



FIREX®



SMOKE ALARM

ITEM 21033927 | MODEL SMAC9VFEX

Hardwired + 9V Backup Battery (INCLUDED)



Images are representative only. Actual product may vary slightly.

Description

When you're on the job, there's no room for uncertainty. Built for pros, the FireX Smoke Alarm (model SMAC9VFEX) delivers dependable, code-compliant detection — backed by North America's #1 home fire safety brand.*

This advanced photoelectric sensor alarm meets UL 217 10th Edition standards. You'll also find key features both you and your customers will appreciate, like reduced nuisance alarms, self-testing capability, event memory and universal mounting for streamlined installs.

Features & Benefits

- **Faster Detection¹** – Advanced smoke chamber design for quicker, more reliable alerts
- **Reduced Nuisance Alarms** – Intelligent algorithms help distinguish real threats from false alarms
- **Fire Event Locator Memory** – LED indicator every 15 seconds after an alarm event
- **Self-Testing Diagnostics** – Monitors key functions for consistent, lasting performance
- **Heat & Humidity Protection** – Conformal coating protects against oxidation, corrosion and environmental conditions
- **5-Inch Universal Mounting Bracket** – Streamlines installation and replacement
- **Preinstalled Dust Cover** – Rigid plastic cover shields alarm from construction dust and debris
- **Durable, Fire-Resistant Housing** – Built-to-last with screw-secured PVC construction that resists yellowing and aging

Ordering Information

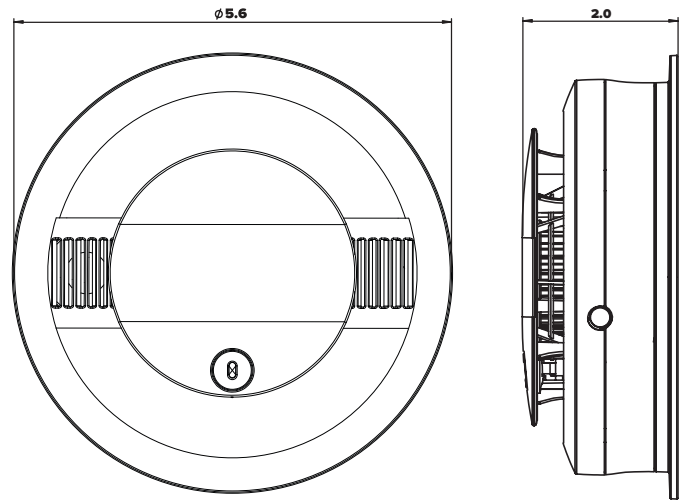
Ordering Number	UPC	GTIN	Pack	Case Dimensions (D x W x H in)	Case Weight (lbs)	Cartons/Pallet
21033927	047871339273	10047871339270	8 / case	9.8 x 11.8 x 6.10	~ 6.5	96
21033928	047871339280	10047871339287	10PC BULK CASE	11.81 x 12.6 x 6.3	~ 7.5	72

*Based on total household installations as of December 2023. ¹29% faster average smoke detection based on internal testing of smoldering wood fires for Kidde 9th Edition vs. leading competitor 8th Edition products.

Model Specifications

Alarm Indications	Smoke Alarm: Temporal-3, ≥85 dB @10 ft
	Red LED in sync with alarm (initiating alarm(s) only)
	Amber LED = Fault / Error / EOL / Low Battery
	Green = Power
	Event Recall: Red LED every 15 sec (24 hrs.)
	Clean Me: 1 blink + 3 chirps (dust)
Power & Battery	Primary: 120V AC, 60 Hz, 60 mA max
	Backup: 1 × 9V battery (included)
	Battery Life: ~1 yr (replace when chirp occurs)
	UL 217 10th Endurance: ≥7 days standby + 4 min alarm on battery only
	Approved: Gold Peak 1604P/1604A, Eveready 1222, Energizer 522, Duracell MN1604, Panasonic 6AM6/6AM-6/6AM-6PI/6AM6X/6LR61(GA)
	Not lithium compatible
Functional Features	Test/Hush Button (simulates smoke)
	Hush™ (8 min)
	Alarm Auto Reset After Hushing
	Tamper-Resistant AC Quick Connector
Compliance & Listings	ETL Listed; UL 217, 10th Edition
	NFPA 72 (2025)
	NFPA 101
	ICC/IBC aligned
	CSFM Listed
	Meets HUD/FHA standards
Architectural / Engineering	Housing: Flame-retardant thermoplastic (UL 94)
	3 LED indicators
	≥85 dB
	Meets UL 217 10th, NFPA 72 (2025), NFPA 101, FHA, HUD
Technical	Model: SMAC9VFEX
	Sensor: Photoelectric
	Temp: 40–100 °F
	Humidity: ≤95% RH
	Dimensions: 5.67" box / 5" out
	Weight: 0.86 lb.
	Wiring: Quick-connect harness
	Interconnect: Up to 24 Kidde devices
Warranty	10-Year Limited (excludes batteries)
User Guide Languages	English / Spanish

Product Dimension (in)



Installation of Alarm²

The alarm can be installed on any standard single gang electrical box, up to a 4" octagon junction box. See User Guide for more location information and additional instructions.

The alarm should be installed to comply with all local codes having jurisdiction in your area, Article 760 of the National Electric Code, and NFPA 72. Make certain all alarms are wired to a single, continuous (non-switched) power line, which is not protected by a ground fault interrupter. A maximum of 1000 ft of wire can be used in the interconnect system. Use standard UL listed household wire (18 gauge or larger as required by local codes).

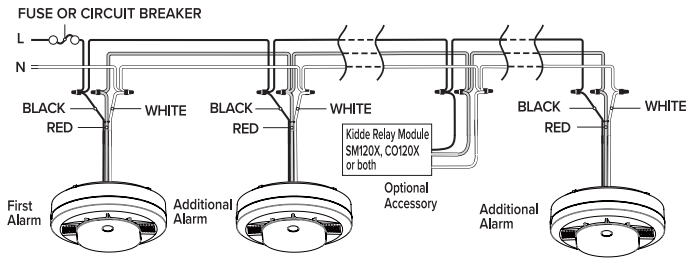
A maximum of 24 Kidde Safety devices may be interconnected in a multiple station arrangement. The interconnect system should not exceed the NFPA interconnect limit of 12 smoke or smoke/CO combination alarms and/or 18 alarms total (smoke, CO, smoke/CO combination, heat, etc.). With 18 alarms interconnected, it is still possible to interconnect up to a total of 6 remote signaling devices and/or relay modules.

This model meets the latest residential smoke alarm standards, which includes enhanced resistance to nuisance alarms from cooking. Industry experts recommend that both ionization and photoelectric smoke alarms be installed to help ensure optimal detection of the various types of fires that can occur within the home. Ionization sensing alarms may detect invisible fire particles (associated with fast flaming fires) sooner than photoelectric alarms. Photoelectric sensing alarms may detect visible fire particles (associated with slow smoldering fires) sooner than ionization alarms. Industry experts recommend specific locations for smoke alarms, such as every level and sleeping area of the dwelling. The alarm can be installed on the surface of any wall or ceiling following the UL/NFPA/Manufacturer's recommended placement guidelines.

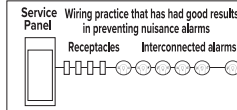
²For technical information only. Not for installation use. See User Guide for installation and safety information.

Installation of Alarm² (Continued)

Interconnect Diagram²



Wires on alarm harness: Connected to:
 Black: Hot side of AC line
 White: Neutral side of AC line
 Red: Interconnect lines (red wires) of other units in the multiple station set-up



⚠ WARNING: Failure to properly connect AC power and install batteries in the correct orientation will prevent proper operation of this alarm and will prevent its response to fire hazards.

The following Kidde models can be interconnected using the standard AC wiring interconnect. (Refer to each model's User Guide for visual and audible indicators.)

Models which provide both remote smoke and CO alarms	20SA10, 20SA10-V, 20SAR, 20SAR-W, 3050-VAS10-A, 3050-VASC10-A, 30CUA10, 30CUA10-V, 30CUAR, 30CUAR-V, 30CUAR-W, 900-CUAR, 900-CUAR-V, i12010S, i12010SCO, KN-COB-IC, KN-COPE-I, KN-COSM-I, KN-COSM-IB, KN-COSM-IBA, KN-SMFM-I, P4010ACLEDS, P4010ACLEDS-2, P4010ACLEDS-CO, P4010ACLEDS-CO-2, P4010ACS, P4010ACSAQ-WF, P4010ACSCO, P4010ACSCOAG-WF, P4010ACSCO-W, P4010ACSCO-WF, P4010ACS-W, P4010ACS-WF, P4010LACS-W, RF-SM-ACDC, RGCUAR-RW, RGSAR-RW, SMACFEX, SMAC10YFEX, CUAFEX, CUAFEX-V, CUAC10YFEX, CUAC10YFEX-V, 50SA10-S, 50CUA10-S, CUAC10LEDFEX
Models which provide remote smoke alarms, but not remote CO alarms	HD135F, i12020, i12020A, i12040, i12040A, i12060, i12060A, i12080, i12080A, i4618A, i4618AC, P12040, PE120, Pi2000, Pi2010
Models which provide both remote smoke and CO alarms with a strobe light and no audible notification	SL177i, SLED177i
Relay modules	SM120X relay module will only activate from interconnect smoke signal. CO120X relay module will only activate from interconnect CO signal.

Alarm Warnings – Featuring multi-color LEDs

- Fire:** The red LED will flash in sync with the alarm pattern (3 long beeps). The alarm will repeat this pattern until the unit is reset or smoke is eliminated.
- End of Unit Life:** Two chirps and amber LED flashes per minute.
- Alarm Memory:** Alerts a user if smoke has been detected in the last 24 hours. If smoke has been detected, the red LED blinks every 15 sec.

Pro Notes / Maintenance

- Clean only with compressed air/vacuum & dry cloth – no water or cleaners
- Keep 3 ft from ducts, fans and lights
- Troubleshooting Nuisance Alarms**
 - Hush** – Press Hush/Test to silence the alarm
 - Clean** – Clear alarm openings using compressed air or vacuum
 - Test** – After cleaning, press Hush/Test to retry alarm
 - Call** – If issue persists, call Kidde Pro Support

Keep the installed dust cover on until at least 24 hours after all construction has been completed (drywall, painting, varnishing, mounting plate install, etc.). Retain the dust cover and reinstall it to protect the alarm during future construction projects. Construction dust and chemicals can cause contamination and false alarms.



⚠ WARNING: Dust cover must be removed for alarm to operate.

Images are representative only. Actual product may vary slightly.

² For technical information only. Not for installation use. See User Guide for installation and safety information.

THE RIGHT SUPPORT, RIGHT WHEN YOU NEED IT.

Get the answers you're looking for, with a dedicated customer service line for pros. Call **Kidde Pro Support** at **1-888-422-6402**.

GP Batteries

Safety Data Sheet

Model No.:GP1604S

Document Number: GPBC-MS-S000

Revision:05

Page 1 of 4

IDENTITY (As Used on Label and List)
GP1604S

Note: Blank spaces are not permitted if any item is not applicable or no information is available, the space must be marked to indicate that.

Section I – Information of Manufacturer

Manufacturer's Name GPI International Ltd.	Emergency Telephone Number
Address (Number, Street, City State, and ZIP Code) 7/F , Building 16W, 16 Science Park West Avenue Hong Kong Science Park, New Territories, Hong Kong	Telephone Number for information 852-2484-3333
Issue Date Jan 01,2019	Date of prepared and revision
	Signature of Preparer (optional)

Section II - Hazardous Ingredients / Identity Information

Hazardous Components:

Description:	Approximate % of total weight		CAS No.	Remarks
Mercury (Hg)	<1.0	ppm	7439-97-6	Impurity
Lead (Pb)	<1000	ppm	7439-92-1	Added in Zinc plate
Cadmium (Cd)	<10	ppm	7440-43-9	Impurity
Hexavalent Chromium (Cr ⁶⁺)	<10	ppm	7440-47-3	Impurity
Polybrominated Biphenyls (PBBs)	N/A		\	
Polybrominated Diphenyl Ethers (PBDEs)	N/A		\	
Zinc Chloride (ZnCl ₂)	2-10	Wt%	7646-85-7	
Ammonium Chloride (NH ₄ Cl)	0-10	Wt%	2125-02-9	
Manganese Dioxide (MnO ₂)	25-35	Wt%	1313-13-9	
Zinc (Zn)	10-20	Wt%	7440-66-6	
Acetylene Black	5-15	Wt%	1333-86-4	

Section III - Physical / Chemical Characteristics

Boiling Point N.A.	Specific Gravity (H ₂ O=1) N.A.
Vapor Pressure (mm Hg) N.A.	Melting Point N.A.
Vapor Density (AIR=1) N.A.	Evaporation Rate (Butyl Acetate) N.A.
Solubility in Water N.A.	
Appearance and Odor	Prismatic Shape, odorless

Section IV – Hazard Classification

Classification

N.A.

GP Batteries

Safety Data Sheet

Model No.:GP1604S

Document Number: GPBC-MS-S000

Revision:05

Page 2 of 4

Section V – Reactivity Data

Stability	Unstable		Conditions to Avoid
	Stable	X	

Incompatibility (Materials to Avoid)

Hazardous Decomposition or Byproducts

Hazardous Polymerization	May Occur		Conditions to Avoid
	Will Not Occur	X	

Section VI - Health Hazard Data

Route(s) of Entry	Inhalation?	Skin?	Ingestion?
	N.A.	N.A.	N.A.

Health Hazard (Acute and Chronic) / Toxicological information

In case of electrolyte leakage, skin will be itchy when contaminated with electrolyte.

In contact with electrolyte can cause severe irritation and chemical burns.

Inhalation of electrolyte vapors may cause irritation of the upper respiratory tract and lungs.

Section VII – First Aid Measures

First Aid Procedures

If electrolyte leakage occurs and makes contact with skin, wash with plenty of water immediately.

If electrolyte comes into contact with eyes, wash with copious amounts of water for fifteen (15) minutes, and contact a physician.

If electrolyte vapors are inhaled, provide fresh air and seek medical attention if respiratory irritation develops. Ventilate the contaminated area.

Section VIII - Fire and Explosion Hazard Data

Flash Point (Method Used)	Ignition Temp.	Flammable Limits	LEL	UEL
N.A.	N.A.	N.A.	N.A.	N.A.

Extinguishing Media

Carbon Dioxide, Dry Chemical or Foam extinguishers

Special Fire Fighting Procedures

N.A.

Unusual Fire and Explosion Hazards

Do not dispose of battery in fire - may explode.

Do not short-circuit battery - may cause burns.

GP Batteries

Safety Data Sheet

Model No.: GP1604S

Document Number: GPBC-MS-S000

Revision: 05

Page 3 of 4

Section IX – Accidental Release or Spillage

Steps to Be Taken in Case Material is Released or Spilled

Batteries that are leakage should be handled with rubber gloves.

Avoid direct contact with electrolyte.

Wear protective clothing and a positive pressure Self-Contained Breathing Apparatus (SCBA).

Section X – Handling and Storage

Safe handling and storage advice

Batteries should be handled and stored carefully to avoid short circuits.

Do not store in disorderly fashion, or allow metal objects to be mixed with stored batteries.

Never disassemble a battery.

Do not breathe cell vapors or touch internal material with bare hands.

Keep batteries between -30°C and 35°C for prolonged storage.

Section XI – Exposure Controls / Person Protection

Engineering Control

No engineering measure is necessary during normal use. If internal cell materials are leaked, the information below will be useful.

Exposure Control Limit

Common Chemical Name / General Name	OSHA PEL	ACGIH TLV
Manganese compounds (as Mn)	(Ceiling) 5 mg/m ³	TWA 0.02 mg/m ³ (resp.)
Nickel, metal and insoluble compounds	(as Ni) TWA 1 mg/m ³	Elemental: 1.5mg/m ³ (IHL); Insoluble inorganic compounds: 0.2mg/m ³ (IHL)
Zinc oxide	Respirable fraction: 5 mg/m ³	Respirable fraction: 2 mg/m ³
Graphite	Respirable fraction: 5 mg/m ³	2 mg/m ³ (all forms except fibers)
Carbon black	3.5 mg/m ³	3.5 mg/m ³ (IHL)

TWA – Time Weighted Average
ACGIH TLV: American Conference of Governmental Industrial Hygienists Threshold Limit Value
OSHA PEL: Occupational Safety & Health Administration Permissible Exposure Limit

Section XII – Ecological Information

N.A.

GP Batteries

Safety Data Sheet

Model No.:GP1604S

Document Number: GPBC-MS-S000

Revision:05

Page 4 of 4

Section XIII – Disposal Method

Dispose of batteries according to government regulations.

Section XIV – Transportation Information

GP primary carbon zinc cylindrical cells/batteries are considered to be “dry cell” batteries and are unregulated for purposes of transportation by the U.S. Department of Transportation (DOT), International Civic Aviation Administration (ICAO), International Air Transport Association (IATA), the International Maritime Organization (IMO). (Carbon zinc batteries are not regulated for transportation as “DANGEROUS GOODS” under the IATA Dangerous Goods Regulations 60th edition 2019.)

IATA DGR: Special Provision A123: “Example of such batteries are: akali-manganese, zinc carbon, and nickel-cadmium batteries. Any electrical battery...having the potential of a dangerous evolution of heat must be prepared for transport as to prevent (a) a short-circuit (e.g. in the case of batteries, by the effective insulation of exposed terminals.) is forbidden from transport; and (b) accidental activation. The words “Not Restricted” and the Special Provision number must be included in the description of the substance on the Air Waybill as required by 8.2.6 when an Air Waybill is issued.

EU: As primary carbon zinc cells/batteries are not explicitly mentioned in RID/ADR, there are no special Dangerous Goods shipment requirements for these products.

USA: 49 CFR § 172.102 Special Provision 130: “For other than dry battery specifically covered by another entry in the § 172.101 Table, “Batteries, dry” are not subject to the requirements of this subchapter when they are securely packaged and offered for transportation in a manner that prevents the dangerous evolution of heat (for example, by the effective insulation of exposed terminals) and protects against short circuits.”

Section XV – Regulatory Information

Special requirement be according to the local regulatory.

Section XVI – Other Information

The data in this Material Safety Data Sheet relates only to the specific material designated herein.

Section XVII – Measures for fire extinction

In case of fire, it is permissible to use any class of extinguishing medium on these batteries or their packing material. Cool exterior of batteries if exposed to fire to prevent rupture.

Fire fighters should wear self-contained breathing apparatus.
