





# MIDLAND INDUSTRIES

FITTINGS • VALVES • HOSE • CLAMPS & ACCESSORIES



Midland Metal  
A MIDLAND INDUSTRIES COMPANY



Anderson Metals  
A MIDLAND INDUSTRIES COMPANY



MID-AMERICA FITTINGS, LLC.  
A MIDLAND INDUSTRIES COMPANY



BUCHANAN RUBBER LTD  
A MIDLAND INDUSTRIES COMPANY



CHAMPION BRASS  
FITTINGS • CONNECTORS • VALVES  
A MIDLAND INDUSTRIES COMPANY



STAINLESS ADAPTERS INC.  
A MIDLAND INDUSTRIES COMPANY



CENTURY BRASS PLUMBING  
A MIDLAND INDUSTRIES COMPANY



AMIFLEX INC.  
A MIDLAND INDUSTRIES COMPANY

# 2022



[MIDLANDINDUSTRIES.COM](http://MIDLANDINDUSTRIES.COM)

FIND US ON:

# ACCOUNT MANAGER

## FULL CONTROL AT YOUR FINGER TIPS!

MUCH MORE THAN JUST PLACING ORDERS!

### LOG INTO

#### ACCOUNT MANAGER FOR:

- Get Account Information
- New Customer Profile
- Check Your Order History
- Access Your Invoices
- Download Current Pricing
- Print Bin Labels
- Check Backorders
- Print Invoices
- Pick A Preferred Warehouse
- Save Orders
- Manage Part Numbers
- Quick Order
- Upload Your Order
- And More...



[Login or Open an Account](#)

SEARCH



[HOME](#) [ABOUT US](#) [OUR SERVICES](#) [CONTACT US](#) [BLOG](#)



**Speed Order** (add items to your cart)

Part #  QTY

**Survey**

What industries do you serve? (Hold Shift to select multiple)

Beverage  
Car Wash  
Compressor  
Farm and Ag

Any Other Industries Served?

**Check Price and Availability**

Product Search

**Account Links**

Orders [Place an Order \(?\)](#) Account [Manage Part Numbers \(?\)](#)

**Overview**

	Open	Total
Orders (?)	0	\$0
Invoices (?)	0	\$0

**Your Preferred Warehouse**

**Account Details**

Account # 100  
Company Name ABC Supply  
Sales Rep INDUSTRIAL ACCOUNT  
Multiplier   
Saved Orders Request an Appointment

## LOG IN TO MIDLANDINDUSTRIES.COM

VISIT [WWW.MIDLANDINDUSTRIES.COM](http://WWW.MIDLANDINDUSTRIES.COM) AND LOGIN TO YOUR ACCOUNT USING YOUR CUSTOMER ID AND PASSWORD.

- View your price and available stock.
- View open orders and tracking information on all shipments.
- Download pricing files.
- Update your Customer Profile and Contacts
- For Purchasing, Accounts Payable, Sales, and Marketing.
- Check your message center to see the latest updates and specials.

CUSTOMER ID # :

PASSWORD :

MULTIPLIER :



Fax 1-800-877-5391

[sales@midlandindustries.com](mailto:sales@midlandindustries.com)

## FIND WHAT YOU NEED

<b>TABLE OF CONTENTS</b>	PAGES 5-7
<b>PICTORIAL</b>	PAGES 18-42
<b>NUMERICAL INDEX</b>	PAGES 596-636
<b>GENERAL INFORMATION</b>	PAGES 637-639
<b>THREAD INFORMATION</b>	PAGE 641
<b>THREAD PROFILES</b>	PAGE 642

## CUSTOMER TOOLS

<b>MARKETING SOLUTIONS</b>	PAGES 10-13
<b>LOCATIONS / TRANSIT MAPS</b>	PAGES 16-17
<b>ACCOUNT MANAGER</b>	INSIDE FRONT COVER

## PRODUCTS AND SERVICES



**CUSTOM CATALOGS** SEE INTRO PAGE **10**



**PRIVATE LABELING** SEE INTRO PAGE **11**



**CUSTOM BIN LABELS** SEE INTRO PAGE **12**



**MOBILE APP** SEE INTRO PAGE **13**

**MIDLANDINDUSTRIES.COM**

**NEW PRODUCTS INTRO PGS 8-9**

**PICTORIAL INDEX PGS 18-42**

**BRASS PGS 43-192**

**LEAD FREE PGS 193-224**

**PLUMBING ACCESSORIES 225-248**

**LEAD FREE VALVES 249-261**

**VALVES 262-321**

**FITTINGS AND NIPPLES 322-392**

**PLASTIC 393-403**

**HOSE ACCESSORIES 404-429**

**HOSE 430-462**

**CRIMPLOCK 463-475**

**CLAMPS 476-493**

**TUBING 494-500**

**HIGH PRESSURE SPRAYER 501-506**

**PNEUMATICS 507-526**

**HYDRAULICS 527-576**

**STAINLESS STEEL 577-595**

**NUMERICAL INDEX 596-636**



## THE BUILT TO SERVE ADVANTAGE

As a new family of companies working together we're building the most powerful platform our industry has ever seen.

Founded upon a legacy of customer service, our mission is to give you a distinct competitive advantage. As a leader in globally sourced and domestically manufactured products we're providing needed innovations to distributor supply chains with a variety of marketing and data driven initiatives.

Save time and money with the industry knowledge that comes from decades of experience and hard work. Building advantage means you gain access to our growing network of distribution centers across North America. Come see what the Midland Advantage can do for your business.

### THE PERFECT FIT

For decades the Midland family has been the chosen manufacturer and supplier of fittings, valves, hose and accessories to distributors across North America. Today's Midland Industries and our family of companies are committed to helping our customer serve their customers better Experience simple, worry-free products and innovations that make doing business easier.



Midland Metal

A MIDLAND INDUSTRIES COMPANY



Anderson Metals

A MIDLAND INDUSTRIES COMPANY



STAINLESS  
ADAPTERS INC.

A MIDLAND INDUSTRIES COMPANY



CHAMPION BRASS  
FITTINGS • CONNECTORS • VALVES

A MIDLAND INDUSTRIES COMPANY



MID-AMERICA  
FITTINGS, LLC.

A MIDLAND INDUSTRIES COMPANY



BUCHANAN  
RUBBER LTD

A MIDLAND INDUSTRIES COMPANY



AMIFLEX INC.

A MIDLAND INDUSTRIES COMPANY



CENTURY BRASS PLUMBING

A MIDLAND INDUSTRIES COMPANY

[www.MidlandIndustries.com](http://www.MidlandIndustries.com) | 800-821-5725

Connect with us



# TABLE OF CONTENTS



## INTRODUCTION

Account Manager.....	2
Find What You Need.....	3
About Midland Industries.....	4
Table Of Contents.....	5
New Products.....	8
Custom Catalog.....	10
Private Label Shipping.....	11
Bin Labels.....	12
Midland App.....	13
Oem Solutions.....	14
Domestic Manufacturing.....	15
Distribution Locations.....	16
Pictorial Index.....	18



## BRASS FITTINGS

Pipe Fittings.....	43
Hose Barb Fittings.....	56
Push On Barb Fittings.....	70
Garden Hose Fittings.....	77
Sae 45° Flare.....	88
Inverted Flare Fittings.....	104
Compression Fittings.....	109
Flareless Fittings.....	119
Push-In/ Push-To-Connect Fittings.....	123
Brass Push-In Fittings.....	124
Nickel Plated Push-In Fittings.....	129
Composite Body Push-In Fittings.....	141
D.O.T. Push-In Tube Fittings.....	148
Composite Body Dot Push-In Fittings.....	154
D.O.T. Air Brake - Nylon Tubing.....	159
D.O.T. Air Brake Reusable Hose/ Fittings.....	167
D.O.T Tubing & Gladhands.....	170
Grease Fittings.....	175
Specialty Valves And Cocks.....	180



## LEAD FREE BRASS FITTINGS

Lead Free Pipe.....	194
Lead Free Hose Barb.....	202
Lead Free Garden Hose.....	204
Lead Free Flare.....	207
Lead Free Compression.....	212
Lead Free Needle Valves.....	222
Ice Maker Kits.....	224



## PLUMBING ACCESSORIES

Poly PEX Adapters.....	226
Lead Free Brass PEX Fittings.....	228
Lead Free Supply Stops.....	231
Lead Free Supply Connectors.....	233
Power Cords.....	235
CPVC Transition Fittings.....	237
Water Meter Accessories.....	238
Flexible Rubber Couplings.....	239
Lead Free Di-Electric Unions.....	240
Cleanout Plugs.....	241
PVC Unions/Couplings.....	242
PVC Nipples.....	243
Barbed For Plastic Pipe.....	245
PVC Valves.....	247



## LEAD FREE BRASS VALVES

Ball Valves-FIP, SWT.....	250
Ball Valve w/Drain.....	251
SS Tee Handle.....	251
Press Ball Valve.....	254
Pex Ball Valves.....	255
Push Fit Ball Valves.....	256
Gate Valves.....	257
Check Valves.....	257
Y-Strainer.....	257
Sillcocks.....	258
Hose Bibb.....	259
Boiler Drain.....	260
PEX Sillcock.....	261
Vacuum Breaker.....	261

# TABLE OF CONTENTS (CONTINUED)



## VALVES

Ball Valves - FIP .....	263, 265
Locking Handle Ball Valve .....	264, 269
Tee Handle .....	264, 268
Male X Female .....	266
Spring, Angle, Exhaust.....	270
Gas Ball Valves .....	272
Mini Ball Valves .....	273
3-Way Ball Valves .....	277
Gate Valves.....	279
Y-Strainer.....	282
Check.....	283



## SS/STEEL VALVES

SS Ball Valves.....	286
SS Mini Ball Valves.....	289
SS Check Valves .....	291
SS Y-Strainer.....	295
SS Globe Valves.....	295
SS Gate Valves.....	295
Steel Ball Valves .....	296
Hi-Pressure Ball Valves .....	298
Hi -Pressure Check Valves.....	299



## DUCTILE IRON VALVES

Butterfly Valves.....	301
Check Valves.....	304
Gate Valves.....	308, 313
Y-Strainers.....	312
Post Indicators .....	315
Carbon Steel Flanges .....	316
Ductile Iron Flanges .....	318
Gasket Sets.....	320



## NIPPLES & FITTINGS

Brass Nipples .....	323
Bronze Fittings .....	331
Lead Free Brass Fittings .....	331
SS Nipples.....	342
Stainless Steel Fittings .....	348
Black And Galvanized Steel Nipples .....	356
Merchant Couplings .....	375
Api Line Couplings .....	376
Malleable Fittings .....	377
Steel Fittings .....	387
300# Malleable .....	389
Bull Plugs And Swages .....	391



## PLASTIC FITTINGS

Pipe.....	394
Hose Barb .....	396
Garden Hose .....	400
Plastic Push-In Tube Fittings .....	401



## HOSE ACCESSORIES

Aluminum Cam And Groove .....	405
Poly Cam & Groove .....	408
Stainless Steel Cam & Groove.....	410
Brass Cam & Groove .....	412
Self Locking Cam & Groove.....	415
Crimplok Cam & Groove.....	417
Combination Nipples .....	419
Crimplok Universal .....	421
Crimplok King Nipples.....	422
Hose Menders.....	424
Universal Couplings .....	425
Fire Hose Fittings.....	428
Hammer Unions .....	429



## BUCHANAN HOSE

Hose Information .....	431
Air & General Purpose .....	436
Material Handling.....	440
Petro, Steam & Chem.....	443
Water Suction.....	450
Hose Assemblies .....	458
Crimplok Ferrules .....	463
Crimplok Sleeves.....	469



## HOSE CLAMPS

Worm Gear Clamps .....	477
Quick Release .....	481
T-Bolt Clamps .....	482
Constant Torque Hose Clamps .....	484
Double Bolt .....	485
Ear Clamps .....	486
Hammerlock Clamps .....	488
Clamp Tools .....	490
Hose Ferrules .....	493



## TUBING

Polyurethane NSF 51® .....	495
Polyethylene .....	496
Nylon 12 Tubing .....	498
PVC Tubing - NSF61 .....	499
Tube Cutters .....	499
Aluminum Tubing - Easy Bend .....	500
Copper Tubing - Refrigeration Tubing .....	500



## HIGH PRESSURE SPRAYERS

Nozzles .....	502
Swivels .....	503
Sprayers .....	504
Quick Disconnects .....	505



## PNEUMATICS

Industrial Interchange .....	508
Universal Series Couplers .....	510
Aro 210 Interchange .....	511
Automotive/ Parker Interchange (Tru-Flate) .....	512
Lincoln Interchange .....	513
Vents, Mufflers, Filters .....	514
Manifolds .....	516
Safety Valves .....	516
Tank Valves .....	517
Blow Guns .....	518
Tire Gauges .....	519
Foot Chucks .....	520
Gauges .....	524
Teflon Tape .....	526



## HYDRAULIC ADAPTERS & ACCESSORIES


Technical Information .....	528
Profile Size Chart .....	534
Pipe Swivels .....	536
JIC.....	538
Bulkhead.....	543
Pipe.....	545
O-Ring.....	551
JIC Swivels .....	554
O-Ring Adapters.....	556
Face Seal.....	560
BSPT/BSPP/Metric.....	564
Quick Disconnect .....	568
Needle Valves.....	571
Flange Adapters .....	573



## STAINLESS STEEL ADAPTERS

Technical Information .....	578
Pipe Swivels .....	580
JIC.....	581
Bulkhead.....	585
Pipe.....	586
SAE O-Ring Boss.....	590
JIC Swivels .....	592
Crimp Hose.....	594

# NEW PRODUCTS




**DIELECTRIC UNIONS**

**PAGE: 240**



**POWER CORDS**

**PAGE: 235-236**



**LF BRASS PEX FITTINGS**

**PAGE: 228-230**



**IRON BODY  
CLEANOUT PLUGS**

**PAGE: 241**



**DUCTILE IRON  
GATE VALVES**

**PAGE: 313**




**PVC PRODUCTS**

**PAGE: 242**




# NEW PRODUCTS



**DI THREADED  
Y STRAINER**

**PAGE: 312**



**T-HANDLE BALL VALVE**

**PAGE: 251**




**DRAINABLE BALL VALVE**

**PAGE: 251**



**VERTICAL POST  
INDICATORS**

**PAGE: 315**



**STAINLESS STEEL  
ADAPTERS**

**PAGE: 584, 592-593**



**HOSE ASSEMBLIES**

**PAGE: 458-462**



ABC SUPPLY  
1234 Main Ave, Supply, NY - 10001  
WWW.ABCSUPPLYZ.COM - 1-888-555-5555

WWW.ABCSUPPLYZ.COM - 1-888-555-5555  
1234 Main Ave, Supply, NY - 10001  
ABC SUPPLY

## CUSTOM CATALOG

Print custom catalogs with your brand, your pricing and your contact information.

### A UNIQUE CATALOG AT A REASONABLE PRICE

Using Midland's newest catalog as a template, we can completely customize the look, contact information, and pricing to fit your company's needs. The process is simple and takes about a month to complete (times may vary due to the printer's schedule). Work with our designer to customize a catalog that is unique and properly represents your company.

Custom Catalogs have list prices so your sales team can use to sell to your customers.

### OPTION A (FREE): CUSTOM DIGITAL

Our designers will work with you to create a cover that incorporates your branding. Choose between a Flip catalog, PDF or Both!

### OPTION B: CUSTOM COVER CONTACT YOUR SALES REP FOR PRICING

Our designers will work with you to create a cover that incorporates your branding. Cover will be full color with black and white internal pages. No custom options for internal pages. No minimum quantity required.

### OPTION C: BLACK & WHITE CUSTOMIZED CATALOG CONTACT YOUR SALES REP FOR PRICING

Your company logo and contact information will print on the footer of each page. Includes a full color custom cover with black and white internal pages. Minimum of 25 required.

### OPTION D: FULL COLOR CUSTOMIZED CATALOG CONTACT YOUR SALES REP FOR PRICING

Your company logo and contact information will print on the footer of each page. Entire catalog is printed in full color. Minimum of 25 required.

## GET STARTED TODAY

MidlandIndustries.com/marketing

UNION TEE

Part #	Thread size NPTF	A	B	C	Approx. Wt. Lbs.	List Price
28-024	1/8"	0.55	0.55	0.56	0.08	8024
28-025	1/4"	0.78	0.78	0.68	0.17	8025
28-026	3/8"	0.84	0.84	0.81	0.22	8026
28-027	1/2"	1.09	1.09	1.00	0.43	8027
28-028	3/4"	1.16	1.16	1.25	0.64	8028

UNION FORGED TEE

Part #	Thread size NPTF	A & B	Body Width	Approx. Wt. Lbs.	List Price
28-032	1/8"	0.56	0.50	0.06	8032
28-033	1/4"	0.71	0.68	0.13	8033
28-034	3/8"	0.81	0.81	0.16	8034
28-035	1/2"	1.00	1.00	0.27	8035
28-036	3/4"	1.16	1.25	0.53	8036
28-023	1"	1.42	1.50	0.94	8023

www.abcsupplyz.com

Toll Free Phone 1-800-555-5555



## IDENTIFICATION TAGS

Tags and packing slips are printed with your company information.

## SHIPPING

Shipped in a blank box, with no reference to Midland anywhere.

## GET STARTED TODAY

[MidlandIndustries.com/marketing](http://MidlandIndustries.com/marketing)

## PRIVATE LABELING

Private label shipments with your logo on boxes, packing slips and product labels.

### SHIPPED HOW YOU WANT IT, TODAY!

Last year, Midland Industries shipped over 17,000 private labeled packages for our customers. Our customers trust Midland with their customers! Private-labeled packages are shipped in generic boxes with your return shipping information on the pack list and a generic UPS label; Midland isn't referenced anywhere on the shipment. Using this program you have access to an additional 40,000 items without investing in additional inventory. Drive up your profits-not your inventory costs-by using Midland Industries' Private Label Shipping.



## PERSONALIZED

Print labels with pictures and barcodes.

## SCAN

Using the Midland Metal mobile app you can scan the labels to check stock and place orders.

## CUSTOMER SERVICE

Put your custom labels on your customer's bins.

## GET STARTED TODAY

[MidlandIndustries.com/marketing](http://MidlandIndustries.com/marketing)

## BIN LABELS ON DEMAND

Now you can create and print personalized Bin Labels on demand for any product that Midland carries. Labels can be customized with your logo or name. Multiple sizes available.

### BIN LABELS FOR MIDLAND PRODUCTS

Looking for a way to keep your foot in the door with your customers? Try labeling their bins. Using easy-to-follow steps, you're able print labels with pictures and barcodes. Then, using the Midland app, scan the labels on the bins to place orders. Not only will you save time with stock replenishment, you will improve your relationship with your customers as well.

4" x 2"

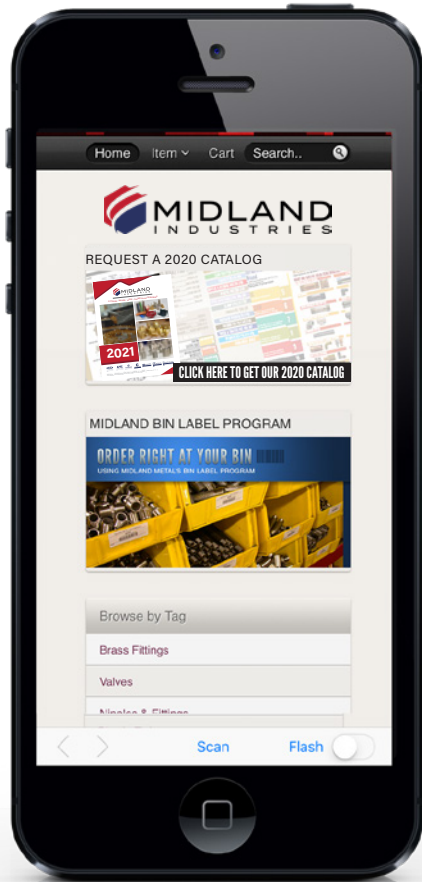


3.5" x 2"



2.625" x 1"





## CHECK STOCK/PRICING

The mobile app gives you quick access to stock and pricing on your displayed items.

## SEARCH

Search for products by part number or keyword. Browse by category or type.

## CUSTOMER SERVICE

Manage your customer's inventory by using your custom bin labels. Scan for quick reordering.

## GET STARTED TODAY


[MidlandIndustries.com/marketing](http://MidlandIndustries.com/marketing)

## MOBILE APP

Use the app to scan bin labels on location to quickly re-order, check stock or pricing. Save orders to submit later.

### SCAN BIN LABELS FOR EASY ACCESS

You can affix these bin labels on your bins and/or your customer's bins. Use the app on your smartphone to quickly scan labels for re-order or to save orders to place at the end of the day.





## MIDLAND OEM SOLUTIONS

In an ever changing global business environment, all applications are not created equal. As an OEM partner, Midland can help the distributor work with Original Equipment Manufacturers and specify solutions in order to make informed purchasing decisions around technology, applications and relevant specification requirements.

Certain OEM applications require specific fittings, hoses, clamps and valves. For example, your application may require easier installation, a globally available product, or extended life among other critical features. No matter what the application, Midland is prepared to meet the demands of your end user business with our OEM solutions and equipment.


When you work with Midland, you are getting a Midland designed product made worldwide in our factories in the US, Asia and Europe, assembled by dedicated employees. Therefore, as an OEM wholesale partner, Midland Industries can promise premier customer service, high quality manufacturing standards, on-time delivery and a philosophy of continuous improvement. This allows the distributor to remain competitive in the marketplace and achieve growth objectives on new and existing projects.

As part of the Midland OEM program, you can expect increased co-marketing opportunities, better market planning with our sales force, and improved customer engagement with co-managed objectives.

## INNOVATIVE THINKING. INNOVATIVE SOLUTIONS. PARTNERING FOR YOUR SUCCESS!

Ask about our OEM Solutions – contact [specials@midlandindustries.com](mailto:specials@midlandindustries.com) to get started today.

DD	8-8-72	Mid-America Fittings, Inc. 7604 Wedd Street Overland Park, KS 66204
CHT	8-9-72	
CHT	8-9-72	
DATE		PART DESCRIPTION: CONNECTOR- 5/16 INV. X 1/4 S
REDRAWN ON 10-31-2013 BY CAD/CAM		



## DOMESTIC MANUFACTURING

Midland Industries is a leading manufacturer of our MAF™ brand of industrial fitting products for use by OEM's and wholesale distributors.

Midland Industries Engineering and Design team works closely with OEM's in the automotive, trucking, HVAC, industrial, consumer and commercial electronics and appliances and fluid industries. We take original design concepts, sometimes drawn on nothing more than a lid of a pizza box over lunch and move them seamlessly from CAD drawing phase, prototype phase, sample production phase and final production in a matter of weeks instead of months. This is done by using a variety of CNC machine tools and our facilities at our disposal. This includes "Miltronics Vertical Machining Center", "Okuma Turning Centers" and Miyano Machining Centers complete with "Live Tooling" on both long and short beds to create specialty custom parts. At the same time, we achieve maximum quality, efficiency and cost savings for the customer.

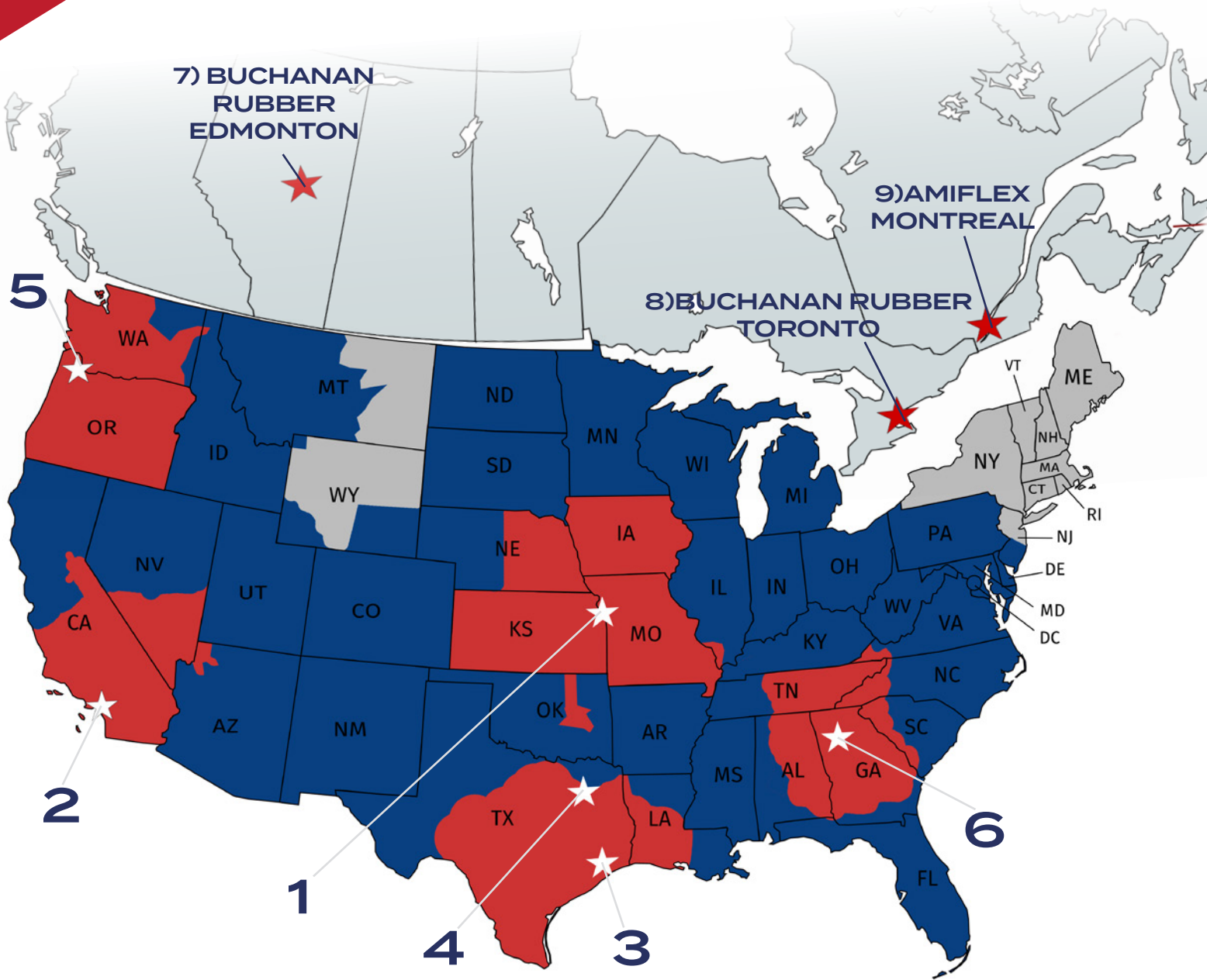
**COMMITTED TO BEING AN INDUSTRY LEADER**  
**IN ENVIRONMENTAL "BEST PRACTICES" AND WILL APPLY IT**  
**TO ALL ASPECTS OF OUR BUSINESS.**

In addition to our MAF™ brand brass fittings, Midland Industries is a major supplier of **chrome-plated** and **nickel-plated brass fittings** as well as **black and galvanized malleable iron pipe fittings, stainless steel pipe fittings, cast bronze fittings and red brass pipe nipples** along with a wide variety of plumbing installation and repair specialty products.

**TO FIND OUT MORE OR TO HAVE YOUR SPECIALTY PARTS QUOTED VISIT:**  
**MIDLANDINDUSTRIES.COM**



# MIDLAND INDUSTRIES DISTRIBUTION



## UPS GROUND TIME IN TRANSIT

- NEXT DAY DELIVERY
- 3 DAY DELIVERY
- 2 DAY DELIVERY

\*2 Day Delivery is determined by warehouse location and inventory at specified location.

\* For detailed UPS Ground time in transit maps please visit [www.UPS.com/maps](http://www.UPS.com/maps)



# DISTRIBUTION LOCATIONS

## 1) MIDWEST DISTRIBUTION

*Full Stocking Location*

3145 Oak Street  
Kansas Ciy, MO 64111

## 2) WEST COAST DISTRIBUTION

*Full Stocking Location*

659 E Ball Rd  
Anahiem, CA 92805

## 3) TEXAS DISTRIBUTION

*Full Stocking Location*

5731 Harvey Wilson Dr  
Houston, TX 77020

## 4) TEXAS DISTRIBUTION

*Full Stocking Location*

600 E. Centre Park  
DeSoto, TX 75115

## 5) PACIFIC NORTH WEST DISTRIBUTION

*Full Stocking Location*

14015 NE Airport Way  
Portland, OR 97230

## 6) EAST COAST DISTRIBUTION

*Full Stocking Location*

4221 Cantrell Rd NW  
Acworth, GA 30101

## MIDLAND INDUSTRIES CUSTOMER SERVICE

Phone: 800-821-5725 || Fax: 800-877-5391 || Email: [Sales@MidlandIndustries.com](mailto:Sales@MidlandIndustries.com)

You can easily check stock and availability for products at these locations online using Account Manager. All accounting will be handled in Kansas City.

## CANADIAN DISTRIBUTION

### 7) BUCHANAN RUBBER-EDMONTON

9547-12 Ave SW,  
Edmonton, AB T6X-0C3  
Phone: 1-888-775-4673  
Fax: 1-888-990-4673  
[Sales@BuchananRubber.com](mailto:Sales@BuchananRubber.com)

### 8) BUCHANAN RUBBER-TORONTO

50 Fasken Drive  
(units 11-21),  
Etobicoke, ON M9W-1K5  
Phone: 1-888-775-4673  
Fax: 1-888-990-4673  
[Sales@BuchananRubber.com](mailto:Sales@BuchananRubber.com)

### 9) AMIFLEX-MONTREAL

9555 Henri Bourassa Ouest,  
Montreal, QC H4S-1S7  
Phone: 1-888-775-4673  
Fax: 1-888-990-4673  
[Sales@BuchananRubber.com](mailto:Sales@BuchananRubber.com)

Canadian operations serviced through our Edmonton, Toronto & Montreal distribution centers. For more information call customer service at 1-800-775-HOSE (4673)

# BRASS

## PICTORIAL INDEX

<b>BRASS FITTINGS PGS 43-192</b>		<b>PIPE PG 43</b>		90° ELBOW  PG 44	90° FORGED EL  PG 44	45° ELBOW  PG 44	UNION TEE  PG 44	FGD TEE  PG 44	RED FRG TEE  PG 45	CROSS  PG 45
FORGED  PG 45	COUPLING  PG 45	RED COUPLING  PG 46	UNION  PG 46	CAP  PG 46	90° ST EL  PG 46	90° ST EL  PG 46	FORGE 90°  PG 47	FORGE RED  PG 47		
HEX BUSHING  PG 47	FACE BUSHING  PG 48	SQ HEAD PLUG  PG 48	COUNTERSUNK  PG 48	SLOTTED HEAD  PG 48	CORED HEX  PG 49	SOLID HEX  PG 49	LOCKNUT  PG 49	CLOSE NIPPLE  PG 49		
LONG NIPPLE  PG 50	HEX NIPPLE  PG 50	RED HEX NIPPLE  PG 50	45° ST EL  PG 50	45° FORGE ST EL  PG 51	STREET TEE  PG 51	FORGED ST TEE  PG 51	ADAPTER  PG 51	FPT X MPT SWIVEL  PG 51		
MPT X FPT SWIVEL  PG 51	90° MALE ELBOW  PG 52	BARSTOCK ELBOW  PG 52	90° RED ELBOW  PG 52	MALE BRANCH T  PG 52	FGD BRANCH TEE  PG 52	ALL MALE T  PG 53	LONG ST EL  PG 53	LONG EX ADAPT  PG 53		
FIP X MIP WYE  PG 53	MALE WYE N/P  PG 53	ALL FIP N/P WYE  PG 53	<b>BULKHEAD FITTINGS PGS 54</b>		BULKHEAD FXFPG 54  PG 54	BULKHEAD FXM  PG 54	BULKHEAD FXM  PG 54	BULKHEAD FXM  PG 54	BULK TUBE X F  PG 54	
FPXCLAMP-STUD  PG 54	MARINE BULK-HEAD  PG 54	STEEL BULK-HEAD  PG 55	STEEL BULK-HEAD  PG 55	STEEL BULK-HEAD  PG 55	STEEL BULK-HEAD  PG 55	STEEL BULK-HEAD  PG 55	STEEL BULK-HEAD  PG 55	STAINLESS BULKHEAD  PG 55	<b>HOSE BARB PG 56</b>	
MALE ADAPTER  PG 57	BSPT ADAPTER  PG 58	SWL MALE ADPT  PG 58	SWL MALE ADPT  PG 58	MENDER/SPLICER  PG 58	FEMALE ADAPT  PG 59	FEMALE SWIVEL  PG 59	MALE SWIVEL  PG 59	GASKET SWIVEL  PG 60		

# BRASS

## PICTORIAL INDEX

HB 90° ELBOW  PG 60	BS 90° ELBOW  PG 61	TEE  PG 61	90° HB ELBOW  PG 61	FEMALE HB EL  PG 62	45° ELBOW  PG 62	CROSS  PG 62	BALL END  PG 63	BALLSEAT  PG 63
BALLSEAT  PG 63	45° FLARE  PG 63	BARB X COMP  PG 63	DUAL FLARE  PG 64	DUAL FLARE  PG 64	FEM FLARE  PG 64	FEM FLARE  PG 64	JIC FLARE SWL  PG 64	REUSABLE  PG 64
FUEL HOSE  PG 65	BUBBLE BARB  PG 65	INV FLARE CONN  PG 65	90° MALE ELBOW  PG 65	BUBBLE ELBOW  PG 65	SWL MALE ELBOW  PG 66	WELD CON-NECTOR  PG 66	WELD HOSE NUT  PG 66	HOSE CONNECT  PG 66
<b>TUBE BARB PG 67</b>	UNION SINGLE BARB  PG 67	MALE ADAPTER 1 BARB  PG 67	BULKHEAD UNION  PG 67	UNION ELBOW  PG 67	MALE 90° ELBOW  PG 67	TEE  PG 67	MALE BRANCH T  PG 67	FEMALE BRANCH T  PG 67
TWO BARB  PG 67	2 BARB TEE  PG 67	90° ELBOW 2 BARB  PG 67	<b>SS. HOSE BARB PG 68</b>	SS ADAPTER  PG 68	SS SPLICER  PG 68	SS BARB ELBOW  PG 68	#304 SS HOSE  PG 68	#304 RED NIPPLE  PG 68
#316 SS HOSE NIPPLE  PG 68	<b>BEVERAGE BARB PG 69</b>	PIPE ADAPTER  PG 69	SWIVEL SETS  PG 69	SWIVEL BARB  PG 69	HOSE SPLICER  PG 69	PLUG  PG 69	U-BEND  PG 69	U-BEND  PG 69
CROSS  PG 69	FLO-JET TEE  PG 69	FLO-JET ELBOW  PG 69	FLO-JET OFFSET  PG 69	HOSE TEES  PG 69	THINWALL TEES  PG 69	BARB SPLICER 90  PG 69	<b>PUSH-ON BARB PG 70</b>	MALE ADAPTER  PG 71
MALE SWIVEL  PG 71	FEMALE SWIVEL  PG 71	HOSE SPLICER  PG 72	FEMALE ADAPTER  PG 72	MALE ELBOW  PG 72	TUBE ADAPTER  PG 73	SAE FLARE ADPT  PG 73	37° JIC FLARE  PG 73	DUAL SEAL  PG 73

# BRASS

## PICTORIAL INDEX

45° SAE FL SWL  PG 74	37° JIC FL SWL  PG 74	INV FLARE SWL  PG 74	INV FEMALE  PG 75	BALLSEAT  PG 75	FEMALE  PG 75	316 MALE ADPT  PG 75	FEMALE  PG 76	37° JIC FL SWL  PG 76
<b>GARDEN HOSE PG 77</b>	SWL MGH X  PG 78	SWL FGH X  PG 78	FGH X FGH  PG 78	SWL FGH X  PG 78	COOLER FIT-  PG 78	COOLER FIT-  PG 78	RGD FGH X  PG 78	RGD FGH X  PG 79
	SWL FGH X MPIPE  PG 79	DSHWSHR ELBOW  PG 79	SWL FGH X MPIPE  PG 79	SWL FGH X MPIPE  PG 79	RGD FGH X MPIPE  PG 79	RGD FEMALE PIPE  PG 79	RGD FEMALE PIPE  PG 80	RGD MALE PIPE  PG 80
GH NUT  PG 80	GH NUT  PG 80	GH WASHER  PG 81	GH WASHER  PG 81	GH FILTER WSHR  PG 81	GH CAP  PG 81	GH CAP W/ CHAIN  PG 81	GH PLUG  PG 81	MENDER  PG 82
QCK DISCON GH  PG 82	QCK DISCON GH  PG 82	MALE FL X FGH RGD  PG 82	MALE FL SWIVEL  PG 82	COMP X FGH  PG 82	COMP X MGH  PG 82	FEMALE SWIVEL  PG 83	SS FEMALE SWL  PG 83	MALE END  PG 83
SS MALE END  PG 83	GH COUPLING  PG 83	GH COUPLING  PG 83	FEMALE END  PG 84	MALE END  PG 84	GH COUPLING  PG 84	FEMALE SWL 2"  PG 84	MALE END 2"  PG 84	GH COUPLING 2"  PG 84
BRASS BALL VALV  PG 85	HOSE SHUT-OFF  PG 85	PL. GH VALVE  PG 85	ZINC Y  PG 85	CAST WYE  PG 86	2-WAY SHUT-OFF  PG 86	"Y" CONNecTOR  PG 86	SWL HOSE CONN  PG 86	"Y" CONNecTOR  PG 86
BRASS NOZZLE  PG 87	CROSS PTTN NOZ  PG 87	CROSS PTTN NOZ  PG 87	SPRAY NOZZLE  PG 87	SPRAY NOZZLE  PG 87	SPRAY NOZZLE  PG 87 PG 63	PL. SPRAY NOZZ  PG 87	<b>FLARE PG 88</b>	SHORT ROD NUT  PG 89

# BRASS

## PICTORIAL INDEX

LONG ROD NUT  PG 89	LONG FRG. NUT  PG 89	SHORT FRG.  PG 90	HVY. SHRT NUT  PG 90	FLARED PLUG  PG 90	FLARED CAP  PG 91	FNGR TIGHT.  PG 91	COPPER  PG 91	COPPER BON-  PG 91
M BALL CHK  PG 92	UNION  PG 92	REDUCING  PG 92	UNION TEE  PG 93	REDUCING TEE  PG 93	M. BRANCH TEE  PG 93	FE. ADAPTER  PG 94	MALE ADAPTER  PG 95	MALE ELBOW  PG 96
FEMALE ELBOW  PG 97	MALE RUN TEE  PG 97	FLARE CROSS  PG 98	FE RUN TEE  PG 98	FLARE ELBOW  PG 98	45° ELBOW  PG 99	UNION  PG 99	FE. FL ADAPTER  PG 99	FL REDUCER  PG 99
FORGED SWIVEL  PG 100	SWIVEL ELBOW  PG 100	FL X SWT  PG 100	<b>POL PG 101</b>	POL TEE  PG 75	TAILPIECE  PG 101	TAIL AND NUT  PG 101	POL CAP  PG 101	PLUG AND CHAIN  PG 101
ADAPTER  PG 101	MALE ADAPTER  PG 101	<b>37 FLARE PG 102</b>	JIC UUNION  PG 102	JIC FE ADPT  PG 102	MALE ADAPTER  PG 102	JIC SWIVEL  PG 102	90° ELBOW  PG 103	45° ELBOW  PG 103
<b>INVERTED FLARE PG 104</b>	CHROMATE NUT  PG 105	LONG STEEL NUT  PG 105	INVERTED FL NUT  PG 105	METRIC TUBE NUT  PG 105	UNION INTERNAL  PG 106	FE. ADAPTER  PG 106	MALE ADAPTER  PG 106	ELBOW  PG 107
45° ELBOW  PG 107	UNION TEE  PG 107	STEEL PLUG  PG 108	BRASS PLUG  PG 108	M. BRANCH TEE  PG 108	FEMALE ELBOW  PG 108	MALE RUN TEE  PG 108	<b>COMPRESSION PG 109</b>	BRASS SLEEVE  PG 110
BRASS NUT  PG 110	UNION  PG 110	REDUCING UNION  PG 111	TEE  PG 111	REDUCING TEE  PG 111	UNION ELBOW  PG 112	REDUCING ELBOW  PG 112	FE. ADAPTER  PG 112	MALE ADAPTER  PG 113

# BRASS

## PICTORIAL INDEX

MALE ELBOW  PG 114	MALE ELBOW  PG 114	MALE RUN TEE  PG 115	M. BRANCH TEE  PG 115	FE. ELBOW  PG 115	FORGED TEE  PG 116	ADAPTER TEE  PG 116	FE. BRANCH  PG 116	45° ELBOW  PG 116
CAP  PG 116	COMPRESS  PG 116	<b>DOUBLE COMP. PG 117</b>	DOUBLE COM-  PG 117	MALE ADAPTER  PG 117	90° ELBOW  PG 117	BREAK-AWAY  PG 117	<b>SPLIT SLEEVE PG 118</b>	SPLIT SLEEVE  PG 118
NUT  PG 118	DBL. END UNION  PG 118	CONNECTOR TRANSMISSION  PG 118	ELBOW  PG 118	<b>FLARELESS PG 119</b>	NUT PLS. SLEEVE  PG 120	UNION  PG 120	BULKHEAD UNION  PG 120	UNION TUBE  PG 120
BULKHEAD UNION  PG 120	UNION TEE  PG 120	FE. CONNecTOR  PG 121	M. CONNecTOR  PG 121	MALE ELBOW  PG 121	FEMALE ELBOW  PG 122	MALE RUN TEE  PG 122	M. BRANCH TEE  PG 122	FE. BRANCH TEE  PG 122
<b>PUSH-IN FITTINGS PG 123</b>	<b>BRASS PUSH-IN PG 124</b>	UNION CONNecT  PG 125	UNION TEE  PG 125	UNION ELBOW  PG 125	FE. CONNecTOR  PG 125	M. CONNecTOR  PG 126	SWVL. M. ELBOW  PG 126	FIXED M. ELBOW  PG 127
FE. SWVL ELBOW  PG 127	FEMALE ELBOW  PG 127	SWVL M. RUN T  PG 127	FIXED M. RUN T  PG 128	SWVL M. BRANCH  PG 128	FIX M. BRANCH T  PG 128	UNION "Y"  PG 128	<b>N/P PUSH-IN FITTINGS PG 129</b>	UNION CONNecT  PG 130
UNION TEE  PG 130	UNION ELBOW  PG 130	FE. CONNecTOR  PG 130	FIXED M. ELBOW  PG 131	MALE W/INT HEX  PG 131	M. CONNecTOR  PG 131	SWVL. M. ELBOW  PG 131	FE. SWVL ELBOW  PG 132	SWVL. M. RUN T  PG 132
SWVL M. BRANCH  PG 132	BULKHEAD UNION  PG 132	REDUCER  PG 133	UNION "Y"  PG 133	<b>METRIC N/P BRASS PG 133</b>	UNION  PG 133	UNION TEE  PG 133	UNION ELBOW  PG 134	UNION "Y"  PG 134

# BRASS

## PICTORIAL INDEX

<p>PLUG</p>  <p>PG 134</p>	<p>METRIC TUBE</p>  <p>PG 134</p>	<p>INTERNAL HEX</p>  <p>PG 135</p>	<p>METRIC TUBE</p>  <p>PG 135</p>	<p>METRIC SWVL</p>  <p>PG 135</p>	<p>METRIC SWVL</p>  <p>PG 135</p>	<p>BULKHEAD</p>  <p>PG 135</p>	<p><b>N/P WITH NICKEL COLLET PG 136</b></p>	<p>NC UNION</p>  <p>PG 136</p>	
<p>NC TEE</p>  <p>PG 136</p>	<p>NC ELBOW</p>  <p>PG 136</p>	<p>NC FE ADAP</p>  <p>PG 136</p>	<p>NC MALE ADAP</p>  <p>PG 137</p>	<p>NC MALE ELL</p>  <p>PG 137</p>	<p>MALE RUN TEE</p>  <p>PG 138</p>	<p>MALE BRANCH</p>  <p>PG 138</p>		<p>BULKHEAD</p>  <p>PG 138</p>	<p><b>METRIC N/P COLLET PG 138</b></p>
<p>METRIC UNION</p>  <p>PG 138</p>	<p>METRIC TEE</p>  <p>PG 138</p>	<p>METRIC ELL</p>  <p>PG 139</p>	<p>MALE ADAP</p>  <p>PG 139</p>	<p>SW MALE ELL</p>  <p>PG 139</p>	<p><b>SS PUSH-IN PG 140</b></p>		<p>SS UNION</p>  <p>PG 140</p>	<p>SS TEE</p>  <p>PG 140</p>	
<p>MALE ADAP</p>  <p>PG 140</p>	<p>SW MALE ELL</p>  <p>PG 140</p>	<p><b>COMPOS- ITE BODY PUSH-IN PG 141</b></p>		<p>UNION</p>  <p>PG 142</p>	<p>UNION TEE</p>  <p>PG 142</p>	<p>FE. CONNec- TOR</p>  <p>PG 142</p>	<p>90° UNION ELB.</p>  <p>PG 142</p>	<p>UNION "Y" CONN</p>  <p>PG 142</p>	<p>M. CONNECTOR</p>  <p>PG 143</p>
<p>SW MALE ELBOW</p>  <p>PG 143</p>	<p>FE. SWVL ELBOW</p>  <p>PG 143</p>	<p>45 SWIVEL ELL</p>  <p>PG 144</p>	<p>SWVL M. RUN T</p>  <p>PG 144</p>	<p>SWVL M. BRANCH</p>  <p>PG 144</p>	<p>BULKHEAD FE.</p>  <p>PG 144</p>	<p>BULKHEAD UNION</p>  <p>PG 145</p>	<p>SWIVEL "Y" CON</p>  <p>PG 145</p>	<p>NEEDLE VALVE</p>  <p>PG 145</p>	
<p>FLOW CON- TROL</p>  <p>PG 145</p>	<p>FLOW CONTROL</p>  <p>PG 145</p>	<p><b>METRIC COMP PUSH-IN PG 146</b></p>		<p>METRIC MALE</p>  <p>PG 146</p>	<p>METRIC ELBOW</p>  <p>PG 146</p>	<p>FEMALE ADAP</p>  <p>PG 146</p>	<p>METRIC TEE</p>  <p>PG 146</p>	<p>METRIC UNION</p>  <p>PG 146</p>	<p>METRIC TEE</p>  <p>PG 147</p>
<p>METRIC TEE</p>  <p>PG 147</p>	<p>METRIC SW ELBOW</p>  <p>PG 147</p>	<p>METRIC WYE</p>  <p>PG 147</p>	<p>METRIC SW WYE</p>  <p>PG 147</p>	<p><b>DOT PUSH-IN PG 148</b></p>		<p>PLUG</p>  <p>PG 149</p>	<p>UNION</p>  <p>PG 149</p>	<p>UNION TEE</p>  <p>PG 149</p>	<p>UNION ELBOW</p>  <p>PG 149</p>
<p>FEMALE CONN</p>  <p>PG 149</p>	<p>MALE CONNec- TOR</p>  <p>PG 150</p>	<p>MALE ELBOW</p>  <p>PG 150</p>	<p>MALE SWL ELBOW</p>  <p>PG 150</p>	<p>FEMALE ELBOW</p>  <p>PG 151</p>	<p>FEMALE SWL EL</p>  <p>PG 151</p>	<p>MALE RUN TEE</p>  <p>PG 151</p>	<p>MALE SWL RUN T</p>  <p>PG 151</p>	<p>MALE 45° ELBOW</p>  <p>PG 152</p>	

# BRASS





































































## PICTORIAL INDEX

45° SWL ELBOW  PG 152	MALE BRANCH  PG 152	SWL BRANCH  PG 153	FEM BRANCH T  PG 153	BULK CONNECT  PG 153	BULKHEAD  PG 153	FEM BULK  PG 153	<b>COMP D.O.T. PUSH-IN PG 154</b>	STRAIGHT  PG 155
UNION TEE  PG 155	UNION 90° EL  PG 155	FEM  PG 155	MALE  PG 156	90° MALE  PG 156	90° FEMALE EL  PG 156	MALE RUN TEE  PG 157	MALE BRANCH  PG 157	FEM BRANCH T  PG 157
45° MALE ELBOW  PG 157	UNION "Y"  PG 158	MALE BRANCH "Y"  PG 158	BULKHEAD UNION  PG 158	FEM BULK CONN  PG 158	<b>DOT AIR BRAKE NYLON PG 159</b>	SLEEVE  PG 160	NUT  PG 160	UNION  PG 160
BULKHEAD UNION  PG 160	SS INSERT  PG 160	BRASS INSERT  PG 160	TEE  PG 161	RED BRANCH TEE  PG 161	ELBOW  PG 161	FEMALE ADAPTER  PG 161	MALE ADAPTER  PG 162	SWL MALE ADPT  PG 162
MALE ELBOW  PG 162	SWL MALE ELBOW  PG 162	FEMALE ELBOW  PG 163	MALE RUN TEE  PG 163	MALE BRANCH T  PG 163	FEM BRANCH T  PG 163	45° ELBOW  PG 164	SWL 45° ELBOW  PG 164	<b>DOT AIR BRAKE COPPER PG 165</b>
SLEEVE  PG 165	NUT  PG 165	UNION  PG 165	TEE  PG 165	UNION ELBOW  PG 165	MALE ADAPTER  PG 166	90° MALE ELBOW  PG 166	MALE BRANCH T  PG 166	<b>DOT FOR HOSE PG 167</b>
SLEEVE  PG 167	NUT  PG 167	NUT-USE SPRING  PG 167	SPRING  PG 168	NUT/SPRING  PG 168	UNION  PG 168	CONNECTOR HOSE  PG 168	MALE CONNECTOR  38363.PSD	ADAPTER FOR SWL  PG 169
MALE ADAPTER  PG 169	ADAPTER BODY  PG 169	MALE ADAPTER  PG 169	<b>AIR BRAKE ACCESSORIES PG 170</b>	GLADHANDS  PG 170	GLADHAND GRIPS  PG 172	GLADHAND SEALS  PG 172	AIR BRAKE TUBING  PG 173	FUEL HOSE  PG 174



# BRASS

## PICTORIAL INDEX

AIR BRAKE  PG 174	HOSE REPAIR  PG 174	TARP STRAPS  PG 174	CABLE TIE  PG 174	<b>GREASE FITTINGS PG 175</b>	1/8 STR.  PG 175	BALL CHECK  PG 175	1/8" 30  PG 156	1/8" 45  PG 175
65° 1/8"  PG 175	90° 1/8"  PG 175	1/4 STR  PG 175	65° BALL  PG 176	SHORT 1/4-28  PG 176	LONG 1/4-28  PG 176	EXTRA LONG  PG 176	SHORT 45° BC  PG 176	SHORT 45° BC  PG 176
LONG 45° BC 1/4-28  PG 176	90° BALL CHECK 1/4-28  PG 176	DRIVE TYPE  PG 177	DRIVE TYPE  PG 177	6MM  PG 177	6MM 45°  PG 177	6MM 90°  PG 177	8MM  PG 177	8MM 45°  PG 177
8MM 90°  PG 177	10MM  PG 178	10MM 45°  PG 178	10MM 90°  PG 178	5/16"-24  PG 178	3/8" - 24  PG 178	BUTTON HEAD  PG 178	WHIP HOSE  PG 178	ADAPTERS  PG 179
ADAPTERS  PG 179	EXTENSIONS  PG 179	45° ANGLE  PG 179	BULKHEAD  PG 179	<b>DRAIN COCKS PG 181</b>	GAS SHUT OFF  PG 181	DRAIN COCK  PG 181	TRUCK DRAIN  PG 181	SHUT OFF  PG 181
LEVER HANDLE  PG 181	AIR TANK VALVE  PG 181	INTERNAL SEAT  PG 182	INTERNAL SEAT  PG 182	LG INTERNAL SEAT  PG 182	TEE HANDLE  PG 182	EXT W/ SPOUT  PG 182	BIBB NEEDLE  PG 182	RADIATOR TYPE  PG 182
AIR COCKS  PG 183	FIP X FIP  PG 183	MIP X FIP  PG 183	<b>SHUT OFF COCKS PG 184</b>	COMP X MALE  PG 184	COMP X COMP  PG 184	FEMALE X FEM  PG 184	MALE X FE-MALE  PG 184	MALE X MALE  PG 184
<b>NEEDLE VALVES PG 185</b>	COMP X MALE  PG 185	COMP X M ANGLE  PG 185	COMP X COMP  PG 185	FLARE X MALE  PG 185	FLARE X MALE  PG 186	FLARE X FLARE  PG 186	AIR VENT  PG 186	MALE TO MALE  PG 186

# BRASS // LEAD FREE

## PICTORIAL INDEX




































































 PG 186	 PG 186	<b>SPECIALTY VALVES PG 187</b>	 PG 187	 PG 187	 PG 187	 PG 187	 PG 187	<b>SOLID BOTTOM VALVES PG 187</b>
 PG 187	 PG 187	 PG 187	 PG 187	 PG 187	<b>SHUT OFF COCK VALVES PG 188</b>	 PG 188	 PG 188	 PG 188
<b>MARINE FITTINGS PG 189</b>	 PG 189	 PG 189	 PG 189	 PG 189	<b>MINIATURE BALL VALVES PG 190</b>	 PG 190	 PG 190	 PG 190
 PG 190	 PG 190	 PG 190	 PG 190	 PG 190	<b>PANEL MOUNT PG 190</b>	 PG 190	 PG 190	 PG 190
<b>N/P VALVES PG 191</b>	 PG 191	 PG 191	 PG 191	 PG 191	 PG 191	 PG 191	<b>CHECK VALVES PG 192</b>	 PG 192
 PG 192	 PG 192	 PG 192	 PG 192	 PG 192	 PG 192	 PG 192	 PG 192	 PG 192
<b>LEAD FREE FITTINGS PG 193</b>	<b>L/F PIPE PG 194</b>	 PG 194	 PG 194	 PG 194	 PG 195	 PG 195	 PG 195	 PG 195
 PG 196	 PG 196	 PG 196	 PG 197	 PG 197	 PG 197	 PG 197	 PG 199	 PG 199

# LEAD FREE PICTORIAL INDEX

FGD ST ELL  PG 200	45 ST ELBOW  PG 200	HEX NIPPLE  PG 198	CL. NIPPLE  PG 198	ADAPTER  PG 199	NIPPLE  PG 198	ALL MALE  PG 201	BS ELL  PG 200	MALE BRANCH  PG 201
MALE RUN  PG 200	<b>L/F PUSH-ON PG 201</b>	MALE ADAPTER  PG 201	<b>L/F HOSE BARB PG 202</b>	RIGID MALE  PG 202	FORGED HOSE  PG 203	MENDER/  PG 203	RIGID FEMALE  PG 202	BARB TEE  PG 203
FEMALE  PG 202	LF MINI BALL  PG 203	<b>L/F GARDEN HOSE PG 204</b>	MGH X MALE  PG 205	GARDEN HOSE  PG 204	FGH X MALE  PG 205	MGH X MGH  PG 205	BRASS CON- NECTOR  PG 205	SWIVEL  PG 204
MALE END  PG 204	FEMALE SWIVEL  PG 204	CAP  PG 206	GARDEN HOSE NUT  PG 206	RIGID  PG 205	SWIVEL  PG 204	FGH X MALE  PG 205	MGH X FEMALE  PG 205	EVAP CLR FTGS  PG 206
<b>L/F FLARE PG 207</b>	SHORT ROD NUT  PG 207	SHORT FORGE NUT  PG 207	UNION  PG 208	FLARED CAP  PG 208	TEE  PG 208	PLUG  PG 208	FEMALE ADAPTER  PG 209	MALE BRANCH TEE  PG 209
FORGED SWIVEL  PG 209	MALE ADAPTER  PG 210	UNION ELBOW  PG 210	FIP BRANCH TEE  PG 210	90° MALE ELBOW  PG 211	FEMALE ELBOW  PG 211	<b>L/F COMPRESSION PG 212</b>	BRASS SLEEVE  PG 212	NUT  PG 213
BRASS INSERT  PG 213	CAPTIVE SLEEVE NUT  PG 213	CAP  PG 213	UNION  PG 214	TANK UNION  PG 214	TEE  PG 214	UNION ELBOW  PG 215	FEMALE ADAPTER  PG 216	COMP X SWEAT  PG 216
MALE ADAPTER  PG 217	MALE ELBOW  PG 218	TANK CONNEC- TOR  PG 218	FEMALE ELBOW  PG 219	45 ELBOW  PG 219	MALE RUN TEE  PG 219	MALE BRANCH TEE  PG 220	COMPX FIP X MIP  PG 220	FIPXMIPXCOMP  PG 220

# LEAD FREE // PLUMBING ACCESSORIES

## PICTORIAL INDEX

<p>COMPX FIP TEE</p>  <p>PG 220</p>	<p>COMP X FE FL</p>  <p>PG 220</p>	<p>COMP X MALE</p>  <p>PG 220</p>	<p>COMP X FE</p>  <p>PG 221</p>	<p>COMP X FE</p>  <p>PG 221</p>	<p>COMP X FE</p>  <p>PG 221</p>	<p>COMP X FE</p>  <p>PG 221</p>	<p>ADD-A-TEE</p>  <p>PG 221</p>	<p><b>L/F NEEDLE VALVES</b> <b>PGS 222</b></p>
<p>COMP NEEDLE</p>  <p>PG 222</p>	<p>COMP X MIP</p>  <p>PG 222</p>	<p>COMP X M</p>  <p>PG 222</p>	<p>FL X FL NEEDLE</p>  <p>PG 222</p>	<p>FL X MIP</p>  <p>PG 222</p>	<p>FIP X FIP</p>  <p>PG 222</p>	<p>M X F PIPE</p>  <p>PG 222</p>	<p>MIP X MIP</p>  <p>PG 223</p>	<p>VALVE WITH</p>  <p>PG 223</p>
<p>VALVE W/ SADDLE</p>  <p>PG 223</p>	<p>SADDLE ONLY</p>  <p>PG 223</p>	<p>SADDLE VALVE</p>  <p>PG 223</p>	<p>ICE MAKER KIT</p>  <p>PG 224</p>	<p><b>PLUMBING ACCESSORIES</b> <b>PG 225</b></p> <p><b>PEX ADAPTERS</b> <b>PG 226</b></p>		<p>STD PEX X MALE NPT ADAPTER</p>  <p>PG 227</p>	<p>STD PEX X FEMALE NPT ADAPTER</p>  <p>PG 226</p>	<p>STD PEX X FEMALE NPSM ADAPTER</p>  <p>PG 226</p>
<p>STD PEX TEE</p>  <p>PG 226</p>	<p>PEX PLUG</p>  <p>PG 227</p>	<p>PEX TEE</p>  <p>PG 226</p>	<p>PEX COUPLING</p>  <p>PG 226</p>	<p>PEX ELBOW</p>  <p>PG 226</p>	<p>PEX MALE ELBOW</p>  <p>PG 227</p>	<p>PEX CLAMP</p>  <p>PG 227</p>	<p><b>LF BRASS PEX FITTINGS</b> <b>PG 228</b></p>	<p>MALE ADAPTER</p> 
<p>FEMALE ADAPTER</p>  <p>PG 228</p>	<p>MALE SWEAT</p>  <p>PG 228</p>	<p>FEMALE SWEAT</p> 	<p>UNION</p>  <p>PG 229</p>	<p>UNION ELBOW</p>  <p>PG 229</p>	<p>UNION TEE</p>  <p>PG 229</p>	<p>REDUCING TEE</p>  <p>PG 229</p>	<p>MALE ELBOW</p>  <p>PG 230</p>	<p>ADAPTER</p>  <p>PG 230</p>
<p>DROP EAR</p>  <p>PG 230</p>	<p>SWEAT ELL</p>  <p>PG 230</p>	<p>PLUG</p>  <p>PG 230</p>	<p><b>SUPPLY STOPS &amp; CNECTRS</b> <b>PG 231</b></p>	<p>ANGLE STOPS</p>  <p>PG 231</p>	<p>CONTRACTOR</p>  <p>PG 231</p>	<p>COMP X FIP</p>  <p>PG 231</p>	<p>COMP X SWT</p>  <p>PG 231</p>	<p>X C/E PEX</p>  <p>PG 231</p>
<p>X PEX</p>  <p>PG 231</p>	<p>1/4 COMP</p>  <p>PG 231</p>	<p>PRESS FIT</p>  <p>PG 231</p>	<p>3-WAY SUPPLY STOPS</p>  <p>PG 231</p>	<p>STRAIGHT STOPS</p>  <p>PG 232</p>	<p>X FIP</p>  <p>PG 232</p>	<p>X SWT</p>  <p>PG 232</p>	<p>X C/E PEX</p>  <p>PG 232</p>	<p>X PEX</p>  <p>PG 232</p>
<p>1/4 COMP</p>  <p>PG 232</p>	<p>XCPVC</p>  <p>PG 232</p>	<p>PRESS FIT</p>  <p>PG 232</p>	<p>3/8 X FIP LAV CONNECTOR</p>  <p>PG 233</p>	<p>3/8 X 3/8 LAV CNCTR</p>  <p>PG 233</p>	<p>PVC BALLCOCK CNCTR</p>  <p>PG 233</p>	<p>PVC LAV CON-NECTOR</p>  <p>PG 233</p>	<p>PVC LAV 3/8 COMP CNCTR</p>  <p>PG 233</p>	<p>FIP X B/C SS CONNECTOR</p>  <p>PG 233</p>

# PLUMBING ACCESSORIES // LEAD FREE VALVES

## PICTORIAL INDEX

ICE MAKER SS  PG 234	3/8 GDN HOSE  PG 234	WATER HEATER  PG 234	WASHING MA-  PG 234	CONNECTOR  PG 234	<b>POWER CORDS PG 235</b>	3 WIRE RANGE  PG 235	3 WIRE DRYER  PG 235	4 WIRE RANGE  PG 235
4 WIRE DRYER  PG 236	DISHWASHER  PG 236	POWER SUP-  PG 236	EXTENSION  PG 236	<b>TRANSITION FITTINGS PG 237</b>	CPVC SS MALE  PG 237	CPVC BRASS  PG 237	FEMALE  PG 237	CPVC DROP  PG 237
CPVC SS MALE ADAPTER  PG 237	CPVC SS DROP EAR  PG 237	METER COU-PLING  PG 238	FLANGE OVAL  PG 238	FLANGE OVAL  PG 238	RBR COUPLING  PG 238	RBR RED CPLG  PG 239	TEST CAP  PG 239	CONNECTORS  PG 239
<b>DIELECTRIC UNIONS PG 240</b>	FIP X SWEAT  PG 240	MIP X SWT  PG 240	FIP X FLANGE  PG 240	<b>CLEANOUT PLUGS PG 241</b>	SQUARE HEAD  PG 241	COUNTERSUNK  PG 241	TAPPED  PG 241	IRON BODY  PG 241
IRON BODY  PG 241	<b>PVC FITTINGS PG 242</b>	SCH 80 UNIONS  PG 242	SCH 40 UNIONS  PG 242	COMPRESSION  PG 242	REPAIR  PG 242	NIPPLES  PG 243	<b>BRONZE INSERT FITTINGS PG 245</b>	BARB FOR PL PIPE  PG 245
BRONZE TEE BARB  PG 245	90 BRONZE BARB  PG 245	UNION 90  PG 245	<b>STEEL INSERT FITTINGS PG 245</b>	STEEL INSERT  PG 245	REDUCER  PG 245	UNION  PG 245	<b>SS INSERT FITTINGS PG 246</b>	SS MALE ADAPTER  PG 246
SS 90 ELBOW  PG 246	<b>L/F INSERT FITTINGS PG 246</b>	LF UNION  PG 246	LF MALE BRANCH  PG 246	LF UNION ELBOW  PG 246	<b>SS COU-PLINGS PG 246</b>	SS DROP WELL  PG 246	<b>PVC VALVES PG 247</b>	PVC THREAD  PG 247
SLIP X SLIP  PG 247	FIP X FIP  PG 247	SLIP X SLIP  PG 247	IN-LINE CHECK  PG 248	FIP PVC CHECK  PG 248	DRUM FAUCET  PG 248	DRUM & BAR-REL  PG 248	<b>L/F BRASS BALL VALVES PG 249</b>	LF BALL VALVE  PG 250

# LEAD FREE VALVES // VALVES

## PICTORIAL INDEX

SWT X SWT  PG 250	IPS W/DRAIN  PG 251	SWT W/DRAIN  PG 251	SS TEE  PG 251	FIP X FIP LF  PG 251	SWT X SWT LF  PG 252	LF ITALIAN  PG 253	SWT X SWT LF  PG 253	LF COPPER  PG 254	
C/E PEX UNION  PG 255	C/E PEX W/  PG 255	PEX BALL  PG 255	MIP X PROPEX  PG 255	PEX DRAIN  PG 255	PUSH FIT  PG 256	<b>L/F GATE &amp; CHECK VALVES PG 257</b>		LF GATE VALVE  PG 257	GATE VALVE  PG 257
LF BRASS CHECK  PG 257	SWING CHECK  PG 257	CXC SWING CHK  PG 257	Y-STRAINER  PG 257	FROST FREE  PG 258	MALE HOSE BIBB  PG 259			FIP HOSE BIBB  PG 259	SWT HOSE BIBB  PG 259
MIP BOILER  PG 260	ANGLE MALE  PG 260	ANGLE FIP  PG 260	PEX SILLCOCK  PG 261	CE PEX SILLCOCK  PG 261	VACUUM BREAK  PG 261	<b>VALVES PG 262</b>		FORGED BRASS  PG 263	LOCKING HANDLE  PG 264
BUTTERFLY HANDLE  PG 264	ITALIAN BALL VALVE  PG 265	M X F  PG 266	ITALIAN M X F  PG 267	MXF TEE HANDLE  PG 268	FXM LOCKING  PG 269			SPRING HANDLE  PG 270	RIGHT ANGLE  PG 270
SAFETY EX-HAUST  PG 270	<b>GAS VALVES PG 272</b>		GAS BALL VALVE  PG 272	FLARE X FLARE  PG 272	FLARE X MIP  PG 272	FLARE X FIP  PG 272	ITALIAN GAS BALL  PG 272	<b>MINI BALL VALVES PG 273</b>	
M X F  PG 273			MINI MXF BRASS  PG 273	FXF FLAG HANDLE  PG 274	TEE HANDLE  PG 274	SCREWDRIVER  PG 274	MXF FLAG  PG 275		
F X M MINI  PG 276	M X M MINI  PG 276	BARB X MALE MINI  PG 276	BARB X FE-MALE  PG 276	BARB X BARB MINI  PG 276	<b>3-WAY BALL VALVE PG 277</b>		3-WAY SIDE OUT  PG 277	3-WAY BOTTOM  PG 277	STRAINER  PG 278

# VALVES

## PICTORIAL INDEX

RADIATOR AIR  PG 278	KEY ONLY  PG 278	SILLCOCK  PG 278	HOSE BIBBS  PG 278	GARDEN VALVE  PG 278	GATE VALVE  PG 279	BRONZE GATE  PG 280	QUICK OPENING  PG 281	Y-STRAINER  PG 282
<b>BRASS SWING CHECK</b> <b>PG 283</b>	SWING CHECK  PG 283	CHECK VALVE  PG 284	IN LINE CHECK  PG 284	IN LINE CHECK  PG 285	<b>SS FULL PORT VALVES</b> <b>PG 286</b>	2000#  PG 286	316 SS 1-PC  PG 287	316 SS 2-PC  PG 288
SS MINI  PG 289	SS M X F  PG 289	FXF BUTTERFLY  PG 290	MXF BUTTERFLY  PG 290	MXM BUTTERFLY  PG 290	<b>SS CHECK VALVES</b> <b>PG 291</b>	304 CHECK  PG 291	SS IN LINE  PG 292	FXF SPRING CHK  PG 293
MXF SPRING CHK  PG 293	Y-SPRING CHECK  PG 294	2PC BARREL  PG 294	Y STRAINER  PG 295	SS SWING CHK  PG 295	SS GLOBE VALVE  PG 295	SS GATE VALVE  PG 295	<b>CARBON STEEL BALL VALVES</b> <b>PG 296</b>	STANDARD PORT  PG 296
2PC FULL PORT  PG 297	2 WAY  PG 298	3 WAY  PG 298	CHECK VALVES  PG 299	<b>DUCTILE IRON VALVES</b> <b>PG 300</b>	BUTTERFLY VALVE LEVER  PG 301	BUTTERFLY VALVE GEAR  PG 301	GEAR REPLACEMENT  PG 303	WHEEL  PG 303
EXTENSIONS  PG 303	ROLL PIN  PG 303	WAFER CHECK  PG 304	CHECK VALVE UL  PG 305	CHECK  PG 306	CHECK  PG 307	GATE VALVE NO TAP  PG 308	GATE VALVE NRS RES.  PG 309	GATE VALVE DI  PG 310
GATE VALVE FL X MJ  PG 311	Y STRAINER  PG 312	FLANGED Y  PG 312	IPS GATE  PG 313	RT GATE  PG 313	FL GATE  PG 313	POST INDICATOR  PG 315	<b>CARBON STEEL FLANGES</b> <b>PG 316</b>	SLIP-ON  PG 316
THREADED  PG 316	WELD NECK FLNG  PG 317	BLIND FLNG  PG 317	<b>DUCTILE IRON FLANGES</b> <b>PG 318</b>	COMP FLANGE THREAD  PG 318	COMPANION FLANGE  PG 319	BLIND FLANGE  PG 319	<b>GASKET SETS</b> <b>PG 320</b>	RUBBER GASKETS SETS  PG 320

# VALVES // NIPPLES AND FITTINGS

## PICTORIAL INDEX

FULL FACE  PG 320	NON-AS-  PG 321	<b>NIPPLES &amp; FITTINGS PG 322</b>	<b>BRASS NIPPLES PG 323</b>	SEAMLESS  PG 324	CHROME  PG 330	<b>BRONZE FITTINGS PG 331</b>	<b>L/F BRONZE FITTINGS PG 331</b>	90° ELBOW  PG 332
90° REDUCE  PG 332	90° STREET  PG 333	45° ELBOW  PG 333	BRONZE D/E  PG 333	SWT X SWT  PG 333	PEX X FIP  PG 333	45 ST ELBOW  PG 334	CROSS  PG 334	TEE  PG 334
REDUCING TEE  PG 335	COUPLING  PG 336	REDUCE COUP  PG 336	CAP  PG 337	UNION  PG 337	HEX LOCKNUT  PG 339	HEX BUSHING  PG 338	HEX BUSHING  PG 338	CNTRSUNK PLUG  PG 339
CORED PLUG  PG 339	SOLID PLUG  PG 339	HEX NIPPLE  PG 340	REDUCE HEX NIP  PG 340	LF COMPANION FLANGE  PG 340	<b>C/P BRONZE FITTINGS PG 341</b>	C/P ST ELL  PG 341	C/P COUPLING  PG 341	C/P ELL  PG 341
C/P CAP  PG 341	C/P PLUG  PG 341	<b>SS NIPPLES PG 342</b>	304 SCH 40 WELDED  PG 343	316 SCH 40 WELDED  PG 343	<b>SS FITTINGS PG 348</b>	90° ELBOW  PG 349	90° STREET ELB.  PG 349	45° ELBOW  PG 349
TEE  PG 350	CROSS  PG 350	HEX NIPPLE  PG 350	REDUCE HEX NIP  PG 350	COUPLING  PG 351	REDUCE COUP  PG 351	MACHINED COUP  PG 351	HALF COUPLING  PG 352	UNION  PG 352
CAP-CAST  PG 352	HEX CAP-BRSTCK  PG 352	HEX BUSHING  PG 353	HEX LOCKNUT  PG 354	HEX SOCKET PLG  PG 355	CORED PLUG  PG 354	SOLID PLUG  PG 355	SOLID HEX PLUG  PG 355	CORED HEX PLUG  PG 354
HOSE NIPPLE  PG 354	REDUCING  PG 355	<b>STEEL NIPPLES PG 356</b>	SCH 40 GALVANIZED  PG 357	SCH 40 BLACK  PG 357	SINGLE NIP RUN  PG 364	ASSORTMENTS  PG 365	TOTE TRAYS  PG 365	SCH 80 SEAMLESS  PG 366



# NIPPLES AND FITTINGS

## PICTORIAL INDEX

XXS SEAMLESS  PG 372	<b>GROOVE NIPPLES PG 373</b>	THREAD X  PG 373	GROOVE X  PG 374	<b>MERCHANT COUPLINGS PG 375</b>	MERCHANT  PG 375	MERCHANT  PG 375	HALF MECHANT  PG 375	API LINE COUP  PG 376
<b>MALLEABLE FITTINGS PG 377</b>	90° ELBOW  PG 378	90° ELB. BLACK  PG 378	REDUCE  PG 378	REDUCE  PG 378	GALV ST.  PG 378	BLK. ST. ELBOW  PG 378	45° GALV  PG 379	45° BLK.  PG 379
45° GALV ST. ELB  PG 379	45° BLK. ST. ELB  PG 379	GALV CROSS  PG 379	BLACK CROSS  PG 379	GALV TEE  PG 380	BLACK TEE  PG 380	GALV REDUCE T  PG 380	BLK. REDUCE T  PG 380	BULLHEAD TEE  PG 380
BLK. BLKHD TEE  PG 380	REDUCING TEE  PG 380	MALL SERVICE T  PG 381	MALL SERVICE T  PG 381	GALV OUT TEE  PG 381	BLK. OUT TEE  PG 381	GALV COU-PLING  PG 382	BLK. COUPLING  PG 382	GALV RED COUP  PG 382
BLK. RED COUP  PG 382	INSIDE HEX  PG 383	BLK. HEX BUSH  PG 383	GALV HEX BUSH  PG 383	GALV UNION  PG 384	BLACK UNION  PG 384	GALV SQR PLUG  PG 384	BLK SQR PLUG  PG 384	GALV CAP  PG 384
BLACK CAP  PG 384	LATERAL Y  PG 385	LOCKNUTS  PG 385	COUPLING  PG 385	OUTLET ELBOW  PG 385	GALV FLR FLANGE  PG 386	BLK FLR FLANGE  PG 386	SHROOM CAP  PG 386	<b>STEEL FITTINGS PG 387</b>
GALV HEX BUSH  PG 387	BLK HEX BUSH  PG 387	GALV CAP  PG 387	BLK CAP  PG 387	GALV FACE BUSH  PG 387	BLK FACE BUSH  PG 387	GALV SQR PLUG  PG 388	BLK SQR PLUG  PG 388	GALV HEX PLUG  PG 388
BLK HEX PLUG  PG 388	GALV CS PLUG  PG 388	BLK CS PLUG  PG 388	CS HEX  PG 388	BLK CS PLUG  PG 388	<b>300# MALLEABLE PG 389</b>	90° ELBOW  PG 389	45° ELBOW  PG 389	90° ST ELBOW  PG 389

# NIPPLES AND FITTINGS

## PICTORIAL INDEX

<p>TEE</p>  <p>PG 389</p>	<p>COUPLING</p>  <p>PG 389</p>	<p>REDUCE COUP</p>  <p>PG 390</p>	<p>CAP</p>  <p>PG 390</p>	<p>UNION</p>  <p>PG 390</p>	<p>MAG DRAIN</p>  <p>PG 390</p>	<p><b>SWAGES BULLPLUGS PG 391</b></p>	<p>BULL PLUG</p>  <p>PG 391</p>	<p>XH BULL PLUG</p>  <p>PG 391PG 391</p>		
<p>SCH 40 SWAGE</p>  <p>PG 391</p>	<p>HEX SWAGE</p>  <p>PG 392</p>	<p>SCH 80 SWAGE</p>  <p>PG 392</p>	<p>XXH SWAGE</p>  <p>PG 392</p>	<p><b>PLASTIC FITTINGS PG 393</b></p>		<p><b>PIPE NYLON POLY PG 394</b></p>		<p>ELBOW</p>  <p>PG 394</p>	<p>TEE</p>  <p>PG 394</p>	<p>STREET ELBOW</p>  <p>PG 394</p>
<p>STREET ELBOW</p>  <p>PG 394</p>	<p>HEX HEAD PLUG</p>  <p>PG 394</p>	<p>HEX HEAD PLUG</p>  <p>PG 394</p>	<p>HEX BUSHING</p>  <p>PG 395</p>	<p>HEX BUSHING</p>  <p>PG 395</p>	<p>HEX NIPPLE</p>  <p>PG 395</p>	<p>HEX NIPPLE</p>  <p>PG 395</p>	<p>RED NIPPLE</p>  <p>PG 395</p>	<p>RED NIPPLE</p>  <p>PG 395</p>		
<p>COUPLING</p>  <p>PG 396</p>	<p>COUPLING</p>  <p>PG 396</p>	<p>PIPE CAP</p>  <p>PG 396</p>	<p>PLASTIC BULK-HEAD</p>  <p>PG 396</p>	<p><b>HOSE BARB PG 396</b></p>		<p>MALE ADAPTER</p>  <p>PG 396</p>	<p>MALE ADAPTER</p>  <p>PG 396</p>	<p>HOSE X MALE 90°</p>  <p>PG 397</p>	<p>HOSE X MALE 90°</p>  <p>PG 397</p>	
<p>UNION ELBOW</p>  <p>PG 398</p>	<p>SPLICER</p>  <p>PG 398</p>	<p>SPLICER</p>  <p>PG 398</p>	<p>RED SPLICER</p>  <p>PG 398</p>	<p>RED SPLICER</p>  <p>PG 398</p>	<p>BARBED TEE</p>  <p>PG 399</p>	<p>BARBED TEE</p>  <p>PG 399</p>	<p>BARBED Y</p>  <p>PG 399</p>	<p>BARBED Y</p>  <p>PG 399</p>		
<p>REDUCING TEE</p>  <p>PG 399</p>	<p>REDUCING TEE</p>  <p>PG 399</p>	<p>M BRANCH TEE</p>  <p>PG 399</p>	<p><b>PLASTIC GARDEN HOSE PG 400</b></p>		<p>GH CAP</p>  <p>PG 400</p>	<p>GH NUT</p>  <p>PG 400</p>	<p>GH ADPT INSERT</p>  <p>PG 400</p>	<p>GH THREAD ADPT</p>  <p>PG 400</p>	<p>MGH X F</p>  <p>PG 400</p>	
<p>FGH X M</p>  <p>PG 400</p>	<p>MGH X M</p>  <p>PG 400</p>	<p><b>NSF PUSH-IN PG 401</b></p>		<p>UNION CON-NECT</p>  <p>PG 401</p>	<p>BULKHEAD UNION</p>  <p>PG 401</p>	<p>UNION TEE</p>  <p>PG 401</p>	<p>UNION ELBOW</p>  <p>PG 401</p>	<p>REDUCING ELBOW</p>  <p>PG 401</p>	<p>FEMALE CON-NECT</p>  <p>PG 402</p>	
<p>MALE CONNEC-TOR</p>  <p>PG 402</p>	<p>STEM ADAPTER</p>  <p>PG 402</p>	<p>REDUCER</p>  <p>PG 402</p>	<p>FIXED ELBOW</p>  <p>PG 402</p>	<p>PLUG-IN ELBOW</p>  <p>PG 403</p>	<p>2-WAY DIVIDER</p>  <p>PG 403</p>	<p>PLUG</p>  <p>PG 403</p>	<p>PLXPL</p>  <p>PG 403</p>	<p>PL X MIP VALVE</p>  <p>PG 403</p>		

**PLASTIC**  
PICTORIAL INDEX

CHECK VALVE  PG 403	STOP VALVE  PG 403	<b>HOSE ACCESSORIES PG 404</b>	<b>CAM AND GROOVE PG 405</b>	<b>ALUM CAM AND GROOVE PG 405</b>	MADPT X F  PG 405	FEMALE COU-  PG 405	HOSE SHANK C  PG 405	FEMALE COU-  PG 405
HOSE SHANK E  PG 406	MALE ADAPTER  PG 406	DUST CAP DC  PG 406	DUST CAP DP  PG 406	SPOOL  PG 407	MALE ADAPTER  PG 407	FEMALE COU-  PG 407	REDUCER D  PG 407	FEMALE COU-  PG 407
FEMALE COU- PLER DD  PG 407	MALE ADAPTER F  PG 407	<b>POLY CAM &amp; GROOVE PG 408</b>	MALE ADAPTER A  PG 408	FEMALE COU- PLER B  PG 408	HOSE SHANK C  PG 408	FEMALE COU- PLER D  PG 408	M X HOSE SHANK E  PG 409	MALE ADAPTER F  PG 409
DUST CAP DC  PG 409	DUST PLUG DP  PG 409	<b>SS CAM &amp; GROOVE PG 410</b>	FEMALE ADAPTER A  PG 410	FEMALE COU- PLER B  PG 410	HOSE SHANK C  PG 410	FEMALE COU- PLER D  PG 410	HOSE SHANK E  PG 411	MALE ADAPTER F  PG 411
DUST CAP DC  PG 411	DUST PLUG DP  PG 411	<b>BRASS CAM &amp; GROOVE PG 412</b>	MALE ADAPTER A  PG 412	FEMALE COU- PLER B  PG 412	HOSE SHANK C  PG 412	FEMALE COU- PLER D  PG 412	HOSE SHANK E  PG 413	MALE ADAPTER F  PG 413
DUST CAP DC  PG 413	DUST CAP DP  PG 413	<b>CRIMPLOK PG 414</b>	ALUM DC  PG 415	ALUM B  PG 415	ALUM D  PG 415	ALUM C  PG 415	SS B  PG 416	SS D  PG 416
SS DC  PG 416	SS C  PG 416	ALUM C  PG 417	ALUM C AND E  PG 417	SS CRIMPLOK  PG 417	CRIMP CAMS  PG 417	SS HANDLE  PG 418	BRASS HANDLE  PG 418	BUNA-N GAS- KET  PG 418
SAFETY CLIP  PG 418	SILICONE GASKET  PG 418	VITON GASKET  PG 418	<b>KING NIPPLES PG 419</b>	HOSE NIPPLE STEEL  PG 419	ZINC PLATED  PG 419	REDUCER/EX- PANDER  PG 419	316 SS  PG 419	BRASS  PG 420

# HOSE ACCESSORIES

## PICTORIAL INDEX

ALUMINUM  PG 420	STEEL VIC-  PG 420	PLATED  PG 420	CRIMP KING  PG 422	CRIMP KING  PG 422	CRIMP COMBO  PG 422	CRIMP KING  PG 422	SQUARE CUT  PG 423	SS FLANGE  PG 423	
VICTAULIC  PG 423	HOSE MENDER  PG 423	PLATED STEEL  PG 424	316 HOSE  PG 424	BRASS  PG 424	<b>UNIVERSAL COUPLINGS PG 425</b>		UNIVERSAL  PG 425	WASHER  PG 425	FEMALE NPT  PG 425
HOSE END  PG 425	TRIPLE CON- NECT  PG 425	BOLT CLAMP  PG 426	ALUMINUM BARBS  PG 426	<b>STRAINERS &amp; NOZZLES PG 427</b>		SAFETY CHECK  PG 427	FOOT VALVE  PG 427	ROUND STRAINER  PG 427	LONG STRAINER  PG 427
BOTTOM STRAINER  PG 427	BOTTOM HOLE  PG 427	FOG NOZZLE  PG 427	<b>FIRE HOSE FITTINGS PG 428</b>		FIRE HOSE  PG 428	FXM HEX ADPT  PG 428	DBL M HEX NIP  PG 428	BRASS CAP  PG 428	NOZZLE  PG 428
HAMMER UNION  PG 429	HAMMER UNION  PG 429	HAMMER UNION SET  PG 429	HAMMER UNION SET  PG 429	<b>BUCHANAN HOSE PG 430</b>		CLEAR BRAID  PG 436	JACK HAMMER  PG 437	JACK HAMMER  PG 437	HOT AIR BLOWER  PG 437
JACK HAMMER  PG 429	GENERAL PURPOSE  PG 438	GENERAL PURPOSE  PG 438	MARINE EX- HAUST  PG 439	PUSH-ON  PG 439	FUEL LINE  PG 440	ARI SUCTION  PG 440	IND VACUUM  PG 441	BULKMASTER SOFTWALL  PG 441	
EPDM SUCTION  PG 442	SANDBLAST  PG 442	FLEXLITE  PG 443	FLEXCHEM  PG 443	TANK TRUCK  PG 444	FLEXLITE  PG 444	TANK TRUCK  PG 445	OIL VACUUM  PG 445	TANK TRUCK 300  PG 446	
OIL VACUUM  PG 446	FRAQLINE 400  PG 447	PETRO DIS- CHARGE  PG 447	HOT TAR  PG 448	PETRO DIS- CHARGE  PG 448	PETRO DIS- CHARGE  PG 448	STEAM 250 BLACK  PG 449	STEAM 250  PG 449	BLUE LAYFLAT  PG 450	

# HOSE ACCESSORIES

## PICTORIAL INDEX

<p>BLUE ASSEM-</p>  <p>PG 450</p>	<p>BROWN LAY-</p>  <p>PG 451</p>	<p>DURAFLEX</p>  <p>PG 452</p>	<p>DURAFLEX</p>  <p>PG 452</p>	<p>HIGH PRES-</p>  <p>PG 453</p>	<p>HIGH PRES-</p>  <p>PG 453</p>	<p>SATURN OLIVE</p>  <p>PG 454</p>	<p>SATURN</p>  <p>PG 454</p>	<p>SATW</p>  <p>PG 455</p>
<p>SAT</p>  <p>PG 455</p>	<p>WATER SUC-</p>  <p>PG 456</p>	<p>SUPERFLEX</p>  <p>PG 456</p>	<p><b>HOSE ASSEMBLIES PG 458</b></p>	<p>AIR HOSE AS-</p>  <p>PG 459</p>	<p>GARDEN HOSE</p>  <p>PG 460</p>	<p>PRESSURE</p>  <p>PG 462</p>	<p>CRIMPLOK</p>  <p>PG 463</p>	<p>CRIMPLOK</p>  <p>PG 469</p>
<p><b>HOSE CLAMPS PG 476</b></p>	<p><b>WORM GEAR PG 477</b></p>	<p>MINI WORM GEAR</p>  <p>PG 477</p>	<p>WORM GEAR CLAMP</p>  <p>PG 477</p>	<p>QUICK RELEASE</p>  <p>PG 481</p>	<p>T-BOLT CLAMPS</p>  <p>PG 482</p>	<p>T-BOLT SPRING LDD</p>  <p>PG 483</p>	<p>V-BAND</p>  <p>PG 484</p>	<p>CONSTANT TORQUE</p>  <p>PG 484</p>
<p>HEAVY DUTY</p>  <p>PG 485</p>	<p>DOUBLE BOLT</p>  <p>PG 485</p>	<p>SC SPIRAL</p>  <p>PG 485</p>	<p>M10DC MAXI</p>  <p>PG 485</p>	<p>GUILLOTINE</p>  <p>PG 485</p>	<p>SADDLE</p>  <p>PG 485</p>	<p>1-EAR</p>  <p>PG 486</p>	<p>HAMMERLOCK</p>  <p>PG 488</p>	<p>2-EAR</p>  <p>PG 488</p>
<p>GAPLESS</p>  <p>PG 487</p>	<p>PREFORMED CLAMPS</p>  <p>PG 489</p>	<p>SIDE JAW</p>  <p>PG 490</p>	<p>PINCERS</p>  <p>PG 490</p>	<p>CRIMPER</p>  <p>PG 490</p>	<p>LOKING TOOL</p>  <p>PG 490</p>	<p>LOKING TOOL</p>  <p>PG 490</p>	<p>MINI CLAMPS SS</p>  <p>PG 491</p>	<p>MINI ALUZINC</p>  <p>PG 491</p>
<p>LINED CLAMPS</p>  <p>PG 491</p>	<p>VINYL COATED</p>  <p>PG 492</p>	<p>RUBBER LINED</p>  <p>PG 492</p>	<p>HOSE FERRULE-SS</p>  <p>PG 493</p>	<p><b>TUBING PG 494</b></p>	<p>POLYURETHANE</p>  <p>PG 495</p>	<p>BLACK</p>  <p>PG 495</p>	<p>BLUE</p>  <p>PG 495</p>	<p>POLYETHYLENE</p>  <p>PG 496</p>
<p>BLACK POLY</p>  <p>PG 497</p>	<p>GREEN POLY</p>  <p>PG 497</p>	<p>BLUE POLY</p>  <p>PG 497</p>	<p>RED POLY</p>  <p>PG 497</p>	<p>NYLON 12</p>  <p>PG 498</p>	<p>PVC</p>  <p>PG 499</p>	<p>MINITUBING CUT</p>  <p>PG 499</p>	<p>TUBING CUTTER</p>  <p>PG 499</p>	<p>PLASTIC TUBE CUT</p>  <p>PG 499</p>
<p>MOUNTING RACK</p>  <p>PG 499</p>	<p>ALUMINUM</p>  <p>PG 500</p>	<p>COPPER TUBE</p>  <p>PG 500</p>	<p>SOFT COPPER</p>  <p>PG 500</p>	<p><b>PRESSURE SPRAYERS PG 501</b></p>	<p>QD NOZZLE</p>  <p>PG 502</p>	<p>MEG NOZZLE</p>  <p>PG 502</p>	<p>RUBBER TIP</p>  <p>PG 503</p>	<p>THERMAL RELIEF</p>  <p>PG 503</p>

# HOSE CLAMPS

## PICTORIAL INDEX

 BOOM SWIVEL PG 503	 WAND PG 504	 SPRAY GUN PG 504	 GUN W/EXT PG 504	 MALE STEEL PG 505	 FE. STEEL PG 505	 MOLDED GRIP PG 506	 MOLDED GRIP PG 506	<b>PNEUMATICS PG 507</b>
<b>INDUS- TRIAL QDS PG 508</b>	 INDUSTRIAL PG 508	 BRASS M. PG 508	 STEEL FE. PG 508	 STEEL M. COUP PG 508	 BR. HOSE COUP PG 508	 STL. HOSE PG 508	 BR. PUSH-ON PG 508	 STL PUSH-ON PG 509
 STEEL M. PLUG PG 509	 STEEL FE. PLUG PG 509	 BRASS M. PLUG PG 509	 STL HOSE PLUG PG 509	 PUSH-ON PLUG PG 509	 STL SWL M. PLUG PG 509	<b>UNIVERSAL PG 510</b>	 UNIVERSAL SERIES PG 510	 BRASS FE. COUP PG 510
 BR. HOSE COUP PG 510	 SS FE. COUPLER PG 510	 SS MALE PLUG PG 510	 SS FE. PLUG PG 510	<b>ARO 210 INTERCHANGE PG 511</b>	 ARO 210 PG 511	 FEMALE COUPLER PG 511	 HOSE ID COUP PG 511	 MALE PLUG PG 511
 FEMALE PLUG PG 511	 HOSE ID PLUG PG 511	<b>AUTO INTERCHANGE PG 512</b>	 AUTO INTERCHANGE PG 512	 BR. FE. COUPLER PG 512	 STL. M. COUPLER PG 512	 STL. FE. COUPLER PG 512	 BR. MALE PLUG PG 512	 BR. FE. PLUG PG 512
 STEEL MALE PLUG PG 512	 STEEL FE. PLUG PG 512	 HOSE ID COUP PG 513	 PUSH-ON COUP PG 513	 HOSE ID PLUG PG 513	 PUSH-ON PLUG PG 513	<b>LINCOLN INTERCHANGE PG 513</b>	 LINCOLN PG 513	 FEMALE COUPLER PG 513
 STEEL MALE PLUG PG 513	 STEEL FE. PLUG PG 513	<b>MUFFLERS VENTS PG 514</b>	 BR. MUFFLER PG 514	 STAINLESS MUFFLER PG 514	 BR. BREATH VENT PG 514	 STLS BREATH VENT PG 514	 PSI SNUBBER PG 514	 SPEED VALVE PG 514
 SPEED VALVE PG 515	 MUFF W/ FLOW PG 515	 HI FLOW MUFF PG 515	 HI FLOW MUFF PG 515	 HI FLOW MUFF PG 515	 HI FLOW MUFF PG 515	 AIR REGULATOR PG 516	 AIR MANIFOLD PG 516	<b>SAFETY VALVES PG 516</b>

# PRESSURE WASHER/ PNEUMATICS

## PICTORIAL INDEX

SAFETY VALVES  PG 516	CHECK VALVE  PG 516	CHECK VALVE  PG 516	<b>TANK VALVES PG 517</b>	BIKE PUMP FITT  PG 517	INFLATOR  PG 517	SLIDE VALVE  PG 517	SPRING CORE  PG 517	SPRING CORE  PG 517
SPRING CORE  PG 517	BLK PLASTIC CAP  PG 517	DOME CAP  PG 517	<b>BLOW GUNS PG 518</b>	CPCT BLOW GUN  PG 518	SAFE BLOW GUN  PG 518	SAFE BLOW GUN  PG 518	PISTOL BLOW GUN  PG 518	PISTOL BLOW GUN  PG 518
<b>MISC GAUGES PG 519</b>	RUB TIP NOZZLE  PG 519	HI FLOW NOZZLE  PG 519	M-TIRE GAUGE  PG 519	VOL REGULATOR  PG 519	EXTENSION  PG 519	GUN ADAPTER  PG 519	COIL AIR HOSE  PG 519	COIL AIR HOSE  PG 519
HEX BALL CHUCK  PG 520	BALL CHCK BARB  PG 520	DUAL AIR CHUCK  PG 520	DUAL STRT AIR  PG 520	INFLATOR/GAUGE  PG 520	INFLATOR/GAUGE  PG 520	<b>GAUGES PG 524</b>	DRY GAUGE  PG 524	CENTER BACK MOUNT  PG 524
LIQUID FILLED  PG 525	WATER TEST  PG 525	GAS TEST  PG 525	<b>TAPES &amp; SEALANT PG 526</b>	THREAD SEAL  PG 526	BLUE SEAL TAPE  PG 526	YEL GAS TAPE  PG 526	GRE OXY TAPE  PG 526	GREY SS TAPE  PG 526
<b>HYDRAULICS PG 527</b>	<b>STEEL PIPE SWIVEL PG 536</b>	M. SWL ADAPTER  PG 536	FE. SWL ADAPTER  PG 536	M. ELB ADAPTER  PG 536	FE. UNION ELB.  PG 536	M. 45° ELBOW  PG 537	FE. 45° UNION  PG 537	M. SWL TEE  PG 537
FE. SWL TEE  PG 537	FE. SWL TEE  PG 537	<b>JIC FLARE PG 538</b>	LONG JIC NUT  PG 538	JIC CAP  PG 538	JIC TUBE NUT  PG 538	JIC TUBE SLEEVE  PG 538	JIC TUBE UNION  PG 538	JIC M. CONN  PG 539
JIC FE. CONN  PG 539	JIC RED/EXP  PG 540	PLUG  PG 540	JIC UNION ELB.  PG 540	JIC M. ELBOW  PG 541	JIC FIP ELBOW  PG 541	MALE 45° ELBOW  PG 542	JIC UNION 45 ELBOW  PG 542	M. BRANCH TEE  PG 542

# PNEUMATICS

## PICTORIAL INDEX

JIC FE. TEE  PG 542	JIC UNION TEE  PG 542	LOCKNUT  PG 543	JIC BULK  PG 543	BULK UNION  PG 543	45° UNION ELB  PG 543	BULK BRANCH  PG 544	BULK RUN TEE  PG 544	JIC TO FEMALE  PG 544
JIC TO MALE  PG 544	<b>STEEL PIPE FITTINGS PG 545</b>	PIPE COUPLING  PG 545	HEX PIPE  PG 545	EXP/ PIPE ADAP  PG 545	HEX RED/ BUSH  PG 546	HEX HEAD  PG 546	HOLLOW HEX  PG 547	FLUSH HLW  PG 547
SQR HEAD PLUG  PG 547	PIPE CAP  PG 547	MALE ELBOW  PG 547	45° M. ELBOW  PG 548	90° ST ELBOW  PG 548	45° ST ELBOW  PG 548	FE. ELBOW  PG 549	45° FE. ELBOW  PG 549	MALE PIPE TEE  PG 549
FE. PIPE TEE  PG 550	ST PIPE TEE  PG 549	FE. RUN PIPE T  PG 550	MALE PIPE TEE  PG 550	FE. PIPE TEE  PG 550	CROSS  PG 550	<b>STEEL O-RING ADAPTERS PG 551</b>	JIC TO O-RING  PG 551	O-RING TO PIPE  PG 551
O-RING TO 37°  PG 551	O-RING UNION  PG 552	FE. O-RING  PG 552	O-RING TO FE.  PG 552	O-RING PLUG  PG 553	O-RING HLW PLG  PG 553	O-RING PORT  PG 553	<b>JIC SWIVEL PG 554</b>	JIC SWL ELBOW  PG 554
JIC SW X MIP  PG 554	JIC SWL 45°  PG 554	JIC SWL TO F 90°  PG 554	JIC SWL CONN  PG 554	JIC SWL TO M  PG 555	JIC SWL TOF ADP  PG 555	JIC SWL BRANCHT  PG 556	JIC SWL RUN T  PG 556	<b>JIC O-RING PG 556</b>
JIC RUN TEE  PG 556	JIC TO ORING 90°  PG 556	JIC TO ORING 45°  PG 557	JIC BRANCH TEE  PG 557	ORING TO F 90°  PG 557	ORING TO M 90°  PG 557	ORING JIC 90°  PG 557	F TO M ORING 90°  PG 558	M ORING SWL AD  PG 558
90° ORING SWL  PG 564	45° ORING SWL  PG 559	O-RING  PG 559	NITRILE O-RING  PG 559	BRAZE TUBE NUT  PG 559	BRAZETUBE SLV  PG 559	CAP  PG 560	BULKHEAD LKNUT  PG 560	MALE UNION  PG 560
FACE SEAL ADPT  PG 560	FE ORFS X ORFS  PG 560	PLUG  PG 561	ORFS UNION 90°  PG 559PG 561	ORFS TO M 90°  PG 559PG 561	ORFS TO PIPE 45  PG 561	CAPORFS UNION T  PG 561	M ORFS TO ORB  PG 562	M TO F 37° SWL  PG 562



# HYDRAULICS

## PICTORIAL INDEX

MORFS UNION  PG 562	BULKHEAD  PG 562	SWL NUT ELBOW  PG 562	37° SWIVEL  PG 563	O-RING ELBOW  PG 563	ORFS TO 45°  PG 563	SWIVEL ELBOW  PG 563	<b>STEEL BSPT ADAPTERS PG 564</b>	JIC BSPT  PG 564
BSPT ELBOW  PG 564	HEX NIPPLE  PG 564	PLUG  PG 564	HEX NIPPLE BSPP  PG 564	COUPLING  PG 565	FEMALE SWIVEL  PG 565	ELBOW  PG 565	MALE NIPPLE  PG 565	MALE BSPP  PG 565
SWIVEL BSPP  PG 566	PLUG BSPP  PG 566	HOLLOW BSPP  PG 566	FEMALE BSPP  PG 566	<b>METRIC PG 566</b>	MALE CONNecTOR  PG 566	MALE ELBOW  PG 567	STRAIGHT SWIVEL  PG 567	METRIC PARALLEL  PG 567
HOLLOW  PG 567	FEMALE ADAPTER  PG 567	<b>ISO A &amp; B INTERCHANGE PG 568</b>	NO SPILL  PG 568	DRYBREAK  PG 568	ISO-A COUPLER  PG 568	ISO-A PLUG  PG 568	ISO-B COUPLER  PG 568	ISO-B PLUG  PG 568
FLUSH FACE  PG 569	FLUSH FACE  PG 569	LSQ SERIES  PG 569	LSQ SERIES  PG 569	AG SERIES  PG 570	KZE SERIES  PG 570	<b>FLOW CONTROL PG 571</b>	FLOW VALVE  PG 571	NEEDLE VALVE  PG 571
PRESSURE VALVE  PG 572	JIC FLANGE  PG 574	JIC FLANGE  PG 574	JIC FLANGE  PG 574	FLANGE KIT  PG 575	FLANGE KIT  PG 575	SPLIT FLANGE  PG 575	FLANGE PLUG  PG 575	FLANGE HALF  PG 576
FLANGE PAD  PG 576	FLANGE HALF  PG 576	<b>STAINLESS STEEL ADAPTERS PG 577</b>	PIPE SWIVEL  PG 580	PIPE SWIVEL  PG 580	TUBE SLEEVE  PG 581	TUBE NUT  PG 581	CAP  PG 581	MALE ADAPTER  PG 582
UNION  PG 582	FEMALE ADAPTER  PG 582	PLUG  PG 583	MJIC X FJIC  PG 583	JIC UNION ELBOW  PG 583	MALE JIC ELBOW  PG 583	JIC FEMALE ELBOW  PG 584	45 JIC ELBOW  PG 584	JIC TEE  PG 584

# HYDRAULICS

## PICTORIAL INDEX

<p>BULKHEAD NUT</p>  <p>PG 584</p>	<p>FEMALE BULK-</p>  <p>PG 585</p>	<p>BULKHEAD</p>  <p>PG 585</p>	<p>BULKHEAD</p>  <p>PG 586</p>	<p>PIPE NIPPLE</p>  <p>PG 586</p>	<p>HEX PIPE</p>  <p>PG 586</p>	<p>COUPLING</p>  <p>PG 586</p>	<p>ADAPTER</p>  <p>PG 587</p>	<p>PLUG</p>  <p>PG 587</p>
<p>PLUG</p>  <p>PG 587</p>	<p>BUSHING</p>  <p>PG 587</p>	<p>CAP</p>  <p>PG 588</p>	<p>STREET ELBOW</p>  <p>PG 588</p>	<p>MALE ELBOW</p>  <p>PG 588</p>	<p>45 STREET</p>  <p>PG 588</p>	<p>ALL MALE TEE</p>  <p>PG 589</p>	<p>ELBOW</p>  <p>PG 589</p>	<p>MALE RUN TEE</p>  <p>PG 589</p>
<p>TEE</p>  <p>PG 589</p>	<p>MORB X FIP</p>  <p>PG 590</p>	<p>BOSS X JIC SW</p>  <p>PG 590</p>	<p>MJIC X MORB</p>  <p>PG 590</p>	<p>PLUG</p>  <p>PG 591</p>	<p>PLUG</p>  <p>PG 591</p>	<p>MJICXFJIC ELBOW</p>  <p>PG 591</p>	<p>SW X MIP ELBOW</p>  <p>PG 591</p>	<p>45 SW ELBOW</p>  <p>PG 592</p>
<p>FIP X FJIC SWIVEL</p>  <p>PG 592</p>	<p>MIP X FJIC SWIVEL</p>  <p>PG 592</p>	<p>SWIVEL UNION</p>  <p>PG 592</p>	<p>MJIC X MORB ELL</p>  <p>PG 593</p>	<p>45 ELBOW</p>  <p>PG 593</p>	<p>SW X WELD ON</p>  <p>PG 593</p>	<p>MALE API</p>  <p>PG 594</p>	<p>JIC 90 SWIVEL</p>  <p>PG 594</p>	<p>JIC 45 SWIVEL</p>  <p>PG 595</p>
<p>MALE CRIMP</p>  <p>PG 595</p>	<p>FEMALE CRIMP</p>  <p>PG 595</p>							

# PIPE FITTINGS



Pipe Size	1/16	1/8	1/4	3/8	1/2	3/4	1
Thread Size	1/16-27	1/8-27	1/4-18	3/8-18	1/2-14	3/4-14	1-11/2
Working Pressure	1200	1200	1200	1200	1200	1000	1000
Thread OD	1/4	3/8	1/2	5/8	3/4	1	1-1/4

**Typical Application:** Grease, fuels, LP and Natural gas (available on special order), refrigeration, instrumentation and hydraulic systems.

**Pressure:** Operating pressure up to 1200 PSI.

**Vibration:** Fair resistance.

**Temperature Range:**  
-65°F to +250°F (-53°C to +121°C).

**Used With:** Brass, bronze, copper, steel, aluminum and iron pipe.

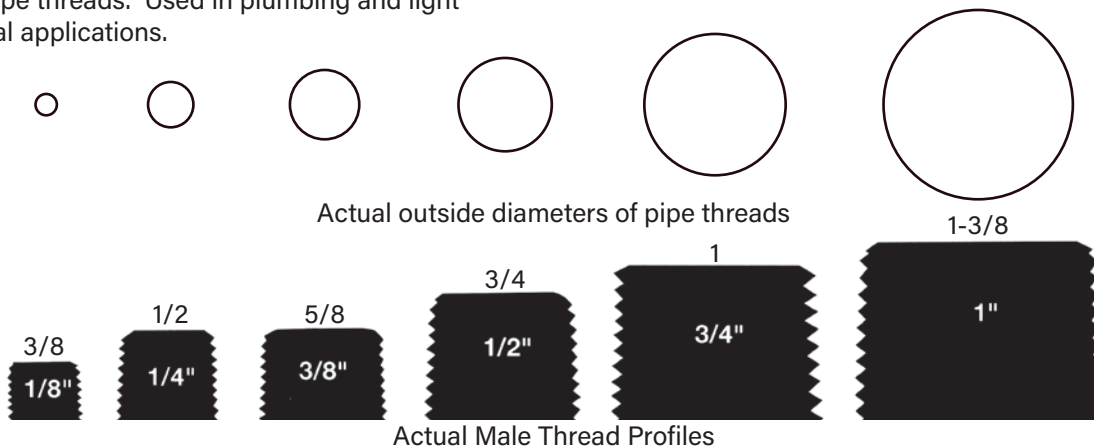
**Tolerance :** +/- .02 on all dimensions. Dimension Data can change without notice. Please call us when dimensions are critical.

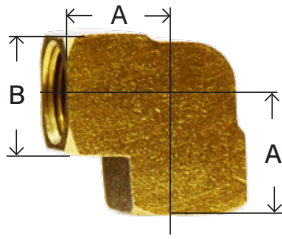
**Conformance:** Meets specifications and standards of ASA, ASME and SAE

- Not lead free
- **"L" at the end of a Part# means Light Pattern**  
- these fittings are completely interchangeable with full pattern fittings, but have been modified in some way. This modification is usually in the length of the pipe threads. Used in plumbing and light industrial applications.

**• Assembly Instructions**

- 1 - Tighten approximately 2-1/2 turns past hand tight.
- 2 - Fittings with Everseal tighten two turns past hand tight. Brittle materials require special cautions.

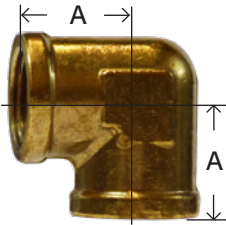


**PIPE****BRASS FITTINGS****90° FEMALE ELBOW**

100  
SAE# 130238

PART #	THREAD SIZE NPTF	A	B	APPROX. WT. LBS.	LIST PRICE
28001	1/8"	0.55	0.56	0.09	---
28002	1/4"	0.78	0.68	0.13	---
28003	3/8"	0.84	0.81	0.16	---
28004	1/2"	1.09	1.00	0.34	---
28005	3/4"	1.16	1.25	0.60	---
28015B	3/8" x 1/4"	0.84	0.81	0.18	---
28053B	1/2" x 1/4"	1.09	1.00	0.37	---
28016B	1/2" x 3/8"	1.09	1.00	0.36	---

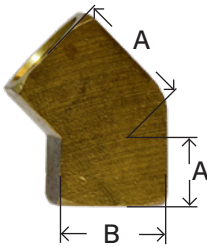
100 2200P 3500 302 200

**90° FORGED FEMALE ELBOW**

100F

PART #	THREAD SIZE NPTF	A	BODY WIDTH	APPROX. WT. LBS.	LIST PRICE
28009	1/8"	0.57	0.50	0.04	---
28010	1/4"	0.70	0.68	0.10	---
28011	3/8"	0.81	0.81	0.12	---
28012	1/2"	1.00	1.00	0.23	---
28013	3/4"	1.13	1.25	0.42	---
28014	1/4" x 1/8"	0.72	0.65	0.12	---
28015	3/8" x 1/4"	0.81	0.81	0.15	---
28016	1/2" x 3/8"	1.00	1.00	0.28	---
28017	1"	1.42	1.50	0.75	---

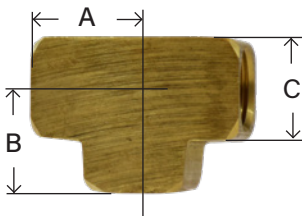
1200P E7 100AF 100B

**45° FEMALE ELBOW**

10045

PART #	THREAD SIZE NPTF	A	B	APPROX. WT. LBS.	LIST PRICE
28018	1/8"	0.45	0.56	0.06	---
28019	1/4"	0.66	0.68	0.12	---
28020	3/8"	0.69	0.81	0.16	---
28021B	1/2"	0.94	1.00	0.25	---
28021					


129 2201P 205 23355 45EZ 105 100-45A

**UNION TEE**

101  
SAE# 130438

PART #	THREAD SIZE NPTF	A	B	C	APPROX. WT. LBS.	LIST PRICE
28022	1/16"	0.55	0.55	0.58	0.11	---
28024	1/8"	0.55	0.55	0.56	0.08	---
28025	1/4"	0.78	0.78	0.68	0.17	---
28026	3/8"	0.84	0.84	0.81	0.22	---
28027	1/2"	1.09	1.09	1.00	0.43	---
28028	3/4"	1.16	1.16	1.25	0.64	---

311 101A 322 2203P 3700 203

**UNION FORGED TEE**

101F

PART #	THREAD SIZE NPTF	A & B	BODY WIDTH	APPROX. WT. LBS.	LIST PRICE
28032	1/8"	0.56	0.50	0.06	---
28033	1/4"	0.71	0.68	0.13	---
28034	3/8"	0.81	0.81	0.16	---
28035	1/2"	1.00	1.00	0.27	---
28036	3/4"	1.16	1.25	0.53	---
28023	1"	1.42	1.50	.924	---

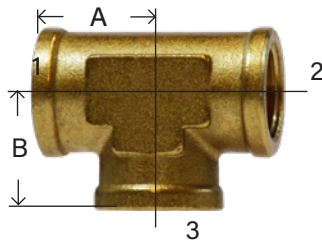
1203P LT7 101AF 101B

**WARNING:** This product can expose you to chemicals, including lead, which are known to the State of California to cause cancer and birth defects or other reproductive harm. For more information, visit [www.P65Warnings.ca.gov](http://www.P65Warnings.ca.gov)

# PIPE

## BRASS FITTINGS


### REDUCING FORGED TEES



101FR

PART #	1 NPT	2 NPT	3 NPT	A & B	BODY WIDTH	APPROX. WT. LBS.	LIST PRICE
28029	1/8"	1/8"	1/4"	0.72	0.69	0.16	---
28030	1/4"	1/4"	1/8"	0.72	0.69	0.14	---
28031	1/4"	1/4"	3/8"	0.81	0.81	0.21	---
28038	3/8"	1/4"	3/8"	0.81	0.81	0.18	---
28039	3/8"	3/8"	1/4"	0.81	0.81	0.18	---
28046	1/2"	1/2"	3/8"	1.00	1.00	0.30	---
28047	3/4"	1/2"	3/4"	1.20	1.25	0.59	---
28048	3/4"	3/4"	1/2"	1.16	1.25	0.59	---

### CROSS




102

PART #	THREAD SIZE NPTF	A	B	APPROX. WT. LBS.	LIST PRICE
28041	1/8"	0.55	0.56	0.10	---
28042	1/4"	0.78	0.68	0.21	---
28043	3/8"	0.84	0.81	0.25	---
28044	1/2"	1.09	1.00	0.51	---
28045	3/4"	1.16	1.25	0.75	---

2205P 3950 228 102A 102BE

### FORGED CROSS




102F

PART #	THREAD SIZE NPTF	A	BODY WIDTH	APPROX. WT. LBS.	LIST PRICE
28049	1/8"	0.56	0.50	0.06	---
28050	1/4"	0.72	0.69	0.15	---
28051	3/8"	0.81	0.81	0.18	---
28052	1/2"	1.00	1.00	0.34	---

C7 105 102AF 102B

### COUPLING

SAE# 130138



103


PART #	THREAD SIZE NPTF	A	HEX	APPROX. WT. LBS.	LIST PRICE
28057	1/16"	0.75	0.44	0.02	---
28058L	1/8"	0.75	0.50	0.02	---
28058	1/8"	0.75	0.56	0.03	---
28059L	1/4"	0.88	0.63	0.03	---
28059	1/4"	1.12	0.75	0.09	---
28060L	3/8"	1.00	0.81	0.06	---
28060	3/8"	1.12	0.87	0.10	---
28061L	1/2"	1.19	0.93	0.09	---
28061	1/2"	1.50	1.06	0.19	---
28062L	3/4"	1.19	1.25	0.18	---
28062	3/4"	1.53	1.25	0.24	---
28063	1"	1.89	1.50	.357	---

207P 371 3300 103AH 103B

DIMENSION DATA CAN CHANGE WITHOUT NOTICE. PLEASE CHECK WHEN DIMENSIONS ARE CRITICAL.

**PIPE**

## BRASS FITTINGS

**REDUCING COUPLING**

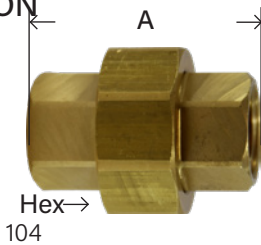
119

SAE# 130138

\*Not to SAE specs

PART #	THREAD SIZE NPTF	A	HEX	APPROX. WT. LBS.	LIST PRICE
28181L	1/4" x 1/8"	0.94	0.62	0.04	---
28181	1/4" x 1/8"	0.97	0.75	0.08	---
28182	3/8" x 1/8"	0.94	0.87	0.10	---
28182L	3/8" x 1/8"				
28183L	3/8" x 1/4"	1.00	0.81	0.06	---
28183	3/8" x 1/4"	1.16	0.87	0.12	---
28180*	1/2" x 1/8"	1.19	0.93	0.15	---
28184L	1/2" x 1/4"	1.11	1.00	0.10	---
28184	1/2" x 1/4"	1.28	1.06	0.20	---
28185L	1/2" x 3/8"	1.19	0.93	0.10	---
28185	1/2" x 3/8"	1.38	1.06	0.20	---
28186	3/4" x 1/8"				
28187	3/4" x 1/4"	1.19	1.19	0.17	---
28188*	3/4" x 3/8"	1.32	1.37	0.20	---
28189*	3/4" x 1/2"	1.19	1.18	0.14	---
28178	1" x 1/2"	1.50	1.56	0.41	---
28179	1" x 3/4"	1.56	1.56	0.39	---


377 3300 208P 108 119B 119AH

**UNION**

104

PART #	THREAD SIZE NPTF	A	HEX	APPROX. WT. LBS.	LIST PRICE
28067	1/8"	1.25	0.94	0.13	---
28068	1/4"	1.31	1.06	0.18	---
28069	3/8"	1.75	1.25	0.33	---
28070	1/2"	1.79	1.56	0.50	---
28071	3/4"	1.96	1.68	0.47	---

3250 212P 104A 104B

**CAP**

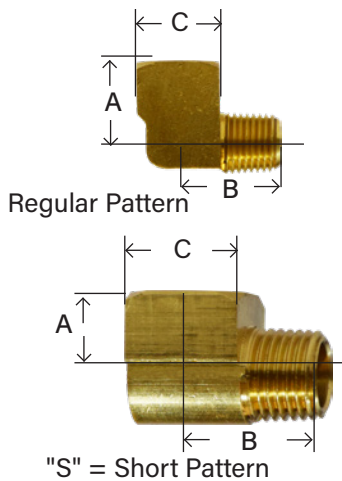
108

PART #	THREAD SIZE NPTF	A	HEX	APPROX. WT. LBS.	LIST PRICE
28075	1/8"	0.47	0.56	0.03	---
28076	1/4"	0.60	0.68	0.04	---
28077	3/8"	0.69	0.81	0.06	---
28078	1/2"	0.78	0.93	0.08	---
28079	3/4"	0.94	1.25	0.16	---
28080	1"	1.13	1.50	0.23	---

3129 213P 23129 108A 108B

**90° STREET ELBOW**

SAE# 130239



116

PART #	THREAD SIZE NPTF	A	B	C	APPROX. WT. LBS.	LIST PRICE
28161	1/16"	0.69	0.60	0.47	0.04	---
28156	1/8"	0.48	0.66	0.56	0.05	---
28156S	1/8" short	0.34	0.57	0.50	0.03	---
28157	1/4"	0.72	0.91	0.735	0.09	---
28157S	1/4" short	0.45	0.78	0.68	0.07	---
28158	3/8"	0.78	0.97	0.81	0.16	---
28158S	3/8"					
28159	1/2"	1.03	1.25	1.00	0.33	---
28159S	1/2"					
28160	3/4"	1.12	1.38	1.25	0.52	---

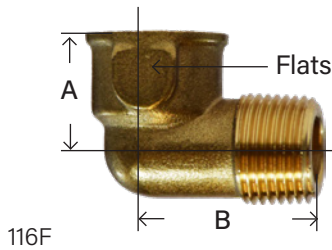
2202P 304 115 202 3400 116A

**WARNING:** This product can expose you to chemicals, including lead, which are known to the State of California to cause cancer and birth defects or other reproductive harm. For more information, visit [www.P65Warnings.ca.gov](http://www.P65Warnings.ca.gov)

# PIPE

## BRASS FITTINGS

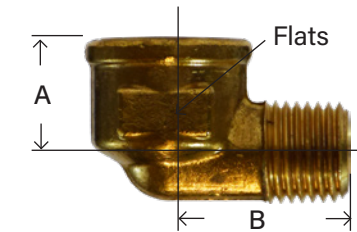
### FORGED 90° STREET ELBOW



PART #	THREAD SIZE NPTF	A	B	WRENCH FLATS	APPROX. WT. LBS.	LIST PRICE
28165	1/8"	0.61	0.85	0.62	0.06	---
28166	1/4"	0.50	0.86	0.72	0.08	---
28167	3/8"	0.70	1.00	0.88	0.10	---
28168	1/2"	0.96	1.43	1.00	0.20	---
28169	3/4"	0.90	1.40	1.25	0.25	---

5E8 1202P 116AF 116B

### FORGED REDUCING 90° STREET ELBOW




\*Barstock

PART #	THREAD SIZE NPTF FXM	A	B	WRENCH FLATS	APPROX. WT. LBS.	LIST PRICE
28259*	1/8" x 1/16"					---
28260	1/8" x 1/4"	0.50	0.87	0.71	0.08	---
28261B*	1/4" x 1/8"	0.53	0.72	0.69	0.07	---
28261	1/4" x 1/8"	0.50	0.81	0.72	0.06	---
28262	1/4" x 3/8"	0.93	1.06	0.59	0.12	---
28263	3/8" x 1/4"	0.58	0.94	0.81	0.07	---
28264	3/8" x 1/2"	0.97	1.36	1.00	0.28	---
28265	1/2" x 3/8"	0.96	1.37	1.00	0.22	---
28265B*	1/2" x 3/8"	1.03	1.11	1.00	0.24	---

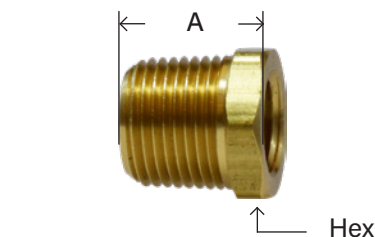
### PIPE SWIVEL 90° STREET ELBOW

▪ Burst Pressure 1,200 PSI ▪ Working Pressure 300 PSI



PART #	MIP XFIP THREAD SIZE NPTF	A	B	HEX	APPROX. WT. LBS.	LIST PRICE
28430	1/4"	1.18	1.25	.625	0.22	---

### HEX BUSHING




110

SAE# 130140

PART #	THREAD SIZE NPTF MXF	A	HEX	APPROX. WT. LBS.	LIST PRICE
28101	1/8" x 1/16"				
28102L	1/4" x 1/8"	0.62	0.56	0.02	---
28102	1/4" x 1/8"	0.75	0.56	0.04	---
28103	3/8" x 1/8"	0.75	0.68	0.05	---
28104L	3/8" x 1/4"	0.69	0.68	0.03	---
28104	3/8" x 1/4"	0.75	0.75	0.05	---
28105L	1/2" x 1/8"	0.81	0.81	0.08	---
28105	1/2" x 1/8"	1.00	0.87	0.10	---
28106L	1/2" x 1/4"	0.81	0.81	0.08	---
28106	1/2" x 1/4"	1.00	0.87	0.11	---
28107L	1/2" x 3/8"	0.81	0.81	0.05	---
28107	1/2" x 3/8"	1.00	0.87	0.10	---
28108	3/4" x 1/8"	0.94	1.06	0.20	---
28109L	3/4" x 1/4"	0.94	1.06	0.18	---
28109	3/4" x 1/4"				
28110L	3/4" x 3/8"	0.94	1.06	0.15	---
28110	3/4" x 3/8"				
28111L	3/4" x 1/2"	0.94	1.06	0.11	---
28111	3/4" x 1/2"	1.00	1.12	0.14	---
28091	1" x 1/8"	1.15	1.37	0.29	---
28112	1" x 1/4"	1.15	1.37	0.32	---
28113	1" x 3/8"	1.12	1.37	0.30	---
28114	1" x 1/2"	1.31	1.44	0.29	---
28115	1" x 3/4"	1.31	1.37	0.20	---

373 3220 209P 110A 110B

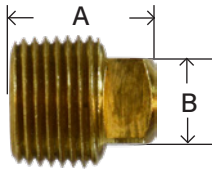
**PIPE****BRASS FITTINGS****FACE BUSHING**

110F

PART #	THREAD SIZE NPTF MXF	A	APPROX. WT. LBS.	LIST PRICE
28121	1/4" x 1/8"	0.45	0.01	---
28122	3/8" x 1/8"	0.50	0.03	---
28116	3/8" x 1/4"	0.50	0.02	---
28090	1/2" x 1/8"	0.56	0.06	---
28128	1/2" x 1/4"	0.56	0.05	---
28117	1/2" x 3/8"	0.56	0.03	---
28129	3/4" x 1/4"	0.62	0.11	---
28130	3/4" x 3/8"	0.62	0.08	---
28118	3/4" x 1/2"	0.64	0.03	---
28120	1" x 1/2"	0.75	0.11	---
28119	1" x 3/4"	0.77	0.10	---

**SQUARE HEAD PLUG**

1/8 - 1/2 Solid



109

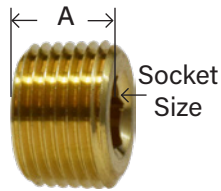
PART #	THREAD SIZE NPTF	A	B	APPROX. WT. LBS.	LIST PRICE
28084	1/8"	0.58	0.27	0.02	---
28085	1/4"	0.80	0.37	0.03	---
28086	3/8"	0.80	0.43	0.06	---
28087	1/2"	1.07	0.55	0.13	---
28088**	3/4"	1.09	0.61	0.20	---
28089**	1"	1.24	0.81	0.35	---

\*\* Cored

3151 211P 109A 109B

**COUNTERSUNK HEX PLUG**


3/4" taper thread



109AL

PART #	THREAD SIZE NPTF	A	SOCKET SIZE	APPROX. WT. LBS.	LIST PRICE
28092	1/16"	0.30	0.12	0.01	---
28093	1/8"	0.30	0.18	0.01	---
28094	1/4"	0.45	0.26	0.02	---
28095	3/8"	0.45	0.31	0.03	---
28096	1/2"	0.61	0.39	0.05	---
28097	3/4"	0.62	0.56	0.10	---

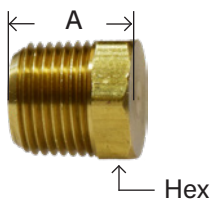
3153 219P 109CS 118

**SLOTTED-HEAD PLUG**

117

PART #	THREAD SIZE NPTF	A	APPROX. WT. LBS.	LIST PRICE
28174	1/8"	0.31	0.01	---
28175	1/4"	0.42	0.02	---
28176	3/8"	0.45	0.05	---

220P 3150 117A 117B

**CORED HEX PLUGS**

121

PART #	THREAD SIZE NPTF	A	HEX	APPROX. WT. LBS.	LIST PRICE
28200	1/16"	0.48	0.38	0.01	---
28201	1/8"	0.55	0.43	0.01	---
28202	1/4"	0.62	0.56	0.02	---
28203	3/8"	0.72	0.68	0.06	---
28204	1/2"	0.81	0.87	0.09	---
28205	3/4"	0.94	1.06	0.16	---
28206	1"	1.16	1.37	0.28	---

218P 3152 121A 103 121B PPH 218P

**WARNING:** This product can expose you to chemicals, including lead, which are known to the State of California to cause cancer and birth defects or other reproductive harm. For more information, visit [www.P65Warnings.ca.gov](http://www.P65Warnings.ca.gov)






# PIPE

## BRASS FITTINGS

### SOLID HEX HEAD PLUGS



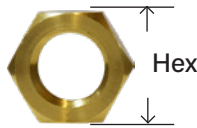
121S

PART #	THREAD SIZE NPTF	A	HEX	APPROX. WT. LBS.	LIST PRICE
28201S	1/8"	0.55	0.43	0.02	---
28202S	1/4"	0.75	0.56	0.05	---
28203S	3/8"	0.66	0.68	0.07	---
28204S	1/2"	0.81	0.87	0.12	---
28205S	3/4"	0.92	1.06	0.24	---
28206S	1"	1.00	1.31	0.38	---

121AS

### LOCKNUT

- Jam Nuts
- Straight pipe thread




111

PART #	THREAD SIZE NPSL	HEX	THICKNESS	APPROX. WT. LBS.	LIST PRICE
28123	1/8"	0.68	0.19	0.02	---
28124	1/4"	0.87	0.25	0.04	---
28125	3/8"	1.00	0.31	0.04	---
28126	1/2"	1.125	0.25	0.04	---
28127	3/4"	1.38	0.38	0.09	---

210P 21102 111A 111B

### CLOSE NIPPLE




112

PART #	THREAD SIZE NPTF	A	APPROX. WT. LBS.	LIST PRICE
28131	1/8"	0.75	0.01	---
28132	1/4"	0.88	0.02	---
28133	3/8"	1.00	0.05	---
28134	1/2"	1.12	0.06	---
28135	3/4"	1.31	0.11	---
28496	1"			---

165 215PN 3326 112A 112B

### LONG NIPPLE




113

PART #	THREAD SIZE NPTF	A LENGTH	APPROX. WT. LBS.	LIST PRICE
28140	1/8"	1.50	0.03	---
28141	1/8"	2.00	0.04	---
28142	1/8"	2.50	0.06	---
28143	1/8"	3.00	0.06	---
28475	1/8"	3.50	0.07	---
28476	1/8"	4.00		
28144	1/4"	1.50	0.03	---
28145	1/4"	2.00	0.05	---
28146	1/4"	2.50	0.08	---
28147	1/4"	3.00	0.10	---
28481	1/4"	3.50	0.12	---
28482	1/4"	4.00		
28148	3/8"	1.50	0.06	---
28149	3/8"	2.00	0.10	---
28150	3/8"	2.50	0.10	---
28151	3/8"	3.00	0.13	---
28487	3/8"	3.50	0.17	---
28488	3/8"	4.00		
28152	1/2"	1.50	0.08	---
28153	1/2"	2.00	0.12	---
28154	1/2"	2.50	0.16	---
28155	1/2"	3.00	0.20	---
28493	1/2"	3.50	0.24	---
28136	3/4"	1.50	0.12	---
28497	3/4"	2.00	0.18	---
28498	3/4"	2.50	0.23	---
28499	3/4"	3.00	0.28	---

- NOTE: For longer lengths and larger diameters, see our red brass nipples section.



113B 113A 166 3327, 3328, 3329, 3330 3331 215PNL


**PIPE****BRASS FITTINGS****HEX NIPPLE**

122

SAE# 130137

PART #	THREAD SIZE NPTF	A	HEX	APPROX. WT. LBS.	LIST PRICE
28210	1/16"	0.97	0.38	0.02	---
28211L	1/8"	0.91	0.43	0.02	---
28211	1/8"	0.97	0.43	0.03	---
28212L	1/4"	1.12	0.56	0.04	---
28212	1/4"	1.38	0.56	0.06	---
28213L	3/8"	1.25	0.68	0.07	---
28213	3/8"	1.41	0.68	0.07	---
28214L	1/2"	1.50	0.87	0.11	---
28214	1/2"	1.81	0.87	0.17	---
28215L	3/4"	1.55	1.07	0.17	---
28215	3/4"	1.96	1.13	0.23	---
28216L	1"	1.75	1.39	0.22	---
28216	1"	2.30	1.37	0.43	---

216P 3325 379 122AH 122B

**REDUCING HEX NIPPLE**

123

SAE# 130137

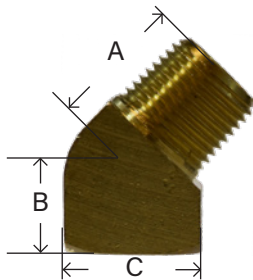
PART #	THREAD SIZE NPTF	A	HEX	APPROX. WT. LBS.	LIST PRICE
28218	1/8" x 1/16"	1.00	0.56	0.05	---
28220L	1/4" x 1/8"	1.00	0.56	0.04	---
28220	1/4" x 1/8"	1.19	0.56	0.04	---
28221L	3/8" x 1/8"	1.11	0.68	0.06	---
28221	3/8" x 1/8"	1.22	0.68	0.07	---
28222L	3/8" x 1/4"	1.19	0.68	0.06	---
28222	3/8" x 1/4"	1.41	0.68	0.07	---
28223L	1/2" x 1/4"	1.34	0.87	0.09	---
28223	1/2" x 1/4"	1.62	0.87	0.12	---
28224L	1/2" x 3/8"	1.41	0.87	0.11	---
28224	1/2" x 3/8"	1.62	0.87	0.12	---
28225L	3/4" x 1/2"	1.81	1.06	0.19	---
28225	3/4" x 1/2"	1.50	1.06	0.15	---
28227	1" x 3/4"	2.31	1.38	0.38	---

216P 3325 379 122AH 122B

**45° STREET ELBOW**

SAE# 130339

124

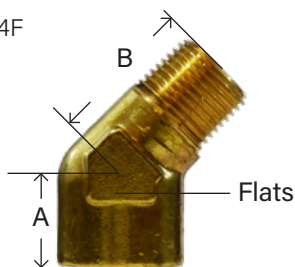


PART #	THREAD SIZE NPTF	B	A	C	APPROX. WT. LBS.	LIST PRICE
28230	1/8"	0.38	0.50	0.56	0.03	---
28231	1/4"	0.56	0.72	0.68	0.09	---
28232	3/8"	0.56	0.78	0.81	0.12	---
28233	1/2"	0.75	1.00	1.00	0.20	---
28234	3/4"	0.75	1.06	1.25	0.34	---

306 3350 2214P 224

**450 FORGED STREET ELBOW**

124F



PART #	THREAD SIZE NPTF	A	B	WRENCH FLATS	APPROX. WT. LBS.	LIST PRICE
28238	1/8"	0.63	0.81	0.56	0.05	---
28239	1/4"	0.63	1.06	0.81	0.11	---
28240	3/8"	0.72	1.06	0.93	0.17	---


45E8 124B

# PIPE

## BRASS FITTINGS

### STREET TEE/ SERVICE TEE/ MALE RUN TEE

SAE# 130424

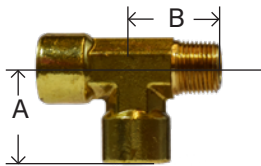


127

PART #	THREAD SIZE NPTF	A	B	C	APPROX. WT. LBS.	LIST PRICE
28245	1/8"	0.55	0.66	0.56	0.08	---
28246	1/4"	0.78	0.91	0.68	0.17	---
28247	3/8"	0.84	0.97	0.81	0.22	---
28248	1/2"	1.09	1.25	1.00	0.40	---
28249	3/4"	1.16	1.39	1.25	0.60	---

225 2225P 3750 326 225 127A

### FORGED STREET TEE




127F

PART #	THREAD SIZE NPTF	A	B	BODY WIDTH	APPROX. WT. LBS.	LIST PRICE
28253	1/8"	0.56	0.75	0.50	0.05	---
28254	1/4"	1.03	1.00	0.46	0.13	---
28255	3/8"	1.19	1.09	0.68	0.24	---
28256	1/2"	1.52	1.40	0.88	0.45	---

107 T8 127B

### EXTENDER ADAPTER

SAE# 130139




120

PART #	THREAD SIZE NPTF FXM	A	HEX	APPROX. WT. LBS.	LIST PRICE
28190L	1/8" x 1/8"	0.83	0.50	0.03	---
28190	1/8" x 1/8"	0.88	0.56	0.04	---
28191L	1/4" x 1/8"	0.94	0.62	0.04	---
28191	1/4" x 1/8"	1.06	0.75	0.07	---
28192L	1/4" x 1/4"	1.00	0.62	0.04	---
28192	1/4" x 1/4"	1.25	0.75	0.07	---
28198	3/8" x 1/8"	1.00	0.81	0.06	---
28193L	3/8" x 1/4"	1.12	0.81	0.08	---
28193	3/8" x 1/4"	1.25	0.87	0.09	---
28194L	3/8" x 3/8"	1.24	0.81	0.10	---
28194	3/8" x 3/8"	1.25	0.87	0.11	---
28197	1/2" x 1/8"	1.09	0.94	0.07	---
28199	1/2" x 1/4"	1.46	1.06	0.08	---
28199L	1/2" x 1/4"				
28195L	1/2" x 3/8"	1.19	0.93	0.09	---
28195	1/2" x 3/8"	1.47	1.06	0.18	---
28196L	1/2" x 1/2"	1.25	0.94	0.10	---
28196	1/2" x 1/2"	1.66	1.06	0.12	---
28207	3/4" x 3/8"	1.59	1.25	0.26	---
28207L	3/4" x 3/8"				
28208	3/4" x 1/2"	1.69	1.37	0.14	---
28208L	3/4" x 1/2"	1.22	1.25	0.13	---
28209	3/4" x 3/4"	1.69	1.37	0.34	---
28229	1" x 3/4"				

375 222P 3200 R1 120AH 120B

### PIPE SWIVEL ADAPTER

\*300 PSI all sizes



### Male NPT x Female NPT

- 360° Turning
- Swivels



PART #	THREAD SIZE NPTF FXM	A	HEX 1	HEX 2	APPROX. WT. LBS.	LIST PRICE
28424	1/8"	1.10	0.43	0.50	0.05	---
28425	1/4"	1.34	0.56	0.62	0.06	---
28426	3/8"	1.36	0.68	0.75	0.08	---
28427	1/2"	1.87	0.87	0.95	0.10	---

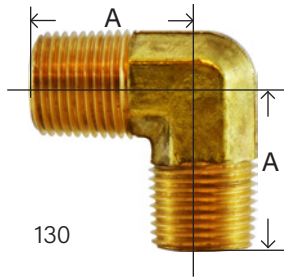
PART #	SIZE	LIST PRICE
320061	1/4	---

344R 3183

WARNING: This product can expose you to chemicals, including lead, which are known to the State of California to cause cancer and birth defects or other reproductive harm. For more information, visit www.P65Warnings.ca.gov


**PIPE**

## BRASS FITTINGS


**FORGED 90° MALE ELBOW**

PART #	THREAD SIZE NPTF	A	BODY WIDTH	APPROX. WT. LBS.	LIST PRICE
28266	1/8"	0.79	0.38	0.04	---
28267	1/4"	0.87	0.45	0.06	---
28268	3/8"	1.06	0.59	0.12	---
28269	1/2"	1.38	0.78	0.21	---

LE5 3455 116AMF

**BARSTOCK 90° MALE ELBOW**


PART #	THREAD SIZE NPTF	A	BODY WIDTH	APPROX. WT. LBS.	LIST PRICE
28266B	1/8"	0.69	0.56	0.08	---
28267B	1/4"	0.95	0.59	0.09	---
28268B	3/8"	1.01	0.71	0.15	---
28269B	1/2"	1.40	1.00	0.38	---
28270B	3/4"	1.50	1.25	0.55	---
28276B	1/2" x 3/8"	1.12	1.00	0.35	---

**FORGED 90° MALE REDUCING ELBOW**

PART #	THREAD SIZE NPTF	A	B	BODY WIDTH	APPROX. WT. LBS.	LIST PRICE
28274	1/4" x 1/8"	0.88	0.78	0.47	0.06	---
28275	3/8" x 1/4"	0.90	0.90	0.46	0.06	---
28276	1/2" x 3/8"	1.12	1.00	0.59	0.12	---


**MALE BRANCH TEE**

SAE# 130425



PART #	THREAD SIZE NPTF	A	B	C	APPROX. WT. LBS.	LIST PRICE
28281	1/8"	0.66	0.55	0.56	0.08	---
28282	1/4"	0.91	0.78	0.68	0.15	---
28283	3/8"	0.97	0.84	0.81	0.22	---
28284	1/2"	1.25	1.09	1.00	0.40	---
28285	3/4"	1.38	1.16	1.25	0.62	---

T9 X106 23601 3600 2224P 226 329 128

**FORGED MALE BRANCH TEE**

PART #	THREAD SIZE NPTF	A	B	BODY WIDTH	APPROX. WT. LBS.	LIST PRICE
28281F	1/8"	0.75	0.56	0.50	0.06	---
28282F	1/4"	1.00	1.03	0.46	0.12	---

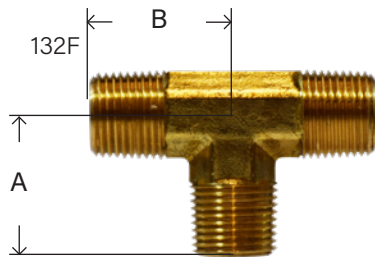
T9

**WARNING:** This product can expose you to chemicals, including lead, which are known to the State of California to cause cancer and birth defects or other reproductive harm. For more information, visit [www.P65Warnings.ca.gov](http://www.P65Warnings.ca.gov)

# PIPE

## BRASS FITTINGS

### FORGED ALL MALE TEE

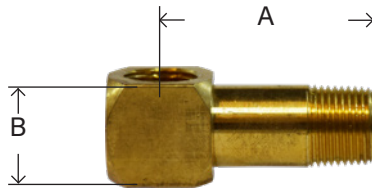


PART #	THREAD SIZE NPTF	A	B	BODY WIDTH	APPROX. WT. LBS.	LIST PRICE
28290	1/8"	0.75	0.75	0.43	0.06	---
28291	1/4"	0.86	0.86	0.43	0.08	---
28292	3/8"	1.09	1.09	0.60	0.16	---
28293	1/2"	1.22	1.22	0.68	0.22	---
28294	3/4"	1.43	1.43	0.87	0.38	---

T12 M101

### LONG STREET ELLS


D.O.T. Approved



PART #	THREAD SIZE NPTF	A	B	APPROX. WT. LBS.	LIST PRICE
28440	1/8"	1-3/16"	0.50	0.06	---
28441	1/8"	1-7/16"	0.50	0.06	---
28442	1/8"	1-11/16"	0.50	0.06	---
28443	1/8"	1-7/8"	0.50	0.16	---
28329	1/4"	1-7/16"	0.75	0.14	---
28330	1/4"	1-11/16"	0.75	0.15	---
28333	3/8"	1-3/4"	0.87	0.22	---


### LONG EXTENSION ADAPTERS

D.O.T. Approved



PART #	THREAD SIZE NPTF	A	HEX	APPROX. WT. LBS.	LIST PRICE
28335	1/8"	1-1/4"	0.50	0.04	---
28336	1/8"	1-3/4"	0.50	0.05	---
28337	1/8"	3"	0.50	0.09	---
28338	1/4"	1-9/16"	0.62	0.07	---
28339	1/4"	1-13/16"	0.62	0.08	---
28340	1/4"	2-1/16"	0.62	0.10	---

### PIPE WYE FIP x MIP



PART #	THREAD SIZE NPT	A	APPROX. WT. LBS.	LIST PRICE
28295	1/4"	1.56	.15	---
28296	1/4 N/P	1.4	.12	---

### PIPE WYE FIP x FIP - NICKEL PLATED



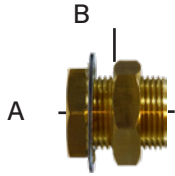
PART #	THREAD SIZE NPT	A	APPROX. WT. LBS.	LIST PRICE
28298	1/4	1.4	.12	---

**WARNING:** This product can expose you to chemicals, including lead, which are known to the State of California to cause cancer and birth defects or other reproductive harm. For more information, visit [www.P65Warnings.ca.gov](http://www.P65Warnings.ca.gov)

BRASS

**BULKHEAD FITTINGS**


## BRASS FITTINGS

**BULKHEAD / ANCHOR / FRAME COUPLINGS**FEMALE PIPE X  
FEMALE PIPE

Part #	Female Pipe	Male Straight	Hole Size	Length (in.)	List Price
28299	1/8	5/8-18 UNS	5/8	0.96	---
28300	1/8	5/8-18 UNS	5/8	1-1/2	---
28301	1/4	3/4-16 UNS	3/4	15/16	---
28302	1/4	3/4-16 UNS	3/4	1-1/2	---
28315*	1/4	3/4-16 UNS	3/4	1-1/2	---
28303	3/8	1-14 UNS	1	1-5/16	---
28304	1/2	1-1/8-14 UNS	1-1/8	1-1/2	---
28305	1/2				
28311	3/4	1-5/16-12	1-5/16	1-1/2	---
28316**	1	1-5/8-14	1-5/8	1.68	---


\* Same as 28302 except with a larger mounting nut. \*\*Without washer

FEMALE PIPE X MALE PIPE




Part #	A	B	C		
28317	1/4-18 NPTF	1-14 UNS	1/2-14 NPTF	2-1/8	---
28318	3/8-18 NPTF	1-14 UNS	1/2-14 NPTF	1-11/16	---
28319	3/8-18 NPTF	1-14 UNS	1/2-14 NPTF	1-29/32	---

FEMALE PIPE X MALE PIPE




Part #	A	B	C		
28313	1/4-18 NPTF	1-14 UNS	1/2-14 NPTF	2-7/8	---

FEMALE PIPE X MALE PIPE




Part #	A	B	C		
28346	3/8-18 NPTF	1-14 UNS	1/2-14 NPTF	1-7/8	---
28347	1/2-14 NPTF	1-14 UNS	1/2-14 NPTF	2-3/8	---

TUBE X FEMALE PIPE



28321	1/2-O.D. Tube	7/8-20 UNCF	3/8-18 NPTF	1-5/16	---
28322	3/8-O.D. Tube	7/8-20 UNCF	3/8-18 NPTF	1-3/8	---

FEMALE PIPE X CLAMPING STUD ELBOW



28348	3/8-18 NPTF	7/8-20 UNEF	3/8-18 NPTF	2-5/16	---
-------	-------------	-------------	-------------	--------	-----

BRASS MARINE BULKHEAD



46540	5/16 Hose ID	----	----	2.37	---
46541	3/8 Hose ID	----	----	2.37	---

CROSSOVER NUMBERS

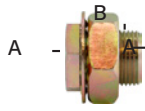
28-300	207x2	129A-A	50004	55207							1495B-A	ACBH207-2	207ACBH-2				
28-301	207X4	129AS-B		55611	S611	114-44	1345	382-44S	392C-94			ACBHS207-4					
28-302	207X4	129A-B	50005	55661		114B-44	1344	382-44L		035081		ACBH207-4	207ACBH-4		11306		90648
28-303	207X6	129A-C	50006	55607	S661/S607	114-66	1346	382-66		035087		ACBH207-6	207ACBH-6		11307	17709	
28-304	207X8	129A-D	50007	55807	S807	114-88	1351					ACBH207-8	207ACBH-8				
28-317				55615	S615	117-84											
28-318				55620	S620			381-86S							11304		
28-319			50001			115-86				035079	1496-DC						
28-313			50010	55600	S664	115-88	1342	380-84	5730	035021				11300	55X6		
28-346			50013	55613	S613												
28-347			50012	55629	S629					035039							
28-321						391-86/1347	S608										
28-322						391-66	S609										
28-348				55616													

**WARNING:** This product can expose you to chemicals, including lead, which are known to the State of California to cause cancer and birth defects or other reproductive harm. For more information, visit [www.P65Warnings.ca.gov](http://www.P65Warnings.ca.gov)

# BULKHEAD FITTINGS


## BRASS FITTINGS

### STEEL BULKHEAD FITTINGS




Part #	A	B	C	Length (in.)	List
28306	1/4-18 NPTF	3/4 - 16 UNS		0.94	---
28307	1/4-18 NPTF	3/4 - 16 UNS		1.50	---
28308	3/8-18 NPTF	1 - 14 UNS		1.31	---

### FEMALE PIPE X MALE PIPE




28309	1/4-18 NPTF	3/4 - 16 UNS	1/2-14 NPTF	2.16	---
28310	1/4-18 NPTF	3/4 - 16 UNS	1/2-14 NPTF	2.53	---




28345	1/4-18 NPTF	3/4 - 16 UNS	1/2-14 NPTF	2-5/32	---
-------	-------------	--------------	-------------	--------	-----

### FEMALE PIPE X MALE PIPE



28325	1/4-18 NPTF	3/4 - 16 UNS	1/2-14 NPTF	1-11/16	---
-------	-------------	--------------	-------------	---------	-----



28312	1/4-18 NPTF	1-14 UNS	1/2-14 NPTF	2.94	---
28320	1/4-18 NPTF	1-14 UNS	1/2-14 NPTF	3-15/16	---

### STAINLESS STEEL BULKHEAD FITTINGS

- Temperature range: -20F°- 360F°
- Working pressure: 1450 - 2175PSI
- Washers are PA6 Nylon

### BULKHEAD FITTINGS - STAINLESS STEEL 316L NPT (1/8-1/2")



PART #	SIZE	HOLE SIZE	HEX	LENGTH	LIST PRICE
28300SS	1/8"	0.701	0.866	0.748	---
28301SS	1/4"	0.858	1.063	0.748	---
28303SS	3/8"	1.055	1.260	1.102	---
28304SS	1/2"	1.173	1.417	1.378	---

**WARNING:** This product can expose you to chemicals, including lead, which are known to the State of California to cause cancer and birth defects or other reproductive harm. For more information, visit [www.P65Warnings.ca.gov](http://www.P65Warnings.ca.gov)

BRASS

# HOSE BARB

## BRASS FITTINGS

# HOSE BARB FITTINGS



### • Temperature and Working Pressure Ranges

From -40°F to + 160°F at 150 PSI maximum.

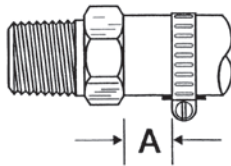
### • Tolerance

+/- .02 on all dimensions. Dimension Data can change without notice. Please call us when dimensions are critical.

**Note:** These fittings are intended for use with hose clamp, similar type clamp or a crimped ferrule.

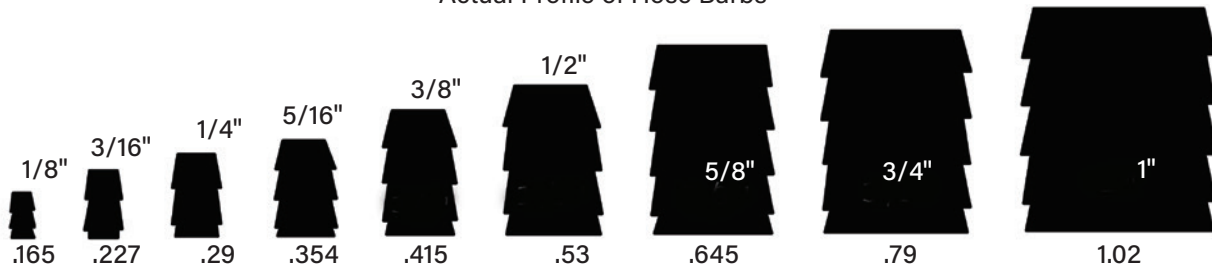
### • Assembly Instructions

- 1- Cut hose cleanly and squarely to length.
- 2- Slide clamp on hose.
- 3- Lubricate hose. Push hose on fitting until hose bottoms against stop ring or hex.
- 4- Position hose clamp as shown below and secure with a screwdriver or wrench. Maintain "A" dimension noted below for proper clamp positioning.



Hose Size	A
3/16"	1/4"
1/4"	1/4"
5/16"	1/4"
3/8"	1/8"
1/2"	1/8"
5/8"	1/8"
3/4"	1/8"

Actual Profile of Hose Barbs



**WARNING:** This product can expose you to chemicals, including lead, which are known to the State of California to cause cancer and birth defects or other reproductive harm. For more information, visit [www.P65Warnings.ca.gov](http://www.P65Warnings.ca.gov)

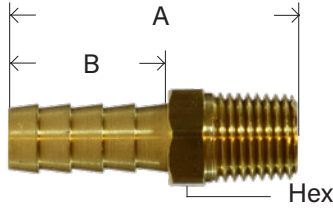


# HOSE BARB

## BRASS FITTINGS

### RIGID MALE ADAPTER

- These are not Lead Free



29  
129

PART #	HOSE I.D. X MALE NPTF	A	B	HEX	APPROX. WT. LBS.	LIST PRICE
32950	1/16" x 10/32"	0.90	0.45	0.38	0.01	---
32951	1/16" x 1/16"	0.91	0.48	0.38	0.01	---
32912	1/8" x 10/32"	0.92	0.48	0.38	0.01	---
32300	1/8" x 1/16"	0.93	0.48	0.38	0.01	---
32001	1/8" x 1/8"	1.19	0.69	0.43	0.02	---
32027	1/8" x 1/4"	1.16	0.46	0.56	0.02	---
32952	3/16" x 1/16"	1.20	0.75	0.38	0.02	---
32002	3/16" x 1/8"	1.19	0.75	0.43	0.02	---
32003	3/16" x 1/4"	1.37	0.69	0.56	0.04	---
32953	3/16" x 3/8"	1.44	0.69	0.68	0.04	---
32301	1/4" x 1/16"	1.44	0.88	0.43	0.02	---
32004	1/4" x 1/8"	1.47	0.97	0.43	0.02	---
32005	1/4" x 1/4"	1.72	0.97	0.56	0.04	---
32006	1/4" x 3/8"	1.72	0.97	0.68	0.05	---
32007	1/4" x 1/2"	1.72	0.81	0.87	0.10	---
32954	1/4" x 3/4"	1.86	0.96	1.06	0.15	---
32008	5/16" x 1/8"	1.47	0.97	0.43	0.02	---
32009	5/16" x 1/4"	1.72	0.97	0.56	0.04	---
32010	5/16" x 3/8"	1.76	0.97	0.68	0.06	---
32390	5/16" x 1/2"					
32011	3/8" x 1/8"	1.53	0.97	0.56	0.03	---
32012	3/8" x 1/4"	1.75	0.97	0.56	0.05	---
32013	3/8" x 3/8"	1.72	0.96	0.68	0.06	---
32014	3/8" x 1/2"	1.87	0.97	0.87	0.09	---
32026	3/8" x 3/4"	1.97	0.97	1.06	0.16	---
32956	7/16" x 1/4"	1.75	0.97	0.56	0.05	---
32957	7/16" x 3/8"	1.73	0.97	0.70	0.07	---
32958	7/16" x 1/2"	1.87	0.97	0.88	0.10	---
32302	1/2" x 1/8"	1.57	0.95	0.56	0.06	---
32015	1/2" x 1/4"	1.72	0.97	0.56	0.04	---
32016	1/2" x 3/8"	1.76	0.97	0.68	0.07	---
32017	1/2" x 1/2"	1.87	0.96	0.87	0.11	---
32018	1/2" x 3/4"	1.94	0.97	1.06	0.16	---
32303	1/2" x 1"	2.31	0.99	1.37	0.33	---
32304	5/8" x 1/4"	1.67	0.92	0.68	0.06	---
32019	5/8" x 3/8"	1.76	0.97	0.68	0.08	---
32020	5/8" x 1/2"	1.87	0.96	0.87	0.11	---
32021	5/8" x 3/4"	1.87	0.96	1.06	0.14	---
32305	5/8" x 1"	2.31	0.96	1.37	0.36	---
32915	3/4" x 1/4"	1.64	0.87	0.81	0.11	---
32306	3/4" x 3/8"	1.65	0.87	0.81	0.12	---
32022	3/4" x 1/2"	1.87	0.96	0.87	0.14	---
32023	3/4" x 3/4"	1.87	0.96	1.06	0.15	---
32316	3/4" x 1"	2.55	1.15	1.37	0.38	---
32918	7/8" x 3/4"					
32959	1" x 3/8"					
32307	1" x 1/2"	1.80	0.87	1.06	0.18	---
32024	1" x 3/4"	2.19	1.19	1.06	0.32	---
32025	1" x 1"	2.48	1.19	1.37	0.39	---
32919	1" x 1-1/4"					
32029	1-1/4" x 3/4"	2.37	1.19	1.37	0.35	---
32028	1-1/4" x 1"	2.55	1.19	1.37	0.46	---


**WARNING:** This product can expose you to chemicals, including lead, which are known to the State of California to cause cancer and birth defects or other reproductive harm. For more information, visit [www.P65Warnings.ca.gov](http://www.P65Warnings.ca.gov)

BRASS

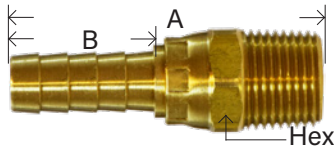
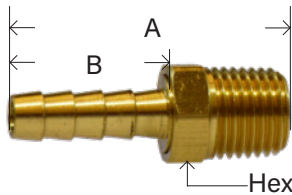
4244 PGH 101 102 201A 125HBL 105B-1 KF-PS MPB

**HOSE BARB**

## BRASS FITTINGS

**BRASS RIGID MALE BSPT BARB ADAPTER**29SWV  
29MS


PART #	HOSE I.D. X MALE BSPT	LIST PRICE
32450	1/4" x 1/8"	---
32451	1/4" x 1/4"	---
32452	3/8" x 1/4"	---
32453	3/8" x 3/8"	---
32454	3/8" x 1/2"	---
32455	1/2" x 3/8"	---
32456	1/2" x 1/2"	---
32457	3/4" x 3/4"	---
32458	1" x 1"	---

**SWIVEL MALE ADAPTER**Rotation 360°  
NBR O-Ring

PART #	HOSE I.D. X MALE NPTF	A	B	HEX	APPROX. WT. LBS.	LIST PRICE
32329	3/16" x 1/8"	2.00	0.78	0.56	0.06	---
32331	3/16" x 1/4"	1.95	0.78	0.56	0.06	---
32332	1/4" x 1/8"	2.19	0.97	0.56	0.06	---
32349	1/4" x 1/4"	2.12	0.97	0.56	0.06	---
32351	3/8" x 1/8"	2.12	0.97	0.56	0.07	---
32201	3/8" x 1/4"	2.12	0.97	0.56	0.07	---
32360	3/8" x 3/8"	2.12	0.97	0.69	0.08	---
32355	1/2" x 3/8"	2.12	0.97	0.68	0.10	---
32356	1/2" x 1/2"	2.33	0.97	0.87	0.14	---
32357	3/4" x 3/4"	2.33	0.97	1.06	0.20	---
32386	1" x 1"	2.88	1.19	1.38	0.40	---

SMS 103

PART #	HOSE I.D. X MALE NPTF	A	B	HEX	APPROX. WT. LBS.	LIST PRICE
32200	1/4" x 1/4"	1.65	.89	0.56	0.04	---
32202	3/8" x 3/8"	1.75	1.00	0.68	0.08	---

**MENDER/ SPLICER**29S  
129S

PART #	HOSE I.D. X HOSE I.D.	A	B	O.D.	APPROX. WT. LBS.	LIST PRICE
32091	1/8"	0.98	0.45	0.31	0.01	---
32092	3/16"	1.62	0.77	0.36	0.02	---
32093	1/4"	2.00	0.96	0.37	0.02	---
32079	1/4" x 1/8"	1.50	0.97	0.37	0.02	---
32094	5/16"	2.00	0.96	0.39	0.02	---
32090	5/16" x 1/4"	2.00	0.97	0.50	0.03	---
32095	3/8"	2.00	0.97	0.51	0.04	---
32960	3/8 x 1/8	1.58	1.00	0.50	0.03	---
32961	3/8 x 3/16	1.75	1.00	0.50	0.03	---
32080	3/8" x 1/4"	2.06	0.97	0.56	0.03	---
32375	3/8" x 5/16"	2.00	0.97	0.50	0.03	---
32096	1/2"	2.00	0.96	0.62	0.06	---
32087	1/2" x 3/8"	2.06	0.97	0.71	0.06	---
32097	5/8"	2.05	0.96	0.75	0.08	---
32088	5/8" x 3/8"	2.06	0.97	0.75	0.06	---
32376	5/8" x 1/2"	2.06	0.97	0.75	0.07	---
32098	3/4"	2.50	1.15	0.87	0.10	---
32089	3/4" x 1/2"	2.28	1.19	0.87	0.10	---
32379	3/4" x 5/8"	2.02	0.96	0.87	0.10	---
32380	1" x 3/4"	2.58	1.19	1.12	0.18	---
32099	1"	3.00	1.44	1.12	0.23	---

MSB 122HBL HM 129 178 73 108

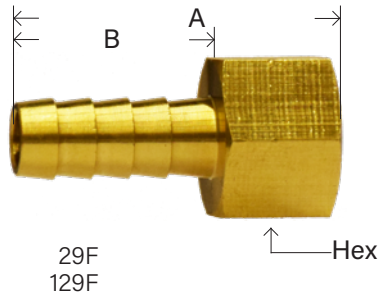
**WARNING:** This product can expose you to chemicals, including lead, which are known to the State of California to cause cancer and birth defects or other reproductive harm. For more information, visit [www.P65Warnings.ca.gov](http://www.P65Warnings.ca.gov)



# HOSE BARB

## BRASS FITTINGS

### RIGID FEMALE ADAPTER



PART #	HOSE I.D. X FEMALE NPTF	A	B	HEX	APPROX. WT. LBS.	LIST PRICE
32050	1/8" x 1/8"	0.96	0.46	0.50	0.02	---
32317	1/8" x 1/4"	1.15	0.46	0.62	0.04	---
32051	3/16" x 1/8"	1.10	0.68	0.50	0.02	---
32062	3/16" x 1/4"	1.44	0.75	0.62	0.04	---
32052	1/4" x 1/8"	1.35	0.93	0.50	0.02	---
32053	1/4" x 1/4"	1.60	0.97	0.62	0.06	---
32054	1/4" x 3/8"	1.65	1.03	0.75	0.04	---
32441	1/4" x 1/2"	1.66	0.97	0.93	0.08	---
32055	5/16" x 1/8"	1.47	0.97	0.56	0.04	---
32056	5/16" x 1/4"	1.66	0.97	0.62	0.04	---
32318	5/16" x 3/8"	1.66	0.97	0.75	0.06	---
32320	5/16" x 1/2"	1.67	0.96	0.93	0.08	---
32057	3/8" x 1/8"	1.47	0.97	0.56	0.04	---
32058	3/8" x 1/4"	1.61	0.97	0.62	0.06	---
32059	3/8" x 3/8"	1.63	1.00	0.81	0.08	---
32063	3/8" x 1/2"	1.72	0.94	0.93	0.12	---
32442	3/8" x 3/4"	1.97	0.97	1.18	0.20	---
32449	1/2" x 1/8"	1.51	0.98	0.56	0.06	---
32064	1/2" x 1/4"	1.66	0.96	0.62	0.08	---
32060	1/2" x 3/8"	1.66	0.97	0.75	0.08	---
32061	1/2" x 1/2"	1.76	0.96	0.93	0.12	---
32443	1/2" x 3/4"	1.97	0.97	1.18	0.26	---
32444	5/8" x 3/8"	1.66	0.97	0.75	0.08	---
32445	5/8" x 1/2"	1.66	0.97	0.93	0.10	---
32446	5/8" x 3/4"	1.97	0.97	1.18	0.21	---
32447	3/4" x 1/2"	1.88	1.19	0.93	0.13	---
32065	3/4" x 3/4"	2.19	1.21	1.18	0.22	---
32049	1" x 3/4"	2.19	1.19	1.18	0.26	---
32321	1" x 1"	2.32	1.19	1.44	0.35	---
32448	1-1/4" x 1"	2.32	1.19	1.43	0.44	---

209A 128 29A 29F 126HB 126 FPB 105B-2 KF-RS 104 144


### SWIVEL FEMALE ADAPTER NPTF



PART #	HOSE I.D. X FEMALE NPTF	A	B	HEX	APPROX. WT. LBS.	LIST PRICE
32470	1/4" x 1/4"	1.80	0.97	0.62	0.06	---
32472	3/8" x 1/4"	1.80	0.97	0.62	0.06	---
32473	3/8" x 3/8"	1.82	0.97	0.75	0.09	---
32475	1/2" x 3/8"	1.82	0.97	0.75	0.09	---
32476	1/2" x 1/2"	1.86	0.97	0.93	0.14	---

### HIGH VOLUME MALE SWIVEL

• 300 PSI • Nitrile Buna (NBR) O-Ring



PART #	HOSE I.D. X MALE NPTF	A	B	HEX	APPROX. WT. LBS.	LIST PRICE
32781	3/8" x 1/4"	1.83	0.87	0.62	0.07	---

4065

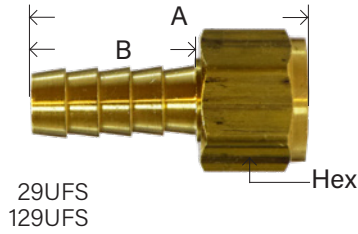
**HOSE BARB**

## BRASS FITTINGS

**SWIVEL FEMALE ADAPTER - With Gasket**

- NPSM Thread

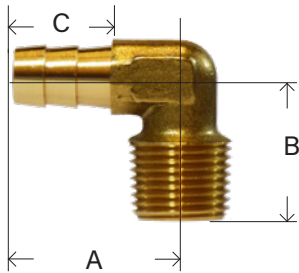
National Pipe Straight Gasket Seal Swivel



- Not recommend for water due to fiber gasket - for air service only.

PART #	HOSE I.D. X FEMALE NPSM	A	B	HEX	APPROX. WT. LBS.	LIST PRICE
32132	3/16" x 1/8"	1.19	0.75	0.50	0.03	---
32133	3/16" x 1/4"	1.28	0.75	0.62	0.04	---
32120	1/4" x 1/8"	1.41	0.97	0.50	0.02	---
32121	1/4" x 1/4"	1.50	0.97	0.62	0.02	---
32129	1/4" x 3/8"	1.63	0.97	0.75	0.04	---
32122	3/8" x 1/4"	1.54	1.00	0.62	0.06	---
32123	3/8" x 3/8"	1.60	0.97	0.75	0.06	---
32354	3/8" x 1/2"	1.66	0.97	0.93	0.10	---
32124	1/2" x 3/8"	1.60	0.97	0.75	0.08	---
32125	1/2" x 1/2"	1.66	0.97	0.93	0.12	---
32117	1/2" x 3/4"	1.82	1.19	1.18	0.16	---
32118	5/8" x 3/4"	1.82	1.19	1.18	0.18	---
32119	3/4" x 3/4"	1.82	1.19	1.18	0.14	---

130 126 29F5G KF-RN NPSM Gasket Seat

**FORGED HOSE BARB 90° ELBOW**

29E  
129E



32-330

\*\*Square Barstock Body

PART #	HOSE I.D. X MALE NPTF	A	B	C	BODY SIZE	APPROX. WT. LBS.	LIST PRICE
32308	3/16" x 1/8"	0.95	0.70	0.66	0.37	0.02	---
32391	3/16" x 1/4"	1.00	0.84	0.63	0.46	0.10	---
32038	1/4" x 1/8"	1.01	0.81	0.71	0.47	0.06	---
32039	1/4" x 1/4"	1.01	0.87	0.63	0.47	0.06	---
32309	1/4" x 3/8"	1.08	0.97	0.73	0.69	0.12	---
32036	5/16" x 1/8"	1.01	0.81	0.63	0.47	0.04	---
32040	5/16" x 1/4"	1.01	0.87	0.63	0.47	0.06	---
32310	5/16" x 3/8"	1.06	0.94	0.63	0.50	0.06	---
32046	3/8" x 1/8"	1.01	0.81	0.63	0.47	0.06	---
32041	3/8" x 1/4"	1.02	0.88	0.65	0.47	0.06	---
32042	3/8" x 3/8"	1.09	0.93	0.68	0.50	0.08	---
32047	3/8" x 1/2"	1.11	1.09	0.63	0.59	0.10	---
32048	1/2" x 1/4"	1.06	1.00	0.68	0.59	0.10	---
32043	1/2" x 3/8"	1.06	1.09	0.69	0.59	0.10	---
32311	1/2" x 1/2"	1.31	1.19	0.87	0.56	0.12	---
32044	5/8" x 3/8"	1.12	1.06	0.61	0.56	0.12	---
32045	5/8" x 1/2"	1.12	1.12	0.68	0.63	0.14	---
32312	5/8" x 3/4"	1.46	1.26	0.93	1.06	0.32	---
32313	3/4" x 1/2"	1.31	1.28	0.87	0.85	0.22	---
32314	3/4" x 3/4"	1.46	1.26	0.91	1.06	0.32	---
32330	3/4" x 1"	1.57	1.64	0.90	1.34	0.64	---
32315	1" x 3/4"	1.60	1.40	0.95	1.06	0.32	---
32319	1" x 1"	1.69	1.64	0.98	1.30	0.43	---

129 HBE1 KF-PS90 HE-1 29E 146

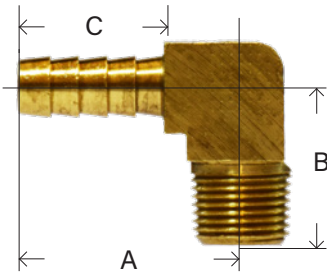
Dimension data can change without notice. Please check when dimensions are critical.

**WARNING:** This product can expose you to chemicals, including lead, which are known to the State of California to cause cancer and birth defects or other reproductive harm. For more information, visit [www.P65Warnings.ca.gov](http://www.P65Warnings.ca.gov)

# HOSE BARB

## BRASS FITTINGS

### BARSTOCK HOSE BARB 90° ELBOW


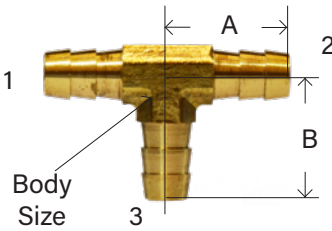


29EBS

PART #	HOSE I.D. X MALE NPTF	A	B	C	BODY SIZE	APPROX. WT. LBS.	LIST PRICE
32038B	1/4" X 1/8"	1.00	0.75	0.75	0.50	0.02	---
32039B	1/4" X 1/4"	1.02	0.91	0.74	0.56	0.04	---
32309B	1/4" X 3/8"	1.19	0.84	0.76	0.58	0.09	---
32041B	3/8" X 1/4"	1.32	0.89	0.97	0.58	0.08	---
32042B	3/8" X 3/8"	1.50	1.06	0.97	0.75	0.14	---
32047B	3/8" X 1/2"	1.52	1.25	0.97	0.90	0.26	---
32043B	1/2" X 3/8"	1.53	1.07	0.97	0.72	0.16	---
32311B	1/2" X 1/2"	1.53	1.25	0.97	0.90	0.26	---
32314B	3/4" X 3/4"	1.33	1.27	0.97	1.10	0.32	---

129HB

### HOSE BARB TEES

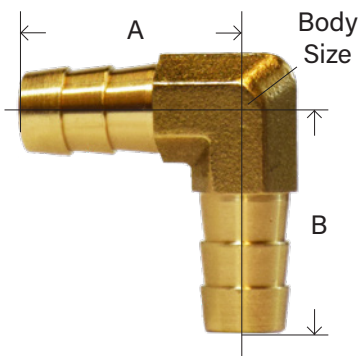


32-128

29T  
129T

PART #	HOSE BARB SIZE (1 & 2) X 3	A	B	BODY SIZE	APPROX. WT. LBS.	LIST PRICE
32367	1/8"	0.84	0.83	0.25	0.02	---
32368	3/16"	1.02	1.02	0.37	0.03	---
32365	1/4"	1.00	1.00	0.44	0.06	---
32350	(1/4") x 1/8"	0.94	0.94	0.44	0.04	---
32366	5/16"	1.00	1.00	0.44	0.06	---
32126	3/8"	1.01	1.01	0.43	0.06	---
32400	1/2"	1.02	1.00	0.43	0.08	---
32352	(1/2") x 3/8"	1.26	1.26	0.43	0.10	---
32361	5/8"	1.26	1.26	0.75	0.16	---
32363	3/4"	1.45	1.45	0.90	0.18	---
32353	(3/4") x 1/2"	1.41	1.41	0.88	0.23	---
32128	3/8" HB x 1/4" MIP	1.00	0.94	0.43	0.06	---

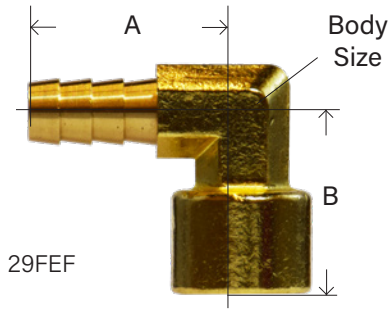
### 90° HOSE BARB ELBOW



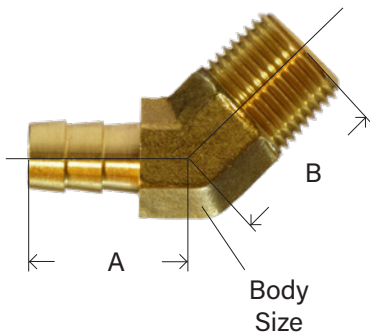
PART #	HOSE I.D. X HOSE I.D.	A	B	BODY SIZE	APPROX. WT. LBS.	LIST PRICE
32429	1/8" x 1/8"	0.55	0.55	0.37	0.03	---
32433	3/16" x 3/16"	0.90	0.90	0.37	0.03	---
32412	1/4" x 1/8"	1.02	1.02	0.44	0.04	---
32413	1/4" x 1/4"	1.01	1.01	0.44	0.04	---
32425	5/16" x 5/16"	1.15	1.15	0.48	0.05	---
32414	3/8" x 1/8"	1.01	1.01	0.44	0.04	---
32415	3/8" x 1/4"	1.00	1.00	0.44	0.04	---
32416	3/8" x 3/8"	1.02	1.02	0.44	0.04	---
32417	3/8" x 1/2"	1.24	1.10	0.50	0.06	---
32418	1/2" x 1/4"	1.24	1.08	0.50	0.06	---
32419	1/2" x 3/8"	1.22	1.09	0.50	0.06	---
32420	1/2" x 1/2"	1.24	1.24	0.50	0.06	---
32434	5/8" x 5/8"	1.20	1.20	0.75	0.16	---
32435	3/4" x 1/2"	1.41	1.41	0.88	0.21	---
32436	3/4" x 3/4"	1.41	1.41	0.88	0.21	---

**HOSE BARB**

## BRASS FITTINGS

**90° FEMALE HOSE BARB ELBOW**

PART #	HOSE I.D. X FEMALE NPTF	A	B	BODY SIZE	APPROX. WT. LBS.	LIST PRICE
32401	1/4" x 1/8"	1.01	0.82	0.47	0.06	---
32402	1/4" x 1/4"	1.13	0.91	0.56	0.10	---
32403	3/8" x 1/8"	1.01	0.82	0.47	0.06	---
32404	3/8" x 1/4"	1.15	0.91	0.56	0.10	---
32405	3/8" x 3/8"	1.15	1.11	0.68	0.14	---
32406	3/8" x 1/2"	1.26	1.39	0.75	0.20	---
32407	1/2" x 1/4"	1.26	0.91	0.56	0.10	---
32410	1/2" x 3/8"	1.24	1.11	0.68	0.14	---
32411	1/2" x 1/2"	1.37	1.39	0.75	0.20	---
32409	3/4" x 3/4"	1.52	1.75	0.81	0.50	---

**45° ELBOW**

PART #	HOSE I.D. X MALE NPTF	A	B	BODY SIZE	APPROX. WT. LBS.	LIST PRICE
32110	1/4" x 1/8"	0.91	0.62	0.53	0.04	---
32109*	1/4" x 1/4"	1.00	0.62	0.57	0.06	---
32108	5/16" x 1/8"					
32134	5/16" x 1/4"					
32111	3/8" x 1/8"	0.83	0.66	0.53	0.04	---
32112	3/8" x 1/4"	0.82	0.84	0.53	0.06	---
32113	3/8" x 3/8"	0.93	0.87	0.59	0.08	---
32346	1/2" x 1/4"	1.00	0.84	0.59	0.08	---
32114	1/2" x 3/8"	1.00	0.88	0.59	0.08	---
32116	1/2" x 1/2"	1.15	0.94	0.59	0.12	---
32115	5/8" x 3/8"	0.97	0.88	0.59	0.10	---
32345	3/4" x 1/2"	1.15	0.94	0.81	0.13	---

\* Barstock

140 HE145 139HB KF-PS45 13945

**CROSSES**

PART #	HOSE ID	LIST PRICE
32608	1/4	---
32609	5/16	---
32610	3/8	---

**WARNING:** This product can expose you to chemicals, including lead, which are known to the State of California to cause cancer and birth defects or other reproductive harm. For more information, visit [www.P65Warnings.ca.gov](http://www.P65Warnings.ca.gov)

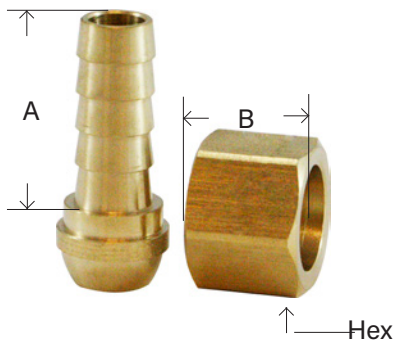


# HOSE BARB

## BRASS FITTINGS

### BALL END SWIVEL

NPSM - Ball seat type




29FS  
129FS

PART #	HOSE I.D. X NPSM	A	B	HEX	APPROX. WT. LBS.	LIST PRICE
32066	1/8" x 1/8"	0.46	0.44	0.50	0.03	---
32067	3/16" x 1/8"	0.75	0.44	0.50	0.03	---
32068	3/16" x 1/4"	0.75	0.52	0.62	0.04	---
32069	1/4" x 1/8"	0.97	0.44	0.50	0.04	---
32070	1/4" x 1/4"	0.97	0.53	0.62	0.06	---
32078	1/4" x 3/8"	0.97	0.63	0.75	0.06	---
32071	5/16" x 1/4"	0.97	0.52	0.62	0.05	---
32072	3/8" x 1/4"	0.97	0.53	0.62	0.06	---
32073	3/8" x 3/8"	0.97	0.59	0.75	0.08	---
32074	3/8" x 1/2"	0.97	0.69	0.94	0.14	---
32075	1/2" x 3/8"	0.97	0.59	0.75	0.08	---
32076	1/2" x 1/2"	0.97	0.69	0.94	0.10	---
32077	3/4" x 3/4"	0.97	0.70	1.12	0.14	---

128HBSLV 29FS 209AS 124 131

### BALLSEAT MALE ADAPTER

Beveled seat




30° Seat

PART #	NPSM X MALE NPTF	A	HEX	APPROX. WT. LBS.	LIST PRICE
32359	1/8" x 1/8"	0.94	0.43	0.03	---
32034	1/4" x 1/8"	1.06	0.56	0.04	---
32030	1/4" x 1/4"	1.25	0.56	0.06	---
32362	3/8" x 1/4"	1.28	0.68	0.08	---
32031	3/8" x 3/8"	1.30	0.68	0.08	---
32392	3/8" x 1/2"	1.47	0.88	0.13	---
32364	1/2" x 3/8"	1.35	0.87	0.10	---
32032	1/2" x 1/2"	1.53	0.87	0.14	---
32033	3/4" x 3/4"	1.53	1.06	0.20	---

172 134 127HB 122AS

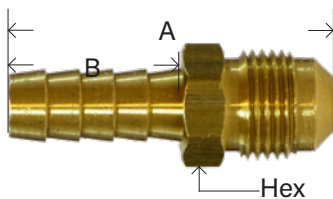
### BALLSEAT UNION



30° Seat

PART #	NPSM X NPSM	A	HEX	APPROX. WT. LBS.	LIST PRICE
32460	1/8"	0.79	0.43	0.02	---
32461	1/4"	1.09	0.56	0.04	---
32462	3/8"	1.19	0.68	0.07	---
32463	1/2"	1.31	0.87	0.10	---

### 45° FLARE ADAPTER



29SAE  
129SAE

PART #	HOSE I.D. X 45° FLARE	THREAD	A	B	HEX	APPROX. WT. LBS.	LIST PRICE
32322	3/16" x 1/4"	7/16-20	1.5	0.75	0.43	0.03	---
32081	1/4" x 1/4"	7/16-20	1.72	0.97	0.43	0.03	---
32082	1/4" x 3/8"	5/8-18	1.82	0.97	0.62	0.07	---
32083	5/16" x 5/16"	1/2-20	1.75	0.97	0.50	0.08	---
32084	3/8" x 3/8"	5/8-18	1.82	0.97	0.62	0.08	---
32085	3/8" x 1/2"	3/4-16	1.97	0.97	0.75	0.10	---
32086	1/2" x 1/2"	3/4-16	1.97	0.97	0.75	0.10	---

142 201BF KF-MS KDS


### COMPRESSION ADAPTER - BARB X MALE COMPRESSION THREAD



PART #	SIZE	LIST PRICE
18534	1/4" x 1/4"	---

**HOSE BARB**

## BRASS FITTINGS

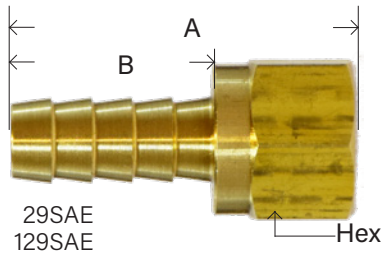
**DUAL 45°/ 37° FLARE SWIVEL**

CRIMP STYLE

PART #	HOSE ID X DUAL SEAT	THREAD	A	B	HEX	APPROX. WT. LBS.	LIST PRICE
32107	3/16" x 1/4"	7/16-20	1.34	0.75	0.56	0.04	---
32107C**	3/16 X 1/4	7/16-20	1.42	0.78	0.56	0.04	---
32337	1/4" x 1/4"	7/16-20	1.56	0.97	0.56	0.04	---
32337C**	1/4" X 1/4"	7/16-20	1.60	0.97	0.56	0.04	---
32102	1/4" x 5/16"	1/2-20	1.61	0.97	0.62	0.06	---
32339	5/16" x 5/16"	1/2-20	1.60	0.97	0.62	0.06	---
32340	3/8" x 1/2"	3/4-16	1.68	0.97	0.87	0.10	---
32341	1/2" x 1/2"	3/4-16	1.68	0.97	0.87	0.10	---
32341C**	1/2" X 1/2"	3/4-16	1.75	0.97	0.87	0.09	---
32342	1/2" x 5/8"	7/8-14	1.76	0.97	1.00	0.12	---
32394**	5/8" x 5/8"	7/8-14	1.83	0.97	1.00	0.14	---
32394C	5/8" x 5/8"						

\*\* Swivel crimp style

KDS


**FEMALE 45° FLARE SWIVEL**29SAE  
129SAE

CRIMP STYLE

PART #	HOSE I.D. X FEMALE 45° FLARE	UNF THREAD	A	B	HEX	APPROX. WT. LBS.	LIST PRICE
32326	3/16" x 3/16"	3/8-24	1.19	0.75	0.43	0.04	---
30295**	3/16" x 3/8"	5/8-18	1.82	0.90	0.75	0.04	---
32101	1/4" x 1/4"	7/16-20	1.57	0.97	0.56	0.04	---
32103	1/4" x 3/8"	5/8-18	1.64	0.97	0.75	0.08	---
32104	5/16" x 5/16"	1/2-20	1.61	0.97	0.62	0.05	---
32327	5/16" x 3/8"	5/8-18	1.67	0.97	0.75	0.08	---
32105	3/8" x 3/8"	5/8-18	1.64	0.97	0.75	0.08	---
32105C**	3/8" x 3/8"	5/8-18	1.71	0.97	0.75	0.07	---
32106	3/8" x 1/2"	3/4-16	1.81	0.97	0.87	0.10	---
32100	1/2" x 1/2"	3/4-16	1.68	0.97	0.87	0.12	---
32328	3/4" x 3/4"	1-1/16-14	2.00	0.97	1.25	0.20	---

\*\* Swivel crimp style (crimped on the outside of fitting)

29SAE 209ASF 146HBLFSV KF-NS 128 FSS 146 144

**FEMALE 37° J.I.C. FLARE SWIVEL**

CRIMP STYLE

PART #	HOSE ID X FEMALE 37° FLARE	THREAD	A	B	HEX	APPROX. WT. LBS.	LIST PRICE
32334	1/4" x 3/8"	9/16-18	1.60	0.97	0.68	0.06	---
32335	5/16" x 3/8"	9/16-18	1.60	0.97	0.68	0.06	---
32336	3/8" x 3/8"	9/16-18	1.60	0.97	0.68	0.10	---
32336C	3/8" X 3/8"	9/16-18	1.66	0.97	0.68	0.06	---
32338	3/4" x 3/4"	1-1/16-12	2.00	0.97	1.25	0.20	---
32338SS	3/4" x 3/4"	1-1/16-12	2.00	0.97	1.25	0.24	---
32338C	3/4" x 3/4"	1-1/16-12	2.13	1.19	1.25	0.20	---
32397	1" x 1"	1-5/16-12	2.31	1.19	1.50	0.33	---
32397C	1" x 1"						

KJS

**REUSABLE MALE FITTINGS**

29RU17

PART #	HOSE ID	HOSE OD	MALE NPTF	LIST PRICE
32727	1/4"	1/2"	1/4"	---
32726	1/4"	5/8"	1/4"	---
32742	3/8"	5/8"	1/4"	---
32744	3/8"	11/16"	1/4"	---
32725	3/8"	3/4"	1/4"	---
32747	3/8"	5/8"	3/8"	---
32750	3/8"	11/16"	3/8"	---
32746	1/2"	7/8"	1/2"	---



# HOSE BARB

## BRASS FITTINGS

**Typical Application:** Low pressure air, fuel and oil applications. Generally used for automotive, light truck, and small engine fuel lines. Use with fuel hose SAE 30R7 & SAE 30R9.

**Advantages:** Easy to assemble, just push the fitting into the hose & clamp. Good selection of configurations at reasonable cost.

### MALE CONNECTOR HOSE BARB X MALE PIPE



159  
29SB

PART #	HOSE ID	MIP	IND #	LIST PRICE
38800	3/16	1/8	1541	---
38802	1/4	1/8	1537	---
32377	1/4	1/4	1581	---
38806	5/16	1/8	1551	---
38808	5/16	1/4	1555	---
38810	3/8	1/8	1565	---
32381	3/8	1/4	1564	---
32382	3/8	3/8	1566	---
32383	1/2	3/8		---
32384	1/2	1/2		---
32385	5/8	1/2	1431	---
32387	3/4	1/2	1430	---
32388	3/4	3/4		---

68HB

### BUBBLE BARB MALE ADAPTER

BUBBLE X MIP



PART #	BUBBLE X MIP	LIST PRICE
32176	3/8 x 3/8	---
32177	1/2 x 1/4	---
32178	1/2 x 3/8	---
32179	1/2 x 1/2	---
32182	5/8 x 3/8	---
32183	5/8 x 1/2	---
32184	3/4 x 1/2	---
32180	3/4 x 3/4	---
32185	1 x 3/4	---
32181	1 x 1	---

### INVERTED FLARE MALE CONNECTOR

HOSE BARB X INVERTED FLARE

159IN  
291FSB



PART #	HOSE ID	INV. FLARE	IND #	LIST PRICE
38828	5/16	1/4	1598	---
38830	5/16	5/16	1560	---
38832	5/16	3/8	1561	---
38834	3/8	5/16	1568	---
38836	3/8	3/8	1570	---

269HB

### 90° MALE ELBOW

HOSE BARB X MALE PIPE

29ESB



PART #	HOSE ID	MIP	IND #	LIST PRICE
38860	1/4	1/8	1582	---
38862	5/16	1/8	1556	---
38864	5/16	1/4	1557	---
38866	3/8	1/8	1572	---
38868	3/8	1/4	1571	---

### BUBBLE BARB

159E




PART #	HOSE ID	MIP	LIST PRICE
32186	3/8	3/8	---
32194	1/2	1/4	---
32187	1/2	3/8	---
32191	1/2	1/2	---
32195	5/8	1/4	---
32188	5/8	3/8	---
32189	5/8	1/2	---
32190	3/4	1/2	---
32192	3/4	3/4	---

**WELDED HOSE FITTINGS**

## BRASS FITTINGS

**INVERTED FLARE MALE SWIVEL 90° ELBOW  
HOSE BARB X TUBE O.D.**

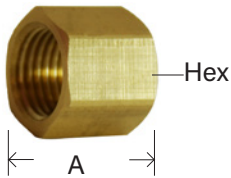
PART #	HOSE ID	INV. FLARE	IND #	LIST PRICE
38873	5/16	5/16	1405	---
38874	3/8	3/8	1407	---

**STEM ONLY - WELDING HOSE CONNECTOR**

PART #	HOSE I.D.	A	APPROX. WT. LBS.	LIST PRICE
30410	3/16"	1.43	0.02	---
30411	1/4"	1.43	0.02	---
30413	3/8"	1.43	0.04	---

Assemble with nuts below.

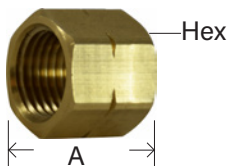
201RWA WRS WLS

**RIGHT HAND 9/16 - 18 FOR OXYGEN LINE - WELDING HOSE NUT**

PART #	SIZE	A	HEX	APPROX. WT. LBS.	LIST PRICE
30420	R.H. Nut only	0.63	0.68	0.04	---

Assemble with stem above.


201RWA WRS KF-PE 152

**LEFT HAND 9/16 - 18 FOR ACETYLENE LINE - WELDING HOSE NUT**

PART #	SIZE	A	HEX	APPROX. WT. LBS.	LIST PRICE
30421	L.H. Nut only	0.63	0.68	0.04	---

Assemble with stem above.


209LWA WLS 154 KF-RE

**RIGHT HAND 9/16 - 18 #122RWA - WELDING HOSE CONNECTOR**651  
WH42R

PART #	SIZE	A	HEX	APPROX. WT. LBS.	LIST PRICE
30401	1/4"-18	1.30	0.62	0.06	---
32437	3/8"-18	1.30	0.68	0.09	---
32438*	9/16"-18	1.25	0.68	0.07	---

\* Right UNF thread

156

**LEFT HAND 9/16 - 18 #122LWA - WELDING HOSE CONNECTOR**652  
WH42L

PART #	SIZE	A	HEX	APPROX. WT. LBS.	LIST PRICE
30406	1/4"-18	1.30	0.62	0.06	---
32439	3/8"-18	1.30	0.68	0.09	---
32440*	9/16"-18	1.25	0.68	0.07	---

\* Left UNF thread

158

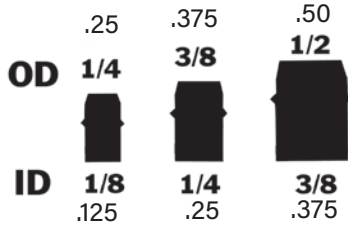
**WARNING:** This product can expose you to chemicals, including lead, which are known to the State of California to cause cancer and birth defects or other reproductive harm. For more information, visit [www.P65Warnings.ca.gov](http://www.P65Warnings.ca.gov)

# BARBED FOR PLASTIC TUBING

## BRASS FITTINGS

### BRASS BARBS FOR POLYETHYLENE TUBING

- Quick connecting fittings that do not require tube preparations for hand assembly. Inexpensive with excellent resistance to vibration.
- All sizes are tube O.D. (I.D.)



### UNION



29MBS  
TUBE O.D. (TUBE I.D.) X TUBE O.D. (TUBE I.D.)

PART #	SIZE	LIST PRICE
21003	1/4(1/8) x 1/4(1/8)	---
21007	3/8(1/4) x 1/4(1/8)	---

1062 962

### MALE ADAPTER



29MB  
TUBE O.D. (TUBE I.D.) X MALE PIPE

PART #	SIZE	LIST PRICE
21023	1/4(1/8) x 1/8	---
21025	1/4(1/8) x 1/4	---
21027	3/8(1/4) x 1/8	---

1068 968 688

### BULKHEAD UNION



29MBHS  
TUBE O.D. (TUBE I.D.)

PART #	SIZE	LIST PRICE
21082	1/4(1/8)	---

1074

### UNION ELBOW



1065  
965

29BEMB  
TUBE O.D. (I.D.)

PART #	SIZE	LIST PRICE
21095	1/4(1/8)	---
21097	3/8(1/4)	---

### MALE 90° ELBOW



29MBE  
TUBE O.D. (I.D.) X MALE PIPE

PART #	SIZE	LIST PRICE
21111	1/4(1/8) x 1/16	---
21113	1/4(1/8) x 1/8	---
21115	1/4(1/8) x 1/4	---
21117	3/8(1/4) x 1/8	---
21119	3/8(1/4) x 1/4	---
21121	1/2(3/8) x 3/8	---

1069 969 229

### UNION TEE




29MBT  
O.D. (I.D.) X O.D. (I.D.) X O.D. (I.D.)

PART #	SIZE	LIST PRICE
21151	1/4(1/8)	---
21155	3/8(1/4)	---
21161	1/2(3/8)	---

1064 964 224

### MALE BRANCH TEE




29MRMT

PART #	SIZE	LIST PRICE
21193	1/4(1/8) x 1/4(1/8) x 1/8	---
21195	3/8(1/4) x 3/8(1/4) x 1/8	---

1072 972 232

### FEMALE BRANCH TEE



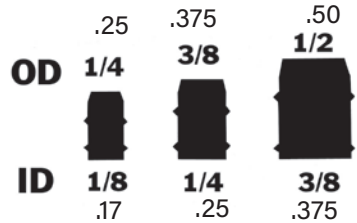
29MBPT  
O.D. (I.D.) X O.D. (I.D.) X FEMALE PIPE

PART #	SIZE	LIST PRICE
21207	1/4(1/8) x 1/4(1/8) x 1/8	---

1077 978

### TWO BARB FITTINGS

More Sizes Available - Please Ask!



### MALE ADAPTER PIPE



TUBE O.D. (I.D.) X MALE PIPE

PART #	SIZE	LIST PRICE
32150	1/4(1/8) x 1/8	---
32153	3/8(1/4) x 1/4	---

28

### UNION TEE



PART #	TUBE O.D. (I.D.)	LIST PRICE
32159	1/4(1/8 ID)	---
32160	3/8(1/4 ID)	---

### 90° ELBOW



PART #	TUBE O.D. (I.D.)	LIST PRICE
32170	1/4(1/8 ID)	---
32171	3/8(1/4 ID)	---


225

**BARSTOCK/ CAST SS HOSE BARB**

BRASS FITTINGS

**316 STAINLESS STEEL MACHINED RIGID  
MALE ADAPTER**

PART #	HOSE I.D. X NPT	LIST PRICE
32001SS	1/8" x 1/8"	---
32002SS	3/16" x 1/8"	---
32003SS	3/16" x 1/4"	---
32004SS	1/4" x 1/8"	---
32005SS	1/4" x 1/4"	---
32006SS	1/4" x 3/8"	---
32008SS	5/16" x 1/8"	---
32009SS	5/16" x 1/4"	---
32010SS	5/16" x 3/8"	---
32011SS	3/8" x 1/8"	---
32012SS	3/8" x 1/4"	---
32013SS	3/8" x 3/8"	---
32014SS	3/8" x 1/2"	---
32015SS	1/2" x 1/4"	---
32016SS	1/2" x 3/8"	---
32017SS	1/2" x 1/2"	---
32018SS	1/2" x 3/4"	---
32019SS	5/8" x 3/8"	---
32020SS	5/8" x 1/2"	---
32021SS	5/8" x 3/4"	---
32022SS	3/4" x 1/2"	---
32023SS	3/4" x 3/4"	---
32024SS	1" x 3/4"	---

**316 STAINLESS STEEL SPLICER**

PART #	HOSE I.D. X HOSE I.D.	A	B	LIST PRICE
32091SS	1/8"			---
32093SS	1/4"	2.03	0.97	---
32094SS	5/16"			---
32095SS	3/8"	2.06	0.97	---
32096SS	1/2"	2.06	0.97	---
32098SS	3/4"	2.50	1.19	---

**316 STAINLESS STEEL BARB ELBOW**

PART #	HOSE I.D. X NPT	LIST PRICE
32038SS	1/4 x 1/8	---
32039SS	1/4 x 1/4	---
32041SS	3/8 x 1/4	---
32042SS	3/8 x 3/8	---
32043SS	1/2" x 3/8"	---
32311SS	1/2 x 1/2	---
32314SS	3/4" x 3/4"	---

**304 STAINLESS STEEL HOSE NIPPLES**

• Cast

PART #	HOSE I.D. X MALE PIPE	LIST PRICE
73951	1/4"	---
73952	3/8"	---
73953	1/2"	---
73954	3/4"	---
73955	1"	---
73956	1-1/4"	---
73957	1-1/2"	---
73958	2"	---
73959	2-1/2"	---
73960	3"	---

**304 STAINLESS STEEL REDUCING HOSE NIPPLES**

• Cast

PART #	HOSE I.D. X MALE PIPE	LIST PRICE
73970	1/4" X 1/8"	---
73971	3/8" X 1/4"	---
73972	1/2" X 3/8"	---
73973	1/2" X 1/4"	---
73974	3/4" X 1/2"	---
73975	1" X 3/4"	---
73976	1" X 1/2"	---
73977	1-1/4" X 1"	---
73979	1-1/2" X 1-1/4"	---
73980	1-1/2" X 1"	---
73981	2" X 1-1/2"	---
73982	2" X 1-1/4"	---

**316 STAINLESS STEEL HOSE NIPPLES**

• Cast

PART #	HOSE I.D. X MALE PIPE	LIST PRICE
973951	1/4"	---
973952	3/8"	---
973953	1/2"	---
973954	3/4"	---
973955	1"	---
973956	1-1/4"	---
973957	1-1/2"	---
973958	2"	---
973959	2-1/2"	---
973990	3"	---
973991	4"	---

**WARNING:** This product can expose you to chemicals, including lead, which are known to the State of California to cause cancer and birth defects or other reproductive harm. For more information, visit [www.P65Warnings.ca.gov](http://www.P65Warnings.ca.gov)



# BEVERAGE FITTINGS

## BRASS FITTINGS

### BARB TO MALE PIPE ADAPTER



PART #	SIZE	LIST PRICE
34587	1/4" x 1/8"	---
34588	1/4" x 1/4"	---
34591	3/8" x 1/4"	---
34592	3/8" x 3/8"	---
34595	3/8" x 1/2"	---
34597	1/2" x 3/4"	---

### FEMALE FLARE SWIVEL SETS



PART #	SIZE	LIST PRICE
34501	1/4" x 1/4"	---
34502	5/16" x 1/4"	---
34504	3/8" x 3/8"	---

### ONE PIECE SWIVEL BARB X FE. FL



PART #	SIZE	LIST PRICE
34510	3/8" x 1/4"	---

### HOSE SPLICER (STRAIGHT)




PART #	SIZE	LIST PRICE
34532	3/16"	---
34533	1/4"	---
34534	1/4" x 3/16"	---
34535	3/8"	---
34543	3/8" x 1/4"	---
34540	1/2" x 3/8"	---

### PLUG



PART #	SIZE	LIST PRICE
34572	1/4"	---

### U-BEND



PART #	SIZE	A	LIST PRICE
34633	3/8"	2	---

### U-BEND W/MANIFOLD



### THINWALL

PART #	SIZE	LIST PRICE
34621T	1/4"	---
34622T	3/8"	---

### CROSS



### CROSS - THINWALL


PART #	SIZE	LIST PRICE
34635T	1/4"	---
34638T	3/8"	---

### Flo-Jet Fittings



PART #	SIZE	LIST PRICE
P-1520-000-TEE	1/4"	
P-1521-000-EL	1/4"	
P-1522-000	1/4"	

### Y TEES



### THINWALL

PART #	SIZE	A	LIST PRICE
34650T	1/4"	1-1/8	---
34652T	3/8"	1-1/4	---

### BARB HOSE TEES



PART #	SIZE	LIST PRICE
34562	1/4"	---
34563	3/8"	---

### REDUCING TEES

PART #	1&2	3	LIST PRICE
34567	1/4"	3/8"	---
34568	3/8"	1/4"	---

### THINWALL TEES



PART #	SIZE	LIST PRICE
34562T	1/4"	---
34563T	3/8"	---
34564T	1/2"	---

### 90° BARB SPLICER



PART #	SIZE	LIST PRICE
34551	1/4"	---
34550	5/16"	---
34552	3/8"	---

**PUSH ON HOSE BARB**

BRASS FITTINGS

**PUSH ON BARB FITTINGS**

**Typical Application:** Low Pressure Air, Fuel, Lube, and Oil Lines

• Pressure determined by tube material and hardness. Our parts have been tested to max 150 PSI.

**Advantages:** Easy assembly. No clamps needed!!

• **Assembly Instructions**

- 1- Lubricate insert.
- 2- Hold hose at angle as shown & push on and up over first barb.
- 3- Continue to push straight on until hose is seated under protective plastic cap. Keep hands back from hose end area so that hose can expand.

• **Disassembling Instructions**

- 1- Split hose. Do not cut completely through hose. Sealing edge of barb could be damaged.
- 2- Bend hose and remove with a quick pull.

See lead free section for lead free push-on barb fittings. **Stainless steel available at the end of this section.**

ACTUAL PROFILE OF PUSH ON BARBS




**WARNING:** This product can expose you to chemicals, including lead, which are known to the State of California to cause cancer and birth defects or other reproductive harm. For more information, visit [www.P65Warnings.ca.gov](http://www.P65Warnings.ca.gov)

# PUSH-ON FITTINGS

## BRASS FITTINGS

### MALE ADAPTER




29PO1  
129PO1

PART #	HOSE I.D. X MALE NPTF	A	B	HEX	APPROX. WT. LBS.	LIST PRICE
30200	1/4" x 1/8"	1.43	0.87	0.50	0.04	---
30201	1/4" x 1/4"	1.66	0.87	0.56	0.06	---
30211	1/4" x 3/8"	1.66	0.87	0.68	0.06	---
30208	1/4" x 1/2"	1.83	0.88	0.88	0.10	---
30212	5/16" x 1/8"	1.42	0.77	0.43	0.04	---
30213	5/16" x 1/4"	1.66	0.87	0.56	0.06	---
30202	3/8" x 1/8"	1.53	0.97	0.50	0.04	---
30203	3/8" x 1/4"	1.69	0.89	0.56	0.07	---
30204	3/8" x 3/8"	1.76	0.97	0.68	0.08	---
30205	3/8" x 1/2"	1.97	0.97	0.87	0.10	---
30392	3/8" x 3/4"	1.97	0.92	1.06	0.16	---
30216	1/2" x 1/4"	1.76	0.97	0.68	0.08	---
30206	1/2" x 3/8"	1.76	0.97	0.68	0.09	---
30207	1/2" x 1/2"	1.97	0.97	0.87	0.14	---
30217	1/2" x 3/4"	1.97	0.97	1.06	0.16	---
30218	1/2" x 1"	2.29	0.97	1.37	0.34	---
30219	5/8" x 3/8"	2.34	1.50	0.75	0.12	---
30209	5/8" x 1/2"	2.45	1.45	0.87	0.16	---
30214	5/8" x 3/4"	2.45	1.45	1.06	0.18	---
30215	3/4" x 1/2"	2.45	1.45	0.87	0.21	---
30210	3/4" x 3/4"	2.45	1.45	1.06	0.20	---
30238	1" x 3/4"	2.93	1.50	1.25	0.43	---
30239	1" x 1"	3.11	1.50	1.37	0.49	---

301 P990A HLM 100B-1 KA-MB 272 29PO 725 625 BPN 941 30182

### MALE SWIVEL

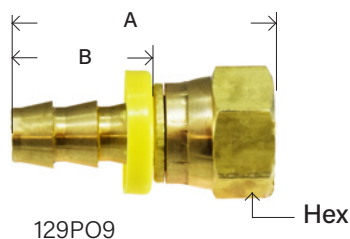


29PO9  
129PO2

PART #	HOSE I.D. X MALE NPTF	A	B	HEX	APPROX. WT. LBS.	LIST PRICE
30422	1/4" x 1/8"	2.07	0.87	0.56	0.06	---
30385	1/4" x 1/4"	2.02	0.87	0.56	0.06	---
30386	3/8" x 1/4"	2.12	0.97	0.56	0.08	---
30387	3/8" x 3/8"	2.12	0.97	0.68	0.08	---
30388	1/2" x 3/8"	2.12	0.97	0.68	0.10	---
30389	1/2" x 1/2"	2.33	0.97	0.87	0.14	---
30424	5/8" x 1/2"	2.80	1.45	0.88	0.18	---
30390	3/4" x 3/4"	2.80	1.45	1.06	0.24	---

921 HMS 285 31382

### FEMALE GASKET SEAL SWIVEL - NPSM



129PO9

• Not recommend for water due to fiber gasket - for air service only. For water, replace with rubber gasket


PART #	HOSE I.D. X GASKET SWIVEL (NPSM)	A	B	HEX	APPROX. WT. LBS.	LIST PRICE
30359	1/4" x 1/8"	1.39	0.77	0.50	0.03	---
30358	1/4" x 1/4"	1.47	0.82	0.68	0.06	---
30360	3/8" x 1/4"	1.61	1.00	0.68	0.06	---
30361	3/8" x 3/8"	1.77	0.97	0.81	0.08	---
30362	3/8" x 1/2"	1.80	0.92	0.93	0.09	---
30363	1/2" x 1/2"	1.90	1.02	0.93	0.11	---
30366	3/4" x 3/4"	2.36	1.55	1.18	0.32	---

280

Dimension data can change without notice. Please check when dimensions are critical.

**PUSH ON HOSE BARB**


## BRASS FITTINGS

**HOSE SPLICER**

29P08  
129PO14

PART #	HOSE I.D.	A	APPROX. WT. LBS.	LIST PRICE
30300	1/4"	1.87	0.04	---
30305	5/16"	1.80	0.04	---
30301	3/8"	2.00	0.06	---
30302	1/2"	2.01	0.08	---
30303	5/8"	3.03	0.14	---
30304	3/4"	3.03	0.14	---
30306	1"	3.21	0.28	---

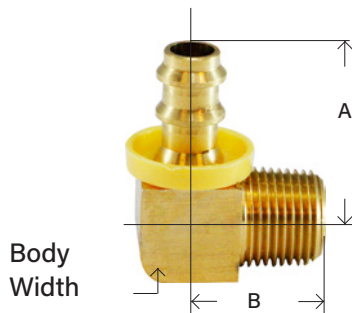
BPM 696 29SPO 296 915 729 100B-Y KA-RM MHL 296 38282

**RIGID FEMALE ADAPTER**

29PO2  
129PO7

PART #	HOSE I.D. X FEMALE NPTF	A	B	HEX	APPROX. WT. LBS.	LIST PRICE
30220	1/4" x 1/8"	1.35	0.87	0.50	0.02	---
30221	1/4" x 1/4"	1.51	0.87	0.62	0.06	---
30384	1/4" x 3/8"	1.51	0.77	0.75	0.06	---
30222	5/16" x 1/4"	1.51	0.87	0.62	0.06	---
30393	3/8" x 1/8"	1.47	0.92	0.56	0.06	---
30224	3/8" x 1/4"	1.61	0.97	0.62	0.06	---
30225	3/8" x 3/8"	1.63	0.97	0.75	0.06	---
30394	3/8" x 1/2"	1.66	0.92	0.93	0.12	---
30223	1/2" x 1/4"	1.76	1.02	0.68	0.08	---
30226	1/2" x 3/8"	1.63	0.97	0.75	0.08	---
30227	1/2" x 1/2"	1.77	0.97	0.93	0.14	---
30396	1/2" x 3/4"	2.07	1.02	1.18	0.20	---
30229	5/8" x 1/2"	2.24	1.48	0.93	0.11	---
30399	3/4" x 1/2"	2.24	1.50	0.93	0.14	---
30395	3/4" x 3/4"	2.55	1.50	1.18	0.24	---
30402	1" x 1"	2.68	1.55	1.43	0.37	---

30282 29FPO HLF 626 274 726 940

**MALE ELBOW**

Body  
Width

29POE  
129PO20

PART #	HOSE I.D. X MALE NPTF	A	B	BODY WIDTH	APPROX. WT. LBS.	LIST PRICE
30372	1/4" x 1/8"	0.98	0.75	0.50	0.04	---
30373	1/4" x 1/4"	1.04	0.95	0.56	0.06	---
30374	5/16" x 1/8"	1.02	0.94	0.50	0.06	---
30375	5/16" x 1/4"	1.09	0.94	0.56	0.08	---
30370	3/8" x 1/8"	1.11	0.75	0.50	0.10	---
30371	3/8" x 1/4"	1.13	0.90	0.56	0.10	---
30376	3/8" x 3/8"	1.21	0.92	0.70	0.12	---
30377	3/8" x 1/2"	1.30	1.19	0.87	0.22	---
30382	1/2" x 3/8"	1.32	1.02	0.70	0.13	---
30378	1/2" x 1/2"	1.50	1.19	0.87	0.22	---
30379	5/8" x 1/2"	1.98	1.19	0.87	0.26	---
30381	3/4" x 3/4"	2.07	1.28	1.06	0.34	---

100-C 29EPO 273

**WARNING:** This product can expose you to chemicals, including lead, which are known to the State of California to cause cancer and birth defects or other reproductive harm. For more information, visit [www.P65Warnings.ca.gov](http://www.P65Warnings.ca.gov)

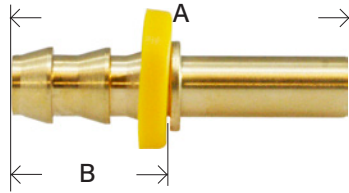




# PUSH ON HOSE BARB

## BRASS FITTINGS

### RIGID TUBE ADAPTER

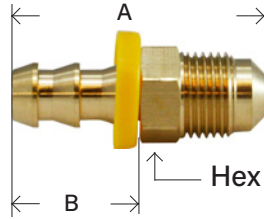


29PO1D  
129PO15

PART #	HOSE I.D. X O.D. TUBE	A	B	APPROX. WT. LBS.	LIST PRICE
30290	1/4" x 3/16"	1.68	0.77	0.04	---
30291	1/4" x 1/4"	1.88	0.77	0.04	---
30292	1/4" x 5/16"	1.88	0.77	0.04	---
30293	5/16" x 5/16"	1.91	0.79	0.04	---
30294	3/8" x 3/8"	2.03	0.92	0.06	---
30297	1/2" x 1/2"	2.13	1.02	0.06	---

294 100B-X KA-RL 303 732 694

### MALE SAE FLARE ADAPTER

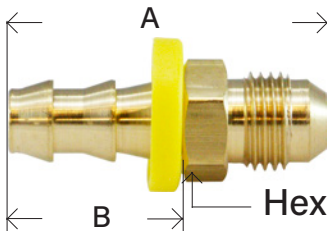


29PO3  
129PO4

PART #	HOSE I.D. X 45° MALE FLARE	UNF THREAD	A	B	HEX	APPROX. WT. LBS.	LIST PRICE
30240	1/4" x 1/4"	7/16-20	1.45	0.75	0.43	0.04	---
30241	1/4" x 5/16"	1/2-20	1.59	0.84	0.50	0.04	---
30249	5/16" x 5/16"	1/2-20	1.60	0.80	0.50	0.06	---
30271	3/8" x 5/16"	1/2-20	1.64	0.86	0.50	0.08	---
30243	3/8" x 3/8"	5/8-18	1.83	0.92	0.62	0.08	---
30245	1/2" x 1/2"	3/4-16	1.98	1.02	0.875	0.10	---
30246	5/8" x 5/8"	7/8-14	2.73	1.50	0.87	0.19	---
30247	3/4" x 3/4"	1-1/16-14	2.98	1.50	1.06	0.32	---

100B-3 KA-MS 727 945 682 302 282


### 37° MALE JIC FLARE ADAPTER



29PO11  
129PO6

PART #	HOSE I.D. X MALE JIC	UNF THREAD	A	B	HEX	APPROX. WT. LBS.	LIST PRICE
32900	1/4" x 1/4"	7/16-20	1.57	0.84	0.50	0.04	---
32901	1/4" x 5/16"	1/2-20	1.60	0.83	0.56	0.04	---
32906	1/4" x 3/8"	9/16-18	1.63	0.77	0.62	0.05	---
32902	3/8" x 3/8"	9/16-18	1.78	0.97	0.62	0.06	---
32903	1/2" x 1/2"	3/4-16	1.97	0.97	0.75	0.10	---
32907	5/8" x 5/8"	7/8-14	2.62	1.50	0.93	0.19	---
32905	3/4" x 3/4"	1-1/16-12	2.79	1.50	1.12	0.29	---

### SAE/JIC DUAL 45°/37° FEMALE SWIVEL



29PO5  
129PO10


PART #	HOSE I.D. X DUAL SEAT	UNF THREAD	A	B	HEX	APPROX. WT. LBS.	LIST PRICE
30230	1/4" x 1/4"	7/16-20	1.53	0.87	0.56	0.06	---
30231	1/4" x 5/16"	1/2-20	1.53	0.87	0.62	0.04	---
30232	5/16" x 5/16"	1/2-20	1.56	0.87	0.62	0.04	---
30427	3/8" x 5/16"	1/2-20	1.74	0.87	0.62	0.06	---
30233	3/8" x 1/2"	3/4-16	1.79	0.97	0.87	0.10	---
30234	1/2" x 1/2"	3/4-16	1.77	0.97	0.87	0.10	---
30235	1/2" x 5/8"	7/8-14	1.84	0.97	1.00	0.12	---
30236	5/8" x 1/2"	3/4-16	2.27	1.45	0.87	0.18	---
30237	5/8" x 5/8"	7/8-14	2.33	1.45	1.00	0.14	---
30428	3/4" x 5/8"	7/8-14	2.33	1.45	1.00	0.20	---

29FDS 287 HDF 309 735 690 P990-K 305 935/934

Dimension data can change without notice. Please see our website when dimensions are critical.

**PUSH ON HOSE BARB**


## BRASS FITTINGS

**45° SAE FLARE FEMALE SWIVEL**

29P06  
129PO14

PART #	HOSE I.D. X 45° FEMALE FLARE	UNF THREAD	A	B	HEX	APPROX. WT. LBS.	LIST PRICE
30250	1/4" x 1/4"	7/16-20	1.54	0.87	0.56	0.04	---
30251	1/4" x 5/16"	1/2-20	1.57	0.87	0.62	0.04	---
30253	1/4" x 3/8"	5/8-18	1.63	0.87	0.75	0.06	---
30254	5/16" x 5/16"	1/2-20	1.58	0.87	0.68	0.06	---
30260	5/16" x 3/8"	5/8-18	1.63	0.87	0.75	0.08	---
30252	3/8" x 3/8"	5/8-18	1.73	0.97	0.75	0.10	---
30257	3/8" x 1/2"	3/4-16	1.85	0.87	0.87	0.10	---
30261	1/2" x 3/8"	5/8-18	1.92	1.05	0.75	0.10	---
30255	1/2" x 1/2"	3/4-16	1.77	0.97	0.87	0.12	---
30258	5/8" x 5/8"	7/8-14	2.35	1.45	1.00	0.14	---
30259	3/4" x 3/4"	1-1/16-14	2.42	1.45	1.25	0.22	---


30882 728 P990-H 29AEPO 307 284 1005-4 KA-NS HSF 684 934

**FEMALE 37° JIC FLARE SWIVEL**

29P07  
129PO12

PART #	HOSE I.D. X FEMALE JIC	UNF THREAD	A	B	HEX	APPROX. WT. LBS.	LIST PRICE
30265	1/4" x 1/4"	7/16-20	1.54	0.87	0.56	0.04	---
30264	1/4" x 3/8"	9/16-18	1.57	0.87	0.68	0.06	---
30270	5/16" x 3/8"	9/16-18	1.60	0.82	0.68	0.06	---
30266	3/8" x 3/8"	9/16-18	1.70	0.97	0.68	0.08	---
30267	1/2" x 1/2"	3/4-16	1.78	0.97	0.87	0.10	---
30268	5/8" x 5/8"	7/8-14	2.33	1.45	1.00	0.14	---
30269	3/4" x 3/4"	1-1/16-12	2.40	1.45	1.25	0.22	---
30429	1" x 1"	1-5/16-12	2.60	1.45	1.50	0.39	---

JF 944/934 29J1CPO HJF 688 738 288 100B-6 308 P990-F 30682 KA-NJ

**INVERTED FLARE MALE SWIVEL**

29P016  
129PO6

PART #	HOSE I.D. X MALE INV FLARE	UNF THREAD	A	B	HEX	APPROX. WT. LBS.	LIST PRICE
30275	1/4" x 3/16"	3/8-24	1.52	0.87	0.37	0.04	---
30276	1/4" x 1/4"	7/16-24	1.56	0.87	0.43	0.04	---
30277	1/4" x 5/16"	1/2-20	1.62	0.87	0.50	0.04	---
30278	5/16" x 1/4"						
30280	5/16" x 5/16"	1/2-20	1.62	0.87	0.50	0.06	---
30283	5/16" x 3/8"	5/8-18	1.63	0.87	0.62	0.06	---
30284	3/8" x 5/16"	1/2-20	1.72	0.97	0.50	0.06	---
30279	3/8" x 3/8"	5/8-18	1.76	0.97	0.62	0.06	---
30282	1/2" x 1/2"	3/4-18	1.84	0.97	0.75	0.10	---
30286	5/8" x 5/8"	7/8-18	2.50	1.57	0.87	0.14	---


290 100B-B KA-MF 1MS 947

**WARNING:** This product can expose you to chemicals, including lead, which are known to the State of California to cause cancer and birth defects or other reproductive harm. For more information, visit [www.P65Warnings.ca.gov](http://www.P65Warnings.ca.gov)

# PUSH ON HOSE BARB

## BRASS FITTINGS

### INVERTED FLARE FEMALE ADAPTER




29P013  
129P013

PART #	HOSE I.D. X FEMALE INV FLARE	A	B	HEX	APPROX. WT. LBS.	LIST PRICE
30310	1/4" x 3/16"	1.12	0.84	0.50	0.02	---
30311	1/4" x 1/4"	1.14	0.84	0.56	0.02	---
30312	1/4" x 5/16"	1.18	0.82	0.62	0.02	---
30316	5/16" x 5/16"	1.25	0.81	0.62	0.04	---
30313	3/8" x 5/16"	1.32	0.87	0.62	0.04	---
30314	3/8" x 3/8"	1.35	0.95	0.75	0.06	---
30315	1/2" x 1/2"	1.73	1.04	0.87	0.12	---

306 100B-A KA-NG 292 P990-J 736 692 946

### FEMALE BALLSEAT SWIVEL




29P04  
129P08

PART #	HOSE I.D. X FEMALE NPSM	A	B	HEX	APPROX. WT. LBS.	LIST PRICE
30340	1/4" X 1/8"	1.39	0.85	0.50	0.06	---
30341	1/4" X 1/4"	1.47	0.82	0.68	0.06	---
30342	1/4" x 3/8"	1.40	0.77	0.68	0.09	---
30343	3/8" X 1/4"	1.61	0.97	0.68	0.08	---
30344	3/8" X 3/8"	1.75	0.95	0.81	0.10	---
30346	1/2" X 1/2"	1.88	1.09	0.93	0.12	---
30349	3/4" X 3/4"	2.36	1.55	1.18	0.22	---

628 278 295PO 731 NPSM

### SAE/ JIC 37°/ 45° FEMALE SWIVEL 90° ZINC PLATED STEEL



PART #	HOSE I.D. X FEMALE 37°/45°	UNF THREAD	A	B	APPROX. WT. LBS.	LIST PRICE
30480	1/4"	7/16-20	1.55	0.83	.064	---
30482	3/8"	9/16-18	1.85	0.91	.095	---
30483*	3/8"	5/8-18	1.98	0.85	.095	---
30484	1/2"	3/4-16	2.33	1.09	.171	---
30485	5/8"					
30486	3/4"	1-1/16-12	3.26	1.81	.281	---

\* SAE


**WARNING:** This product can expose you to chemicals, including lead, which are known to the State of California to cause cancer and birth defects or other reproductive harm. For more information, visit [www.P65Warnings.ca.gov](http://www.P65Warnings.ca.gov)

BRASS

# STAINLESS STEEL PUSH ON 316 HOSE BARB


## BRASS FITTINGS

### 316 STAINLESS STEEL MALE ADAPTERS




PART #	HOSE I.D. X NPT	A	B	HEX	APPROX. WT. LBS.	LIST PRICE
30200SS	1/4" x 1/8"	1.42	0.77	0.44	0.027	---
30201SS	1/4" x 1/4"	1.61	0.77	0.56	0.043	---
30203SS	3/8" x 1/4"	1.76	0.92	0.56	0.053	---
30204SS	3/8" x 3/8"	1.76	0.92	0.69	0.067	---
30206SS	1/2" x 3/8"	1.86	1.02	0.69	0.071	---
30207SS	1/2" x 1/2"	2.07	1.02	0.88	0.119	---
30215SS	3/4" x 1/2"	2.55	1.50	0.88	0.20	---
30210SS	3/4" x 3/4"	2.55	1.50	1.06	0.194	---

### 316 STAINLESS STEEL SAE/ JIC 45°/ 37° FEMALE SWIVEL



PART #	HOSE I.D. X FEMALE 45°/37°	A	B	HEX	APPROX. WT. LBS.	LIST PRICE
30230SS	1/4" x 1/4"	1.48	0.74	0.56	0.023	---
30234SS	1/2" x 1/2"	1.93	1.03	0.88	0.04	---

### 316 STAINLESS STEEL FEMALE 37° JIC FLARE SWIVEL



PART #	HOSE I.D. X FEMALE 37°	A	B	HEX	APPROX. WT. LBS.	LIST PRICE
30266SS	3/8" x 3/8"	1.75	.92	0.68	0.065	---
30269SS	3/4" x 3/4"	2.53	1.50	1.25	0.259	---

**WARNING:** This product can expose you to chemicals, including lead, which are known to the State of California to cause cancer and birth defects or other reproductive harm. For more information, visit [www.P65Warnings.ca.gov](http://www.P65Warnings.ca.gov)

# GARDEN HOSE FITTINGS



• **Temperature and Working Pressure Ranges**

From +35°F to +100°F at 75 PSI maximum or the recommended working pressure of the garden hose. (Not to exceed 150 PSI.)

**Note:** All female connector ends should have a rubber washer inserted prior to usage.

**FGH** = Female Garden Hose threads

**MGH** = Male Garden Hose threads

Male garden hose threads are all 3/4" with an outside diameter of 1.0625 and 11-1/2" threads per inch.



Male Garden Hose Profile



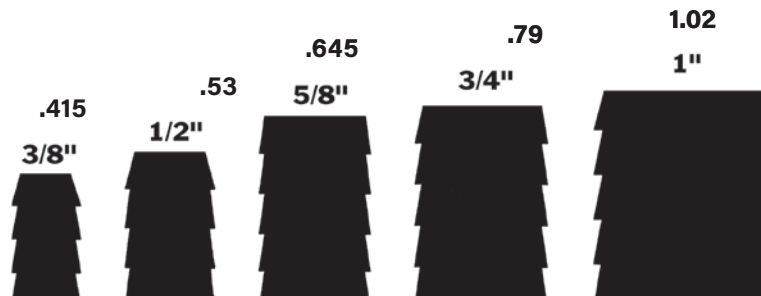
See Plastic section for Plastic Garden Hose Fittings



Lead free Garden Hose

Washers included are #30150B black washers.

ACTUAL PROFILE OF GARDEN HOSE BARBS




**WARNING:** This product can expose you to chemicals, including lead, which are known to the State of California to cause cancer and birth defects or other reproductive harm. For more information, visit [www.P65Warnings.ca.gov](http://www.P65Warnings.ca.gov)

BRASS


**STAINLESS STEEL PUSH ON 316 HOSE BARB**

BRASS FITTINGS

**SWIVEL - MGH X FGH****.WASHER INCLUDED**

PART #	MGH X FGH	A	HEX	APPROX. WT. LBS.	LIST PRICE
30000**	3/4" x 3/4"	1.03	0.50*	0.26	---

\* Internal Hex  
 \* Not a live swivel  
 \*\* available in swivel crimp style

**SWIVEL - FGH X FGH****.WASHER INCLUDED**


PART #	FGH X FGH	A	HEX	APPROX. WT. LBS.	LIST PRICE
30011	3/4" x 3/4"	1.03	1.18 O.D.	0.24	---
30012	No Swivel	1.08	1.19	0.24	---

HUS 91 203W GSU 101GH5V 22AS 506 FS66


**SWIVEL - FGH X FEMALE PIPE****.WASHER INCLUDED**

PART #	FGH X FEMALE NPTF	A	HEX	APPROX. WT. LBS.	LIST PRICE
30001	3/4" x 1/2"	1.20	1.00	0.11	---
30006	3/4" x 3/4"	1.11	1.12	0.11	---

S1 HSU11 91Z 197S 98GH5V 5AS 21517 502 FS65

**EVAPORATIVE COOLER FITTINGS**

PART #	SIZE	LIST PRICE
50016	MGH x 1/2" FIP	---
30013	1/2 MIP x 1/2 FIP x 1/8	---

**RIGID - FGH X FEMALE PIPE****.WASHER INCLUDED**

PART #	FGH X FEMALE NPTF	A	HEX	APPROX. WT. LBS.	LIST PRICE
30016	3/4" x 1/8"	1.02	1.18	0.08	---
30017	3/4" x 1/4"	0.65	1.12	0.07	---
30018	3/4" x 3/8"	1.19	1.18	0.11	---


95GH 501

**WARNING:** This product can expose you to chemicals, including lead, which are known to the State of California to cause cancer and birth defects or other reproductive harm. For more information, visit [www.P65Warnings.ca.gov](http://www.P65Warnings.ca.gov)

# GARDEN HOSE

## BRASS FITTINGS

### RIGID - FGH X FEMALE PIPE




Hex

PART #	FGH X FEMALE NPTF	A	HEX	APPROX. WT. LBS.	LIST PRICE
30078	3/4" x 1/2"	1.06	1.18	0.10	---
30083	3/4" x 3/4"	1.06	1.18	0.12	---

FS67 198 HU11 21507 501 99GH 5A H15PP

### SWIVEL - FGH X MALE PIPE

**-WASHER INCLUDED**




Hex

PART #	FGH X MALE NPTF	A	HEX	APPROX. WT. LBS.	LIST PRICE
30047	3/4" x 1/4"	2.04	0.75	0.13	---
30048	3/4" x 3/8"	2.06	0.75	0.14	---
30049	3/4" x 1/2"	2.06	0.87	0.18	---

504 89GH W1 62H4 88GH W1

### 3/8" Comp 3/4" FGH DISHWASHER 90° ELBOW

**-WASHER INCLUDED**



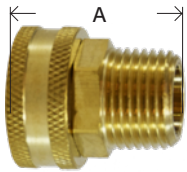
30056

30055


PART #	3/4 FEMALE GARDEN HOSE THREAD X 3/8 COMPRESSION	LIST PRICE
30055	3/4" x 3/8" Body Only	---
30056	3/4" x 3/8" w/ nut & sleeve	---

### SWIVEL - FGH X MALE PIPE

**-WASHER INCLUDED**



30183 Hex




\* Crimp style

PART #	FGH X MALE NPTF	A	HEX	APPROX. WT. LBS.	LIST PRICE
30181*	3/4" x 1/4"	1.43	1.18	0.13	---
30184*	3/4" x 3/8"	1.43	1.18	0.15	---
30183	3/4" x 1/2"	1.32	0.81	0.11	---
30182*	3/4" x 3/4"	1.43	1.18	0.14	---

### RIGID - FGH X MALE PIPE

**-WASHER INCLUDED**



30094


Hex 30088

30087

PART #	FGH X MALE NPTF	A	HEX	APPROX. WT. LBS.	LIST PRICE
30087	3/4" x 3/8"	1.37	1.18	0.11	---
30088	3/4" x 1/2"	1.06	1.18	0.09	---
30088S	3/4" x 1/2"(1/2"SWT)				
30093	3/4" x 3/4"	1.06	1.18	0.11	---
30094	3/4" x 3/4"(1/2" FIP)	1.17	1.18	0.11	---

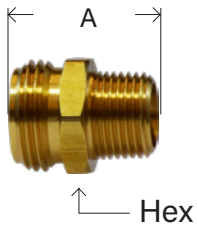
\*\* 1/2 Swt = 5/8 O.D.

21505 503 83GH 20A HU21 199 H7

**GARDEN HOSE****BRASS FITTINGS****RIGID - MGH X FEMALE PIPE**

PART #	MGH X FEMALE NPTF	A	HEX	APPROX. WT. LBS.	LIST PRICE
30066	3/4" x 1/4"	1.10	1.06	0.09	---
30067	3/4" x 3/8"	1.09	1.06	0.12	---
30068	3/4" x 1/2"	0.81	1.06	0.10	---
30073	3/4" x 3/4"	1.12	1.18	0.10	---
30074	3/4" x 1"	1.36	1.37	0.19	---

197 18R HU12 H11PP 18A 507 18H 81GH 21503 MF67

**RIGID - MGH X MALE PIPE**

No Tap

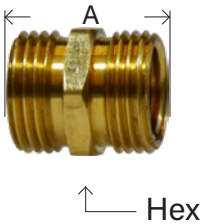
\* (1/2 Swt = 5/8 O.D.)

\*\* (Tapped 1/2 FIP)

\*\*\* (Tapped 1/2 FIP Both ends)

PART #	MGH X MALE NPTF	A	HEX	APPROX. WT. LBS.	LIST PRICE
30054	3/4" x 1/4"	1.26	1.06	0.12	---
30053	3/4" x 3/8"	1.25	1.06	0.10	---
30058	3/4" x 1/2"	1.31	1.06	0.12	---
30058S*	3/4" x 1/2" SWT				
30063**	3/4" x 3/4" x 1/2"	1.31	1.06	0.13	---
30063BE***	3/4" x 3/4"	1.31	1.06	0.15	---
30063S	3/4" x 3/4" Short	1.10	1.06	0.10	---
30064	3/4" x 1"	1.88	1.37	0.35	---
30065	1" x 1"	1.88	1.37	0.26	---

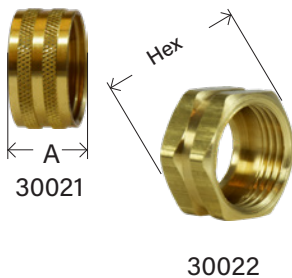
19R 196 H530 21501 508 HU22 514 71GH 19A

**RIGID - MGH X MGH**

\* 1-11-1/2

PART #	MGH X MGH	A	HEX	APPROX. WT. LBS.	LIST PRICE
30098	3/4" x 3/4" (1/2" FIP)	1.22	1.06	0.13	---
30099	3/4" x 3/4"	1.38	1.06	0.15	---
30100*	1" x 3/4"	1.31	1.37	0.21	---

21500 509 75GH 23A H8 19R

**GARDEN HOSE NUT**

PART #	SIZE	A	HEX	APPROX. WT. LBS.	LIST PRICE
30021	Knurled	0.61	1.37 O.D.	0.08	---
30022	Hex Nut	0.62	1.18	0.08	---

94GH GHN1 HNR 21514

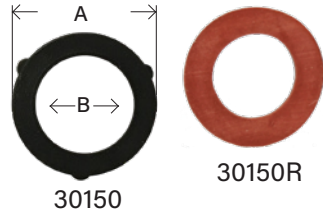
Dimension data can change without notice. Please check when dimensions are critical.



# GARDEN HOSE

## BRASS FITTINGS

### GARDEN HOSE WASHERS




PART #	SIZE	A	B	THICKNESS	APPROX. WT. LBS.	LIST PRICE
30150	black*	0.98	0.68	0.13	0.01	---
30150R	red	1.00	0.68	0.13	0.01	---
30151	1"	1.27	0.86	0.16	0.01	---

GHW 901GH

\* plasticized rubber

### GARDEN HOSE FILTER WASHER




PART #	SIZE	A	B	APPROX. WT. LBS.	LIST PRICE
30180	30 Mesh	0.52	1.00	0.02	---
30180F	60 Mesh	0.52	1.00	0.02	---

LA662

• 300 Series Stainless Steel Screen

### GARDEN HOSE CAP




PART #	SIZE	A	APPROX. WT. LBS.	LIST PRICE
30103	3/4" Die Cast	0.58	0.04	---
30103B	3/4" Barstock	0.60	0.048	---

513 96GH GHN5 HC1 LA215 21518 200-W



• Garden hose washers sold separately

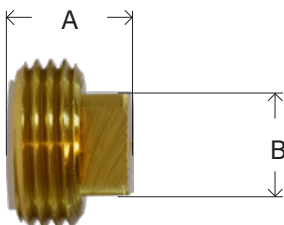
### GARDEN HOSE CAP WITH CHAIN



PART #	SIZE	A	APPROX. WT. LBS.	LIST PRICE
30142	3/4" w/ 12" Chain	0.58	0.06	---

\* Zinc die cast

### GARDEN HOSE PLUG



PART #	SIZE	A	B	APPROX. WT. LBS.	LIST PRICE
30026	3/4"	0.69	0.61	0.12	---

**WARNING:** This product can expose you to chemicals, including lead, which are known to the State of California to cause cancer and birth defects or other reproductive harm. For more information, visit [www.P65Warnings.ca.gov](http://www.P65Warnings.ca.gov)


BRASS

**GARDEN HOSE**

## BRASS FITTINGS

**HOSE MENDERS - SOLID BARB X BARB**

PART #	HOSE I.D. X HOSE I.D.	A	B	O.D.	APPROX. WT. LBS.	LIST PRICE
32096	1/2"	2.00	0.96	0.62	0.06	---
32097	5/8"	2.05	0.96	0.75	0.08	---
32098	3/4"	2.50	1.15	0.87	0.10	---
32099	1"	3.00	1.44	1.02	0.23	---

**QUICK DISCONNECT GARDEN HOSE COUPLERS****-WASHER INCLUDED**


30452

30451

PART #	SIZE	A	APPROX. WT. LBS.	LIST PRICE
30450	Complete	1.70	0.24	---
30451	Female end	1.14	0.12	---
30452	Male end	1.26	0.12	---

LA73C


- Unvalved construction allows maximum Flow
- 150 PSI
- NBR Seals

**MALE FLARE X FGH RIGID**

Hex

PART #	MALE FLARE X FGH	A	HEX	APPROX. WT. LBS.	LIST PRICE
30123	3/8" x 3/4"	1.31	1.18	0.10	---
30128	1/2" x 3/4"	1.38	1.18	0.12	---
30133	5/8" x 3/4"	1.53	1.18	0.14	---

190 46WH HFU21

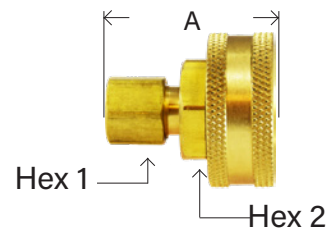
**MALE FLARE x FGH SWIVEL****-WASHER INCLUDED**

Hex

PART #	MALE FLARE X FGH	A	HEX	APPROX. WT. LBS.	LIST PRICE
30052	1/4" x 3/4"	1.24	0.75	0.10	---
30138	3/8" x 3/4"	1.25	0.25*	0.12	---
30139	1/2" x 3/4"	1.49	0.81	0.14	---

50GHSV 51GHSV W1 68H 191

\* Internal Hex

**COMPRESSION X FGH****-WASHER INCLUDED**

Hex 1

Hex 2

PART #	SWIVEL COMPRESSION X FGH	A	HEX 1	HEX 2	APPROX. WT. LBS.	LIST PRICE
30050	1/4" x 3/4"	1.02	0.50	0.75	0.09	---
30051	3/8" x 3/4"	1.04	0.62	0.75	0.12	---

PART #	NO SWIVEL COMPRESSION X MGH	A	HEX 1	HEX 2	APPROX. WT. LBS.	LIST PRICE
30135	1/4" x 3/4"	1.45	0.50	0.625	0.14	---
30136	3/8" x 3/4"	1.525	0.625	0.62	0.15	---
30137	1/2" x 3/4"	1.8	0.815	0.685	0.19	---

**WARNING:** This product can expose you to chemicals, including lead, which are known to the State of California to cause cancer and birth defects or other reproductive harm. For more information, visit [www.P65Warnings.ca.gov](http://www.P65Warnings.ca.gov)

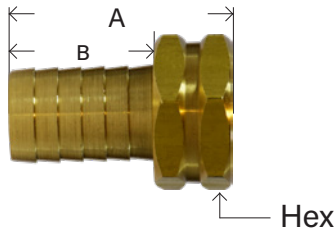
# GARDEN HOSE

## BRASS FITTINGS

### BARSTOCK BRASS GARDEN HOSE COUPLINGS

#### FEMALE SWIVEL ONLY

**-WASHER INCLUDED**



29FGH  
329F



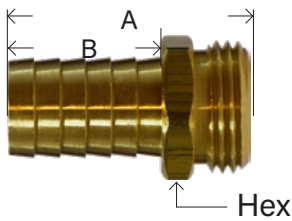
#### BRASS

PART #	HOSE BARB X FGH	A	B	HEX	APPROX. WT. LBS.	LIST PRICE
30031	3/8" x 3/4"	1.82	1.19	1.18	0.11	---
30032	1/2" x 3/4"	1.82	1.19	1.18	0.12	---
30033	5/8" x 3/4"	1.82	1.19	1.18	0.13	---
30034	3/4" x 3/4"	1.82	1.19	1.18	0.15	---
30044	1" x 3/4"	2.10	1.19	1.18	0.18	---
30035	1" x 1"	2.28	1.47	1.50	0.18	---

#### STAINLESS STEEL 316

30032SS	1/2" x 3/4"	1.82	1.19	1.18	0.12	---
30033SS	5/8" x 3/4"	1.82	1.19	1.18	0.13	---
30034SS	3/4" x 3/4"	1.82	1.19	1.18	0.15	---

#### MALE END ONLY



29MGH  
329M



#### BRASS

PART #	HOSE BARB X MGH	A	B	HEX	APPROX. WT. LBS.	LIST PRICE
30039	3/8" x 3/4"	1.88	1.19	1.06	0.12	---
30040	1/2" x 3/4"	1.88	1.19	1.06	0.12	---
30041	5/8" x 3/4"	1.88	1.19	1.06	0.12	---
30042	3/4" x 3/4"	1.88	1.19	1.06	0.13	---
30045	1" x 3/4"	1.94	1.19	1.06	0.21	---
30043	1" x 1"	2.34	1.47	1.37	0.26	---

#### STAINLESS STEEL 316

30040SS	1/2" x 3/4"	1.88	1.19	1.06	0.12	---
30041SS	5/8" x 3/4"	1.88	1.19	1.06	0.12	---
30042SS	3/4" x 3/4"	1.88	1.19	1.06	0.13	---

#### GARDEN HOSE COUPLING

**-WASHER INCLUDED**



#### BRASS

PART #	HOSE BARB	LIST PRICE
30025	3/8"	---
30027	1/2"	---
30028	5/8"	---
30029	3/4"	---
30046	1"(3/4" threads)	---
30030	1"	---

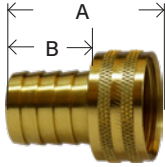
#### STAINLESS STEEL 316

30027SS	1/2"	---
30029SS	3/4"	---

Dimension data can change without notice. Please check when dimensions are critical.

**GARDEN HOSE**

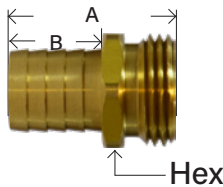
## BRASS FITTINGS

**FEMALE SWIVEL ONLY - Short Shank Knurled Nut**

PART #	HOSE BARB X FGH	A	B	APPROX. WT. LBS.	LIST PRICE
30464	1/4" x 3/4"	1.39	0.77	0.09	
30466	1/2" x 3/4"	1.50	0.88	0.08	---
30467	5/8" x 3/4"	1.50	0.88	0.09	---
30468	3/4" x 3/4"	1.47	0.88	0.10	---

**FEMALE END ONLY - Short Shank w/ hex**

PART #	HOSE X FGH	A	B	HEX	APPROX. WT. LBS.	LIST PRICE
30453	1/2" x 3/4"	1.63	1.00	1.18	0.11	---
30454	5/8" x 3/4"	1.63	1.00	1.18	0.11	---
30455	3/4" x 3/4"	1.63	1.00	1.18	0.13	---

**MALE END ONLY - Short Shank**

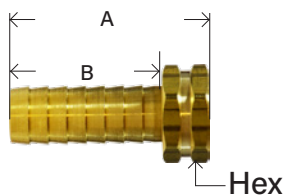
PART #	HOSE BARB X MGH	A	B	HEX	APPROX. WT. LBS.	LIST PRICE
30469	1/4" x 3/4"	1.55	0.88	1.06	0.11	
30471	1/2" x 3/4"	1.55	0.88	1.06	0.11	---
30472	5/8" x 3/4"	1.56	0.88	1.06	0.12	---
30473	3/4" x 3/4"	1.56	0.88	1.06	0.13	---

**GARDEN HOSE COUPLING SETS - Short Shank w/ hex nut**

PART #	HOSE BARB	LIST PRICE
30457	1/2"	---
30458	5/8"	---
30459	3/4"	---

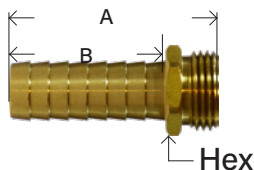
  

WITH KNURLED NUT		
30462	5/8"	
30463	3/4"	

**FEMALE SWIVEL ONLY - 2" SHANK****-WASHER INCLUDED**

PART #	HOSE BARB X FGH	A	B	HEX	APPROX. WT. LBS.	LIST PRICE
30505	1/2" x 3/4"	2.55	2.04	1.18	0.13	---
30506	5/8" x 3/4"	2.56	2.04	1.18	0.16	---
30507	3/4" x 3/4"	2.67	2.04	1.18	0.17	---
30508	1" x 1"	2.84	2.03	1.43	0.29	---

GHFL 594

**MALE END ONLY - 2" SHANK**

PART #	HOSE BARB X MGH	A	B	HEX	APPROX. WT. LBS.	LIST PRICE
30510	1/2" x 3/4"	2.72	2.04	1.06	0.16	---
30511	5/8" x 3/4"	2.72	2.04	1.06	0.17	---
30512	3/4" x 3/4"	2.72	2.04	1.06	0.20	---
30513	1" x 1"	2.90	2.03	1.37	0.28	---

GHML 593

**GARDEN HOSE COUPLING SETS - 2" SHANK**

PART #	HOSE X FGH	LIST PRICE
30516	1/2"	---
30517	5/8"	---
30518	3/4"	---

**WARNING:** This product can expose you to chemicals, including lead, which are known to the State of California to cause cancer and birth defects or other reproductive harm. For more information, visit [www.P65Warnings.ca.gov](http://www.P65Warnings.ca.gov)

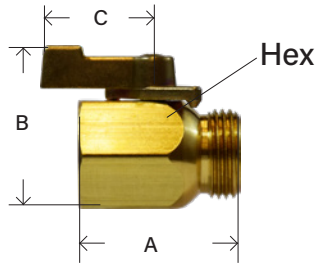


# GARDEN HOSE VALVES/ FITTINGS

## BRASS FITTINGS

### GARDEN HOSE VALVES

#### ONE WAY BRASS BALL VALVE - FGH x MGH

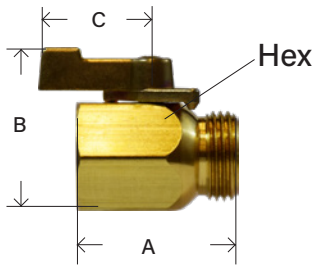


**• WASHER INCLUDED**

PART #	FGH X MGH	A	B	C	HEX	APPROX. WT. LBS.	LIST PRICE
30161	3/4" x 3/4"	1.87	1.89	1.31	1.06	0.42	---

• 500 PSI • 180°F

#### ONE WAY BRASS BALL VALVE - Female Pipe x MGH



PART #	FEMALE NPTF X MGH	A	B	C	HEX	APPROX. WT. LBS.	LIST PRICE
30162	3/4" x 3/4"	1.55	1.89	1.31	1.06	0.42	---

• 500 PSI • 180°F

#### ZINC ALLOY HOSE SHUT-OFF W/ ONE LEVER


**• WASHER INCLUDED**



PART #	FGH X MGH	A	APPROX. WT. LBS.	LIST PRICE
30631	3/4" x 3/4"	1.67	0.08	---

#### PLASTIC GARDEN HOSE VALVE • CYCOLAC BODY & BALL

**• WASHER INCLUDED**



PART #	FGH X MGH	A	HEX	APPROX. WT. LBS.	LIST PRICE
30163	3/4" x 3/4"	1.75	1.25	0.04	---

LA450C

**WARNING:** This product can expose you to chemicals, including lead, which are known to the State of California to cause cancer and birth defects or other reproductive harm. For more information, visit [www.P65Warnings.ca.gov](http://www.P65Warnings.ca.gov)


BRASS

**GARDEN HOSE VALVES**

## BRASS FITTINGS

## zinc alloy HOSE - "Y" CONNECTOR

- WASHER INCLUDED




PART #	SIZE FGH X MGH(2)	A	B	APPROX. WT. LBS.	LIST PRICE
30141	3/4"	1.70	0.57	1.5	

86Y 21A

## cast BRASS HOSE - "Y" CONNECTOR

- WASHER INCLUDED



PART #	SIZE FGH X MGH(2)	A	B	APPROX. WT. LBS.	LIST PRICE
30140	3/4"	1.40	0.67	0.22	---

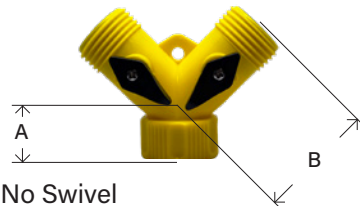
86Y 21A

86YRB  
HY12

AVAILABLE IN LEAD FREE BRASS

## PLASTIC, NON-CORROSIVE, 2-WAY HOSE SHUT-OFF "Gated wYe"


- WASHER INCLUDED



PART #	SIZE FGH X MGH(2)	A	B	APPROX. WT. LBS.	LIST PRICE
30160	3/4"	0.74	1.87	0.08	---

## "Gated wYe" SHAPE ZINC ALLOY CONNECTOR W/ TWO LEVERS

- WASHER INCLUDED



No Swivel

PART #	SIZE FGH X MGH(2)	A	B	APPROX. WT. LBS.	LIST PRICE
30626	3/4"	0.60	1.66	0.10	---

## "gated wYe" Shape Brass connector w/ 2-way shut off

- WASHER INCLUDED

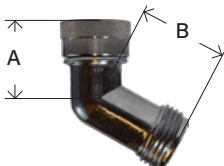


• Brass Levers

PART #	SIZE	DESCRIPTION FGH SWIVEL X MGH(2)	APPROX. WT. LBS.	LIST PRICE
30627	3/4"	3/4 Double Y valve, swivel inlet	0.56	---

AVAILABLE IN LEAD FREE BRASS

## ZINC ALLOY SWIVEL HOSE CONNECTOR



PART #	SIZE FGH X MGH	A	B	APPROX. WT. LBS.	LIST PRICE
30629	3/4"	1.31	1.50	0.08	---

**WARNING:** This product can expose you to chemicals, including lead, which are known to the State of California to cause cancer and birth defects or other reproductive harm. For more information, visit [www.P65Warnings.ca.gov](http://www.P65Warnings.ca.gov)

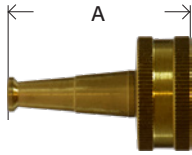


# GARDEN HOSE NOZZLES

## BRASS FITTINGS

### 2-1/2" BRASS NOZZLE


• WASHER INCLUDED



PART #	SIZE	A	APPROX. WT. LBS.	LIST PRICE
30637	3/4"	2.50	0.14	---

### 3" CROSSED PATTERN BRASS NOZZLE


• WASHER INCLUDED



PART #	SIZE	A	APPROX. WT. LBS.	LIST PRICE
30640	3/4"	2.89	0.25	---

### 4" CROSSED PATTERN BRASS NOZZLE

• WASHER INCLUDED



PART #	SIZE	A	APPROX. WT. LBS.	LIST PRICE
30638	3/4"	3.80	0.50	---

• WASHER INCLUDED

5-1/2

Adjustable Spray

PART #	SIZE	Zinc Alloy spray nozzle with insulated handle soft grip and front thread protector	LIST PRICE
30600	5-1/2"		---

• WASHER INCLUDED

4-1/4

Lead Free

PART #	SIZE	Zinc Alloy spray nozzle	LIST PRICE
30620	4-1/4"		---

• WASHER INCLUDED

5-1/4

Lead Free Adjustable Spray

PART #	SIZE	Zinc Alloy spray nozzle with easily adjustable brass head and plastic grip	LIST PRICE
30609	5-1/4"		---

• WASHER INCLUDED

4-1/2

Plastic spray nozzle

PART #	SIZE	Plastic spray nozzle	LIST PRICE
30630	4-1/2"		---

WARNING: This product can expose you to chemicals, including lead, which are known to the State of California to cause cancer and birth defects or other reproductive harm. For more information, visit [www.P65Warnings.ca.gov](http://www.P65Warnings.ca.gov)



**SAE 45° FLARE**

BRASS FITTINGS

**SAE 45° FLARE**

Tube O.D.	1/8	3/16	1/4	5/16	3/8	7/16	1/2	5/8	3/4
Thread Size-B	5/16-24	3/8-24	7/16-20	1/2-20	5/8-18	11/16-16	3/4-16	7/8-14	1-1/16-14

**•Typical Application**

LP and natural gas, flammable liquids, instrumentation, refrigeration, power steering, hydraulic and pneumatic systems.

**•Working Pressure Ranges**

Temperature and type of tubing used are important factors. However, the following table is a good guide for proper selection. Temperature 73°F with copper tubing:

PSI	Tube O.D. (in.)	Tube Wall (in.)
2800	1/8	.030
1900	3/16	.030
1400	1/4	.030
1200	5/16	.032
1000	3/8	.032
750	1/2	.032
650	5/8	.035
550	3/4	.035
450	7/8	.035

**•Vibration**

Good resistance - use long nut when greater vibration resistance is required.


**•Temperature Range**

-65°F to +250°F (-53°C to +121°C) range at maximum operating pressures.

**•Used With**

Copper, brass, aluminum and steel hydraulic tubing that can be flared.

Actual O.D. of Flare Fittings

**• Tolerance**

+/- .03 on all dimensions. Dimension data can change without notice. Please call us when dimensions are critical.

**•Conformance**

Meets specifications and standards of ASA, ASME, SAE and MS (Military standards).

**Assembly Instructions**

1- Cut tubing to desired length. Make sure all burrs are removed and ends are cut square.

2- Slide nut on tube. Threaded end "A" of nut must face out.

3- Flare end of tube with a 45° flaring tool.

a-Measure flare diameter.

b- Examine flare for excessive thin out.

4- Lubricate threads and assemble to fitting body.

Nut should be turned hand tight.

5- Tighten assembly with wrench until a solid feeling is encountered. From that point, apply a one-sixth turn.

**Note:** Do not over-torque as it may damage the fitting or split the tubing at the flare.




• See Lead Free Flare Fittings



# SAE 45° FLARE

## BRASS FITTINGS

### SHORT ROD NUT




41S  
411S  
SAE# 010110

PART #	THREAD SIZE UNF	THREAD	A	HEX	APPROX. WT. LBS.	LIST PRICE
10013	1/8"	5/16-24	0.50	0.37	0.01	---
10014	3/16"	3/8-24	0.62	0.43	0.02	---
10015	1/4"	7/16-20	0.75	0.56	0.03	---
10015L	1/4"	7/16-20	0.75	0.50	0.03	---
10016	5/16"	1/2-20	0.88	0.62	0.04	---
10017L	3/8"	5/8-18	0.77	0.75	0.05	---
10017	3/8"	5/8-18	1.00	0.75	0.04	---
10018	7/16"	11/16-16	1.06	0.81	0.06	---
10019L	1/2"	3/4-16	0.93	0.87	0.06	---
10019	1/2"	3/4-16	1.12	0.87	0.09	---
10020L	5/8"	7/8-14	1.08	1.00	0.10	---
10020	5/8"	7/8-14	1.31	1.06	0.15	---
10021	3/4"	1-1/16-14	1.50	1.25	0.24	---
10022	7/8"	1-1/4-12	1.62	1.50	0.36	---
10026	1"	1-3/8-12	1.81	1.62	0.44	---

20910 41FS 1110 N1 41FX 441S 'L'

### LONG ROD NUT



41L  
SAE# 010111


PART #	THREAD SIZE UNF	A	HEX	APPROX. WT. LBS.	LIST PRICE
10001	1/8"	0.75	0.37	0.01	---
10002	3/16"	0.81	0.43	0.02	---
10003L	1/4"	0.98	0.55	0.03	---
10003	1/4"	0.94	0.56	0.03	---
10004	5/16"	1.12	0.62	0.04	---
10005	3/8"	1.31	0.75	0.06	---
10006	1/2"	1.62	0.87	0.12	---
10007	5/8"	1.88	1.06	0.20	---

41FL N2 241 441 41

"L" means light pattern.

These fittings are completely interchangeable with full pattern fittings, but have been modified in some way. This modification is usually in the length of the pipe threads. Used in plumbing and light industrial applications.

### LONG FORGED NUT



640L  
641L  
SAE# 010167

PART #	THREAD SIZE UNF	A	HEX	APPROX. WT. LBS.	LIST PRICE
10028	1/4"	0.94	0.62	0.05	---
10030	3/8"	1.06	0.81	0.08	---
10031	1/2"	1.19	0.94	0.12	---
10032	5/8"	1.44	1.06	0.26	---


41FF 39 N4 14FL 641

**WARNING:** This product can expose you to chemicals, including lead, which are known to the State of California to cause cancer and birth defects or other reproductive harm. For more information, visit [www.P65Warnings.ca.gov](http://www.P65Warnings.ca.gov)

BRASS

**SAE 45° FLARE**

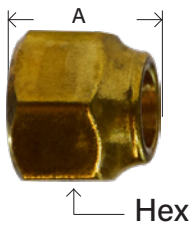
BRASS FITTINGS

**SHORT FORGED NUT**

641S  
6401S  
SAE# 010166

PART #	THREAD SIZE UNF	A	HEX	APPROX. WT. LBS.	LIST PRICE
10038	3/16"	0.56	0.50	0.02	---
10039	1/4"	0.60	0.62	0.04	---
10040	5/16"	0.66	0.69	0.04	---
10041	3/8"	0.70	0.81	0.06	---
10042	1/2"	0.82	0.94	0.08	---
10043	5/8"	0.95	1.06	0.12	---
10044	3/4"	1.16	1.31	0.22	---
10045	7/8"	1.18	1.38	0.30	---

14FS 41FFS 40 641-S 1116 NS4

**EXTRA HEAVY SHORT FORGED NUT**

641SH  
6401SXH

PART #	THREAD SIZE UNF	A	HEX	APPROX. WT. LBS.	LIST PRICE
10046	1/4"	0.63	0.75	0.04	---
10047	3/8"	0.72	0.88	0.06	---
10048	1/2"	0.88	1.00	0.08	---
10049	5/8"	0.98	1.12	0.12	---


NSA

**FORGED REDUCING NUT**

660  
662S

PART #	FEMALE FLARE X OD	A	HEX	APPROX. WT. LBS.	LIST PRICE
10052	3/8" x 1/4"	0.72	0.81	0.06	---
10054	1/2" x 3/8"	0.81	0.94	0.08	---
10056	5/8" x 1/2"	0.97	1.06	0.12	---
10058	3/4" x 5/8"	1.17	1.31	0.30	---

NSR4 14FS 41FRS 40R 662-S

**FLARED PLUG**

39  
439

PART #	THREAD SIZE UNF	A	HEX	APPROX. WT. LBS.	LIST PRICE
10062	1/8"	0.53	0.34	0.01	---
10063	3/16"	0.59	0.50	0.02	---
10064	1/4"	0.69	0.43	0.02	---
10065	5/16"	0.78	0.50	0.04	---
10066	3/8"	0.88	0.62	0.06	---
10067	1/2"	1.06	0.75	0.10	---
10068	5/8"	1.19	0.87	0.14	---
10069	3/4"	1.32	1.06	0.22	---


58 639F PF 57 P2 2229 439

**WARNING:** This product can expose you to chemicals, including lead, which are known to the State of California to cause cancer and birth defects or other reproductive harm. For more information, visit [www.P65Warnings.ca.gov](http://www.P65Warnings.ca.gov)

# SAE 45° FLARE

## BRASS FITTINGS

### FLARED CAP




40  
440

PART #	THREAD SIZE UNF	A	HEX	APPROX. WT. LBS.	LIST PRICE
10073	1/8"	0.46	0.37	0.02	
10074	3/16"	0.47	0.50	0.02	---
10075	1/4"	0.48	0.50	0.02	---
10075EH	1/4"	0.54	0.57	0.02	
10076	5/16"	0.62	0.62	0.04	---
10077	3/8"	0.58	0.75	0.03	---
10078	1/2"	0.69	0.81	0.14	---
10079	5/8"	0.81	0.94	0.20	---
10080	3/4"	1.17	1.37	0.30	---

640F 41FC 56 N5 2129 54 440

### FINGER TIGHTENING CAP

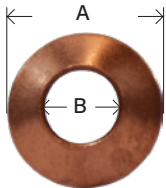


NFTS  
FTC5  
• Neoprene  
• **O-Ring Included**

PART #	THREAD SIZE UNF	A	APPROX. WT. LBS.	LIST PRICE
10081	1/4"	0.62	0.02	---

NFT5

### COPPER GASKET




463  
SAE# 010113

PART #	SIZE	A	B	APPROX. WT. LBS.	LIST PRICE
10084	3/16"	0.31	0.12	0.01	---
10085	1/4"	0.36	0.19	0.01	---
10086	5/16"	0.42	0.22	0.01	---
10087	3/8"	0.55	0.28	0.01	---
10088	1/2"	0.66	0.41	0.01	---
10089	5/8"	0.77	0.50	0.01	---
10090	3/4"	0.95	0.62	0.01	---

B2 2GF 6251 FG 157 59 46

### COPPER BONNET



464  
SAE# 010114

PART #	SIZE	A	B	APPROX. WT. LBS.	LIST PRICE
10095	1/4"	0.22	0.36	0.01	---
10097	3/8"	0.34	0.55	0.01	---
10098	1/2"	0.41	0.66	0.01	---
10099	5/8"	0.44	0.77	0.01	---

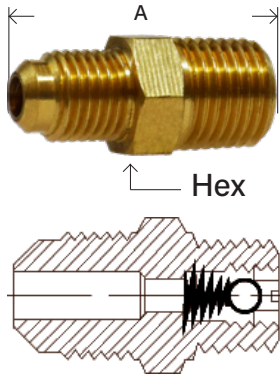
B1 3GF 64C 57 156 FB 695 464

**WARNING:** This product can expose you to chemicals, including lead, which are known to the State of California to cause cancer and birth defects or other reproductive harm. For more information, visit [www.P65Warnings.ca.gov](http://www.P65Warnings.ca.gov)

BRASS

**SAE 45° FLARE**


## BRASS FITTINGS

**MALE BALL CHECK CONNECTOR**43  
403

PART #	MALE FLARE X MALE NPTF	A	HEX	APPROX. WT. LBS.	LIST PRICE
10131*	1/4" x 1/8"	1.06	0.43		---
10256WC	1/4" x 1/4"	1.24	0.6	0.04	---
10133*	3/8" x 1/4"	1.31	0.62	0.08	---

43A

\* Note: Ball & Spring position may be reversed to change flow/check position. Min working pressure 3 PSI.


**UNION**42  
402  
SAE# 010101

PART #	THREAD SIZE UNF	A	HEX	APPROX. WT. LBS.	LIST PRICE
10104	1/8"	0.91	0.31	0.02	---
10105	3/16"	1.06	0.37	0.02	---
10106L	1/4"	1.19	0.43	0.03	---
10106	1/4"	1.19	0.43	0.03	---
10107	5/16"	1.34	0.50	0.05	---
10108L	3/8"	1.50	0.62	0.09	---
10108	3/8"	1.50	0.62	0.09	---
10109L	1/2"	1.67	0.75	0.12	---
10109	1/2"	1.81	0.75	0.14	---
10110L	5/8"	2.00	0.87	0.20	---
10110	5/8"	2.12	0.87	0.20	---
10111	3/4"	2.44	1.06	0.35	---
10112	7/8"	2.72	1.25	0.52	---

42F U2

 "L" means light pattern.

These fittings are completely interchangeable with full pattern fittings, but have been modified in some way. This modification is usually in the length of the pipe threads. Used in plumbing and light industrial applications.

**REDUCING UNION**42R  
506

PART #	THREAD SIZE UNF	A	HEX	APPROX. WT. LBS.	LIST PRICE
10115	1/4" x 1/8"	1.11	0.44	0.03	---
10116	1/4" x 3/16"	1.12	0.44	0.03	---
10117	5/16" x 1/4"	1.28	0.50	0.04	---
10118	3/8" x 1/4"	1.38	0.62	0.06	---
10119	3/8" x 5/16"	1.44	0.62	0.08	---
10120	1/2" x 1/4"	1.53	0.75	0.10	---
10121	1/2" x 3/8"	1.69	0.75	0.10	---
10122	5/8" x 3/8"	1.88	0.87	0.17	---
10123	5/8" x 1/2"	1.87	0.87	0.14	---
10126	3/4" x 1/2"	2.18	1.06	0.26	---
10127	3/4" x 5/8"	2.20	1.06	0.27	---

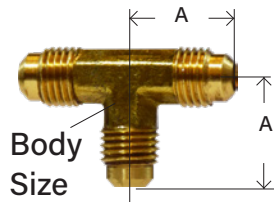
656F UR2 42-R

**WARNING:** This product can expose you to chemicals, including lead, which are known to the State of California to cause cancer and birth defects or other reproductive harm. For more information, visit [www.P65Warnings.ca.gov](http://www.P65Warnings.ca.gov)

# SAE 45° FLARE

## BRASS FITTINGS

### UNION TEE



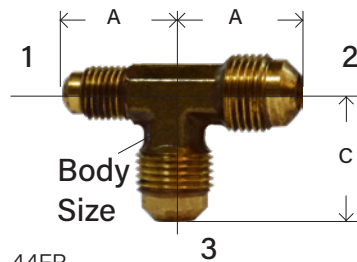
#### Forged Tee

44F  
404  
244  
SAE# 010401

PART #	THREAD SIZE UNF	A	BODY SIZE	APPROX. WT. LBS.	LIST PRICE
10157	1/8"	0.67	0.36	0.04	---
10158	3/16"	0.75	0.36	0.06	---
10159	1/4"	0.78	0.36	0.06	---
10160	5/16"	0.91	0.44	0.10	---
10161	3/8"	1.00	0.44	0.12	---
10162	1/2"	1.16	0.59	0.19	---
10163	5/8"	1.41	0.69	0.30	---
10164	3/4"	1.64	0.88	0.53	---
10165	7/8"	1.75	1.25	0.93	---

244F T2 144F

### REDUCING TEE 1 x 2 x 3

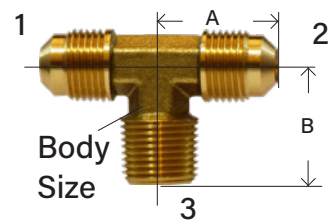


44FR  
509

PART #	THREAD SIZE UNF 1X2X3	A	C	BODY SIZE	APPROX. WT. LBS.	LIST PRICE
10170	1/4" x 1/4" x 3/8"	0.91	1.00	0.44	0.10	---
10175	3/8" x 3/8" x 1/2"	1.00	1.19	0.59	0.14	---
10176	3/8" x 3/8" x 5/8"	1.16	1.44	0.69	0.16	---
10181	1/2" x 1/2" x 3/8"	1.16	1.12	0.59	0.19	---
10189	5/8" x 5/8" x 1/2"	1.38	1.28	0.69	0.28	---

144F TR2 659F 684F 44R

### MALE BRANCH TEE



#### Forged Tee

45R  
245  
405  
SAE# 010425


PART #	MALE FLARE X MALE NPT (1&2)X3	A	B	BODY SIZE	APPROX. WT. LBS.	LIST PRICE
10203	3/16" x 1/8"	0.75	0.75	0.36	0.10	---
10204	1/4" x 1/8"	0.78	0.75	0.36	0.05	---
10205	1/4" x 1/4"	0.88	0.88	0.44	0.08	---
10207	5/16" x 1/8"	0.89	0.78	0.44	0.08	---
10208	5/16" x 1/4"	0.94	0.94	0.44	0.08	---
10209	3/8" x 1/8"	1.00	0.91	0.44	0.14	---
10210	3/8" x 1/4"	1.00	0.94	0.44	0.12	---
10211	3/8" x 3/8"	1.00	1.00	0.47	0.13	---
10212	3/8" x 1/2"	1.12	1.22	0.69	0.22	---
10213	1/2" x 1/4"	1.16	1.00	0.59	0.20	---
10214	1/2" x 3/8"	1.16	1.14	0.59	0.19	---
10215	1/2" x 1/2"	1.22	1.22	0.69	0.24	---
10216	1/2" x 3/4"	1.38	1.41	0.88	0.22	---
10218	5/8" x 1/2"	1.41	1.31	0.69	0.29	---

T1 145F 45

**SAE 45° FLARE**

## BRASS FITTINGS

## FEMALE ADAPTER



46  
246  
406

SAE# 010103

PART #	MALE FLARE X FEMALE NPTF	A	HEX	APPROX. WT. LBS.	LIST PRICE
10227	3/16" x 1/8"	0.97	0.56	0.03	---
10228L	1/4" x 1/8"	1.03	0.56	0.03	---
10228	1/4" x 1/8"	1.03	0.56	0.04	---
10229L	1/4" x 1/4"	1.06	0.68	0.06	---
10229	1/4" x 1/4"	1.23	0.68	0.07	---
10230	1/4" x 3/8"	1.18	0.81	0.08	---
10231	1/4" x 1/2"	1.31	0.94	0.06	---
10232	5/16" x 1/8"	1.06	0.56	0.05	---
10233	5/16" x 1/4"	1.28	0.68	0.08	---
10234	3/8" x 1/8"	1.09	0.62	0.08	---
10235L	3/8" x 1/4"	1.25	0.68	0.08	---
10235	3/8" x 1/4"	1.31	0.81	0.08	---
10236L	3/8" x 3/8"	1.25	0.81	0.08	---
10236	3/8" x 3/8"	1.25	0.81	0.10	---
10237L	3/8" x 1/2"	1.31	0.94	0.08	---
10237	3/8" x 1/2"	1.60	1.00	0.16	---
10238	3/8" x 3/4"	1.41	1.18	0.11	---
10239	1/2" x 1/4"	1.37	0.75	0.10	---
10240L	1/2" x 3/8"	1.38	0.81	0.12	---
10240	1/2" x 3/8"	1.50	0.81	0.14	---
10241L	1/2" x 1/2"	1.42	0.94	0.10	---
10241	1/2" x 1/2"	1.75	1.00	0.12	---
10242L	1/2" x 3/4"	1.40	1.10	0.16	---
10242	1/2" x 3/4"	1.60	1.12	0.16	---
10243	5/8" x 3/8"	1.24	0.87	0.12	---
10244L	5/8" x 1/2"	1.51	0.86	0.15	---
10244	5/8" x 1/2"	1.62	0.94	0.12	---
10245	5/8" x 3/4"	1.65	1.12	0.17	---
10246	3/4" x 1/2"	1.74	1.18	0.32	---
10247	3/4" x 3/4"	1.75	1.18	0.22	---
10248	7/8" x 3/4"	1.94	1.31	0.26	---

 **"L" means light pattern.**

These fittings are completely interchangeable with full pattern fittings, but have been modified in some way. This modification is usually in the length of the pipe threads. Used in plumbing and light industrial applications.


**WARNING:** This product can expose you to chemicals, including lead, which are known to the State of California to cause cancer and birth defects or other reproductive harm. For more information, visit [www.P65Warnings.ca.gov](http://www.P65Warnings.ca.gov)

46 U3 

# SAE 45° FLARE

## BRASS FITTINGS

### MALE ADAPTER



48  
248  
408

SAE# 010102

PART #	MALE FLARE X MALE NPTF	A	HEX	APPROX. WT. LBS.	LIST PRICE
10253	1/8" x 1/8"	0.92	0.43	0.02	---
10254	3/16" x 1/8"	1.00	0.43	0.03	---
10255L	1/4" x 1/8"	1.06	0.43	0.03	---
10255	1/4" x 1/8"	1.06	0.43	0.04	---
10256L	1/4" x 1/4"	1.15	0.56	0.03	---
10256	1/4" x 1/4"	1.25	0.56	0.04	---
10257	1/4" x 3/8"	1.31	0.68	0.06	---
10258	1/4" x 1/2"	1.44	0.87	0.11	---
10259L	5/16" x 1/8"	1.15	0.50	0.04	---
10259	5/16" x 1/8"	1.16	0.50	0.04	---
10260L	5/16" x 1/4"	1.31	0.56	0.06	---
10260	5/16" x 1/4"	1.34	0.56	0.06	---
10261	5/16" x 3/8"	1.38	0.68	0.08	---
10262	3/8" x 1/8"	1.25	0.62	0.07	---
10262L	3/8" x 1/8"				
10263L	3/8" x 1/4"	1.31	0.62	0.06	---
10263	3/8" x 1/4"	1.44	0.62	0.08	---
10263SS	3/8" x 1/4"				
10264L	3/8" x 3/8"	1.37	0.68	0.09	---
10264	3/8" x 3/8"	1.42	0.68	0.09	---
10264SS	3/8" x 3/8"				
10265L	3/8" x 1/2"	1.44	0.89	0.12	---
10265	3/8" x 1/2"	1.69	0.87	0.14	---
10266	3/8" x 3/4"	1.81	1.06	0.18	---
10267	1/2" x 1/4"	1.60	0.75	0.11	---
10268L	1/2" x 3/8"	1.46	0.75	0.10	---
10268	1/2" x 3/8"	1.62	0.75	0.12	---
10269L	1/2" x 1/2"	1.62	0.87	0.13	---
10269	1/2" x 1/2"	1.79	0.87	0.15	---
10270	1/2" x 3/4"	1.75	1.06	0.22	---
10271	5/8" x 1/4"	1.81	0.87	0.14	---
10272L	5/8" x 3/8"	1.67	0.87	0.14	---
10272	5/8" x 3/8"	1.81	0.87	0.18	---
10273L	5/8" x 1/2"	1.80	0.87	0.11	---
10273	5/8" x 1/2"	2.00	0.87	0.20	---
10274	5/8" x 3/4"	1.85	1.06	0.21	---
10275	3/4" x 1/2"	2.19	1.06	0.28	---
10276	3/4" x 3/4"	2.08	1.06	0.28	---
10277	7/8" x 1/2"	2.22	1.25	0.52	---
10278	7/8" x 3/4"	2.35	1.25	0.41	---
10279	1" x 3/4"	2.44	1.43	0.53	---
10280	1" x 1"	2.44	1.43	0.53	---

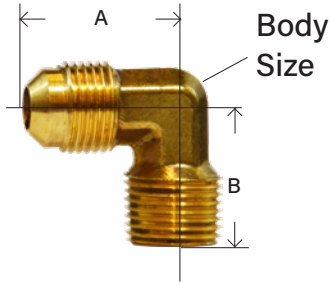
U1 48

**WARNING:** This product can expose you to chemicals, including lead, which are known to the State of California to cause cancer and birth defects or other reproductive harm. For more information, visit [www.P65Warnings.ca.gov](http://www.P65Warnings.ca.gov)

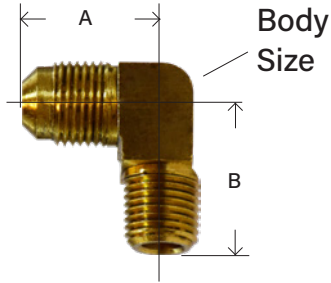
BRASS

**SAE 45° FLARE**

## BRASS FITTINGS

**90° MALE ELBOW**

Forged Elbow



\*Barstock Elbow

49  
249  
409  
SAE# 010202

PART #	MALE FLARE X MALE NPTF	A	B	BODY SIZE	APPROX. WT. LBS.	LIST PRICE
10283	1/8" x 1/8"	0.63	0.73	0.37	0.04	---
10283B*	1/8" x 1/8"	0.62	0.69	0.43	0.04	---
10284	3/16" x 1/8"	0.75	0.75	0.38	0.04	---
10284B*	3/16" x 1/8"	0.75	0.75	0.43	0.06	---
10285	3/16" x 1/4"	0.81	0.88	0.44	0.08	---
10286	1/4" x 1/8"	0.84	0.78	0.38	0.04	---
10286L	1/4" x 1/8"	0.96	0.80	0.37	0.04	---
10286B*	1/4" x 1/8"	0.81	0.78	0.47	0.05	---
10287	1/4" x 1/4"	0.81	0.88	0.44	0.05	---
10287B*	1/4" x 1/4"	0.91	0.93	0.59	0.08	---
10288	1/4" x 3/8"	0.91	0.91	0.47	0.08	---
10289	1/4" x 1/2"	1.03	1.09	0.59	0.10	---
10290	5/16" x 1/8"	0.91	0.88	0.44	0.06	---
10290B*	5/16" x 1/8"	0.91	0.78	0.52	0.06	---
10291	5/16" x 1/4"	0.98	0.96	0.44	0.08	---
10291B*	5/16" x 1/4"	0.95	0.92	0.62	0.08	---
10292	5/16" x 3/8"	1.06	1.09	0.59	0.08	---
10293	3/8" x 1/8"	1.00	0.91	0.53	0.08	---
10293B*	3/8" x 1/8"	1.03	0.91	0.65	0.08	---
10294	3/8" x 1/4"	1.01	0.89	0.48	0.08	---
10294B*	3/8" x 1/4"	0.97	1.04	0.68	0.11	---
10295	3/8" x 3/8"	1.00	0.88	0.47	0.10	---
10295L	3/8" x 3/8"	0.95	0.89	0.46	0.11	---
10295B*	3/8" x 3/8"	1.06	1.09	0.69	0.12	---
10296	3/8" x 1/2"	1.10	1.09	0.59	0.12	---
10297	3/8" x 3/4"	1.25	1.31	0.81	0.12	---
10298	1/2" x 1/4"	1.19	1.00	0.59	0.12	---
10298B*	1/2" x 1/4"	1.22	1.19	0.81	0.12	---
10299	1/2" x 3/8"	1.10	1.00	0.59	0.13	---
10299B*	1/2" x 3/8"	1.22	1.12	0.77	0.18	---
10300	1/2" x 1/2"	1.16	1.13	0.59	0.14	---
10300B*	1/2" x 1/2"	1.26	1.26	0.94	0.26	---
10301	1/2" x 3/4"	1.42	1.25	0.81	0.24	---
10311	5/8" x 1/4"	1.34	1.13	0.72	0.28	---
10302	5/8" x 3/8"	1.35	1.22	0.72	0.20	---
10302B*	5/8" x 3/8"	1.41	1.25	0.94	0.20	---
10303	5/8" x 1/2"	1.35	1.22	0.72	0.20	---
10303L	5/8" x 1/2"	1.29	1.11	0.70	0.20	---
10303B*	5/8" x 1/2"	1.41	1.38	0.94	0.20	---
10304	5/8" x 3/4"	1.44	1.31	0.81	0.25	---
10305	3/4" x 1/2"	1.67	1.50	0.88	0.34	---
10306	3/4" x 3/4"	1.67	1.63	0.88	0.30	---
10307	7/8" x 3/4"	1.75	1.68	1.00	0.44	---

249F 49 E1 149F

Dimension data can change without notice. Please check when dimensions are critical.

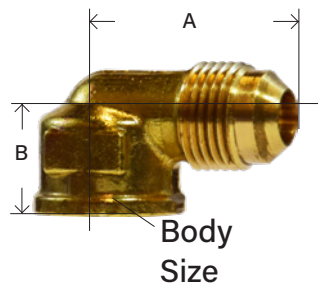
**WARNING:** This product can expose you to chemicals, including lead, which are known to the State of California to cause cancer and birth defects or other reproductive harm. For more information, visit [www.P65Warnings.ca.gov](http://www.P65Warnings.ca.gov)



# SAE 45° FLARE

## BRASS FITTINGS

### 90° FEMALE ELBOW



Forged Elbow

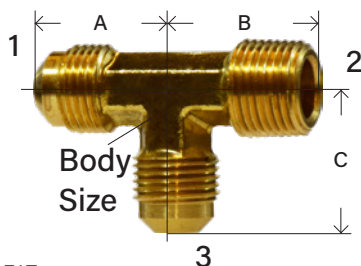


50F  
250  
500  
SAE# 010203  
\* Barstock

PART #	MALE FLARE X FEMALE NPTF	A	B	BODY SIZE	APPROX. WT. LBS.	LIST PRICE
10312	3/16" x 1/8"	0.81	0.44	0.56	0.05	---
10313	1/4" x 1/8"	0.90	0.46	0.56	0.06	---
10314	1/4" x 1/4"	0.97	0.59	0.75	0.08	---
10315	1/4" x 3/8"	1.03	0.57	0.81	0.09	---
10333	1/4" x 1/2"	1.08	0.66	1.00	0.12	---
10316	5/16" x 1/8"	0.94	0.88	0.45	0.08	---
10317	5/16" x 1/4"	1.03	0.58	0.75	0.06	---
10318	3/8" x 1/8"	1.00	0.88	0.47	0.10	---
10319	3/8" x 1/4"	1.06	0.59	0.75	0.09	---
10320	3/8" x 3/8"	1.06	0.57	0.81	0.10	---
10320B*	3/8" x 3/8"	1.10	0.75	0.82	0.16	---
10321	3/8" x 1/2"	1.16	0.66	1.00	0.14	---
10321L	3/8" x 1/2"	1.21	0.42	0.96	0.13	---
10322	3/8" x 3/4"	1.28	0.72	1.25	0.12	---
10323	1/2" x 1/4"	1.25	0.70	0.88	0.13	---
10324	1/2" x 3/8"	1.25	0.70	0.88	0.12	---
10325	1/2" x 1/2"	1.29	0.72	1.00	0.18	---
10325L	1/2" x 1/2"	1.24	0.71	0.98	0.17	---
10326	1/2" x 3/4"	1.41	0.72	1.25	0.20	---
10327	5/8" x 3/8"	1.35	1.22	0.72	0.22	---
10328	5/8" x 1/2"	1.38	0.75	1.00	0.20	---
10329	5/8" x 3/4"	1.50	0.76	1.25	0.28	---
10330	3/4" x 1/2"	1.63	1.06	1.06	0.42	---
10331	3/4" x 3/4"	1.88	1.06	1.31	0.40	---

E3 50 150F

### FORGED MALE RUN TEE



51F  
501

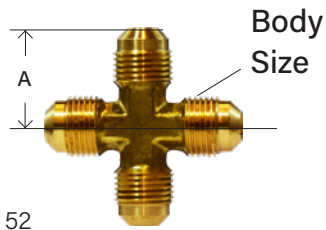
PART #	MALE FLARE X MALE NPTF (1&3) X 2	A	B	C	BODY SIZE	APPROX. WT. LBS.	LIST PRICE
10343	3/16" x 1/8"	0.75	0.75	0.75	0.37	0.05	---
10344	1/4" x 1/8"	0.78	0.75	0.78	0.37	0.06	---
10345	1/4" x 1/4"	0.88	0.88	0.88	0.44	0.08	---
10350	3/8" x 1/4"	1.00	0.94	1.00	0.44	0.12	---
10351	3/8" x 3/8"	1.00	1.00	1.00	0.47	0.10	---
10352	3/8" x 1/2"	1.12	1.22	1.12	0.69	0.12	---
10354	1/2" x 3/8"	1.16	1.09	1.16	0.59	0.18	---
10355	1/2" x 1/2"	1.22	1.22	1.22	0.69	0.22	---

T3 151F 51

Dimension data can change without notice. Please see our website when dimensions are critical.

**SAE 45° FLARE**

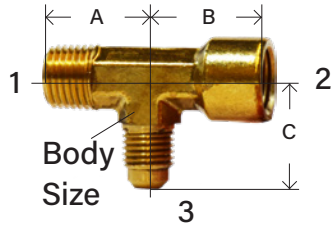
BRASS FITTINGS

**FORGED FLARE CROSS**

52  
502  
SAE# 010501

PART #	THREAD SIZE UNF	A	BODY SIZE	APPROX. WT. LBS.	LIST PRICE
10373	1/4"	0.88	0.44	0.10	---
10375	3/8"	1.00	0.44	0.16	---
10376	1/2"	1.16	0.59	0.24	---

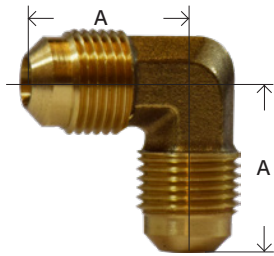
455 C1 147F 52

**FORGED ADAPTER TEE / SERVICE TEE**

53  
503

PART #	SIZE 1 X 2 X 3	A	B	C	BODY SIZE	APPROX. WT. LBS.	LIST PRICE
10382	1/8" x 1/8" x 1/4"	0.72	0.53	0.80	0.47	0.08	---
10383	1/4" x 1/4" x 1/4"	0.88	1.00	0.91	0.47	0.11	---

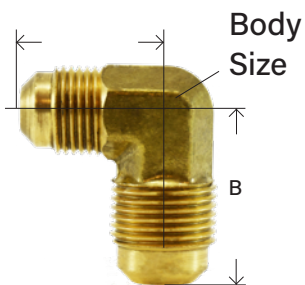
T17 53

**FORGED 90° FLARE ELBOW**

55F  
505  
\* Barstock

PART #	THREAD SIZE UNF	A	APPROX. WT. LBS.	LIST PRICE
10405	3/16"	0.75	0.06	---
10406	1/4"	0.81	0.08	---
10407	5/16"	0.91	0.10	---
10408	3/8"	1.00	0.10	---
10409	1/2"	1.16	0.14	---
10410	5/8"	1.41	0.22	---
10411	3/4"	1.66	0.68	---
10412	7/8"	1.81	0.82	---

E2 155F

**FORGED REDUCING ELBOW**

55R  
507

PART #	MALE FLARE X MALE FLARE	A	B	BODY SIZE	APPROX. WT. LBS.	LIST PRICE
10416	3/8" x 1/4"	1.00	0.88	0.47	0.08	---
10419	1/2" x 3/8"	1.19	1.02	0.59	0.14	---
10421	5/8" x 1/2"	1.34	1.23	0.72	0.21	---

ER2 657F 55R

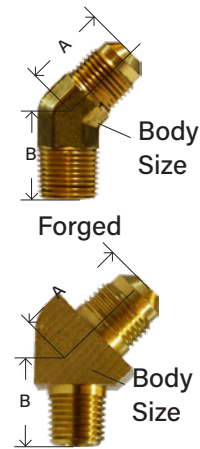
**WARNING:** This product can expose you to chemicals, including lead, which are known to the State of California to cause cancer and birth defects or other reproductive harm. For more information, visit [www.P65Warnings.ca.gov](http://www.P65Warnings.ca.gov)



# SAE 45° FLARE

## BRASS FITTINGS

### 45° ELBOW



### Barstock


54  
4945  
40945  
SAE# 010302  
\* Barstock

PART #	MALE FLARE X MALE NPTF	A	B	BODY SIZE	APPROX. WT. LBS.	LIST PRICE
10448	1/4" x 1/8"	0.67	0.64	0.41	0.04	---
10448B*	1/4" x 1/8"	0.67	0.64	0.44	0.04	---
10449	1/4" x 1/4"	0.75	0.86	0.53	0.07	---
10449B	1/4" x 1/4"					
10450	5/16" x 1/8"	0.78	0.64	0.53	0.06	---
10451	5/16" x 1/4"	0.81	0.86	0.53	0.07	---
10452	3/8" x 1/4"	0.91	0.86	0.53	0.09	---
10452B*	3/8" x 1/4"	0.89	0.86	0.64	0.12	---
10453	3/8" x 3/8"	0.93	0.94	0.59	0.11	---
10453B	3/8" x 3/8"					
10454	3/8" x 1/2"	0.99	1.17	0.75	0.19	---
10455	1/2" x 3/8"	1.07	0.88	0.59	0.12	---
10455B*	1/2" x 3/8"	1.06	0.94	0.76	0.18	---
10456	1/2" x 1/2"	1.12	1.18	0.75	0.20	---
10456B	1/2" x 1/2"					
10460	5/8" x 3/8"	1.13	0.95	0.81	0.22	---
10457	5/8" x 1/2"	1.12	1.17	0.78	0.18	---
10458	3/4" x 1/2"	1.28	1.16	0.88	0.26	---
10459	3/4" x 3/4"	1.41	1.20	0.88	0.31	---

E145 54 159F 654F 59FF 254 47 4945

### FEMALE 45° FLARE FITTINGS

### UNION




600  
600F  
SAE# 010107

PART #	FEMALE FLARE X FEMALE FLARE	A	HEX	APPROX. WT. LBS.	LIST PRICE
10135	1/4"	1.00	0.62	0.06	---
10136	3/8"	1.25	0.81	0.14	---
10137	1/2"	1.43	0.94	0.18	---
10138	5/8"	1.69	1.07	0.24	---
10139	3/4"	2.00	1.31	0.42	---

\* Use with Copper Gasket

2310 U4 660HD 32

### FEMALE FLARE ADAPTER




664  
SAE# 010106

PART #	FEMALE FLARE X MALE NPTF	A	HEX	APPROX. WT. LBS.	LIST PRICE
10440	1/4" x 1/8"	0.91	0.62	0.05	---
10441	1/4" x 1/4"	1.01	0.62	0.06	---
10442	3/8" x 1/4"	1.28	0.81	0.10	---
10438	3/8" x 1/2"				
10443	1/2" x 3/8"	1.36	0.94	0.14	---
10444	1/2" x 1/2"	1.46	0.94	0.14	---

U5 664FHD 33 48-FF

### FLARE REDUCER

SAE# 010105



601

PART #	MALE FLARE X FEMALE FLARE	A	HEX	APPROX. WT. LBS.	LIST PRICE
10462	1/4" x 3/8"	1.22	0.81	0.10	---
10461	1/4" x 1/2"	1.36	0.94	0.14	---
10463	3/8" x 1/4"	1.12	0.62	0.06	---
10464	3/8" x 1/2"	1.44	0.94	0.14	---
10473	3/8" x 5/8"	1.63	1.12	0.16	---
10467	1/2" x 3/8"	1.41	0.81	0.13	---
10468	1/2" x 5/8"	1.68	1.06	0.20	---
10469	5/8" x 1/2"	1.63	1.00	0.17	---
10470	5/8" x 3/4"	1.97	1.31	0.31	---

\* Available in Stainless Steel. Add SS to the part#

UR3 661FHD 227 46-FF

WARNING: This product can expose you to chemicals, including lead, which are known to the State of California to cause cancer and birth defects or other reproductive harm. For more information, visit www.P65Warnings.ca.gov


BRASS

**SAE 45° FLARE**

BRASS FITTINGS

## BRASS FLARE SWIVEL FITTINGS

## FORGED SWIVEL


700  
SAE# 010108

Hex

PART #	FEMALE FLARE UNF	A	HEX	APPROX. WT. LBS.	LIST PRICE
10481	1/4"	0.59	0.62	0.04	---
10482	5/16"	0.62	0.68	0.06	---
10483	3/8"	0.69	0.81	0.10	---
10483L	3/8"	0.63	0.80		---
10484	1/2"	0.81	0.94	0.16	---
10484L	1/2"	0.82	0.92		---
10485	5/8"	0.94	1.06	0.24	---
10486	3/4"	1.12	1.31	0.34	---

1350 US4 14FSV 34

## REDUCING SWIVELS




Hex 1

Hex 2

700R

PART #	FEMALE FLARE UNF	A	B	HEX 1	HEX 2	APPROX. WT. LBS.	LIST PRICE
10487	3/8" x 1/4"	0.72	0.60	0.81	0.62	0.08	---
10488	1/2" x 3/8"	0.84	0.70	0.94	0.81	0.12	---
10489	5/8" x 1/2"	0.98	0.82	1.03	0.94	0.22	---

## FORGED SWIVEL ELBOWS



Hex

701

PART #	MALE FLARE X FEMALE FLARE	A	B	HEX	APPROX. WT. LBS.	LIST PRICE
10493	1/4"	0.93	0.86	.563	0.12	---
10494	3/8"	1.13	1.1	.75	0.20	---
10495	1/2"	1.29	1.20	.88	0.25	---
10496	5/8"	1.50	1.30	1.00	0.37	---
10497	3/4"	1.83	1.60	1.25	0.54	---

ES4

## FLARE SWEAT FITTINGS



PART #	FLARE X SWEAT	LIST PRICE
10600	1/4" x 1/4"	---
10612	3/8" x 3/8"	---

**WARNING:** This product can expose you to chemicals, including lead, which are known to the State of California to cause cancer and birth defects or other reproductive harm. For more information, visit [www.P65Warnings.ca.gov](http://www.P65Warnings.ca.gov)

# POL FITTINGS

## BRASS FITTINGS

### TEE CONNECTION

2000



PART #	PIPE SIZE	LIST PRICE
34001	1/4" Inverted flare x 1/4" MPT	---

41-1-390-0014 2000

### TAILPIECE WITH FLATS

2001A

1/4 NPT




PART #	DESCRIPTION	LIST PRICE
34011	2.34 w/ wrench Flats	---
34012	2.13 w/ Hex	---

1001AUL 21605 M-2001-A 2002A 2001AHN

### STANDARD NUT

7/8" Hex

2001B



PART #	PIPE SIZE	LIST PRICE
34016	.880-14 LH	---

2001B

### TAILPIECE & NUT ASSEMBLY

2002AB



PART #	PIPE SIZE	LIST PRICE
34022	1/4	---

2002AB

### POL CAP

2004



PART #	PIPE SIZE	LIST PRICE
34031	.880-14LH	---

ME1699 POL2004 1004A M-2004

### POL PLUG WITH CHAIN

2014



PART #	DESCRIPTION	LIST PRICE
34141	POL PLUG WITH CHAIN	---

ME1691-1

### SINGLE PIECE POL ADAPTER

2008



PART #	DESCRIPTION	LIST PRICE
34130	MALE POL X 1/4 FPT	---
34131	MALE POL X 1/2 FPT	---

ME351 ME357

### ADAPTERS

35792  
35810



PART #	PIPE SIZE	LIST PRICE
34041	3/8 Flare x .880-14LH	---
34046	1/2 Flare x .880-14LH	---
34051	5/8 Flare x .880-14LH	---

ME3510 2906E 2007

### Plug




PART #	PIPE SIZE	LIST PRICE
34036		

**WARNING:** This product can expose you to chemicals, including lead, which are known to the State of California to cause cancer and birth defects or other reproductive harm. For more information, visit [www.P65Warnings.ca.gov](http://www.P65Warnings.ca.gov)

BRASS


**JIC 37° FLARE STRAIGHTS**

## BRASS FITTINGS

**STRAIGHT TUBE UNION**

PART #	TUBE OD	TUBE THREAD	L	HEX	WORKING PRESSURE	LIST PRICE
28966	1/4	7/16-20	1.35	0.49	3250 psi	---
28969	3/8	9/16-18	1.41	0.63	3250 psi	---
28970	1/2	3/4-16	1.62	0.81	3250 psi	---

SBC 132403 HTXB

**FEMALE STRAIGHT ADAPTER**

PART #	TUBE OD	PIPE	TUBE THREAD	L	HEX	WORKING PRESSURE	LIST PRICE
28957	1/4	1/8-27	7/16-20	1.19	0.56	3250 psi	---
28958	1/4	1/4-18	7/16-20	1.40	0.75	3250 psi	---
28959	3/8	1/4-18	9/16-18	1.40	0.75	3250 psi	---
28960	3/8	3/8-18	9/16-18	1.40	0.88	3250 psi	---
28961	1/2	3/8-18	3/4-16	1.56	0.88	3250 psi	---
28962	1/2	1/2-14	3/4-16	1.79	1.13	3250 psi	---
28963	5/8	1/2-14	7/8-14	1.87	1.13	3250 psi	---
28964	3/4	3/4-1/4	1-1/16-12	2.06	1.38	2600 psi	---

**STRAIGHT**

PART #	TUBE OD	A NPTF	TUBE THREAD	L	HEX	WORKING PRESSURE	LIST PRICE
28701	1/4	1/8-27	7/16-20	1.22	0.45	3250 psi	---
28702	1/4	1/4-18	7/16-20	1.37	0.56	3250 psi	---
28703	1/4	3/8-18	7/16-20	1.42	0.75	3250 psi	---
28704	5/16	1/8-27	1/2-20	1.41	0.56	3250 psi	---
28705	5/16	1/4-18	1/2-20	1.42	0.56	3250 psi	---
28706	3/8	1/8-27	9/16-18	1.24	0.63	3250 psi	---
28707	3/8	1/4-18	9/16-18	1.43	0.63	3250 psi	---
28708	3/8	3/8-18	9/16-18	1.38	0.75	3250 psi	---
28709	3/8	1/2-14	9/16-18	1.69	0.88	3250 psi	---
28710	1/2	1/4-18	3/4-16	1.53	0.81	3250 psi	---
28711	1/2	3/8-18	3/4-16	1.53	0.81	3250 psi	---
28712	1/2	1/2-14	3/4-16	1.79	0.88	3250 psi	---
28713	1/2	3/4-14	3/4-16	1.85	1.13	2600 psi	---
28714	5/8	3/8	7/8-14	1.84	0.94	3250 psi	---
28715	5/8	1/2-14	7/8-14	1.89	0.94	3250 psi	---
28716	5/8	3/4-14	7/8-14	1.95	1.13	2600 psi	---
28748	3/4	1/2-14	1 1/16-12	2.06	1.13	2925 psi	---
28717	3/4	3/4-14	1 1/16-12	2.06	1.13	2600 psi	---
28749	3/4	1-11 1/2	1 1/16-12	2.25	1.38	1950 psi	---
28719	1	3/4-14	1 5/16-12	2.06	1.13	2275 psi	---
28718	1	1-11 1/2	1 5/16-12	2.3	1.38	1950 psi	---

B2404 SB FTXB

**STRAIGHT SWIVEL ADAPTER**

PART #	TUBE OD	A NPTF	TUBE THREAD	L	HEX	WORKING PRESSURE	LIST PRICE
28752	1/4	1/4-18	7/16-20	1.389	.563	3250 psi	---
28753	3/8	1/4-18	9/16-18	1.6	.563	3250 psi	---
28754	3/8	3/8-18	9/16-18	1.574	.690	2925 psi	---
28756	1/2	1/2-14	3/4-16	1.706	.875	2600 psi	---


B6505 SJS

**WARNING:** This product can expose you to chemicals, including lead, which are known to the State of California to cause cancer and birth defects or other reproductive harm. For more information, visit [www.P65Warnings.ca.gov](http://www.P65Warnings.ca.gov)

# JIC 37° SHAPES

## BRASS FITTINGS

### 90° FORGED ELBOW




▪ Swivel available

PART #	TUBE OD	TUBE THREAD	A NPTF	M	N	Y	WORKING PRESSURE	LIST PRICE
28760F	1/4	7/16-20	1/8-27	0.89	0.78	0.5	2160 psi	---
28762F	1/4	7/16-20	1/4-18	1.05	1.03	0.53	1846 psi	---
28766F	5/16	1/2-20	1/4-18	1.10	1.10	0.55	3905 psi	---
28768F	3/8	9/16-18	1/8-27	1.06	1.00	0.56	3128 psi	---
28770F	3/8	9/16-18	1/4-18	1.06	1.09	0.54	1564 psi	---
28772F	3/8	9/16-18	3/8-18	1.15	1.22	0.74	1464 psi	---
28774F	1/2	3/4-16	3/8-18	1.25	1.22	0.81	1467 psi	---
28777F	1/2	3/4-16	1/2-14	1.31	1.47	0.90	1265 psi	---
28778F	1/2	3/4-16	3/4-14	1.4	1.59	0.89	2061 psi	---
28780F	5/8	7/8-14	1/2-14	1.45	1.47	0.88	1265 psi	---
28783F	3/4	1 1/16-12	3/4-14	1.66	1.59	1.06	1084 psi	---

DL3B2 3F69CL GGL6A1 F23L2 EE48D3 EE46B2 FF45A2 F48C3 FF22C3 D49B1 D25B1 3F47C1

### 45° FORGED ELBOW



▪ Swivel available

PART #	TUBE OD	TUBE THREAD	A NPTF	M	N	Y	WORKING PRESSURE	LIST PRICE
28724F	1/4	7/16-20	1/4-18	0.81	0.84	0.53	3750 psi	---
28731F	3/8	9/16-18	1/4-18	0.83	0.86	0.63	3128 psi	---
28733F	3/8	9/16-18	3/8-18	0.91	0.95	0.81	3100 psi	---
28736F	1/2	3/4-16	3/8-18	0.98	0.95	0.75	2938 psi	---
28738F	1/2	3/4-16	1/2-14	1.13	1.17	0.86	2826 psi	---
28742F	3/4	1 1/16-12	3/4-14	1.28	1.2	1.13	2442 psi	---

B2503 FBC-F VTXB

THREAD CHART	
SIZE	JIC THREAD
1/8	5/16-24
3/16	3/8-24
1/4	7/16-20
5/16	1/2-20
3/8	9/16-18
1/2	3/4-16
5/8	7/8-14
3/4	1-1/16-12
1	1-5/16-12

**WARNING:** This product can expose you to chemicals, including lead, which are known to the State of California to cause cancer and birth defects or other reproductive harm. For more information, visit [www.P65Warnings.ca.gov](http://www.P65Warnings.ca.gov)

BRASS

**INVERTED FLARE**

BRASS FITTINGS

**INVERTED FLARE FITTINGS**

Tube O.D.	1/8	3/16	1/4	5/16	3/8	7/16	1/2	5/8	3/4	7/8	1
Thread O.D. threads per inch	5/16-28	3/8-24	7/16-24	1/2-20	5/8-18	11/16-18	3/4-18	7/8-18	1-1/16-16	1-3/16-16	1-5/16-16

- Typical Application

Hydraulic brake, power steering, fuel lines and transmission cooler lines, LP and natural gas.

- Working Pressure Ranges

Temperature and type of tubing used are important factors. However, the following table is a

PSI	Tube O.D. (in.)	Tube Wall (in.)
2800	1/8	.030
1900	3/16	.030
1400	1/4	.030
1200	5/16	.032
1000	3/8	.032
750	1/2	.032
650	5/8	.035
550	3/4	.035

good guide for proper selection. Temperature 730F with copper tubing:

- Vibration

Excellent resistance.

- Temperature Range

-650F to +2500F (-530C to +1210C) range at maximum operating pressures.

- Used With

Copper, brass, aluminum and steel hydraulic tubing that can be flared.

- Advantages

Very low cost and reusable. Seats and threads are internal and protected. Compact, excellent vibration life. Short nut affords very close tube bends.

tube nut.

- Tolerance

+/- .03 on all dimensions.

- Conformance

Meets specifications and standards of ASA, ASME, SAE and MS (Military Standards).

- Assembly Instructions

1-Cut tubing to desired length. Make sure all burrs are removed and the ends are cut square.

2- Slide nut on tube. Threaded end "A" of nut must face out.

3- Flare end of tube with a 45° flaring tool.

a- Measure flare diameter.

b- Examine flare for excessive thin out.

c- On thin wall, welded or brazed tubing, use double flare to prevent pinch-off and cracked flares.

4- Lubricate threads and assemble to fitting body. Nut should be turned hand tight.

5- Tighten assembly with wrench until a solid feeling is encountered. From that point, apply a one-sixth turn.

**Note:** Do not over-torque as it may damage the fitting or split the tubing at the flare.

**STANDARD METRIC THREADS**

DESCRIPTION TUBE SIZE	THREAD O.D.	CREST (PITCH)	THREAD DESCRIPTION
Japanese 3/16"	10mm	1.0mm	M10 x 1.0
European 3/16"	10mm	1.0mm	M10 x 1.0
GM 6mm	12mm	1.0mm	M12 x 1.0
Fuel 5/16"	14mm	1.5mm	M14 x 1.5
Fuel 3/8"	16mm	1.5mm	M16 x 1.5

**Measuring Metric Threads:** Measure the O.D. of the threads and the crest to crest distance (pitch) in millimeters between threads.

Actual O.D. of male inverted flare threads

5/16"-28 2800 PSI    3/8"-24 1900 PSI    7/16"-24 1400 PSI    1/2"-20 1200 PSI    5/8"-18 1000 PSI

3/4"-18 750 PSI

7/8"-18 650 PSI

1-1/16"-16 550 PSI

1/8"

3/16"

1/4"

5/16"

3/8"

1/2"

5/8"


3/4"



# INVERTED FLARE

BRASS FITTINGS

## ZINC CHROMATE STEEL NUT

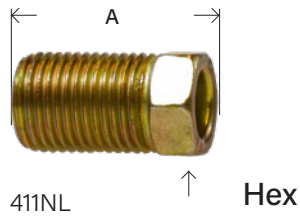


411FS  
411NS  
SAE# 040110

PART #	SIZE	THREAD	A	HEX	APPROX. WT. LBS.	LIST PRICE
12001	1/8"	5/16-28	0.52	0.31	0.01	---
12002	3/16"	3/8-24	0.56	0.37	0.02	---
12018	3/16"	7/16-24	0.56	0.43	0.02	---
12003	1/4"	7/16-24	0.56	0.43	0.02	---
12004	5/16"	1/2-20	0.62	0.50	0.02	---
12005	3/8"	5/8-18	0.66	0.62	0.03	---
12011	3/8"	11/16-18	0.66	0.68	0.05	---
12006	1/2"	3/4-18	0.74	0.75	0.08	---
12007	5/8"	7/8-18	0.80	0.87	0.10	---
12008	3/4"	1-1/16-16	0.88	1.06	0.10	---

121XXX 2105 411FS 105 41W

## LONG STEEL NUT



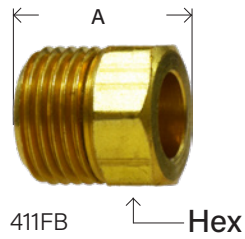
411NL

PART #	SIZE	A	HEX	APPROX. WT. LBS.	LIST PRICE
12009	3/16"	0.84	0.37	0.02	---
12010	1/4"	0.81	0.43	0.02	---

for Domestic lines

7896

## INVERTED FLARE BRASS NUT



411FB  
411NB

• More sizes available

PART #	SIZE	A	HEX	APPROX. WT. LBS.	LIST PRICE
12012	1/8"	0.52	0.31	0.01	---
12013	3/16"	0.56	0.37	0.01	---
12014	1/4"	0.56	0.43	0.02	---
12015	5/16"	0.62	0.50	0.03	---
12016	3/8"	0.66	0.62	0.04	---
12017	1/2"	0.74	0.75	0.05	---

SAE# 040110

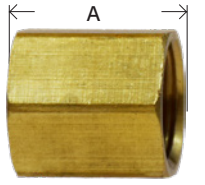
2100 411F 100 411B



PART #	TUBESIZE	THREAD	REF#	LIST PRICE
12260	3/16 British	3/8-24 Bubble	---	---
12261	3/16 European	M10 x 1.0 Bubble	276110	---
12262	3/16 Japanese	M10 x 1.0 Inv.	121050	---
12263	3/16 Domestic	1/2 x 20 Inv.	---	---
12264	3/16 Domestic	9/16 - 18 Inv.	121039	---
12265	3/16 Imported	M11 x 1.5 Bubble	276011	---
12266	3/16 Imported	M12 x 1.0 Bubble	276012	---
12268	1/4 Domestic	9/16 x 18 Inv.	121049	---
12269	1/4 Domestic	1/2 x 20 Inv.	121045	---
12270	6mm Imported	M12 x 1.0 Bubble		---
12271	6mm GM	M12 x 1.0 Bubble		---
12274	5/16 Domestic	M14 x 1.5 Surface Seal	121069	---
12275	3/8 Domestic	M16 x 1.5 Surface Seal	121070	---

**INVERTED FLARE**

## BRASS FITTINGS


**UNION INTERNAL**

421F  
421N  
Hex

SAE# 040101

PART #	INV. FLARE X INV. FLARE	A	HEX	APPROX. WT. LBS.	LIST PRICE
12022	1/8"	0.59	0.40	0.02	---
12023	3/16"	0.62	0.43	0.02	---
12024	1/4"	0.62	0.50	0.03	---
12025	5/16"	0.70	0.56	0.04	---
12026	3/8"	0.80	0.75	0.08	---
12027	1/2"	0.91	0.90	0.10	---
12028	5/8"	1.31	1.06	0.22	---

302 2300 421FHD


**FEMALE ADAPTER**

461N  
461N  
Hex

SAE# 040103

PART #	INV. FLARE X FEMALE NPTF	A	HEX	APPROX. WT. LBS.	LIST PRICE
12029	1/8" x 1/8"	0.716	0.50	0.03	---
12032	3/16" x 1/8"	0.75	0.50	0.02	---
12033	1/4" x 1/8"	0.75	0.53	0.02	---
12030	1/4" x 1/4"	1.01	0.751	0.11	---
12034	5/16" x 1/8"	0.78	0.59	0.04	---
12035	3/8" x 1/4"	1.03	0.75	0.08	---
12031	7/16" x 1/4"	1.06	0.81	0.11	---
12037	1/2" x 1/4"	1.09	0.90	0.12	---
12036	1/2" x 3/8"	1.10	0.90	0.12	---
12039	5/8" x 1/2"	1.32	1.065	0.19	---
12099	3/4" x 3/4"	1.50	1.25	0.36	---

461FHD 252 46W

**MALE ADAPTER**

Hex

481N  
481F

SAE# 040102

PART #	INV. FLARE X MALE NPTF	A	HEX	APPROX. WT. LBS.	LIST PRICE
12041	1/8" x 1/8"	0.63	0.40	0.02	---
12042	3/16" x 1/8"	0.70	0.43	0.02	---
12053	3/16" x 1/4"	0.72	0.56	0.04	---
12043	1/4" x 1/8"	0.74	0.50	0.03	---
12044	1/4" x 1/4"	0.89	0.56	0.04	---
12045	5/16" x 1/8"	0.79	0.56	0.03	---
12046	5/16" x 1/4"	0.98	0.56	0.05	---
12055	5/16" x 3/8"	1.01	0.75	0.07	---
12047	3/8" x 1/8"	0.88	0.72	0.05	---
12048	3/8" x 1/4"	1.02	0.75	0.06	---
12049	3/8" x 3/8"	1.02	0.75	0.08	---
12104	7/16" x 1/4"	1.05	0.81	0.06	---
12038	1/2" x 1/4"	0.97	0.87	0.10	---
12050	1/2" x 3/8"	1.06	0.87	0.08	---
12051	1/2" x 1/2"	1.06	0.87	0.11	---
12052	5/8" x 1/2"	1.32	1.06	0.15	---
12105	3/4" x 1/2"	1.38	1.25	0.18	---
12040	3/4" x 3/4"	1.39	1.25	0.24	---

2200 481FHD 202 48W 200

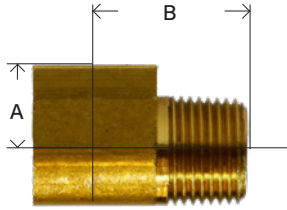
Dimension data can change without notice. Please check when dimensions are critical.

**WARNING:** This product can expose you to chemicals, including lead, which are known to the State of California to cause cancer and birth defects or other reproductive harm. For more information, visit [www.P65Warnings.ca.gov](http://www.P65Warnings.ca.gov)

# INVERTED FLARE

## BRASS FITTINGS

### ELBOW



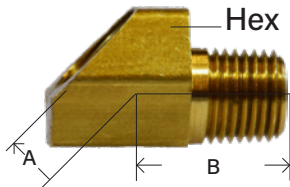
491N  
491F

SAE# 040202

PART #	INV. FLARE X MALE NPTF	A	B	APPROX. WT. LBS.	LIST PRICE
12057	1/8" x 1/8"	0.26	0.59	0.03	---
12058	3/16" x 1/8"	0.26	0.61	0.03	---
12059	1/4" x 1/8"	0.33	0.65	0.04	---
12060	1/4" x 1/4"	0.28	0.82	0.06	---
12061	5/16" x 1/8"	0.47	0.68	0.05	---
12062	5/16" x 1/4"	0.45	0.85	0.08	---
12082	5/16" x 3/8"	0.47	0.86	0.12	---
12063	3/8" x 1/8"	0.54	0.76	0.14	---
12064	3/8" x 1/4"	0.53	0.92	0.14	---
12065	3/8" x 3/8"	0.50	0.94	0.12	---
12114	1/2" x 1/4"	0.72	1.08	0.14	---
12066	1/2" x 3/8"	0.59	1.03	0.16	---
12067	1/2" x 1/2"	0.66	1.22	0.25	---
12056	5/8" x 3/8"	0.67	1.09	0.20	---
12068	5/8" x 1/2"	0.67	1.29	0.18	---
12081	1" x 1"	1.02	1.69	0.60	---

400 2400 249IFHD 402 249IF 49W

### 45° ELBOW



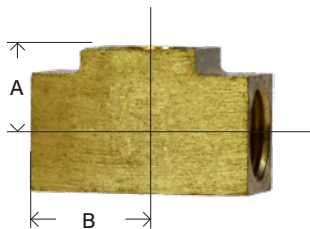
591F  
941N

SAE# 040302

PART #	INV. FLARE X MALE NPTF	A	B	HEX	APPROX. WT. LBS.	LIST PRICE
12070	1/8" x 1/8"	0.22	0.48	0.50	0.03	---
12072	3/16" x 1/8"	0.25	0.55	0.53	0.02	---
12073	1/4" x 1/8"	0.27	0.58	0.56	0.04	---
12074	5/16" x 1/8"	0.36	0.56	0.62	0.06	---
12075	5/16" x 1/4"	0.23	0.83	0.62	0.06	---
12115	3/8" x 1/8"	0.34	0.87	0.87	0.09	---
12076	3/8" x 1/4"	0.51	0.84	0.78	0.09	---
12077	1/2" x 3/8"	0.38	0.91	0.84	0.11	---
12079	5/8" x 1/2"	0.44	1.00	1.06	0.21	---

154 2352 259IFHD 352 94W

### UNION TEE



441F  
441N

SAE# 040401

PART #	SIZE	A	B	APPROX. WT. LBS.	LIST PRICE
12085	1/8"	0.33	0.47	0.04	---
12086	3/16"	0.39	0.55	0.04	---
12087	1/4"	0.42	0.56	0.08	---
12088	5/16"	0.45	0.63	0.09	---
12089	3/8"	0.56	0.74	0.17	---
12090	1/2"	0.67	0.88	0.24	---

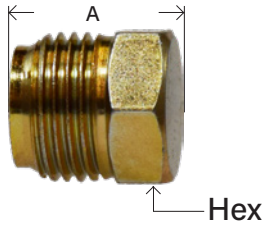
244IFHD 702 44I

**WARNING:** This product can expose you to chemicals, including lead, which are known to the State of California to cause cancer and birth defects or other reproductive harm. For more information, visit [www.P65Warnings.ca.gov](http://www.P65Warnings.ca.gov)

BRASS

**INVERTED FLARE**

## BRASS FITTINGS

**STEEL PLUG**

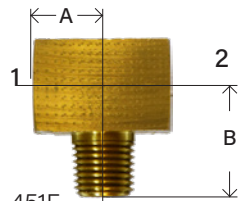
391N 391N  
391F 391F



PART #	SIZE	A	HEX	APPROX. WT. LBS.	LIST PRICE
12091	3/16"	0.53	0.37	0.01	---
12092	1/4"	0.54	0.43	0.02	---
12093	5/16"	0.59	0.50	0.03	---
12094	3/8"	0.66	0.62	0.04	---
BRASS					
12095	3/8"	0.66	0.63	0.04	---
12096	1/2"	0.82	0.75	0.07	---
12097	5/8"	0.90	0.87	0.10	---
12098	3/4"	0.95	1.07	0.17	---

• cored

106 41IP 131 2131

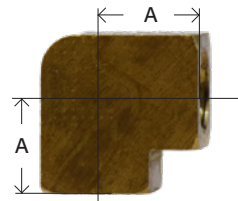
**MALE BRANCH TEE**

451F  
451N 3

SAE# 040425

PART #	INV. FLARE X MALE NPTF (1&2)X3	A	B	APPROX. WT. LBS.	LIST PRICE
12100	3/16" x 1/8"	0.41	0.60	0.04	---
12101	1/4" x 1/8"	0.42	0.64	0.06	---
12102	5/16" x 1/8"	0.47	0.68	0.07	---
12103	3/8" x 1/4"	0.58	0.93	0.15	---

145 245IFHD 602 2600 600

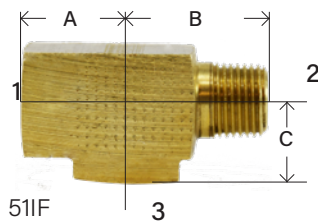
**FEMALE ELBOW**

501F  
501N

SAE# 040203

PART #	INV. FLARE X FEMALE NPTF	A	APPROX. WT. LBS.	LIST PRICE
12110	1/4" x 1/8"	0.55	0.07	---
12111	5/16" x 1/8"	0.51	0.08	---
12112	3/8" x 1/4"	0.68	0.10	---

450

**MALE RUN TEE**

511F  
511N

SAE# 040424

PART #	INV. FLARE X MALE NPTF (1&3)X2	A	B	C	APPROX. WT. LBS.	LIST PRICE
12118	3/16" x 1/8"	0.53	0.72	0.39	0.06	---
12119	1/4" x 1/8"	0.56	0.75	0.42	0.08	---
12120	5/16" x 1/8"	0.62	0.85	0.45	0.10	---
12121	3/8" x 1/4"	0.75	1.08	0.56	0.14	---

251IFHD 752 550 151

**WARNING:** This product can expose you to chemicals, including lead, which are known to the State of California to cause cancer and birth defects or other reproductive harm. For more information, visit [www.P65Warnings.ca.gov](http://www.P65Warnings.ca.gov)

# COMPRESSION

BRASS FITTINGS

## COMPRESSION FITTINGS



These are NOT Lead Free  
See Lead Free Section for Lead Free products

TUBE O.D.	1/8	3/16	1/4	5/16	3/8	7/16	1/2	5/8	3/4	7/8
THREAD SIZE-B	5/16-24	3/8-24	7/16-24	1/2-24	9/16-24	5/8-24	11/16-20	13/16-18	1-18	1-1/8-18
WORKING PRESSURE	400	400	300	300	200	200	200	150	100	75

• Typical Application

Use with copper, aluminum and thermoplastic tubing. Not recommended for steel tubing. Manufactured for low and medium pressure tubing connection work where excessive vibration or tube movement is not involved. Not recommended for application using gaseous media.

• Pressure

See table above for working pressures at 73oF.

• Vibration

Fair resistance - use long nut when greater vibration resistance is needed.

• Temperature Range

-65oF to +250oF (-53oC to +121oC) range at maximum operating pressures. (Refer to tubing temperature range.)

• Used With

Aluminum, copper, brass and plastic tubing. Plastic tubing requires insert. Not recommended for steel tubing.

• Tolerance

+/- .02 on all dimensions. Dimension data can change without notice. Please call us when dimensions are critical.

• Conformance

Meets specifications and standards of ASA, ASME and SAE.

• Assembly Instructions

- 1- Cut tubing to desired length.
- 2- Slide nut and then sleeve on tube. Threaded end "A" of nut must face toward fitting.
- 3- Insert tubing into fitting body. Be sure tubing is bottomed on fitting shoulder.
- 4- Lubricate threads and assemble nut to fitting body.
- 5- Tighten nut hand tight. From that point, tighten with a wrench the number of turns indicated in the chart below.

TUBE SIZE	ADDITIONAL TURNS FROM HAND TIGHT
1/8" thru 1/4"	1-1/4"
5/16"	1-3/4"
3/8" thru 1"	2-1/4"

- "L" at the end of a Part# means Light Pattern -These fittings are completely interchangeable with full pattern fittings, but have been modified in some way. This modification is usually in the length of the pipe threads. Used in plumbing and light industrial applications.

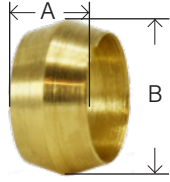
Actual Profile of Compression Threads



**WARNING:** This product can expose you to chemicals, including lead, which are known to the State of California to cause cancer and birth defects or other reproductive harm. For more information, visit [www.P65Warnings.ca.gov](http://www.P65Warnings.ca.gov)

**COMPRESSION**

## BRASS FITTINGS

**BRASS SLEEVE**

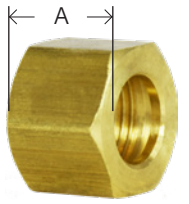
60

**• FERRULES**

SAE# 060115

PART #	SIZE	A	B	APPROX. WT. LBS.	LIST PRICE
18001	1/8"	0.19	0.19	0.01	---
18002	3/16"	0.22	0.27	0.01	---
18003	1/4"	0.25	0.34	0.01	---
18004	5/16"	0.25	0.41	0.01	---
18005	3/8"	0.25	0.47	0.02	---
18006	7/16"	0.31	0.53	0.02	---
18007	1/2"	0.38	0.59	0.02	---
18008	5/8"	0.38	0.71	0.03	---
18009	3/4"	0.44	0.87	0.03	---
18010	7/8"	0.41	0.99	0.03	---
18011	1"	0.55	1.16	0.03	---

60 260

**BRASS NUT**

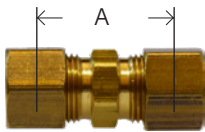
61

Hex

SAE# 060110

PART #	SIZE	THREAD	A	HEX	APPROX. WT. LBS.	LIST PRICE
18033	1/8"	5/16-24	0.38	0.37	0.01	---
18034	3/16"	3/8-24	0.41	0.43	0.01	---
18035L	1/4"	7/16-24	0.44	0.50	0.02	---
18035	1/4"	7/16-24	0.44	0.50	0.02	---
18036	5/16"	1/2-24	0.44	0.56	0.02	---
18037L	3/8"	9/16-24	0.47	0.62	0.04	---
18037	3/8"	9/16-24	0.47	0.62	0.04	---
18038	7/16"	5/8-24	0.50	0.68	0.04	---
18039L	1/2"	11/16-20	0.56	0.75	0.04	---
18039	1/2"	11/16-20	0.62	0.81	0.04	---
18040L	5/8"	13/16-18	0.56	0.87	0.06	---
18040	5/8"	13/16-18	0.62	0.94	0.06	---
18041	3/4"	1-18	0.68	1.12	0.08	---
18042	7/8"	1-1/8 - 18	0.62	1.25	0.10	---
18043	1"		0.94	1.38	0.15	---

61 261

**UNION**62  
262

Hex

SAE# 060101BA

PART #	SIZE	A	HEX	APPROX. WT. LBS.	LIST PRICE
18062	1/8"	0.64	0.31	0.03	---
18063	3/16"	0.75	0.37	0.04	---
18064L	1/4"	0.79	0.43	0.06	---
18064	1/4"	0.81	0.43	0.06	---
18065	5/16"	0.88	0.50	0.06	---
18066L	3/8"	0.96	0.56	0.09	---
18066	3/8"	0.98	0.56	0.10	---
18067	7/16"	1.02	0.62	0.12	---
18068L	1/2"	1.06	0.68	0.16	---
18068	1/2"	1.25	0.68	0.16	---
18069L	5/8"	1.43	0.81	0.24	---
18069	5/8"	1.25	0.81	0.26	---
18070	3/4"	1.41	1.00	0.35	---
18071L	7/8"	1.03	1.12	0.34	---
18071	7/8"	1.00	1.12	0.36	---

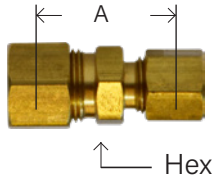
M-62

**WARNING:** This product can expose you to chemicals, including lead, which are known to the State of California to cause cancer and birth defects or other reproductive harm. For more information, visit [www.P65Warnings.ca.gov](http://www.P65Warnings.ca.gov)

# COMPRESSION

## BRASS FITTINGS

### REDUCING UNION

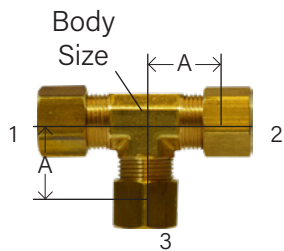


62R

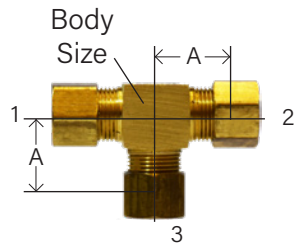
PART #	SIZE	A	HEX	APPROX. WT. LBS.	LIST PRICE
18076	1/4" x 1/8"	0.73	0.44	0.04	---
18077	1/4" x 3/16"	0.78	0.44	0.06	---
18078	5/16" x 1/4"	0.81	0.50	0.06	---
18079	3/8" x 1/4"	0.90	0.56	0.10	---
18080	3/8" x 5/16"	0.94	0.56	0.10	---
18081	1/2" x 3/8"	1.03	0.68	0.12	---
18082	5/8" x 3/8"	1.03	0.81	0.15	---
18083	5/8" x 1/2"	1.16	0.81	0.18	---
18084	7/8" x 5/8"	1.23	1.18	0.20	---

62-R

### TEE



Forged



Barstock

64

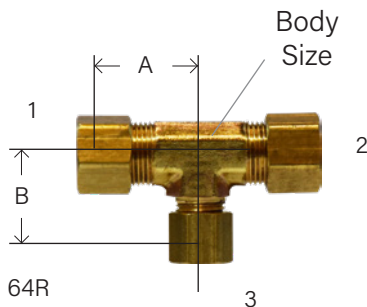
SAE# 060401

PART #	SIZE	A	BODY SIZE	APPROX. WT. LBS.	LIST PRICE
18101	1/8"	0.61	0.37	0.04	---
18101B*	1/8"	0.62	0.33	0.04	---
18102	3/16"	0.59	0.36	0.08	---
18103	1/4"	0.63	0.36	0.10	---
18103B*	1/4"	0.62	0.49	0.10	---
18104	5/16"	0.72	0.50	0.13	---
18105	3/8"	0.75	0.50	0.16	---
18105B*	3/8"	0.73	0.59	0.16	---
18106	1/2"	0.94	0.59	0.22	---
18107	5/8"	1.06	0.69	0.28	---
18108	3/4"	1.22	0.88	0.32	---
18109	7/8"	1.25	0.94	0.34	---

\* Barstock

64 264C

### FORGED REDUCING TEE



64R

PART #	SIZE 1 X 2 X 3	A	B	BODY SIZE	APPROX. WT. LBS.	LIST PRICE
18110	1/4" x 1/4" x 3/8"	0.69	0.75	0.50	0.14	---
18115	3/8" x 3/8" x 1/4"	0.75	0.69	0.50	0.14	---
18116	1/2" x 1/2" x 1/4"	0.94	0.81	0.59	0.16	---
18117	1/2" x 1/2" x 3/8"	0.94	0.81	0.59	0.24	---
18118	5/8" x 5/8" x 3/8"	1.06	0.94	0.69	0.28	---
18119	5/8" x 5/8" x 1/2"	1.06	1.06	0.69	0.30	---

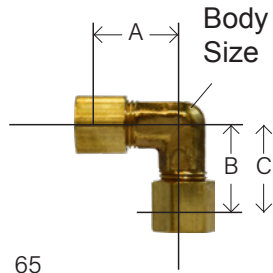
64-R

**WARNING:** This product can expose you to chemicals, including lead, which are known to the State of California to cause cancer and birth defects or other reproductive harm. For more information, visit [www.P65Warnings.ca.gov](http://www.P65Warnings.ca.gov)

BRASS

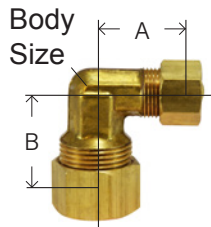
**COMPRESSION**

BRASS FITTINGS

**UNION ELBOW SAE# 060201**65  
Forged Barstock

PART #	SIZE	A	BODY SIZE	APPROX. WT. LBS.	LIST PRICE
18122B*	1/8"	0.62	0.35	0.04	---
18123	3/16"	0.61	0.37	0.06	---
18124	1/4"	0.66	0.38	0.08	---
18124B	1/4"				
18125	5/16"	0.69	0.47	0.09	---
18126	3/8"	0.72	0.43	0.12	---
18127	1/2"	0.94	0.59	0.19	---
18128	5/8"	1.06	0.72	0.26	---
18129	3/4"	1.19	0.94	0.48	---
18130	7/8"	1.25	0.94	0.44	---


65 BSE2 165C 265C

**REDUCING ELBOW - Forged**

65R

PART #	SIZE	A	B	BODY SIZE	APPROX. WT. LBS.	LIST PRICE
18135	3/8" x 1/4"	0.69	0.75	0.47	0.12	---
18136	1/2" x 3/8"	0.88	0.94	0.59	0.15	---

65-R

**FEMALE ADAPTER**66  
SAE# 060103

PART #	COMP. X FEMALE NPTF	A	HEX	APPROX. WT. LBS.	LIST PRICE
18142	1/8" x 1/8"	0.75	0.56	0.02	---
18143	3/16" x 1/8"	0.78	0.56	0.04	---
18143L	3/16" x 1/4"				
18144	3/16" x 1/4"	0.96	0.68	0.04	---
18145L	1/4" x 1/8"	0.84	0.50	0.05	---
18145	1/4" x 1/8"	0.78	0.56	0.05	---
18146L	1/4" x 1/4"	0.88	0.62	0.09	---
18146	1/4" x 1/4"	1.03	0.68	0.09	---
18148	1/4" x 1/2"	1.02	0.87	0.12	---
18149	5/16" x 1/8"	0.81	0.56	0.05	---
18150	5/16" x 1/4"	0.91	0.62	0.06	---
18152	3/8" x 1/8"	0.88	0.56	0.06	---
18153L	3/8" x 1/4"	0.97	0.62	0.08	---
18153	3/8" x 1/4"	1.06	0.68	0.08	---
18154L	3/8" x 3/8"	1.03	0.75	0.08	---
18154	3/8" x 3/8"	1.06	0.81	0.10	---
18155	3/8" x 1/2"	1.12	1.00	0.08	---
18156	3/8" x 3/4"	1.19	1.16	0.14	---
18157	1/2" x 1/4"	1.09	0.68	0.10	---
18158L	1/2" x 3/8"	0.94	0.81	0.12	---
18158	1/2" x 3/8"	1.12	0.81	0.12	---
18159L	1/2" x 1/2"	1.19	1.00	0.12	---
18159	1/2" x 1/2"	1.31	1.00	0.12	---
18162L	5/8" x 1/2"	1.20	0.94	0.18	---
18162	5/8" x 1/2"	1.38	1.00	0.18	---
18163	5/8" x 3/4"	1.20	1.12	0.22	---
18164	3/4" x 1/2"	1.25	1.06	0.26	---
18165	3/4" x 3/4"	1.28	1.19	0.28	---
18166	7/8" x 3/4"	1.31	1.12	0.34	---

• More sizes available

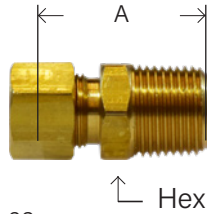
**WARNING:** This product can expose you to chemicals, including lead, which are known to the State of California to cause cancer and birth defects or other reproductive harm. For more information, visit [www.P65Warnings.ca.gov](http://www.P65Warnings.ca.gov)



# COMPRESSION

## BRASS FITTINGS

### MALE ADAPTER



68

SAE# 060102

PART #	COMP. X MALE NPTF	A	HEX	APPROX. WT. LBS.	LIST PRICE
18175	1/8" x 1/16"	0.78	0.37	0.02	---
18176	1/8" x 1/8"	0.78	0.43	0.04	---
18177	3/16" x 1/8"	0.84	0.43	0.04	---
18178	3/16" x 1/4"	0.94	0.56	0.06	---
18179L	1/4" x 1/8"	0.88	0.56	0.04	---
18179	1/4" x 1/8"	0.88	0.43	0.04	---
18180L	1/4" x 1/4"	0.94	0.56	0.05	---
18180	1/4" x 1/4"	1.06	0.56	0.06	---
18181	1/4" x 3/8"	1.03	0.68	0.08	---
18182	1/4" x 1/2"	1.09	0.81	0.10	---
18183	5/16" x 1/8"	0.91	0.50	0.05	---
18184L	5/16" x 1/4"	1.01	0.56	0.06	---
18184	5/16" x 1/4"	1.09	0.56	0.06	---
18185	5/16" x 3/8"	1.06	0.68	0.07	---
18186	5/16" x 1/2"	1.14	0.87	0.10	---
18187L	3/8" x 1/8"	0.94	0.56	0.06	---
18187	3/8" x 1/8"	0.97	0.56	0.06	---
18188L	3/8" x 1/4"	1.03	0.56	0.06	---
18188	3/8" x 1/4"	1.16	0.56	0.07	---
18189L	3/8" x 3/8"	1.09	0.68	0.08	---
18189	3/8" x 3/8"	1.14	0.69	0.08	---
18190L	3/8" x 1/2"	1.19	0.88	0.12	---
18190	3/8" x 1/2"	1.34	0.87	0.13	---
18191	3/8" x 3/4"	1.29	1.06	0.16	---
18192	7/16" x 1/4"	1.06	0.62	0.10	---
18204	7/16" x 3/8"	1.10	0.68	0.12	---
18193L	1/2" x 1/4"	1.09	0.69	0.11	---
18193	1/2" x 1/4"	1.22	0.68	0.11	---
18194L	1/2" x 3/8"	1.16	0.68	0.12	---
18194	1/2" x 3/8"	1.16	0.69	0.12	---
18195L	1/2" x 1/2"	1.09	0.81	0.12	---
18195	1/2" x 1/2"	1.41	0.87	0.19	---
18196	1/2" x 3/4"	1.38	1.06	0.22	---
18216	5/8" x 1/4"	1.21	0.87	0.22	---
18197	5/8" x 3/8"	1.22	0.87	0.24	---
18198	5/8" x 1/2"	1.12	0.81	0.24	---
18199	5/8" x 3/4"	1.31	1.06	0.26	---
18200	3/4" x 1/2"	1.44	1.00	0.26	---
18201	3/4" x 3/4"	1.50	1.06	0.26	---
18202	7/8" x 1/2"	1.18	1.12	0.26	---
18203	7/8" x 3/4"	1.22	1.12	0.28	---
18205	7/8" x 1"	1.67	1.37	0.32	---
18207	1" x 1"	2.00	1.38	0.48	---


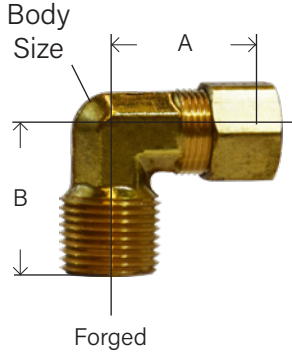
68

**WARNING:** This product can expose you to chemicals, including lead, which are known to the State of California to cause cancer and birth defects or other reproductive harm. For more information, visit [www.P65Warnings.ca.gov](http://www.P65Warnings.ca.gov)



**COMPRESSION**

## BRASS FITTINGS

**MALE ELBOW**

69

SAE# 060202

PART #	COMP. X MALE NPTF	A	B	BODY SIZE	APPROX. WT. LBS.	LIST PRICE
18219	1/8" x 1/16"	0.59	0.73	0.34	0.02	---
18220	1/8" x 1/8"	0.59	0.75	0.34	0.02	---
18220B*	1/8" x 1/8"	0.60	0.67	0.43	0.04	---
18221	3/16" x 1/8"	0.63	0.72	0.34	0.04	---
18221B*	3/16" x 1/8"	0.62	0.69	0.43	0.06	---
18223	3/16" x 1/4"	0.60	0.81	0.39	0.05	---
18224	1/4" x 1/8"	0.60	0.75	0.37	0.06	---
18224B*	1/4" x 1/8"	0.62	0.75	0.43	0.06	---
18225	1/4" x 1/4"	0.65	0.94	0.36	0.08	---
18225B*	1/4" x 1/4"	0.61	0.81	0.56	0.08	---
18226	1/4" x 3/8"	0.75	0.91	0.47	0.08	---
18227	1/4" x 1/2"	0.81	1.13	0.56	0.12	---
18228	5/16" x 1/8"	0.66	0.75	0.47	0.06	---
18228B*	5/16" x 1/8"	0.62	0.75	0.42	0.06	---
18229	5/16" x 1/4"	0.66	0.81	0.47	0.07	---
18229B*	5/16" x 1/4"	0.69	0.84	0.57	0.08	---
18230	5/16" x 3/8"	0.75	0.91	0.47	0.10	---
18232	3/8" x 1/8"	0.72	0.66	0.39	0.06	---
18232B*	3/8" x 1/8"	0.69	0.69	0.57	0.06	---
18233	3/8" x 1/4"	0.75	0.82	0.46	0.08	---
18233B*	3/8" x 1/4"	0.75	0.94	0.57	0.08	---
18234	3/8" x 3/8"	0.81	0.94	0.46	0.10	---
18234B*	3/8" x 3/8"	0.71	0.83	0.69	0.10	---
18235	3/8" x 1/2"	0.87	1.12	0.56	0.14	---
18235B*	3/8" x 1/2"	0.88	1.16	0.94	0.14	---
18248	3/8" x 3/4"	1.03	1.19	0.81	0.18	---
18247	7/16" x 1/4"	0.84	1.00	0.56	0.14	---
18236	1/2" x 1/4"	0.88	0.97	0.56	0.14	---
18237	1/2" x 3/8"	0.88	1.03	0.56	0.19	---
18237B*	1/2" x 3/8"	0.94	1.12	0.70	0.19	---
18238	1/2" x 1/2"	0.94	1.13	0.59	0.17	---
18238B*	1/2" x 1/2"	0.94	1.31	0.86	0.17	---
18239	1/2" x 3/4"	1.16	1.25	0.81	0.18	---
18240	5/8" x 3/8"	1.06	1.12	0.68	0.18	---
18241	5/8" x 1/2"	1.06	1.16	0.68	0.20	---
18241B*	5/8" x 1/2"	1.06	1.31	0.86	0.20	---
18242	5/8" x 3/4"	1.16	1.31	0.81	0.24	---
18243	3/4" x 1/2"	1.19	1.31	0.94	0.26	---
18245	3/4" x 3/4"	1.19	1.38	0.94	0.30	---
18246	7/8" x 3/4"	1.25	1.38	0.94	0.35	---

\* Barstock

69 269C BSE1 169C

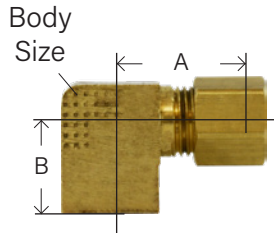
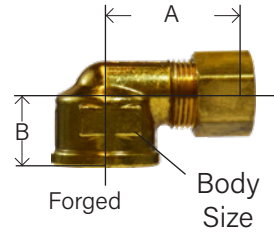
Dimension data can change without notice. Please check when dimensions are critical.

**WARNING:** This product can expose you to chemicals, including lead, which are known to the State of California to cause cancer and birth defects or other reproductive harm. For more information, visit [www.P65Warnings.ca.gov](http://www.P65Warnings.ca.gov)

# COMPRESSION

## BRASS FITTINGS

### FEMALE ELBOW



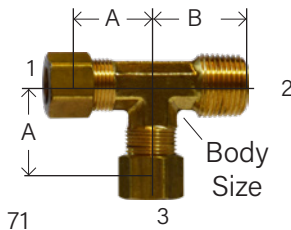
70  
SAE# 060203

PART #	COMP. X FEMALE NPTF	A	B	BODY SIZE	APPROX. WT. LBS.	LIST PRICE
18251	1/8" x 1/8"	0.69	0.56	0.56	0.04	---
18252	3/16" x 1/8"	0.69	0.47	0.56	0.04	---
18253	1/4" x 1/8"	0.69	0.47	0.56	0.06	---
18253B*	1/4" x 1/8"	0.69	0.56	0.56	0.06	---
18254	1/4" x 1/4"	0.75	0.50	0.72	0.08	---
18267	1/4" x 3/8"	0.81	0.58	0.81	0.08	---
18268	1/4" x 1/2"	0.89	0.66	1.00	0.10	---
18255	5/16" x 1/8"	0.72	0.84	0.47	0.08	---
18256	5/16" x 1/4"	0.78	0.50	0.72	0.09	---
18257	3/8" x 1/8"	0.75	0.84	0.47	0.10	---
18258	3/8" x 1/4"	0.84	0.59	0.75	0.10	---
18259	3/8" x 3/8"	0.88	0.58	0.81	0.12	---
18260	3/8" x 1/2"	0.97	0.66	1.00	0.14	---
18261	1/2" x 1/4"	1.06	0.70	0.88	0.18	---
18262	1/2" x 3/8"	1.00	0.70	0.88	0.16	---
18263	1/2" x 1/2"	1.03	0.72	1.00	0.20	---
18264	5/8" x 1/2"	1.09	0.77	1.00	0.22	---
18265	5/8" x 3/4"	1.22	0.77	1.25	0.24	---

\* Barstock

70 270C BSE3 170C

### FORGED MALE RUN TEE

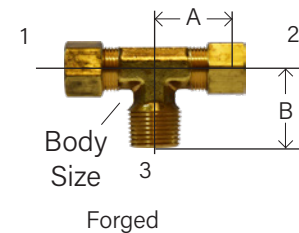


SAE#060424BA

PART #	COMP. X MALE NPTF (1&3) X 2	A	B	BODY SIZE	APPROX. WT. LBS.	LIST PRICE
18273	3/16" x 1/8"	0.63	0.69	0.36	0.07	---
18274	1/4" x 1/8"	0.63	0.75	0.36	0.08	---
18275	1/4" x 1/4"	0.69	0.88	0.44	0.10	---
18276	5/16" x 1/8"	0.72	0.75	0.50	0.10	---
18280	3/8" x 3/8"	0.88	1.00	0.47	0.20	---
18281	1/2" x 3/8"	0.94	1.09	0.59	0.24	---
18282	1/2" x 1/2"	0.97	1.19	0.69	0.26	---

71 171C BST3

### MALE BRANCH TEE



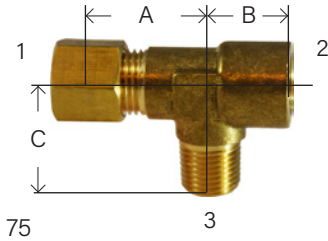
SAE# 060425

PART #	COMP. X MALE NPTF (1&2) X 3	A	B	BODY SIZE	APPROX. WT. LBS.	LIST PRICE
18290	3/16" x 1/8"	0.63	0.69	0.36	0.08	---
18291	1/4" x 1/8"	0.62	0.75	0.36	0.10	---
18292	1/4" x 1/4"	0.69	0.86	0.44	0.10	---
18293	5/16" x 1/8"	0.72	0.75	0.50	0.11	---
18294	5/16" x 1/4"	0.75	0.88	0.44	0.12	---
18295	3/8" x 1/8"	0.75	0.75	0.50	0.14	---
18296	3/8" x 1/4"	0.78	0.88	0.44	0.16	---
18297	3/8" x 3/8"	0.78	0.97	0.47	0.18	---
18298	3/8" x 1/2"	0.88	1.22	0.69	0.20	---
18299	1/2" x 3/8"	0.94	1.12	0.59	0.24	---
18300	1/2" x 1/2"	0.97	1.19	0.69	0.30	---
18301	5/8" x 1/2"	1.06	1.31	0.69	0.32	---
18302	3/4" x 1/2"	1.22	1.34	0.88	0.50	---

72 BST1 172C

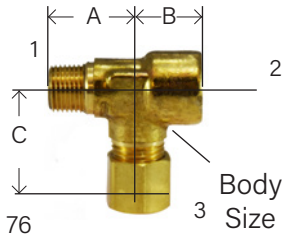
**COMPRESSION**

## BRASS FITTINGS

**FORGED TEE**

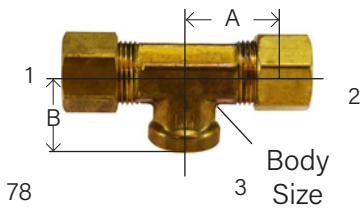
PART #	COMP. X FEMALE NPTF X MALE NPTF 1X(2&3)	A	B	C	APPROX. WT. LBS.	LIST PRICE
18307	1/4" x 1/8"	0.72	0.53	0.72	0.20	---

BST3

**ADAPTER TEE**

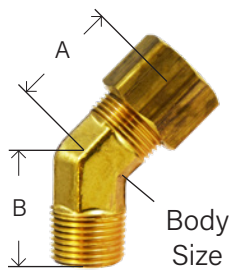
PART #	MALE NPTF X FEMALE NPTF X COMP. (1&2)X3	A	B	C	BODY SIZE	APPROX. WT. LBS.	LIST PRICE
18314	1/8" x 1/4"	0.72	0.53	0.72	0.47	0.08	---
18316	1/4" x 3/8"	0.84	0.97	0.81	0.47	0.10	---

76 176C

**FEMALE BRANCH FORGED TEE**

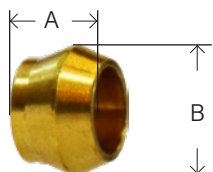
PART #	COMP. X FEMALE NPTF (1&2)X3	A	B	BODY SIZE	APPROX. WT. LBS.	LIST PRICE
18328	1/4" x 1/4"	0.78	0.75	0.44	0.12	---
18325	3/8" x 1/8"	0.75	0.63	0.50	0.12	---

78 BST4 77 177C 2908

**45° ELBOW**6945  
SAE# 060302

PART #	COMP. X MALE NPTF	A	B	BODY SIZE	APPROX. WT. LBS.	LIST PRICE
18329	3/16" x 1/8"	0.40	0.63	0.41	0.04	---
18330	1/4" x 1/8"	0.40	0.61	0.41	0.04	---
18336	1/4" x 1/4"	0.59	0.84	0.53	0.06	---
18331	5/16" x 1/8"	0.59	0.65	0.53	0.06	---
18332	5/16" x 1/4"	0.59	0.83	0.53	0.08	---
18333	3/8" x 1/4"	0.62	0.83	0.53	0.08	---
18338	3/8" x 3/8"	0.75	0.95	0.59	0.10	---
18334	1/2" x 3/8"	0.75	0.88	0.59	0.14	---
18339	1/2" x 1/2"	0.94	1.14	0.75	0.14	---
18335	5/8" x 1/2"	0.78	1.14	0.78	0.14	---

6945 45BSE1 74 179C 273 77

**COMPRESSION PLUG**60CP  
60CSP

PART #	SIZE	A	B	APPROX. WT. LBS.	LIST PRICE
18028	1/4"	0.30	0.34	0.01	---
18029	3/8"	0.31	0.47	0.04	---
18030	1/2"	0.34	0.59	0.06	---

CSP

**WARNING:** This product can expose you to chemicals, including lead, which are known to the State of California to cause cancer and birth defects or other reproductive harm. For more information, visit [www.P65Warnings.ca.gov](http://www.P65Warnings.ca.gov)

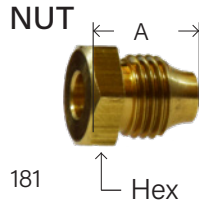
# DOUBLE COMPRESSION

## BRASS FITTINGS

### DOUBLE COMPRESSION THREADED SLEEVE FITTINGS

- Use with aluminum and copper tubing or plastic tubing with internal tube support. Not recommended for steel tubing.
- Easy to assemble, no flaring, two piece construction.
- For use on oil, air, water and grease lubrication systems.
- When design makes a dimension critical, contact us for information.


TUBE OD	1/8	3/16	1/4	5/16	3/8
THREAD	5/16-24	3/8-24	7/16-24	1/2-20	9/16-20
WORKING PRESSURE	500	500	500	250	250



PART #	SIZE	A	HEX	APPROX. WT. LBS.	LIST PRICE
16001	1/8"	0.50	0.37	0.02	---
16002	3/16"	0.53	0.43	0.02	---
16003	1/4"	0.56	0.50	0.04	---
16004	5/16"	0.61	0.56	0.04	---

181 6100 11

### MALE ADAPTER

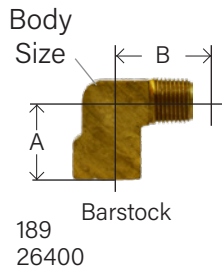


PART #	THRD SLEEVE X MALE NPTF	A	HEX	APPROX. WT. LBS.	LIST PRICE
16117	1/8" x *	0.62	0.43	0.02	---
16118	1/8" x 1/8"	0.62	0.43	0.02	---
16119	3/16" x 1/8"	0.69	0.43	0.02	---
16121	1/4" x 1/8"	0.75	0.50	0.04	---
16122	5/16" x 1/8"	0.89	0.56	0.04	---
16123	3/8" x 1/4"	0.84	0.62	0.06	---

\* 1/4 - 28 Male Thread Tapered.

188 6200 12

### 90° ELBOW



PART #	THRD SLEEVE X MALE NPTF	A	B	BODY SIZE	APPROX. WT. LBS.	LIST PRICE
16127	1/8" x *	0.50	0.52	0.41	0.02	---
16128	1/8" x 1/8"	0.50	0.66	0.43	0.02	---
16130	1/4" x 1/8"	0.52	0.62	0.50	0.04	---

\* 1/4 - 28 Male Thread Tapered

189 6400 15

### BREAK-AWAY NUT



PART #	SIZE	A	HEX	APPROX. WT. LBS.	LIST PRICE
16009	1/8"	0.66	0.31	0.02	---
16090	3/16"	0.57	0.37	0.02	---
16010	1/4"	0.62	0.43	0.02	---
16011	5/16"	0.77	0.50	0.04	---

• 1-Piece Fiting

181-BA 21604 99LB 81LB

181SP  
21604

**WARNING:** This product can expose you to chemicals, including lead, which are known to the State of California to cause cancer and birth defects or other reproductive harm. For more information, visit [www.P65Warnings.ca.gov](http://www.P65Warnings.ca.gov)

BRASS

**SPLIT SLEEVE FITTINGS**

BRASS FITTINGS

**BRASS SPLIT SLEEVE D.O.T. FITTINGS (5/32 O.D.)****TRANSMISSION BRASS FITTINGS**

APPLICATIONS: Used with SAE J844 Type A nylon tube in pressure protected air transmission applications.  
 TECHNICAL DATA: Maximum working pressure up to 150 PSI. Fittings will withstand variations from -40°F to +220°F (-40°C to + 104°C)

Ideally suited for use in passive protected air transmission applications. A specially designed slotted sleeve helps eliminate notch stress related to over torque. **25 prefix parts do not have a stake, use 38 part # with white sealant only.**

**COLLET**

PART #	TUBE O.D.	LIST PRICE
38711	5/32"	---
25001	1/8"	---

1460 90791 280 90946

**NUT**

PART #	TUBE O.D.	LIST PRICE
38732	5/32"	---
25033	1/8"	---

1461 90790 281 90885

**DOUBLE END UNION**

PART #	TUBE O.D.	LIST PRICE
38761	5/32"	---
25062	1/8"	---

1462 90792 283 90891

**CONNECTOR WITH NUT AND SLEEVE**

PART #	TUBE O.D.	PIPE THREAD	LIST PRICE
38769	5/32"	1/16"	---
38770	5/32"	1/8"	---
25175	1/8"	1/16"	---
25176	1/8"	1/8"	---

• Shipped with nut and split sleeve, picture shows insert

1468 90794 282 90985

**ELBOW**

PART #	TUBE O.D.	PIPE THREAD	LIST PRICE
38715	5/32"	1/16"	---
38718	5/32"	1/8"	---
25220	1/8"	1/8"	---
25219	1/8"	1/16"	---
25221	3/16"	1/8"	---

284

**WARNING:** This product can expose you to chemicals, including lead, which are known to the State of California to cause cancer and birth defects or other reproductive harm. For more information, visit [www.P65Warnings.ca.gov](http://www.P65Warnings.ca.gov)



# FLARELESS FITTINGS

Flareless Brass Tube Fittings are Interchangeable with Poly-Flo®, Poly-Tite® and Poly-Line® and Poly-Fit®



Built-in SS  
Tube Support

TUBE O.D.	1/8	3/16	1/4	5/16	3/8	1/2
THREAD SIZE-B	5/16-24	3/8-24	3/8-24	7/16-24	1/2-24	11/16-20

•Typical Application

Pneumatic instrumentation circuits, lubricant and cooling lines.

•Working Pressure and Temperature Ranges

Up to 150 PSI from 0oF to + 150oF with thermoplastic tubing. Up to 300 PSI from 0oF to + 175oF with soft metal tubing.

•Maximum allowable metal tube wall thickness for use with Poly-Tite fittings:

1/8", 3/16" O.D. --no limitation,  
1/4" O.D.--.035 5/16", 3/8", 1/2" O.D.--.049

•Vibration

Excellent Resistance.

•Temperature Range

Depends on tubing used. -65oF to +250oF (-53oC to +121oC) with brass sleeve, -40oF to +150oF (-40oC to +66oC) with plastic sleeve. (Refer to tubing temperature range.)

•Used With

Aluminum & copper tubing. Hard plastic tubing requires brass sleeve. Not recommended for steel tubing.

•Tolerance

+/- .02 on all dimensions. Dimension data can change without notice. Please call us when dimensions are critical.

•Advantages

No flaring of tubing required. Easy installation, captive sleeve, pre-assembled for installation and can be reas-

sembled. Nuts rotate around the sleeve during tightening, preventing twisting of tubing.

•Assembly Instructions

- 1- Cut tubing to desired length.
- 2- Slide nut/sleeve assembly on tube. Threaded end "A" of nut must face toward fitting.
- 3- Bottom tubing into fitting.
- 4- Plastic sleeve - Tighten nut hand tight.  
Brass Sleeve - Tighten nut hand tight, then an additional 3/4 turn.

\* Note: 1/8 and 3/16 sizes have brass sleeves

**WARNING:** This product can expose you to chemicals, including lead, which are known to the State of California to cause cancer and birth defects or other reproductive harm. For more information, visit [www.P65Warnings.ca.gov](http://www.P65Warnings.ca.gov)

BRASS

**FLARELESS**

## BRASS FITTINGS


**NUT AND PLASTIC SLEEVE ASSEMBLY**

↑ Hex

MP61P  
261PF


PART #	TUBE O.D.	THREAD	A	HEX ( DIA. )	APPROX. WT. LBS.	LIST PRICE
20211	1/4"	3/8-24	0.34	0.43	0.02	---
20212	5/16"	7/16-24	0.45	0.50	0.02	---
20213	3/8"	1/2-24	0.38	0.56	0.04	---
20214	1/2"	11/16-20	0.42	0.81	0.04	---

261PF 1261 61PN 261U

**UNION**MP62  
262PF ↑ Hex


PART #	TUBE O.D.	A	HEX	APPROX. WT. LBS.	LIST PRICE
20240	1/8"	0.66	0.31	0.02	---
20242	1/4"	0.69	0.37	0.04	---
20243	5/16"	0.69	0.44	0.04	---
20244	3/8"	0.72	0.50	0.10	---
20200	3/8" x 1/4"	0.72	0.50	0.08	---
20245	1/2"	0.84	0.69	0.14	---

262PF 1262 62P 262P

**BULKHEAD UNION**MP82  
282PF ↑ Hex ↑

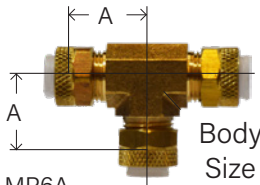
PART #	TUBE O.D.	A	HEX	APPROX. WT. LBS.	LIST PRICE
20337	1/4"	1.25	0.56	0.06	---

62PBH 329P 282P

**BULKHEAD UNION - FLARELESS X COMPRESSION**MP827  
282PFC ↑ Hex

PART #	TUBE O.D.	A	HEX	APPROX. WT. LBS.	LIST PRICE
20333	1/4"	1.31	0.56	0.07	---

1274

**UNION TEE**MP6A  
264PF

PART #	TUBE O.D.	A	BODY SIZE	APPROX. WT. LBS.	LIST PRICE
20248	1/8"	0.62	0.31	0.02	---
20250	1/4"	0.73	0.44	0.06	---
20251	5/16"	0.62	0.37	0.08	---
20252	3/8"	0.86	0.56	0.08	---
20253	1/2"	0.81	0.62	0.24	---

1264 164P 264P


**WARNING:** This product can expose you to chemicals, including lead, which are known to the State of California to cause cancer and birth defects or other reproductive harm. For more information, visit [www.P65Warnings.ca.gov](http://www.P65Warnings.ca.gov)



# FLARELESS

## BRASS FITTINGS

### FEMALE CONNECTOR




MP66  
266PF

PART #	TUBE O.D. X FEMALE NPTF	A	HEX	APPROX. WT. LBS.	LIST PRICE
20256	1/8" x 1/8"	0.75	0.56	0.03	---
20259	1/4" x 1/8"	0.76	0.50	0.04	---
20260	1/4" x 1/4"	1.08	0.62	0.05	---
20261	5/16" x 1/8"	0.75	0.50	0.03	---
20262	3/8" x 1/4"	0.94	0.62	0.05	---
20263	1/2" x 3/8"	1.00	0.81	0.12	---

1266 66P 266P

### MALE CONNECTOR

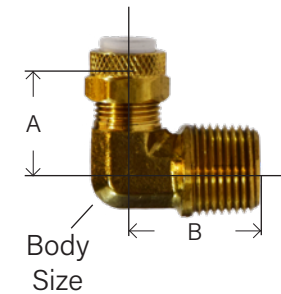


MP68  
268PF

PART #	TUBE O.D. X MALE NPTF	A	HEX	APPROX. WT. LBS.	LIST PRICE
20268	1/8" x 1/8"	0.80	0.34	0.04	---
20269	3/16" x 1/8"	0.86	0.44	0.04	---
20270	1/4" x 10/32"				
20271	1/4" x 1/8"	0.82	0.44	0.03	---
20272	1/4" x 1/4"	1.00	0.56	0.05	---
20273	1/4" x 3/8"	1.03	0.69	0.08	---
20274	5/16" x 1/8"	0.81	0.44	0.04	---
20275	5/16" x 1/4"	1.00	0.56	0.05	---
20276	3/8" x 1/8"	1.00	0.56	0.06	---
20277	3/8" x 1/4"	1.03	0.56	0.08	---
20278	3/8" x 3/8"	1.03	0.69	0.10	---
20279	1/2" x 3/8"	1.09	0.69	0.16	---
20282	1/2" x 1/2"	1.33	0.88	0.18	---

1268 68P 268P

### MALE ELBOW



MP69  
269PF

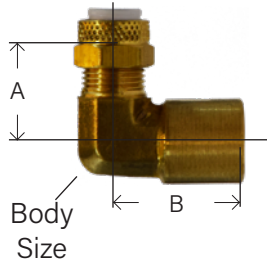
PART #	TUBE O.D. X MALE NPTF	A	B	BODY SIZE	APPROX. WT. LBS.	LIST PRICE
20287	1/8" x 1/8"	0.62	0.69	0.31	0.02	---
20289*	1/4" x 1/8"	0.53	0.73	0.50	0.04	---
20290	1/4" x 1/4"	0.66	0.94	0.37	0.06	---
20291	1/4" x 3/8"	0.75	1.03	0.50	0.10	---
20292	5/16" x 1/8"	0.62	0.75	0.41	0.04	---
20293	3/8" x 1/8"	0.79	0.73	0.37	0.08	---
20294	3/8" x 1/4"	0.72	0.94	0.44	0.10	---
20295	3/8" x 3/8"	0.78	1.03	0.50	0.14	---
20296	1/2" x 3/8"	1.09	1.10	0.73	0.16	---

\* Barstock

1269 169P 269P

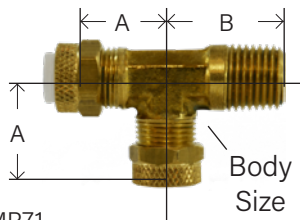
**FLARELESS**

## BRASS FITTINGS

**FEMALE ELBOW**MP70  
270PF

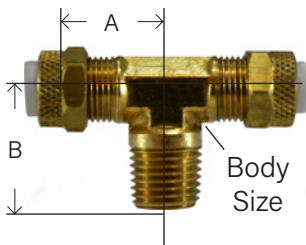
PART #	TUBE O.D. X FEMALE NPTF	A	B	BODY SIZE	APPROX. WT. LBS.	LIST PRICE
20302	1/4" x 1/8"	0.62	0.75	0.37	0.08	---
20303	1/4" x 1/4"	0.72	0.88	0.50	0.10	---
20304	3/8" x 1/4"	0.72	0.88	0.50	0.12	---

1270 170P 270P

**MALE RUN TEE**MP71  
271PF

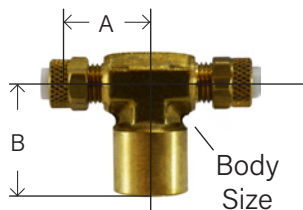
PART #	TUBE O.D. X MALE NPTF	A	B	BODY SIZE	APPROX. WT. LBS.	LIST PRICE
20310	1/4" x 1/8"	0.62	0.75	0.37	0.08	---
20311	1/4" x 1/4"	0.66	0.94	0.37	0.10	---
20313	3/8" x 1/4"	0.66	0.94	0.44	0.10	---

1271 171P 271P

**MALE BRANCH TEE**MP72  
272PF

PART #	TUBE O.D. X MALE NPTF	A	B	BODY SIZE	APPROX. WT. LBS.	LIST PRICE
20319	1/4" x 1/8"	0.63	0.75	0.37	0.07	---
20320	1/4" x 1/4"	0.66	0.94	0.37	0.09	---
20322	3/8" x 1/8"	0.63	0.75	0.44	0.08	---
20323	3/8" x 1/4"	0.66	0.94	0.44	0.11	---
20324	1/2" x 3/8"	0.81	1.06	0.63	0.21	---

1272 172P 272P

**FEMALE BRANCH TEE**MP77  
277PF

PART #	TUBE O.D. X FEMALE NPTF	A	B	BODY SIZE	APPROX. WT. LBS.	LIST PRICE
20327	1/4" x 1/8"	0.66	0.94	0.37	0.12	---
20328	1/4" x 1/4"	0.84	1.16	0.56	0.16	---

1277 177P 277P

Dimension data can change without notice. Please check when dimensions are critical.

**WARNING:** This product can expose you to chemicals, including lead, which are known to the State of California to cause cancer and birth defects or other reproductive harm. For more information, visit [www.P65Warnings.ca.gov](http://www.P65Warnings.ca.gov)

# BRASS PUSH-IN FITTINGS

BRASS FITTINGS

## PUSH-IN/ PUSH-TO-CONNECT FITTINGS

BRASS PUSH-IN



NICKEL PLATED BRASS PUSH-IN



DOT COMPOSITE PUSH-IN



METRIC N/P BRASS PUSH-IN



COMPOSITE BODY PUSH-IN



COMPOSITE BODY METRIC PUSH-IN



FDA PLASTIC PUSH-IN



DOT BRASS PUSH-IN



**WARNING:** This product can expose you to chemicals, including lead, which are known to the State of California to cause cancer and birth defects or other reproductive harm. For more information, visit [www.P65Warnings.ca.gov](http://www.P65Warnings.ca.gov)

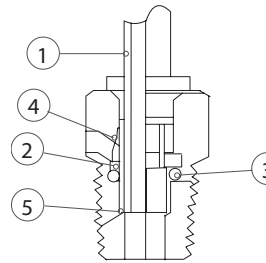
BRASS

**BRASS PUSH-IN FITTINGS**

BRASS FITTINGS

**BRASS PUSH-IN FITTINGS****ENGINEERING AND DESIGN**

- **QUICK CONNECT**, simply push tubing in, no tools. Saves up to 75% of assembly time of standard compression fittings.
- **QUICK DISCONNECT**, hold two fingers on insert and pull tubing out, no tools required.
- **REUSEABLE**, connect and disconnect numerous times.
- **FULL FLOW DESIGN**, provides up to 60% more flow area than conventional fittings with internal tube supports.
- **POSITIVE SEAL**, no leaks. After tubing is inserted, seal is made.
- **VERSATILE**, BunaN "O" rings standard. Other materials of "O" rings available.
- **SECURE TUBE RETENTION**, pulling on tubing only serves to tighten the connection.
- **SELF CONTAINED ASSEMBLY**, no loose parts, brass body and insert.
- **BRASS CONSTRUCTION**, elbows and tees are forged brass.
- **CHOICE** of convenient swivel of economical stationary elbows and tees.
- **STRAIGHT CONNECTORS** have interior hex for Allen key tightening where space is limited...no need to use a wrench.
- **PRE-APPLIED TEFLON**® based pipe sealant on all male pipe threads, saving customer additional labor.
- **METRIC SIZES AVAILABLE**: Metric tube sizes from 2mm through 12mm in both standard NPT and metric pipe sizes are available on a special order basis.
- **WORKING TEMPERATURE**:  
-100F to 200F (other ranges available on request).
- **PIPE THREAD**: NPTF with Teflon® based sealant pre-applied.



When tubing (1) is inserted into the fitting, it first passes through the gripping teeth (2). Just beyond the gripping teeth is the o-ring (3) which provides the leak proof seal against the OD of the tube. The gripping teeth grab the tube, which expands the insert. Pulling back on the tube only tightens the grip as the insert moves onto the camming surface (4). Pressure through the tube also serves to tighten the grip. The tube bottoms against a positive tube stop (5) in a cavity providing tube support to prevent leakage.


- **Tolerance**  
+/- .02 on all dimensions. Dimension data can change without notice. Please call us when dimensions are critical

**WARNING:** This product can expose you to chemicals, including lead, which are known to the State of California to cause cancer and birth defects or other reproductive harm. For more information, visit [www.P65Warnings.ca.gov](http://www.P65Warnings.ca.gov)

# BRASS PUSH-IN FITTINGS

## BRASS FITTINGS

### Union Connector

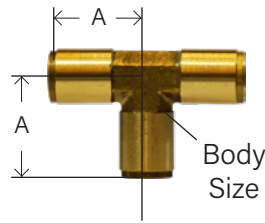


AQ62P  
MQ62

PART #	TUBE O.D.	A	B	APPROX. WT. LBS.	LIST PRICE
20017	1/8"	1.07	0.38	0.03	---
20018	5/32"	1.07	0.38	0.03	---
20019	1/4"	1.50	0.44	0.05	---
20001	3/16"				
20022	3/8" x 1/4"	1.46	0.56	0.05	---
20015	5/16"				
20020	3/8"	1.44	0.56	0.06	---
20021	1/2"	1.63	0.81	0.18	---

AQ62 6580 3106 62PL KQH 12-020 50-562 262-OF 1162 262PP

### UNION TEE



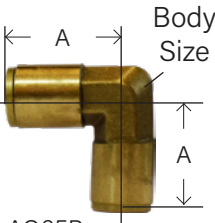
AQ64P  
MQ64

PART #	TUBE O.D.	A	BODY SIZE	APPROX. WT. LBS.	LIST PRICE
20025	1/8"	0.65	0.31	0.04	---
20026	5/32"	0.67	0.31	0.04	---
20027	3/16"	0.75	0.37	0.06	---
20028	1/4"	0.92	0.37	0.09	---
20031*	5/16"	0.89	0.49	0.10	---
20029	3/8"	0.98	0.50	0.13	---
20030	1/2"	1.16	0.62	0.24	---

\* Nickel Plated

KQT 12-060 50-564 264OF 264PP 1164 AQ64 6540 3140 164PL

### UNION ELBOW




AQ65P  
MQ65

PART #	TUBE O.D.	A	BODY SIZE	APPROX. WT. LBS.	LIST PRICE
20150	1/8"	0.65	0.31	0.02	---
20151	5/32"	0.67	0.31	0.04	---
20152	1/4"	0.87	0.37	0.06	---
20153	3/8"	0.97	0.50	0.09	---
20154	1/2"	1.15	0.62	0.18	---

AQ65 6550 3102 165PL KQL 12-040 50-565 265-OF

### FEMALE CONNECTOR




AQ66P

PART #	TUBE O.D. X FEMALE NPTF	A	HEX	APPROX. WT. LBS.	LIST PRICE
20032	1/8" x 1/8"	0.96	0.56	0.04	---
20038	1/8" x 1/4"	1.04	0.67	0.04	---
20012	5/32" x 1/8"	1.09	0.56	0.05	---
20034	1/4" x 1/8"	1.23	0.56	0.06	---
20035	1/4" x 1/4"	1.42	0.75	0.09	---
20036	3/8" x 1/4"	1.32	0.75	0.09	---
20037	3/8" x 3/8"	1.31	0.87	0.12	---

266PP AQ66 6463 3114 66PL 12-426 50-566 266-OF 1166

**BRASS PUSH-IN FITTINGS**

## BRASS FITTINGS

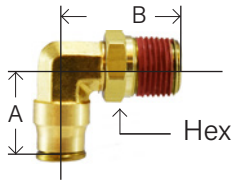
**MALE CONNECTOR**

AQ68P  
MQ68

PART #	TUBE O.D. X MALE NPTF	A	HEX	APPROX. WT. LBS.	LIST PRICE
20045	1/8" x 1/16"	0.68	0.37	0.02	---
20048	1/8" x 1/8"	0.61	0.43	0.02	---
20023	1/8" x 1/4"	0.98	0.56	0.04	---
20049*	5/32" x 10-32"*	0.67	0.37	0.02	---
20050	5/32" x 1/8"	0.67	0.43	0.03	---
20046	5/32" x 1/4"	0.85	0.56	0.05	---
20051*	3/16" x 10-32"*	0.80	0.37	0.02	---
20052	3/16" x 1/8"	0.93	0.43	0.03	---
20053*	1/4" x 10-32"*	0.70	0.43	0.03	---
20039	1/4" x 1/16"	0.92	0.43	0.06	---
20054	1/4" x 1/8"	0.93	0.43	0.06	---
20055	1/4" x 1/4"	0.93	0.56	0.10	---
20056	1/4" x 3/8"	0.94	0.68	0.08	---
20530	5/16" x 1/8"	1.07	0.56	0.05	---
20531	5/16" x 1/4"	0.98	0.56	0.10	---
20532	5/16" x 3/8"	1.06	0.75	0.08	---
20057	3/8" x 1/8"	1.10	0.56	0.06	---
20058	3/8" x 1/4"	1.11	0.56	0.05	---
20059	3/8" x 3/8"	1.02	0.68	0.08	---
20062	3/8" x 1/2"	1.02	0.87	0.08	---
20060	1/2" x 1/4"	1.36	0.81	0.11	---
20061	1/2" x 3/8"	1.30	0.81	0.12	---
20063	1/2" x 1/2"	1.23	0.87	0.14	---

\* Furnished with gaskets

268PP AQ68 6510 3115 68PL KQH 12-425 50-568 268-OF 1168

**SWIVEL MALE ELBOW**

AQ69PS  
MQ69S

\* Nickel Plated

\*\* Furnished with gaskets

PART #	TUBE O.D. X MALE NPTF	A	B	HEX	APPROX. WT. LBS.	LIST PRICE
20079	1/8" x 1/8"	0.69	0.98	0.43	0.07	---
20535*	1/8" x 1/4"	0.76	0.87	0.56	0.06	---
20076**	5/32" x 10-32"	0.67	0.71	0.37	0.04	---
20080	5/32" x 1/8"	0.68	0.89	0.43	0.05	---
20077	5/32" x 1/4"	0.68	1.08	0.56	0.07	---
20078**	1/4" x 10-32"	0.86	0.79	0.31	0.05	---
20081	1/4" x 1/8"	0.90	0.93	0.37	0.08	---
20082	1/4" x 1/4"	0.90	0.99	0.56	0.10	---
20086	1/4" x 3/8"	0.98	1.14	0.68	0.09	---
20538*	5/16" x 1/4"	0.91	0.85	0.56	0.07	---
20539*	5/16" x 3/8"	0.91	0.87	0.75	0.08	---
20087	3/8" x 1/8"	1.00	1.06	0.43	0.09	---
20083	3/8" x 1/4"	0.99	1.15	0.56	0.10	---
20084	3/8" x 3/8"	1.00	1.24	0.68	0.20	---
20088	3/8" x 1/2"	1.00	1.54	0.87	0.19	---
20085	1/2" x 3/8"	1.16	1.34	0.68	0.18	---
20092	1/2" x 1/2"	1.16	1.51	0.87	0.24	---

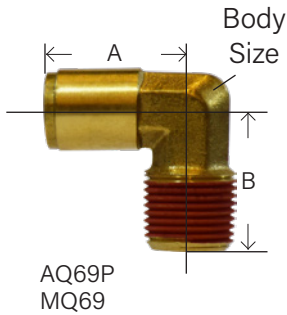
aq69-ps 56520 3109 169pl kql 12-447 50-579 269-OF5 11695

**WARNING:** This product can expose you to chemicals, including lead, which are known to the State of California to cause cancer and birth defects or other reproductive harm. For more information, visit [www.P65Warnings.ca.gov](http://www.P65Warnings.ca.gov)

# BRASS PUSH-IN FITTINGS

## BRASS FITTINGS

### FIXED MALE ELBOW

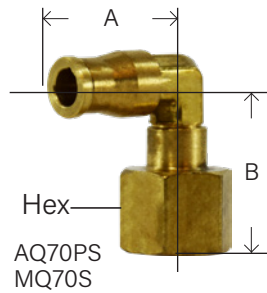


Dimension data can change without notice. Please check when dimensions are critical.

PART #	TUBE O.D. X MALE NPTF	A	B	BODY SIZE	APPROX. WT. LBS.	LIST PRICE
20065	1/8" x 1/8"	0.69	0.69	0.31	0.03	---
20066	5/32" x 1/8"	0.68	0.68	0.31	0.03	---
20067	3/16" x 1/8"	0.75	0.71	0.37	0.04	---
20068	1/4" x 1/8"	0.89	0.75	0.37	0.06	---
20069	1/4" x 1/4"	0.95	0.96	0.37	0.08	---
20070	1/4" x 3/8"	1.00	0.98	0.50	0.10	---
20072	3/8" x 1/4"	0.98	0.98	0.50	0.09	---
20073	3/8" x 3/8"	0.97	0.98	0.50	0.12	---
20074	1/2" x 1/4"	1.15	1.05	0.62	0.15	---
20075	1/2" x 3/8"	1.18	1.05	0.62	0.22	---
20064	1/2" x 1/2"	1.16	1.66	0.62	0.20	---

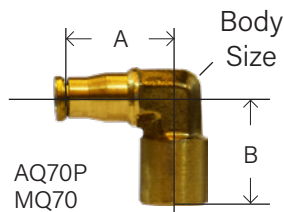
269PP AQ69-P 6500 169PLNS 12-445 1169

### FEMALE SWIVEL ELBOW



PART #	TUBE O.D. X FEMALE NPTF	A	B	HEX	LIST PRICE
20089S	1/4" x 1/8"	0.98	1.08	0.56	---
20090S	1/4" x 1/4"	0.98	1.26	0.75	---

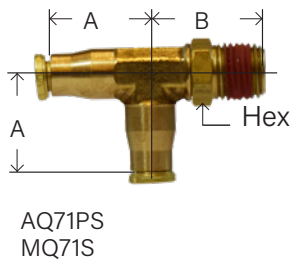
### FEMALE ELBOW



PART #	TUBE O.D. X FEMALE NPTF	A	B	BODY SIZE	APPROX. WT. LBS.	LIST PRICE
20192	1/8" x 1/8"	0.78	0.82	0.31	0.02	---
20089	1/4" x 1/8"	0.91	0.75	0.37	0.06	---
20090	1/4" x 1/4"	1.03	1.03	0.50	0.11	---
20091	3/8" x 1/4"	0.98	0.95	0.50	0.16	---

AQ70-P 3009

### SWIVEL MALE RUN TEE



PART #	TUBE O.D. X MALE NPTF	A	B	HEX	APPROX. WT. LBS.	LIST PRICE
20161	5/32" x 1/8"	0.67	1.04	0.43	0.09	---
20162	1/4" x 1/8"	0.92	1.04	0.44	0.09	---
20163	1/4" x 1/4"	0.92	1.13	0.56	0.11	---
20164	3/8" x 1/4"	0.94	1.19	0.56	0.11	---
20165	3/8" x 3/8"	0.96	1.24	0.50	0.12	---
20166	1/2" x 3/8"	1.14	1.31	0.68	0.14	---
20167	1/2" x 1/2"	1.14	1.61	0.87	0.16	---
20168	1/4" x 3/8"					

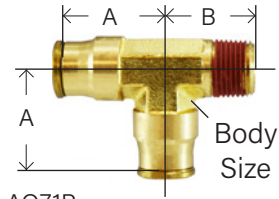
AQ71-PS 56440 3103 171PL KQY 12-468 50-571 271-OFS 11715

WARNING: This product can expose you to chemicals, including lead, which are known to the State of California to cause cancer and birth defects or other reproductive harm. For more information, visit www.P65Warnings.ca.gov

BRASS

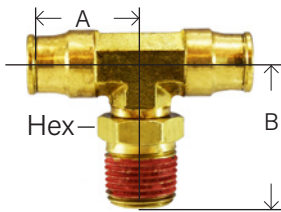
**BRASS PUSH-IN FITTINGS**

## BRASS FITTINGS

**FIXED MALE RUN TEE**AQ71P  
MQ71

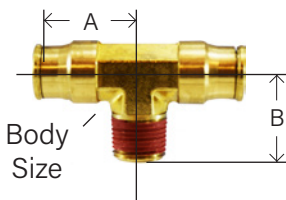
PART #	TUBE O.D. X MALE NPTF	A	B	BODY SIZE	APPROX. WT. LBS.	LIST PRICE
20095	1/8" x 1/8"	0.65	0.72	0.31	0.04	---
20098	1/4" x 1/8"	0.92	0.74	0.37	0.08	---
20093	1/4" x 1/4"	0.92	0.92	0.43	0.10	---
20099	3/8" x 1/8"	0.94	0.82	0.50	0.14	---
20100	3/8" x 1/4"	0.98	0.98	0.50	0.12	---
20101	3/8" x 3/8"	1.05	1.05	0.62	0.10	---
20102	1/2" x 3/8"	1.14	1.05	0.62	0.18	---

AQ71-P

**SWIVEL MALE BRANCH TEE**AQ72PS  
MQ72S

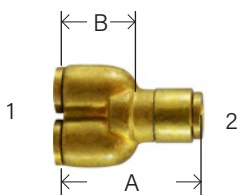
PART #	TUBE O.D. X MALE NPTF	A	B	HEX	APPROX. WT. LBS.	LIST PRICE
20103	1/8" x 1/8"	0.65	0.81	0.31	0.04	---
20104*	5/32" x 10-32"*	0.65	0.71	0.31	0.04	---
20109	5/32" x 1/8"	0.67	0.94	0.37	0.06	---
20105	1/4" x 1/8"	0.92	0.97	0.43	0.08	---
20106	1/4" x 1/4"	0.92	1.09	0.55	0.10	---
20107	3/8" x 1/4"	0.96	1.14	0.56	0.18	---
20108	3/8" x 3/8"	0.96	1.23	0.69	0.16	---
20110	1/2" x 3/8"	1.16	1.34	0.69	0.24	---
20111	1/2" x 1/2"	1.16	1.64	0.87	0.28	---

\* Furnished with gaskets

**FIXED MALE BRANCH TEE**AQ72P  
MQ72

PART #	TUBE O.D. X MALE NPTF	A	B	BODY SIZE	APPROX. WT. LBS.	LIST PRICE
20113	5/32" x 1/8"	0.69	0.65	0.31	0.04	---
20115	1/4" x 1/8"	0.92	0.74	0.37	0.12	---
20116	1/4" x 1/4"	0.91	0.91	0.43	0.10	---
20117	3/8" x 1/8"	0.98	0.80	0.50	0.08	---
20118	3/8" x 1/4"	0.98	0.97	0.50	0.12	---
20119	3/8" x 3/8"	0.98	0.97	0.50	0.14	---
20120	1/2" x 3/8"	1.16	1.05	0.62	0.18	---

AQ72-P

**UNION "Y"**

AQ89P

PART #	TUBE O.D. 1 X 2	A	B	APPROX. WT. LBS.	LIST PRICE
20551	5/32" x 5/32"	1.36	0.81	0.11	---
20552	1/4" x 1/8"	1.61	1.06	0.12	---
20553	1/4" x 1/4"	1.81	1.16	0.14	---

**WARNING:** This product can expose you to chemicals, including lead, which are known to the State of California to cause cancer and birth defects or other reproductive harm. For more information, visit [www.P65Warnings.ca.gov](http://www.P65Warnings.ca.gov)



# NICKEL PLATED PUSH-IN FITTINGS

BRASS FITTINGS

## NICKEL PLATED PUSH-IN FITTINGS WITH GLOBAL THREAD

• NPTF • BSPP • BSPT • ISO 7 • ISO 228 • G THREAD • J THREAD



- Saves time and money
- No stripped threads
- No stripped parts
- Reduce inventory

- Completely reusable
- Quick installation
- No pitch identification

Component Parts and Materials	
Body	Brass - Nickel Plated
Thrust Ring	Acetalic Resin/ Glass filled Nylon
Sleeve	Brass - Nickel Plated
Gripper Collet	Stainless Steel
Safety Ring	PA66
Lip Seal ( 1/8 O-Ring Seal)	NBR 70
Thread Seal	NBR 70

Max Operating Pressure: Vacuum to 290PSI.  
Min Temperature: -4°F  
Max Temperature: 176°F  
Tubing: Nylon, Polyethylene, Polyurethane.  
- For best results use 95 Durometer  
Media: Compressed air, water, vacuum

- Tolerance  
+/- .02 on all dimensions. Dimension data can change without notice. Please call us when dimensions are critical.

### GLOBAL THREAD Works With Inch or Metric Threads



“Global Thread” fittings can be assembled with female threads produced to the following standards:


Tapered NPTF  
Parallel (BSPP, BSP, ISO 7)  
Tapered (BSPT, PT, ISO 7, ISO 228)

**WARNING:** This product can expose you to chemicals, including lead, which are known to the State of California to cause cancer and birth defects or other reproductive harm. For more information, visit [www.P65Warnings.ca.gov](http://www.P65Warnings.ca.gov)

BRASS

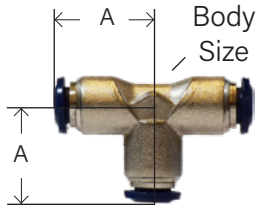
**NICKEL PLATED PUSH-IN FITTINGS**

BRASS FITTINGS

**NICKEL PLATED PUSH-IN FITTINGS****UNION CONNECTOR**

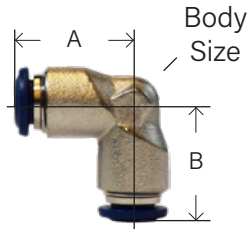
PART #	TUBE O.D.	A	B	APPROX. WT. LBS.	LIST PRICE
20017N	1/8"	1.06	0.34	0.03	---
20018N	5/32"	1.20	0.41	0.03	---
20016N	5/32" x 1/4"	1.20	0.40	0.04	---
20019N	1/4"	1.38	0.49	0.05	---
20015N	5/16"	1.46	0.57	0.06	---
20020N	3/8"	1.69	0.69	0.06	---
20022N	3/8" x 1/4"	1.69	0.68	0.06	---
20021N	1/2"	1.93	0.81	0.18	---
20024N	1/2" x 3/8"	1.84	0.80	0.17	---

62PL 88040

**UNION TEE**


PART #	TUBE O.D.	A	BODY SIZE	APPROX. WT. LBS.	LIST PRICE
20025N	1/8"	0.67	0.35	0.04	---
20026N	5/32"	0.67	0.35	0.04	---
20028N	1/4"	0.83	0.43	0.09	---
20031N	5/16"	0.87	0.51	0.10	---
20029N	3/8"	1.04	0.63	0.13	---
20030N	1/2"	1.20	0.74	0.24	---

164PL 88230

**UNION ELBOW**

PART #	TUBE O.D.	A	BODY SIZE	APPROX. WT. LBS.	LIST PRICE
20150N	1/8"	0.67	0.35	0.02	---
20151N	5/32"	0.67	0.35	0.04	---
20152N	1/4"	0.83	0.43	0.06	---
20155N	5/16"	0.87	0.51	0.08	---
20153N	3/8"	1.04	0.63	0.09	---
20154N	1/2"	1.20	0.75	0.18	---

165PL 88130

**FEMALE CONNECTOR**

PART #	TUBE O.D. X FEMALE NPTF	A	HEX	APPROX. WT. LBS.	LIST PRICE
20032N	1/8" x 1/8"	0.93	0.51	0.04	---
20038N	1/8" x 1/4"	1.14	0.63	0.04	---
20034N	1/4" x 1/8"	1.06	0.51	0.06	---
20035N	1/4" x 1/4"	1.26	0.63	0.09	---
20036N	3/8" x 1/4"	1.38	0.71	0.09	---
20037N	3/8" x 3/8"	1.38	0.79	0.12	---

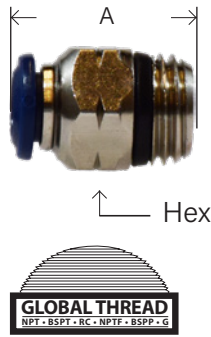
66PL 88030

**WARNING:** This product can expose you to chemicals, including lead, which are known to the State of California to cause cancer and birth defects or other reproductive harm. For more information, visit [www.P65Warnings.ca.gov](http://www.P65Warnings.ca.gov)

# NICKEL PLATED PUSH-IN FITTINGS

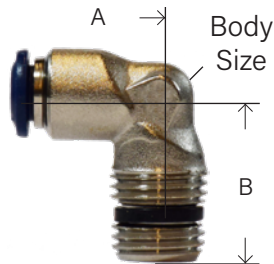
BRASS FITTINGS

## MALE CONNECTOR



PART #	TUBE O.D. X MALE GLOBAL THREAD	A	HEX	APPROX. WT. LBS.	LIST PRICE
20047N	1/8" x 10-32"	0.75	0.31	0.02	---
20048N	1/8" x 1/8"	0.77	0.43	0.02	---
20023N	1/8" x 1/4"	0.97	0.55	0.04	---
20049N*	5/32" x 10-32"	0.83	0.39	0.02	---
20050N*	5/32" x 1/8"	0.83	0.43	0.03	---
20046N*	5/32" x 1/4"	0.98	0.55	0.05	---
20053N*	1/4" x 10-32"	0.97	0.51	0.03	---
20054N*	1/4" x 1/8"	0.98	0.51	0.06	---
20055N*	1/4" x 1/4"	0.98	0.55	0.10	---
20056N	1/4" x 3/8"	0.98	0.71	0.08	---
20530N*	5/16" x 1/8"	0.98	0.55	0.05	---
20531N*	5/16" x 1/4"	1.08	0.55	0.10	---
20532N	5/16" x 3/8"	1.08	0.71	0.08	---
20057N	3/8" x 1/8"	1.38	0.67	0.06	---
20058N*	3/8" x 1/4"	1.32	0.67	0.05	---
20059N*	3/8" x 3/8"	1.32	0.71	0.08	---
20062N	3/8" x 1/2"	1.32	0.87	0.08	---
20841N	1/2" x 1/8"	1.03	0.79	0.12	---
20060N	1/2" x 1/4"	1.54	0.79	0.11	---
20061N*	1/2" x 3/8"	1.42	0.79	0.12	---
20063N*	1/2" x 1/2"	1.58	0.87	0.14	---

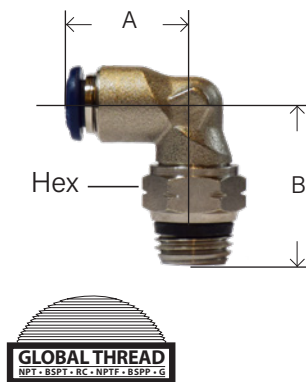
## FIXED MALE ELBOW



PART #	TUBE O.D. X MALE NPTF	A	B	BODY SIZE	APPROX. WT. LBS.	LIST PRICE
20068N	1/4" x 1/8"	0.83	0.73	0.43	0.06	---
20069N	1/4" x 1/4"	0.83	0.91	0.43	0.08	---
20072N	3/8" x 1/4"	1.04	1.04	0.63	0.09	---
20073N	3/8" x 3/8"	1.04	1.00	0.63	0.12	---

W169PLNS 8100

## SWIVEL MALE ELBOW



PART #	TUBE O.D. X MALE GLOBAL THREAD	A	B	HEX	APPROX. WT. LBS.	LIST PRICE
20079N	1/8" x 1/8"	0.67	0.78	0.51	0.07	---
20535N	1/8" x 1/4"	0.67	0.95	0.59	0.06	---
20076N*	5/32" x 10-32"	0.67	0.95	0.59	0.04	---
20080N*	5/32" x 1/8"	0.67	0.79	0.51	0.05	---
20848N*	5/32" x 1/4"	0.67	1.00	0.59	0.05	---
20081N*	1/4" x 1/8"	0.83	0.87	0.51	0.08	---
20082N*	1/4" x 1/4"	0.83	0.98	0.59	0.10	---
20086N	1/4" x 3/8"	0.83	1.10	0.67	0.09	---
20537N*	5/16" x 1/8"	0.91	0.98	0.51	0.06	---
20538N*	5/16" x 1/4"	0.89	1.02	0.59	0.07	---
20539N	5/16" x 3/8"	0.87	1.10	0.67	0.08	---
20087N	3/8" x 1/8"	1.04	1.02	0.51	0.09	---
20083N*	3/8" x 1/4"	1.04	1.10	0.59	0.10	---
20084N*	3/8" x 3/8"	1.04	1.18	0.67	0.20	---
20088N*	3/8" x 1/2"	1.04	1.30	0.83	0.19	---
20184N	1/2" x 1/4"	1.24	1.30	0.59	0.17	---
20085N*	1/2" x 3/8"	1.20	1.24	0.59	0.18	---
20092N*	1/2" x 1/2"	1.20	1.42	0.83	0.24	---


W169PL 87110

**WARNING:** This product can expose you to chemicals, including lead, which are known to the State of California to cause cancer and birth defects or other reproductive harm. For more information, visit [www.P65Warnings.ca.gov](http://www.P65Warnings.ca.gov)

# NICKEL PLATED PUSH-IN FITTINGS

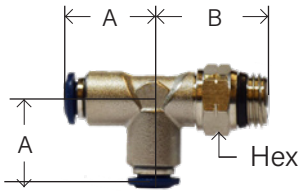
## BRASS FITTINGS

### FEMALE SWIVEL ELBOW



PART #	TUBE O.D. X FEMALE NPTF	A	B	HEX	LIST PRICE
20094N	5/32" x 1/8"	0.669	0.994	0.354	---
20089N	1/4" x 1/8"	0.826	1.023	0.433	---
20762N	3/8" x 1/8"	0.885	1.082	0.511	---
20091N	3/8" x 1/4"	0.885	1.240	0.511	---


### SWIVEL MALE RUN TEE



PART #	TUBE O.D. X MALE GLOBAL THREAD	A	B	HEX	APPROX. WT. LBS.	LIST PRICE
20162N	1/4" x 1/8"	0.83	0.87	0.51	0.09	---
20163N	1/4" x 1/4"	0.83	0.98	0.59	0.11	---
20168N	3/8" x 1/4"	1.04	1.10	0.59	0.12	---
20165N	3/8" x 3/8"	1.04	1.18	0.67	0.12	---
20166N	1/2" x 3/8"	1.20	1.30	0.67	0.14	---
20167N	1/2" x 1/2"	1.20	1.42	0.83	0.17	---

W171PL 87222


### SWIVEL MALE BRANCH TEE



PART #	TUBE O.D. X MALE GLOBAL THREAD	A	B	HEX	APPROX. WT. LBS.	LIST PRICE
20103N	1/8" x 1/8"	0.67	0.78	0.51	0.04	---
20109N	5/32" x 1/8"	0.70	0.79	0.51	0.06	---
20105N	1/4" x 1/8"	0.83	0.87	0.51	0.08	---
20106N	1/4" x 1/4"	0.83	0.98	0.59	0.10	---
20156N	1/4" x 3/8"	1.043	1.10	0.59	0.18	---
20157N	3/8" x 1/8"	1.04	1.08	0.59	0.18	---
20107N	3/8" x 1/4"	1.04	1.10	0.59	0.18	---
20108N	3/8" x 3/8"	1.04	1.18	0.67	0.16	---
20158N	3/8" x 1/2"	1.04	1.30	0.82	0.18	---
20110N	1/2" x 3/8"	1.20	1.30	0.67	0.24	---
20111N	1/2" x 1/2"	1.20	1.42	0.82	0.28	---

W172PL 87210

### BULKHEAD UNION



PART #	TUBE O.D.	A	HEX	APPROX. WT. LBS.	LIST PRICE
20124N	1/8"	1.03	0.55	0.04	---
20125N*	5/32"	1.22	0.67	0.05	---
20127N*	1/4"	1.38	0.67	0.06	---
20123N*	5/16"	1.45	0.74	0.08	---
20128N*	3/8"	1.69	0.94	0.13	---
20129N*	1/2"	1.93	1.02	0.15	---

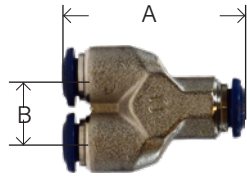
62PLBH 88050

**WARNING:** This product can expose you to chemicals, including lead, which are known to the State of California to cause cancer and birth defects or other reproductive harm. For more information, visit [www.P65Warnings.ca.gov](http://www.P65Warnings.ca.gov)

# NICKEL PLATED PUSH-IN FITTINGS

## BRASS FITTINGS

### UNION "Y"



PART #	TUBE O.D.	A	B	APPROX. WT. LBS.	LIST PRICE
20553N	1/4" x 1/4"	1.44	0.53	0.14	---

662PL 88310

### REDUCER



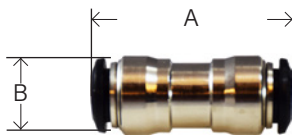
PART #	TUBE O.D. 2	TUBE O.D. 1	A	LIST PRICE
20510N	1/4"	1/8"	1.142	---
20511N	1/4"	5/32"	1.181	---
20512N	3/8"	1/4"	1.496	---
20513N	1/2"	1/4"	1.693	---
20514N	1/2"	3/8"	1.693	---

67PPL 88700

Also available: Nylon plug || Single banjo || Double banjo || Push fit cartridges and tools

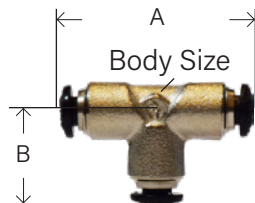
## NICKEL PLATED METRIC PUSH-IN FITTINGS

### UNION



PART #	TUBE O.D. (MM)	TUBE O.D. (MM)	A	B	LIST PRICE
20600N	4		1.190	0.410	---
20724N	5		1.287	0.449	---
20725N	6	4	1.248	0.488	---
20601N	6		1.326	0.488	---
20726N	8	6	1.365	0.566	---
20727N	8		1.404	0.566	---
20728N	10	8	1.638	0.683	---
20603N	10		1.638	0.683	---
20729N	12	10	1.833	0.800	---
20604N	12		1.833	0.800	---
20730N	14		1.911	0.839	---

### UNION TEE

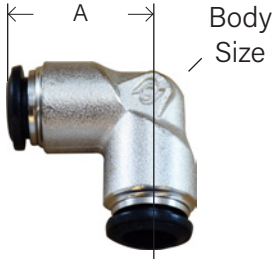


PART #	TUBE O.D. (MM)	A	B	BODY SIZE	LIST PRICE
20610N	4	1.326	0.663	0.351	---
20611N	6	1.638	0.819	0.429	---
20612N	8	1.755	0.878	0.507	---
20613N	10	2.067	1.034	0.624	---
20614N	12	2.379	1.190	0.741	---
20743N	14	2.379	2.535	0.741	---

# NICKEL PLATED METRIC PUSH-IN FITTINGS

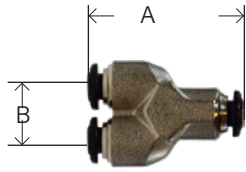
## BRASS FITTINGS

### UNION ELBOW




PART #	TUBE O.D. (MM)	A	BODY SIZE	LIST PRICE
20206N	4	0.663	0.351	---
20660N	6	0.780	0.429	---
20661N	8	0.878	0.507	---
20807N	10	1.034	0.624	---
20808N	12	1.190	0.741	---

### UNION Y




PART #	TUBE O.D. (MM)	B	A	LIST PRICE
20813N	4	0.429	1.248	---
20814N	6	0.527	1.424	---
20815N	8	0.605	1.599	---
20746N	10	0.728	1.890	---

### PLUG



PART #	TUBE O.D. (MM)	A	LIST PRICE
20748N	4	0.917	---
20749N	5	0.956	---
20750N	6	0.956	---
20751N	8	1.014	---
20752N	10	1.112	---
20753N	12	1.190	---

### METRIC TUBE STRAIGHT MALE




PART #	TUBE O.D. (MM)	GLOBAL THREAD	A	HEX	LIST PRICE
20630N*	4	1/8"	0.702	0.429	---
20631N*	4	1/4"	0.760	0.546	---
20700N	5	1/8"	0.78	0.429	---
20701N	5	1/4"	0.78	0.546	---
20632N*	6	1/8"	0.78	0.546	---
20633N*	6	1/4"	0.819	0.546	---
20628N	6	3/8"	0.90	0.546	---
20629N	6	1/2"	0.92	0.546	---
20702N*	8	1/8"	0.955	0.546	---
20634N*	8	1/4"	0.858	0.546	---
20635N	8	3/8"	0.897	0.663	---
20703N	8	1/2"	0.897	0.663	---
20636N*	10	1/4"	1.092	0.663	---
20637N*	10	3/8"	1.092	0.663	---
20704N*	10	1/2"	1.014	0.663	---
20801N	12	1/4"	1.267	0.78	---
20638N*	12	3/8"	1.267	0.78	---
20705N*	12	1/2"	1.209	0.78	---
20706N	14	3/8"	1.287	0.858	---
20707N	14	1/2"	1.248	0.858	---

**WARNING:** This product can expose you to chemicals, including lead, which are known to the State of California to cause cancer and birth defects or other reproductive harm. For more information, visit [www.P65Warnings.ca.gov](http://www.P65Warnings.ca.gov)

# NICKEL PLATED METRIC PUSH-IN FITTINGS


BRASS FITTINGS

## METRIC TUBE INTERNAL HEX




PART #	TUBE O.D. (MM)	GLOBAL THREAD	A	HEX	LIST PRICE
20623N	6	1/4"	0.83	0.55	---
20624N	6	1/8"	0.85	0.47	---
20625N*	6	M5	0.47	0.47	---
20626N	8	1/4"	0.88	0.55	---

## METRIC TUBE SWIVEL MALE ELBOW




PART #	TUBE O.D. (MM)	GLOBAL THREAD	A	B	HEX	LIST PRICE
20708N*	4	1/8"	0.663	0.780	0.507	---
20709N*	4	1/4"	0.663	0.936	0.585	---
20710N	5	1/8"	0.780	0.858	0.507	---
20642N*	6	1/8"	0.819	0.858	0.507	---
20803N*	6	1/4"	0.819	0.975	0.585	---
20711N*	8	1/8"	0.878	0.917	0.507	---
20805N*	8	1/4"	0.878	1.014	0.585	---
20655N	8	3/8"	0.878	1.092	0.663	---
20712N	8	1/2"	0.878	1.404	0.819	---
20656N*	10	1/4"	1.034	1.092	0.585	---
20657N*	10	3/8"	1.034	1.170	0.663	---
20713N*	10	1/2"	1.034	1.287	0.819	---
20658N*	12	3/8"	1.190	1.287	0.663	---
20659N*	12	1/2"	1.190	1.404	0.819	---
20714N	14	3/8"	1.268	1.404	0.663	---
20715N	14	1/2"	1.268	1.443	0.819	---

## METRIC TUBE SWIVEL MALE BRANCH TEE



PART #	TUBE O.D. (MM)	GLOBAL THREAD	A	B	HEX	LIST PRICE
20682N*	6	1/8"	0.819	0.858	0.507	---
20683N*	6	1/4"	0.819	0.975	0.585	---
20809N*	8	1/8"	0.877	0.917	0.507	---
20684N*	8	1/4"	0.877	1.014	0.585	---
20686N*	10	1/4"	1.033	1.092	0.585	---

## BULKHEAD



PART #	TUBE O.D. (MM)	M	A	HEX	LIST PRICE
20732N	4	M12x1	1.229	0.663	---
20734N	6	M14x1	1.365	0.663	---
20735N	8	M16x1	1.443	0.741	---

**NICKEL PLATED WITH NICKEL COLLET**

## BRASS FITTINGS

## Union W/ Nickel Collet



PART #	PTC	LIST
20017NIC	1/8	
20018NIC	5/32	
20019NIC	1/4	
20015NIC	5/16	
20020NIC	3/8	
20021NIC	1/2	

## Union Tee W/ Nickel Collet



PART #	PTC X FPT	LIST
20025NIC	1/8	
20026NIC	5/32	
20028NIC	1/4	
20029NIC	3/8	
20030NIC	1/2	

## 90° Union Elbow W/ Nickel Collet



PART #	PTC	LIST
20150NIC	1/8	
20151NIC	5/32	
20152NIC	1/4	
20155NIC	5/16	
20153NIC	3/8	
20154NIC	1/2	

## Female Adapter W/ Nickel Collet



PART #	PTC X FPT	LIST
20032NIC	1/8 x 1/8	
20034NIC	1/4 x 1/8	
20035NIC	1/4 x 1/4	
20036NIC	3/8 x 1/4	
20037NIC	3/8 x 3/8	

**WARNING:** This product can expose you to chemicals, including lead, which are known to the State of California to cause cancer and birth defects or other reproductive harm. For more information, visit [www.P65Warnings.ca.gov](http://www.P65Warnings.ca.gov)



# NICKEL PLATED WITH NICKEL COLLET

## BRASS FITTINGS

### Male Adapter W/ Nickel Collet



PART #	PTC X MPT	LIST
20047NIC	1/8 x 10-32	
20048NIC	1/8 x 1/8	
20023NIC	1/8 x 1/4	
20049NIC	5/32 x 10-32	
20050NIC	5/32 x 1/8	
20046NIC	5/32 x 1/4	
20053NIC	1/4 x 10-32	
20054NIC	1/4 x 1/8	
20055NIC	1/4 x 1/4	
20056NIC	1/4 x 3/8	
20530NIC	5/16 x 1/8	
20531NIC	5/16 x 1/4	
20532NIC	5/16 x 3/8	
20057NIC	3/8 x 1/8	
20058NIC	3/8 x 1/4	
20059NIC	3/8 x 3/8	
20062NIC	3/8 x 1/2	
20060NIC	1/2 x 1/4	
20061NIC	1/2 x 3/8	
20063NIC	1/2 x 1/2	

### 90° Male Elbow Swivel W/ Nickel Collet



PART #	PTC X MPT	LIST
20079NIC	1/8 x 1/8	
20535NIC	1/8 x 1/4	
20076NIC	5/32 x 10-32	
20080NIC	5/32 x 1/8	
20081NIC	1/4 x 1/8	
20082NIC	1/4 x 1/4	
20086NIC	1/4 x 3/8	
20538NIC	5/16 x 1/4	
20539NIC	5/16 x 3/8	
20087NIC	3/8 x 1/8	
20083NIC	3/8 x 1/4	
20084NIC	3/8 x 3/8	
20088NIC	3/8 x 1/2	
20184NIC	1/2 x 1/4	
20085NIC	1/2 x 3/8	
20092NIC	1/2 x 1/2	

**WARNING:** This product can expose you to chemicals, including lead, which are known to the State of California to cause cancer and birth defects or other reproductive harm. For more information, visit [www.P65Warnings.ca.gov](http://www.P65Warnings.ca.gov)

BRASS

**NICKEL PLATED WITH NICKEL COLLET**

## BRASS FITTINGS

**Male Run Tee Swivel W/ Nickel Collet**

PART #	PTC X MPT	LIST
20160NIC	1/8 x 1/8	
20162NIC	1/4 x 1/8	
20163NIC	1/4 x 1/4	
20164NIC	3/8 x 1/4	

**Male Branch Tee Swivel W/ Nickel Collet**

PART #	PTC X MPT	LIST
20103NIC	1/8 x 1/8	
20105NIC	1/4 x 1/8	
20106NIC	1/4 x 1/4	
20107NIC	3/8 x 1/4	
20108NIC	3/8 x 3/8	

**Bulkhead Union W/ Nickel Collet**

PART #	PTC	LIST
20125NIC	5/32	
20127NIC	1/4	
20123NIC	5/16	
20128NIC	3/8	
20129NIC	1/2	

**METRIC N/P W/NICKEL COLLET****METRIC Union W/ Nickel Collet**

PART #	PTC	LIST
20600NIC	4MM	
20601NIC	6MM	
20727NIC	8MM	
20603NIC	10MM	
20604NIC	12MM	

**METRIC Union Tee W/ Nickel Collet**

PART #	PTC	LIST
20611NIC	6MM	
20612NIC	8MM	

**WARNING:** This product can expose you to chemicals, including lead, which are known to the State of California to cause cancer and birth defects or other reproductive harm. For more information, visit [www.P65Warnings.ca.gov](http://www.P65Warnings.ca.gov)



# NICKEL PLATED WITH NICKEL COLLET

BRASS FITTINGS

## METRIC 90° Union Elbow W/ Nickel Collet



PART #	PTC	LIST
20206NIC	4MM	
20660NIC	6MM	
20661NIC	8MM	
20613NIC	10MM	
20614NIC	12MM	
20743NIC	14MM	

## METRIC Male Connector W/ Nickel Collet



PART #	PTC X MALE BSPT	LIST
20630NIC	4MM x 1/8	
20631NIC	4MM x 1/4	
20632NIC	6MM x 1/8	
20633NIC	6MM x 1/4	
20702NIC	8MM x 1/8	
20634NIC	8MM x 1/4	
20635NIC	8MM x 3/8	
20636NIC	10MM x 1/4	
20637NIC	10MM x 3/8	
20801NIC	12MM x 1/4	

## METRIC 90° Male Elbow Swivel W/ Nickel Collet



PART #	PTC X MALE BSPT	LIST
20710NIC	4MM x 1/8	
20709NIC	4MM x 1/4	
20859NIC	6MM x M5	
20642NIC	6MM x 1/8	
20803NIC	6MM x 1/4	
20702NIC	8MM x 1/8	
20634NIC	8MM x 1/4	
20635NIC	8MM x 3/8	
20656NIC	10MM x 1/4	
20657NIC	10MM x 3/8	

**WARNING:** This product can expose you to chemicals, including lead, which are known to the State of California to cause cancer and birth defects or other reproductive harm. For more information, visit [www.P65Warnings.ca.gov](http://www.P65Warnings.ca.gov)

BRASS

**STAINLESS STEEL PUSH IN FITTINGS**

## BRASS FITTINGS

## Union Stainless Steel



PART #	PTC	LIST
20019SS	1/4	
20015SS	5/16	
20020SS	3/8	
20021SS	1/2	

## Union Tee Stainless Steel



PART #	PTC	LIST
20028SS	1/4	

## 90° Union Elbow Stainless Steel



PART #	PTC	LIST
20151SS	5/32	
20152SS	1/4	
20155SS	5/16	
20153SS	3/8	
20154SS	1/2	

## Male Connector Stainless Steel



PART #	PTC X MPT	LIST
20054SS	1/4 x 1/8	
20055SS	1/4 x 1/4	
20056SS	1/4 x 3/8	
20058SS	3/8 x 1/4	
20059SS	3/8 x 3/8	
20060SS	1/2 x 1/4	
20061SS	1/2 x 3/8	
20063SS	1/2 x 1/2	

## 90° Male Elbow Swivel Stainless Steel



PART #	PTC X MPT	LIST
20081SS	1/4 x 1/8	
20082SS	1/4 x 1/4	
20086SS	1/4 x 3/8	
20538SS	5/16 x 1/4	
20087SS	3/8 x 1/8	
20083SS	3/8 x 1/4	
20084SS	3/8 x 3/8	
20092SS	1/2 x 1/2	

**WARNING:** This product can expose you to chemicals, including lead, which are known to the State of California to cause cancer and birth defects or other reproductive harm. For more information, visit [www.P65Warnings.ca.gov](http://www.P65Warnings.ca.gov)

# COMPOSITE BODY PUSH-IN FITTINGS

BRASS FITTINGS

# COMPOSITE BODY PUSH-IN FITTINGS



SPECIFICATIONS	
Fluid admitted	Air
Working pressure range	0-150 PSI (10BAR)
Min. Burst pressure	340PSI (23BAR)
Working Temperature range	0°F ~160°F

MATERIALS OF CONSTRUCTION:		
1	Body	Composite Polyacetal (hemopolymer,copolymer)
2	Body	Brass
3	Tube Release	Acetal Resin
4	Retainer	Brass
5	Gripper Ring	Stainless Steel
6	Spacer	Brass
7	O-Ring	NBR 70
8	Threads	Brass w/ white sealant

The latest generation of composite material is used in the body construction in addition to brass on threaded components and stainless steel on the tube gripper.

- Tolerance  
+/- .02 on all dimensions. Dimension data can change without notice. Please call us when dimensions are critical.

**WARNING:** This product can expose you to chemicals, including lead, which are known to the State of California to cause cancer and birth defects or other reproductive harm. For more information, visit [www.P65Warnings.ca.gov](http://www.P65Warnings.ca.gov)

BRASS

**COMPOSITE BODY PUSH-IN FITTINGS**

## BRASS FITTINGS

**UNION**

PART #	TUBE O.D.	APPROX. WT. LBS.	LIST PRICE
20017C	1/8"	0.01	---
20018C	5/32"	0.01	---
20001C	3/16"	0.01	---
20019C	1/4"	0.01	---
20015C	5/16"	0.01	---
20020C	3/8"	0.02	---
20021C	1/2"	0.03	---
20016C	1/4" x 5/32"	0.01	---
20515C	5/16" x 1/4"	0.01	---
20022C	3/8" x 1/4"	0.01	---
20516C	3/8" x 5/16"	0.02	---
20024C	1/2" x 3/8"	0.03	---

PQ62P

**UNION TEE**

PART #	TUBE O.D.	APPROX. WT. LBS.	LIST PRICE
20025C	1/8"	0.01	---
20026C	5/32"	0.01	---
20027C	3/16"	0.02	---
20028C	1/4"	0.02	---
20031C	5/16"	0.02	---
20029C	3/8"	0.02	---
20030C	1/2"	0.08	---

PQ64P

**90° UNION ELBOW**

PART #	TUBE O.D.	APPROX. WT. LBS.	LIST PRICE
20150C	1/8"	0.01	---
20151C	5/32"	0.01	---
20149C	3/16"	0.01	---
20152C	1/4"	0.02	---
20155C	5/16"	0.02	---
20153C	3/8"	0.02	---
20154C	1/2"	0.02	---

PQ65P

**UNION "Y" CONNECTOR**

PART #	TUBE O.D.	APPROX. WT. LBS.	LIST PRICE
20551C	5/32"	0.01	---
20553C	1/4"	0.02	---
20182C	5/16"	0.02	---
20555C	3/8"	0.02	---
20185C	1/2"	0.07	---

PQ89P

**FEMALE CONNECTOR**

• Brass



PART #	TUBE O.D. X FEMALE NPT	APPROX. WT. LBS.	LIST PRICE
20034C	1/4" x 1/8"	0.02	---
20035C	1/4" x 1/4"	0.04	---
20036C	3/8" x 1/4"	0.04	---
20037C	3/8" x 3/8"	0.06	---


PQ66P

# COMPOSITE BODY PUSH-IN FITTINGS

## BRASS FITTINGS

### MALE CONNECTOR

- Nickel Plated



N/P push-in fittings

PART #	TUBE O.D. X MALE NPT	APPROX. WT. LBS.	LIST PRICE
20050C	5/32" x 1/8"	0.02	---
20053C	1/4" x 10-32"	0.02	---
20054C	1/4" x 1/8"	0.02	---
20055C	1/4" x 1/4"	0.02	---
20056C	1/4" x 3/8"	0.04	---
20530C	5/16" x 1/8"	0.05	---
20531C	5/16" x 1/4"	0.05	---
20057C	3/8" x 1/8"	0.05	---
20058C	3/8" x 1/4"	0.06	---
20059C	3/8" x 3/8"	0.06	---
20062C	3/8" x 1/2"	0.08	---
20060C	1/2" x 1/4"	0.06	---
20061C	1/2" x 3/8"	0.08	---
20063C	1/2" x 1/2"	0.10	---

PQ68P

### SWIVEL MALE ELBOW

- Swivels for installation only.
- Not a live swivel



\* Global Thread

PART #	TUBE O.D. X MALE NPT	APPROX. WT. LBS.	LIST PRICE
20079C	1/8" x 1/8"	0.01	---
20535C*	1/8" x 1/4"	0.01	---
20517C*	3/16" x 1/4"	0.01	---
20080C*	5/32" x 1/8"	0.01	---
20077C*	5/32" x 1/4"	0.01	---
20049C*	5/32" x 10/32"	0.01	---
20078C	1/4" x 10-32	0.01	---
20081C	1/4" x 1/8"	0.02	---
20082C	1/4" x 1/4"	0.04	---
20086C	1/4" x 3/8"	0.06	---
20518C*	1/4" x 1/2"	0.07	---
20537C	5/16" x 1/8"	0.04	---
20538C	5/16" x 1/4"	0.04	---
20539C*	5/16" x 3/8"	0.06	---
20087C	3/8" x 1/8"	0.04	---
20083C	3/8" x 1/4"	0.08	---
20084C	3/8" x 3/8"	0.10	---
20088C	3/8" x 1/2"	0.12	---
20184C	1/2" x 1/4"	0.14	---
20085C	1/2" x 3/8"	0.16	---
20092C*	1/2" x 1/2"	0.18	---

PQ69PS

### FEMALE SWIVEL ELBOWS



PART #	TUBE O.D. X FEMALE NPT	APPROX. WT. LBS.	LIST PRICE
20090C	1/4 X 1/4	0.06	---
20091C	3/8 X 1/4	0.10	---

**WARNING:** This product can expose you to chemicals, including lead, which are known to the State of California to cause cancer and birth defects or other reproductive harm. For more information, visit [www.P65Warnings.ca.gov](http://www.P65Warnings.ca.gov)



**COMPOSITE BODY PUSH-IN FITTINGS**

## BRASS FITTINGS

**45° SWIVELS**

PART #	TUBE O.D. X MALE NPT	APPROX. WT. LBS.	LIST PRICE
20139C	1/4 X 1/8	0.04	---
20140C	1/4 X 1/4	0.05	---

**SWIVEL MALE RUN TEE**

- Swivels for installation only.
- Not a live swivel



\* Global Thread

PART #	TUBE O.D. X MALE NPT	APPROX. WT. LBS.	LIST PRICE
20160C*	1/8" x 1/8"	0.03	---
20162C	1/4" x 1/8"	0.04	---
20163C	1/4" x 1/4"	0.04	---
20099C	3/8" x 1/8"	0.06	---
20100C	3/8" x 1/4"	0.08	---
20166C	1/2 x 3/8	0.14	---
20167C	1/2 x 1/2	0.16	---

PQ71PS

**SWIVEL MALE BRANCH TEE**


- Swivels for installation only.
- Not a live swivel



\* Global Thread

PART #	TUBE O.D. X MALE NPT	APPROX. WT. LBS.	LIST PRICE
20103C*	1/8" x 1/8"	0.02	---
20519C*	1/8" x 1/4"	0.03	---
20109C*	5/32" x 1/8"	0.02	---
20135C*	5/32" x 1/4"	0.03	---
20104C*	5/32" x 10/32"	0.03	---
20105C	1/4" x 1/8"	0.04	---
20106C	1/4" x 1/4"	0.06	---
20121C	1/4" x 3/8"	0.08	---
20136C*	5/16" x 1/8"	0.04	---
20137C*	5/16" x 1/4"	0.05	---
20832C*	5/16" x 3/8"	0.06	---
20107C	3/8" x 1/4"	0.10	---
20108C	3/8" x 3/8"	0.12	---
20158C*	3/8 X 1/2	0.14	---
20138C*	1/2 X 1/4	0.14	---
20110C	1/2 X 3/8	0.16	---
20111C	1/2 X 1/2	0.21	---

PQ72PS

**BULKHEAD UNION**

PART #	TUBE O.D.	APPROX. WT. LBS.	LIST PRICE
20127C	1/4"	0.04	---
20128C	3/8"	0.06	---
20129C	1/2"	0.10	---

PQ82P


**WARNING:** This product can expose you to chemicals, including lead, which are known to the State of California to cause cancer and birth defects or other reproductive harm. For more information, visit [www.P65Warnings.ca.gov](http://www.P65Warnings.ca.gov)



# COMPOSITE BODY PUSH-IN FITTINGS

BRASS FITTINGS

## BULKHEAD FEMALES



PART #	TUBE O.D. X THREAD	APPROX. WT. LBS.	LIST PRICE
20171C	1/4 X 1/4	0.04	---

## SWIVEL "Y" CONNECTOR



PART #	TUBE O.D. X MALE NPT	APPROX. WT. LBS.	LIST PRICE
20187C	1/4 X 1/8	0.02	---
20557C	1/4" x 1/4"	0.02	---
20188C	3/8 X 1/4	0.04	---
20189C	3/8 X 3/8	0.04	---
20194C	1/2 X 3/8	0.06	---
20195C	1/2 X 1/2	0.09	---

• Swivels for installation only. • Not a live swivel

PQ88PS


## IN-LINE NEEDLE VALVE



PART #	TUBE O.D.	APPROX. WT. LBS.	LIST PRICE
20487C	1/4"	0.04	---
20488C	5/16"	0.05	---
20489C	3/8"	0.06	---

PQ310C

## RIGHT ANGLE FLOW CONTROL METER IN




- Marked w/V
- Free flow out

PART #	TUBE O.D. X MALE NPT	APPROX. WT. LBS.	LIST PRICE
20727C	1/4 X 1/8	0.04	---
20728C	1/4" x 1/4"	0.04	---
20780C	3/8 X 1/4	0.06	---
20781C	3/8 X 3/8	0.06	---
20782C	1/2 X 1/2	0.10	---

• Free flow out

JPQ

## RIGHT ANGLE FLOW CONTROL METER OUT



- Free flow in

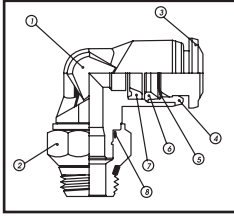
PART #	TUBE O.D. X MALE NPT	APPROX. WT. LBS.	LIST PRICE
20785C	1/4 x 1/8	0.04	---
20786C	1/4 x 1/4	0.04	---
20787C	3/8 x 1/4	0.06	---
20788C	3/8 x 3/8	0.06	---
20789C	1/2 x 1/2	0.10	---

**WARNING:** This product can expose you to chemicals, including lead, which are known to the State of California to cause cancer and birth defects or other reproductive harm. For more information, visit [www.P65Warnings.ca.gov](http://www.P65Warnings.ca.gov)

BRASS

**METRIC COMPOSITE BODY PUSH-IN FITTINGS****BRASS FITTINGS**

## Technical Characteristics



PART 1	BODY	COMPOSITE
PART 2	BODY	NICKEL PLATED BRASS
PART 3	TUBE RELEASE	ACETAL RESIN
PART 4	RETAINER	NICKEL PLATED BRASS
PART 5	GRIPPER RING	STAINLESS STEEL
PART 6	SPACER	COMPOSITE
PART 7	THREAD PACKING	NBR 70
PART 8	O-RING	NBR 70
PART 9	THREAD SEAL	NBR70

## Operating Range

Pressure: 0 to 220 PSI (15 bar)

Vacuum: 0 to 29hg (-.99 bar)

## Temperature

-50 F to + 1750 F (-200 C to + 800 C)

## Media

Compressed air.

Non-toxic fluids (water)

## Materials

The latest generation of composite material is used in the body construction in addition to nickel-plated brass on threaded components and stainless steel on the tube gripper.

**UNION**

PART #	TUBE O.D. (MM)	LIST PRICE
20600	4	---
20601	6	---
20602	8	---
20603	10	---
20604	12	---

**UNION TEE**

PART #	TUBE O.D. (MM)	LIST PRICE
20610	4	---
20611	6	---
20612	8	---
20613	10	---
20614	12	---

3104

**UNION ELBOW**

PART #	TUBE O.D. (MM)	LIST PRICE
20806	4	---
20660	6	---
20661	8	---
20807	10	---
20808	12	---
20740	14	---

3102

**MALE ADAPTER**

PART #	TUBE OD (MM)	BSPT THREAD	LIST PRICE
20630	4	1/8"	---
20631	4	1/4"	---
20632	6	1/8"	---
20633	6	1/4"	---
20634	8	1/4"	---
20635	8	3/8"	---
20636	10	1/4"	---
20637	10	3/8"	---
20801	12	1/4"	---
20638	12	3/8"	---

3175

**WARNING:** This product can expose you to chemicals, including lead, which are known to the State of California to cause cancer and birth defects or other reproductive harm. For more information, visit [www.P65Warnings.ca.gov](http://www.P65Warnings.ca.gov)

# METRIC COMPOSITE BODY PUSH-IN FITTINGS

## BRASS FITTINGS

### SWIVEL ELBOW



- \* Global Thread
- BSPP Available

PART #	TUBE OD (MM)	BSPT THREAD	LIST PRICE
20690*	4	M5	---
20856*	4	1/8"	---
20855*	4	1/4"	---
20857*	5	1/8"	---
20859*	6	M5	---
20642	6	1/8"	---
20803	6	1/4"	---
20698*	6	3/8"	---
20699*	6	1/2"	---
20711*	8	1/8"	---
20805	8	1/4"	---
20655	8	3/8"	---
20656	10	1/4"	---
20657	10	3/8"	---
20790	12	1/4"	---
20658	12	3/8"	---
20659	12	1/2"	---

### SWIVEL BRANCH TEE



- \* Global Thread
- BSPP Available

PART #	TUBE OD (MM)	BSPT THREAD	LIST PRICE
20682	6	1/8"	---
20683	6	1/4"	---
20809	8	1/8"	---
20684	8	1/4"	---
20685	8	3/8"	---
20686	10	1/4"	---
20687	10	3/8"	---
20810	10	1/2"	---
20688	12	3/8"	---
20689	12	1/2"	---

### SWIVEL RUN TEE



- \* Global Thread
- BSPP Available

PART #	TUBE OD (MM)	BSPT THREAD	LIST PRICE
20672	6	1/8"	---
20673	6	1/4"	---
20811	8	1/8"	---
20674	8	1/4"	---
20676	10	1/4"	---
20677	10	3/8"	---

### UNION WYE



PART #	TUBE OD (MM)	LIST PRICE
20813	4	---
20814	6	---
20815	8	---
20746	10	---

### SWIVEL MALE WYE



- \* Global Thread
- BSPP Available

PART #	TUBE OD (MM)	GLOBAL THREAD	LIST PRICE
20816	4	1/8"	---
20817*	6	1/8"	---
20818	6	1/4"	---
20820*	8	1/4"	---

# D.O.T. PUSH-IN TUBE FITTINGS



Meets D.O.T. FMVSS 571.106 SAE J1131 Air Brake System Requirements

#### Benefits for Cost Savings & Engineering Project

- **Fast assembly:** No tools required. Simply push tubing in. Saves up to 75% of assembly time compared to standard air compression fittings. No loose parts to handle.
- **Fast disconnect:** Hold the collet collar with two fingers and pull out tube. No tools required.
- **Reusable:** Can be connected and disconnected several times.
- **Reliable sealing:** Using recommended tubing, full sealing is guaranteed.
- **Versatility:** Buna N O'ring standard. Viton and others available per request. Secure tube retention. Pulling on tubing only serves to tighten the connection.
- **Pre-Applied Teflon® based pipe sealant** on all male pipe threads, saving customer additional labor.
- **Full Flow Design,** provides more flow area than conventional fittings with internal tube supports even in the swivels.

DOT Fittings are constructed with an all brass captive eyelet which allows for maximum flow. The brass captive eyelet with extended length is floating and has a machined top end radius for easy installation of tubing. All male threads have a pre-applied Teflon® based pipe sealant to provide for easy assembly and leak proof seal.

- **Materials:**  
Brass  
"O" Ring: Buna - Nitrile (90 Durometer)  
EP (Ethylene Propylene)
- **Working Pressures & Temperature Ranges**  
Vacuum to 150 PSI  
-40°F to 200° F ( -40°C to +93°C )

Dimension data can change without notice. Please check when dimensions are critical.

# D.O.T. PUSH-IN

## BRASS FITTINGS

### PLUG



AQ59DOT

PART #	TUBE O.D.	APPROX. WT. LBS.	LIST PRICE
595320	5/32"	0.01	---
590400	1/4"	0.02	---
590600	3/8"	0.02	---
590800	1/2"	0.04	---

1829 DQ59DOT 639PMT

### UNION




AQ62DOT  
DQ62

PART #	TUBE O.D.	APPROX. WT. LBS.	LIST PRICE
620532	5/32"	0.06	---
620400	1/4"	0.06	---
620600	3/8"	0.13	---
620604	3/8" x 1/4"	0.15	---
620800	1/2"	0.19	---
621000	5/8"	0.30	---
621200	3/4"	0.44	---

AQ62DOT 62PMT 1862 DQ62DOT

### UNION TEE



AQ64DOT  
DQ64

PART #	TUBE O.D.	APPROX. WT. LBS.	LIST PRICE
640400	1/4"	0.09	---
640600	3/8"	0.16	---
640800	1/2"	0.25	---
641000	5/8"	0.32	---
641200	3/4"	0.36	---

AQ64DOT 164PMT 1864 DQ64DOT

### UNION ELBOW



AQ65DOT  
DQ65

PART #	TUBE O.D.	APPROX. WT. LBS.	LIST PRICE
655320	5/32"	0.03	---
650400	1/4"	0.06	---
650600	3/8"	0.12	---
650800	1/2"	0.18	---

### FEMALE CONNECTOR




AQ66DOT  
DQ66

PART #	TUBE O.D. X FEMALE NPTF	APPROX. WT. LBS.	LIST PRICE
660402	1/4" x 1/8"	0.06	---
660404	1/4" x 1/4"	0.10	---
660602	3/8" x 1/8"	0.11	---
660604	3/8" x 1/4"	0.11	---
660606	3/8" x 3/8"	0.17	---
660804	1/2" x 1/4"	0.14	---
660806	1/2" x 3/8"	0.16	---
660808	1/2" x 1/2"	0.25	---

AQ66DOT 66PMT 1866 DQ66DOT

**D.O.T. PUSH-IN**

## BRASS FITTINGS

**MALE CONNECTOR**AQ68DOT  
DQ68


PART #	TUBE O.D. X MALE NPTF	APPROX. WT. LBS.	LIST PRICE
685320	5/32" x 10/32"	0.02	---
685321	5/32" x 1/16"	0.02	---
685322	5/32" x 1/8"	0.02	---
680302	3/16" x 1/8"	0.02	---
680421	1/4" x 1/16"	0.02	---
680402	1/4" x 1/8"	0.03	---
680404	1/4" x 1/4"	0.04	---
680406	1/4" x 3/8"	0.07	---
680602	3/8" x 1/8"	0.06	---
680604	3/8" x 1/4"	0.07	---
680606	3/8" x 3/8"	0.06	---
680608	3/8" x 1/2"	0.13	---
680804	1/2" x 1/4"	0.11	---
680806	1/2" x 3/8"	0.12	---
680808	1/2" x 1/2"	0.14	---
681006	5/8" x 3/8"	0.18	---
681008	5/8" x 1/2"	0.18	---
681208	3/4" x 1/2"	0.20	---
681212	3/4" x 3/4"	0.20	---

AQ68DOT 68PM 1868 DQ68DOT 68PMT

**MALE ELBOW**Forged  
AQ69DOT  
DQ69

PART #	TUBE O.D. X MALE NPTF	APPROX. WT. LBS.	LIST PRICE
695302	5/32" x 1/16"	0.03	---
695322	5/32" x 1/8"	0.03	---
690302	3/16" x 1/8"	0.03	---
690402	1/4" x 1/8"	0.08	---
690404	1/4" x 1/4"	0.06	---
690406	1/4" x 3/8"	0.11	---
690602	3/8" x 1/8"	0.08	---
690604	3/8" x 1/4"	0.09	---
690606	3/8" x 3/8"	0.11	---
690608	3/8" x 1/2"	0.20	---
690804	1/2" x 1/4"	0.22	---
690806	1/2" x 3/8"	0.22	---
690808	1/2" x 1/2"	0.24	---
691006	5/8" x 3/8"	0.30	---
691008	5/8" x 1/2"	0.32	---
691208	3/4" x 1/2"	0.32	---
691212	3/4" x 3/4"	0.34	---

AQ69DOT 169PMTNS 1869 DQ69DOT

**MALE SWIVEL ELBOW**Forged  
AQ62DOTS  
DQ69S

PART #	TUBE O.D. X MALE NPTF	APPROX. WT. LBS.	LIST PRICE
695322S	5/32" x 1/8"	0.07	---
690402S	1/4" x 1/8"	0.06	---
690404S	1/4" x 1/4"	0.10	---
690406S	1/4" x 3/8"	0.10	---
690602S	3/8" x 1/8"	0.10	---
690604S	3/8" x 1/4"	0.11	---
690606S	3/8" x 3/8"	0.12	---
690608S	3/8" x 1/2"	0.20	---
690804S	1/2" x 1/4"	0.16	---
690806S	1/2" x 3/8"	0.18	---
690808S	1/2" x 1/2"	0.26	---
691006S	5/8" x 3/8"	0.28	---
691008S	5/8" x 1/2"	0.30	---
691208S	3/4" x 1/2"	0.50	---
691212S	3/4" x 3/4"	0.56	---

AQ69DOTS 169PMT 1869 DQ69DOTS

**WARNING:** This product can expose you to chemicals, including lead, which are known to the State of California to cause cancer and birth defects or other reproductive harm. For more information, visit [www.P65Warnings.ca.gov](http://www.P65Warnings.ca.gov)

# D.O.T. PUSH-IN

## BRASS FITTINGS

### FEMALE ELBOW



Forged  
AQ70DOTS  
DQ70

PART #	TUBE O.D. X FEMALE NPTF	APPROX. WT. LBS.	LIST PRICE
700402	1/4" x 1/8"	0.06	---
700404	1/4" x 1/4"	0.10	---
700604	3/8" x 1/4"	0.12	---
700606	3/8" x 3/8"	0.17	---
700806	1/2" x 3/8"	0.26	---
700808	1/2" x 1/2"	0.30	---

AQ70DOTS 1870 DQ70DOTS 170PMTNS


### FEMALE SWIVEL ELBOW



AQ70DOTS

PART #	TUBE O.D. X FEMALE NPTF	LIST PRICE
700404S	1/4" x 1/4"	---

### MALE RUN TEE




Forged  
AQ71DOT  
DQ71

PART #	TUBE O.D. X MALE NPTF (1 X 3) X 2	APPROX. WT. LBS.	LIST PRICE
710402	1/4" x 1/8"	0.06	---
710404	1/4" x 1/4"	0.08	---
710604	3/8" x 1/4"	0.20	---
71060404	(3/8" x 1/4") x 1/4"	0.20	---
710606	3/8" x 3/8"	0.17	---
710806	1/2" x 3/8"	0.28	---

AQ71DOT 171PMTNS 1871 DQ71DOT

### MALE SWIVEL RUN TEE



Forged  
AQ71DOTS  
DQ71S

PART #	TUBE O.D. X MALE NPTF	APPROX. WT. LBS.	LIST PRICE
710402S	1/4" x 1/8"	0.09	---
710404S	1/4" x 1/4"	0.11	---
710604S	3/8" x 1/4"	0.15	---
710606S	3/8" x 3/8"	0.14	---
710804S	1/2" x 1/4"	0.24	---
710806S	1/2" x 3/8"	0.24	---
710808S	1/2" x 1/2"	0.30	---

AQ71DOTS 171PMT 1871 DQ71DOTS

**WARNING:** This product can expose you to chemicals, including lead, which are known to the State of California to cause cancer and birth defects or other reproductive harm. For more information, visit [www.P65Warnings.ca.gov](http://www.P65Warnings.ca.gov)

BRASS

## BRASS FITTINGS

## MALE 45° ELBOW



Forged  
AQ54DOT  
DQ54

PART #	TUBE O.D. X MALE NPTF	APPROX. WT. LBS.	LIST PRICE
540402	1/4" x 1/8"	0.06	---
540404	1/4" x 1/4"	0.06	---
540602	3/8" x 1/8"	0.08	---
540604	3/8" x 1/4"	0.09	---
540606	3/8" x 3/8"	0.11	---
540608	3/8" x 1/2"	0.15	---
540608S	3/8" x 1/2"		
540804	1/2" x 1/4"	0.13	---
540806	1/2" x 3/8"	0.16	---
540808	1/2" x 1/2"	0.18	---
541006	5/8" x 3/8"	0.22	---
541008	5/8" x 1/2"	0.21	---
541208	3/4" x 1/2"	0.28	---
541212	3/4" x 3/4"	0.32	---

AQ54DOT 179MTNS 1880 DQ54DOT

## MALE 45° SWIVEL ELBOW




AQ54DOTS  
DQ54S

PART #	TUBE O.D. X MALE NPTF	APPROX. WT. LBS.	LIST PRICE
540402S	1/4" x 1/8"	0.06	---
540404S	1/4" x 1/4"	0.09	---
540602S	3/8" x 1/8"	0.10	---
540604S	3/8" x 1/4"	0.11	---
540606S	3/8" x 3/8"	0.13	---
540804S	1/2" x 1/4"	0.14	---
540806S	1/2" x 3/8"	0.16	---
540808S	1/2" x 1/2"	0.18	---
541008S	5/8" x 1/2"	0.24	---

AQ54DOTS 179PMT 1880 DQ54DOTS

## MALE BRANCH TEE



Forged  
AQ72DOT  
DQ72

PART #	TUBE O.D. X MALE NPTF (1 X 2) X 3	APPROX. WT. LBS.	LIST PRICE
720302	3/16" x 1/8"	0.07	---
720402	1/4" x 1/8"	0.10	---
720404	1/4" x 1/4"	0.10	---
720604	3/8" x 1/4"	0.14	---
72060404	(3/8" x 1/4") x 1/4"	0.20	---
720606	3/8" x 3/8"	0.15	---
720804	1/2" x 1/4"	0.20	---
720806	1/2" x 3/8"	0.24	---
720808	1/2" x 1/2"	0.32	---

AQ72DOT 172PMTNS 1872 DQ72DOT


**WARNING:** This product can expose you to chemicals, including lead, which are known to the State of California to cause cancer and birth defects or other reproductive harm. For more information, visit [www.P65Warnings.ca.gov](http://www.P65Warnings.ca.gov)





## BRASS FITTINGS


## MALE SWIVEL BRANCH TEE

AQ72DOTS  
DQ72S

PART #	TUBE O.D. X MALE NPTF	APPROX. WT. LBS.	LIST PRICE
720402S	1/4" x 1/8"	0.12	---
720404S	1/4" x 1/4"	0.14	---
720602S	3/8" x 1/8"	0.19	---
720604S	3/8" x 1/4"	0.15	---
720606S	3/8" x 3/8"	0.17	---
720804S	1/2" x 1/4"	0.30	---
720806S	1/2" x 3/8"	0.34	---
720808S	1/2" x 1/2"	0.22	---


AQ72DOTS 172PMT 1872 DQ72DOTS

## FEMALE BRANCH TEE

AQ77DOT  
DQ77

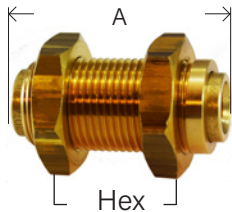
(RUN) BRANCH		
PART #	(1 & 2) X 3	LIST PRICE
770402	1/4" x 1/8"	---
770404	1/4" x 1/4"	---
770604	3/8" x 1/4"	---

## GLADHAND BULKHEAD CONNECTOR



TUBE OD X MALE NPTF		
PART #	SIZE	LIST PRICE
830808	1/2" x 1/2"	---

## BULKHEAD UNION

AQ82DOT  
DQ82

PART #	TUBE O.D.	APPROX. WT. LBS.	LIST PRICE
820400	1/4"	0.16	---
820600	3/8"	0.21	---
820800	1/2"	0.14	---
821000	5/8"	0.30	---

AQ82DOT 62PMTBH 1874 DQ82DOT

## FEMALE BULKHEAD UNION

AQ86DOT  
DQ86

PART #	TUBE O.D. X FEMALE NPTF	APPROX. WT. LBS.	LIST PRICE
860404	1/4" x 1/4"	0.10	---
860604	3/8" x 1/4"	0.14	---
860606	3/8" x 3/8"	0.31	---
860808	1/2" x 1/2"	0.32	---

AQ86DOT 1873 DQ86DOT 66PMTBH

• Jam nuts not available separately

**COMPOSITE BODY D.O.T. PUSH-IN**

BRASS FITTINGS

**COMPOSITE BODY DOT AIRBRAKE FITTINGS****WARNING**

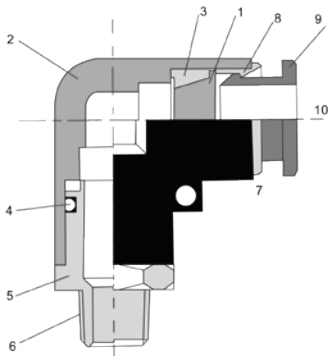
- Composite DOT push-to-connect fittings are designed only for use in applications where air is utilized as an operating fluid.
  - Fittings must be used in accordance with manufacturer and industry specifications.
  - They are not intended for use in environments exceeding 145psi or 140 degrees F.
  - The Department of Transportation FMVSS 49CFR571-106 prohibits use of this type of fitting for connections between towed and towing vehicles or between a driveshaft and chassis.
  - Using Composite DOT fittings in a manner inconsistent with manufacturer specifications may result in serious injury or property damage.
  - Under no circumstances shall the supplier be liable to buyer for any consequential or incidental damages of any nature whatsoever arising from nonconformity of goods, defective goods, or delay in shipment or any other breach by seller.
- Please feel free to email [warning@compdotfitting.com](mailto:warning@compdotfitting.com) with any questions or concerns.



- One touch connection reduces installation time and cost.
- Rugged ultraviolet and vibration resistant composite body.
- Various shapes and configurations to meet vehicle applications and make installations easier.

**Specifications for FMVSS (D.O.T.) and SAE Compliant Fittings**

Operating Fluid	Air						
Max. Operating Pressure	145psi (1.0MPa)						
Proof Pressure	Size	5/32"	1/4"	3/8"	1/2"	5/8"	3/4"
	At 75°F (24°C)	1200psi	1200psi	1400psi	950psi	900psi	800psi
	At 200 °F (93°C)	450psi (3.1MPa)					
Recommended Fluid and Ambient Temperature*	-40°F to 140°F (-40°C to 60°C)						
Leak Rate at -40°F (-40°C)	7 Ncm <sup>3</sup> /min. or less						
Thread	Thread Portion	ANSI/ASME B1.201, 1983 R1992					
	Nut	JIS B 0208 (Unified fine thread) ISO 263					
Thread Sealant	Fluorine/ Acrylic						
Applicable Standards	D.O.T. FMVSS 49 CFR 571.106, SAE J2494-3						
Applicable Tubing	Tubing conforming to both SAE J844 and D.O.T. FMVSS 49 CFR 571.106. Material: Nylon12						
Tube O.D.	5/32", 1/4", 3/8", 1/2", 5/8", 3/4"						



1. Chuck	Stainless steel or Brass
2. Body	Polybutylene Terephthalate (PBT), Brass
3/4. Tube seal, O-Ring	Buna-N, Nitrile Rubber
5. Stud	Brass
6. Sealant	Flourine/ Acrylic
7. Guide	Stainless Steel or Polyacetal (Acetal)
8. Stabilization Ring	Stainless Steel
9. Release Button	Polyacetal, POM (Acetal)
10. Tube support	Stainless Steel/ Brass

**WARNING:** This product can expose you to chemicals, including lead, which are known to the State of California to cause cancer and birth defects or other reproductive harm. For more information, visit [www.P65Warnings.ca.gov](http://www.P65Warnings.ca.gov)

# COMPOSITE BODY D.O.T. PUSH-IN

BRASS FITTINGS

## STRAIGHT UNION



PART #	TUBE OD (INCH)	APPROX. WT. LBS.	LIST PRICE
620532C	5/32	0.01	---
620300C	3/16		
620400C	1/4	0.01	---
620600C	3/8	0.03	---
620800C	1/2	0.05	---
621000C	5/8	0.08	---
6200453C	1/4 x 5/32		

## UNION TEE



PART #	TUBE OD (INCH)	APPROX. WT. LBS.	LIST PRICE
645320C	5/32	0.02	---
640400C	1/4	0.02	---
640600C	3/8	0.05	---
640800C	1/2	0.07	---
641000C	5/8	0.13	---
621200C	3/4		
640406C	1/4 x 3/8		
640604C	3/8 x 1/4		
640806C	1/2 x 3/8		

## UNION 90° ELBOW



PART #	TUBE OD (INCH)	APPROX. WT. LBS.	LIST PRICE
655320C	5/32	0.01	---
650400C	1/4	0.02	---
650600C	3/8	0.04	---
650800C	1/2	0.05	---

## FEMALE CONNECTOR



PART #	TUBE OD (INCH)	THREAD NPT	APPROX. WT. LBS.	LIST PRICE
665302C	5/32	1/8-27	0.04	---
665304C	5/32	1/4-18	0.06	---
660402C	1/4	1/8-27	0.04	---
660404C	1/4	1/4-18	0.06	---
660406C	1/4	3/8-18	0.10	---
660602C	3/8	1/8-27	0.07	---
660604C	3/8	1/4-18	0.07	---
660606C	3/8	3/8-18	0.11	---
660608C	3/8	1/2-14	0.12	---
660802C	1/2	1/8-27	0.11	---
660804C	1/2	1/4-18	0.13	---
660806C	1/2	3/8-18	0.12	---
660808C	1/2	1/2-14	0.13	---

**WARNING:** This product can expose you to chemicals, including lead, which are known to the State of California to cause cancer and birth defects or other reproductive harm. For more information, visit [www.P65Warnings.ca.gov](http://www.P65Warnings.ca.gov)

**COMPOSITE BODY D.O.T. PUSH-IN**

BRASS FITTINGS

**STRAIGHT MALE CONNECTOR**

PART #	APP. TUBE OD (INCH)	THREAD NPT	APPROX. WT. LBS.	LIST PRICE
685301C	5/32	1/16-28	0.02	---
685302C	5/32	1/8-27	0.02	---
685304C	5/32	1/4-27	0.03	---
680402C	1/4	1/8-27	0.02	---
680404C	1/4	1/4-18	0.03	---
680406C	1/4	3/8-18	0.05	---
680408C	1/4	1/2-14		---
680602C	3/8	1/8-27	0.05	---
680604C	3/8	1/4-18	0.06	---
680606C	3/8	3/8-18	0.06	---
680608C	3/8	1/2-14	0.09	---
680804C	1/2	1/4-18	0.09	---
680806C	1/2	3/8-18	0.09	---
680808C	1/2	1/2-14	0.09	---
681006C	5/8	3/8-18	0.15	---
681008C	5/8	1/2-14	0.13	---
681208C	3/4	1/2-14	0.38	---

**90° MALE ELBOW**

• Fixed

PART #	TUBE OD (INCH)	THREAD NPT	APPROX. WT. LBS.	LIST PRICE
695322SC	5/32	1/8-27	0.03	---
690402SC	1/4	1/8-27	0.03	---
690404SC	1/4	1/4-18	0.04	---
690406SC	1/4	3/8-18	0.07	---
690602SC	3/8	1/8-27	0.07	---
690604SC	3/8	1/4-18	0.06	---
690606SC	3/8	3/8-18	0.08	---
690608SC	3/8	1/2-14	0.14	---
690804SC	1/2	1/4-18	0.07	---
690806SC	1/2	3/8-18	0.09	---
690808SC	1/2	1/2-14	0.14	---
691006SC	5/8	3/8-18	0.14	---
691008SC	5/8	1/2-14	0.18	---
691208SC	3/4	1/2-14	0.26	---

**90° FEMALE ELBOW**

PART #	TUBE OD (INCH)	THREAD NPT	APPROX. WT. LBS.	LIST PRICE
705302C	5/32	1/8-27	0.03	---
705304C	5/32	1/4-18	0.05	---
700402SC	1/4	1/8-27	0.03	---
700404SC	1/4	1/4-18	0.05	---
700406SC	1/4	3/8-18	0.08	---
700602C	3/8	1/8-27	0.05	---
700604SC	3/8	1/4-18	0.07	---
700606SC	3/8	3/8-18	0.09	---
700608SC	3/8	1/2-14	0.10	---
700804C	1/2	1/4-18	0.08	---
700806SC	1/2	3/8-18	0.10	---
700808SC	1/2	1/2-14	0.11	---

**WARNING:** This product can expose you to chemicals, including lead, which are known to the State of California to cause cancer and birth defects or other reproductive harm. For more information, visit [www.P65Warnings.ca.gov](http://www.P65Warnings.ca.gov)

# COMPOSITE BODY D.O.T. PUSH-IN

## BRASS FITTINGS

### MALE RUN TEE



• Fixed

PART #	TUBE OD (INCH)	THREAD NPT	APPROX. WT. LBS.	LIST PRICE
715301C	5/32	1/16	0.05	---
715302C	5/32	1/8	0.03	---
715304C	5/32	1/4	0.04	---
710402SC	1/4	1/8-27	0.04	---
710404SC	1/4	1/4-18	0.05	---
71060404	3/8 x 1/4	1/4-18		
710604SC	3/8	1/4-18	0.08	---
710606SC	3/8	3/8-18	0.10	---
710608SC	3/8	1/2-14	0.15	---
710804C	1/2	1/4-8	0.09	---
710806SC	1/2	3/8-18	0.11	---
710808C	1/2	1/2-14	0.17	---

### MALE BRANCH TEE



• Fixed

PART #	TUBE OD (INCH)	THREAD NPT	APPROX. WT. LBS.	LIST PRICE
725301C	5/32	1/16	0.03	---
725302C	5/32	1/8	0.03	---
725304C	5/32	1/4	0.05	---
720402SC	1/4	1/8-27	0.04	---
720404SC	1/4	1/4-18	0.05	---
720406SC	1/4	3/8-18	0.08	---
720604SC	3/8	1/4-18	0.08	---
720606SC	3/8	3/8-18	0.10	---
720608C	3/8	1/2-14	0.15	---
720804C	1/2	1/4-18	0.09	---
720806SC	1/2	3/8-18	0.11	---
720808SC	1/2	1/2-14	0.17	---
721006C	5/8	3/8	0.18	---
721008C	5/8	1/2	0.21	---

### FEMALE BRANCH TEE



PART #	TUBE OD (INCH)	THREAD NPT	APPROX. WT. LBS.	LIST PRICE
770402C	1/4	1/8-27	0.06	---
770404C	1/4	1/4-18	0.08	---
770604C	3/8	1/4-18	0.08	---
770806C	1/2	3/8	0.13	---
771004C	5/8	1/4	0.21	---

### 45° MALE ELBOW



• Fixed

PART #	TUBE OD (INCH)	THREAD NPT	APPROX. WT. LBS.	LIST PRICE
545302C	5/32	1/8-27	0.03	---
540402SC	1/4	1/8-27	0.03	---
540404SC	1/4	1/4-18	0.04	---
540602SC	3/8	1/8-27	0.06	---
540604SC	3/8	1/4-18	0.06	---
540406C	1/4	3/8-18		
540606SC	3/8	3/8-18	0.08	---
540608SC	3/8	1/2-14	0.13	---
540802C	1/2	1/8-27	0.08	---
540804SC	1/2	1/4-18	0.08	---
540806SC	1/2	3/8-18	0.10	---
540808SC	1/2	1/2-14	0.15	---
541006SC	5/8	3/8-18	0.14	---
541008SC	5/8	1/2-14	0.17	---
541208SC	3/4	1/2-14	0.26	---

**COMPOSITE BODY D.O.T. PUSH-IN**


BRASS FITTINGS

**UNION "Y"**

PART #	A&B TUBE OD (INCH)	C TUBE OD (INCH)	APPROX. WT. LBS.	LIST PRICE
620553C	1/4	1/4	0.03	---
620409C	1/4	3/8	0.03	---
620555C	3/8	3/8	0.05	---
620559C	3/8	1/4	0.07	---
620557C	1/2	1/2	0.08	---

**MALE BRANCH "Y"**

PART #	TUBE OD (INCH)	THREAD NPT	APPROX. WT. LBS.	LIST PRICE
880402C	1/4	1/8	0.05	---
880404C	1/4	1/4	0.06	---
880406C	1/4	3/8	0.09	---
620604C	3/8	1/4-18	0.09	---
620606C	3/8	3/8-18	0.12	---
620806C	1/2	3/8-18	0.13	---
620808C	1/2	1/2-14	0.15	---

**BULKHEAD UNION**

PART #	TUBE OD (INCH)	THREAD (UNF)	APPROX. WT. LBS.	LIST PRICE
825320C	5/32	1/2-20	0.07	---
820400C	1/4	9/16-18	0.07	---
820600C	3/8	7/8-14	0.19	---
820800C	1/2	1-12	0.26	---
821000C	5/8	1 1/8-12	0.42	---


**FEMALE BULKHEAD CONNECTOR**

PART #	APP. TUBE OD (INCH)	THREAD NPT	T (UNF)	APPROX. WT. LBS.	LIST PRICE
865304C	5/32	1/4-18	1/2-20	0.08	---
860402C	1/4	1/8-27	9/16-18	0.01	---
860404C	1/4	1/4-18	9/16-18	0.08	---
860604C	3/8	1/4-18	7/8-14	0.20	---
860606C	3/8	3/8-18	7/8-14	0.20	---
860806C	1/2	3/8-18	1-12	0.26	---
860808C	1/2	1/2-14	1-12	0.27	---



**WARNING:** This product can expose you to chemicals, including lead, which are known to the State of California to cause cancer and birth defects or other reproductive harm. For more information, visit [www.P65Warnings.ca.gov](http://www.P65Warnings.ca.gov)

**D.O.T. AIR BRAKE - NYLON TUBING**



<b>Tube O.D</b>	<b>1/4</b>	<b>3/8</b>	<b>1/2</b>	<b>5/8</b>	<b>3/4</b>
<b>Thread Size-B</b>	<b>7/16-24</b>	<b>17/32-24</b>	<b>11/16-20</b>	<b>13/16-18</b>	<b>1-18</b>

**•Typical Application**

Air brake systems except where temperatures exceed +2000F or where battery acid can drip on tubing.

**•Pressure**

Maximum operating pressure of 150 PSI.

**•Vibration**

Fair resistance.

**•Temperature Range**

-400F to +2000F (-400C to +930C).

**•Material**

Brass

**•Used With**

NT Nylon Tubing - SAE J844 Type A and B.

**• Tolerance**

+/- .02 on all dimensions. Dimension data can change without notice. Please call us when dimensions are critical

**•Advantages**

Easy to assemble (no tube preparation or flaring required.) Built in tube support. Fittings utilize a ribbed sleeve for compression and positive grip. May be used with copper tubing by replacing nut, sleeve and insert with long nut and spherical sleeve. Insert should be removed for copper tubing use.

**•Conformance**

Meets specifications and standards of SAE and DOT FMVSS 571,106.

**•Assembly Instructions**

- 1- Cut tubing to desired length.
- 2-Slide nut and then sleeve on tubing. Threaded end of nut "A" must face toward fitting body.
- 3-Insert tubing into the preassembled fitting. Be sure tubing is bottomed in fitting.
- 4- Tighten nut to required torque as indicated on chart.

Disassembling: Remove nut and pull tubing out of fitting body. Insert will remain in tubing.

Reassembly: Push tubing and insert into fitting body until it bottoms. Thread nut onto fitting body and torque as in step 4.

<b>Tube Size</b>	<b>Additional Number of Turns from Hand-Tight</b>
<b>1/4</b>	<b>3</b>
<b>3/8, 1/2</b>	<b>4</b>
<b>5/8, 3/4</b>	<b>3-1/2</b>

**WARNING:** This product can expose you to chemicals, including lead, which are known to the State of California to cause cancer and birth defects or other reproductive harm. For more information, visit [www.P65Warnings.ca.gov](http://www.P65Warnings.ca.gov)

BRASS

**D.O.T. AIR BRAKE - NYLON TUBING**

## BRASS FITTINGS

**SLEEVE**60NA  
NT60

SAE# 100115

PART #	TUBE O.D.	APPROX. WT. LBS.	LIST PRICE
38000	3/16"		---
38001	1/4"	0.01	---
38002	3/8"	0.01	---
38003	1/2"	0.01	---
38004	5/8"	0.01	---
38005	3/4"	0.01	---

60NAB 60NTA 1460

**NUT**62NA  
NT61

SAE# 100110


PART #	TUBE O.D.	APPROX. WT. LBS.	LIST PRICE
38009	3/16"		---
38010	1/4"	0.02	---
38011	3/8"	0.03	---
38012	1/2"	0.05	---
38013	5/8"	0.06	---
38014	3/4"	0.09	---

61NAB 61NTA 1461

**UNION**62NA  
NT62  
SAE# 100101BA

PART #	TUBE O.D.	APPROX. WT. LBS.	LIST PRICE
38018	3/16"		---
38019	1/4"	0.07	---
38020	3/8"	0.11	---
38021	1/2"	0.20	---
38022	5/8"	0.25	---
38023	3/4"	0.40	---

62NAB 62NTA 1462

**BULKHEAD UNION**62NABH  
NT62BH

PART #	TUBE O.D.	APPROX. WT. LBS.	LIST PRICE
38027	3/16"		---
38028	1/4"	0.11	---
38029	3/8"	0.16	---
38030	1/2"	0.26	---
38031	5/8"		---

62NBH 1474 475

**STAINLESS STEEL INSERT**

- 300 series stainless
- For SAE# J844 TUBING

PART #	TUBE O.D.	APPROX. WT. LBS.	LIST PRICE
38035	1/4"	0.01	---
38036	3/8"	0.01	---
38037	1/2"	0.01	---
38038	5/8"	0.01	---
38039	3/4"	0.01	---

59A 63NTA

**BRASS INSERT**

PART #	TUBE O.D.	APPROX. WT. LBS.	LIST PRICE
38040	1/4"	0.01	---
38041	3/8"	0.01	---
38042	1/2"	0.01	---
38043	5/8"	0.01	---
38048	3/4"	0.02	---

1484 463

**WARNING:** This product can expose you to chemicals, including lead, which are known to the State of California to cause cancer and birth defects or other reproductive harm. For more information, visit [www.P65Warnings.ca.gov](http://www.P65Warnings.ca.gov)



# D.O.T. AIR BRAKE - NYLON TUBING

## BRASS FITTINGS

### TEE



64NA  
NT64

SAE# 100401BA

PART #	TUBE O.D.	APPROX. WT. LBS.	LIST PRICE
38044	1/4"	0.12	---
38045	3/8"	0.19	---
38046	1/2"	0.36	---
38047	5/8"	0.48	---

64NAB 264NTA 1464

### REDUCING BRANCH TEE



PART #	TUBE O.D. (1&2) X 3	APPROX. WT. LBS.	LIST PRICE
38049	3/8" x 1/4"	0.24	---
38057	1/2" x 3/8"	0.30	---

### ELBOW




65NA  
NT65

SAE# 100201BA

PART #	TUBE O.D.	APPROX. WT. LBS.	LIST PRICE
38052	1/4"	0.09	---
38053	3/8"	0.13	---
38054	1/2"	0.15	---
38055	5/8"	0.36	---

65NAB 265NTA 1465

### FEMALE ADAPTER



66NA  
NT66

SAE# 100103BA

PART #	TUBE O.D. X FEMALE NPT	APPROX. WT. LBS.	LIST PRICE
38060	1/4" x 1/8"	0.06	---
38061	1/4" x 1/4"	0.08	---
38062	3/8" x 1/8"	0.07	---
38063	3/8" x 1/4"	0.10	---
38064	3/8" x 3/8"	0.14	---
38065	1/2" x 3/8"	0.16	---
38066	1/2" x 1/2"	0.20	---
38067	5/8" x 3/8"	0.28	---
38068	5/8" x 1/2"	0.28	---
38059	3/4" x 1/2"	0.31	---

66NAB 66NTA 1466 66NBH

Dimension data can change without notice. Please check when dimensions are critical.

**D.O.T. AIR BRAKE - NYLON TUBING**

## BRASS FITTINGS


**MALE ADAPTER**68NA  
NT68VS

SAE# 100102BA

• More sizes available

PART #	TUBE O.D. X MALE NPTF	APPROX. WT. LBS.	LIST PRICE
38069	3/16 x 1/16		
38070	3/16 x 1/8		
38071	3/16 x 1/4		
38072	1/4" x 1/16"	0.05	---
38073	1/4" x 1/8"	0.05	---
38074	1/4" x 1/4"	0.06	---
38075	1/4" x 3/8"	0.08	---
38076	3/8" x 1/8"	0.07	---
38077	3/8" x 1/4"	0.08	---
38078	3/8" x 3/8"	0.10	---
38079	3/8" x 1/2"	0.14	---
38080	1/2" x 1/4"	0.13	---
38081	1/2" x 3/8"	0.14	---
38082	1/2" x 1/2"	0.18	---
38087	1/2" x 3/4"	0.23	---
38083	5/8" x 3/8"	0.17	---
38084	5/8" x 1/2"	0.21	---
38088	5/8" x 3/4"	0.25	---
38085	3/4" x 1/2"	0.28	---
38086	3/4" x 3/4"	0.30	---

68NAB 68NTA 1468

**SWIVEL MALE ADAPTER**

PART #	TUBE O.D. X MALE NPTF	APPROX. WT. LBS.	LIST PRICE
38078S	3/8" x 3/8"	0.18	---
38081S	1/2" x 3/8"	0.22	---

**MALE ELBOW**69NA  
NT69VS

SAE# 100202BA

PART #	TUBE O.D. X MALE NPTF	APPROX. WT. LBS.	LIST PRICE
38089	3/16 x 1/8		
38096	3/16 x 1/4		
38091	1/4" x 1/8"	0.06	---
38092	1/4" x 1/4"	0.08	---
38093	1/4" x 3/8"	0.13	---
38094	3/8" x 1/8"	0.09	---
38095	3/8" x 1/4"	0.11	---
38090	3/8" x 1/4" LONG	0.14	---
38101	3/8" x 3/8"	0.14	---
38102	3/8" x 1/2"	0.20	---
38103	1/2" x 1/4"	0.16	---
38104	1/2" x 3/8"	0.20	---
38109	1/2" x 3/8" LONG	0.26	---
38105	1/2" x 1/2"	0.29	---
38106	5/8" x 3/8"	0.26	---
38107	5/8" x 1/2"	0.32	---
38110	5/8" x 3/4"	0.40	---
38108	3/4" x 1/2"	0.43	---
38111	3/4" x 3/4"	0.51	---

269NTA 1469

**SWIVEL MALE ELBOW**

PART #	TUBE O.D. X MALE NPTF	APPROX. WT. LBS.	LIST PRICE
38101S	3/8" x 3/8"	0.28	---
38104S	1/2" x 3/8"	0.32	---

# D.O.T. AIR BRAKE - NYLON TUBING

## BRASS FITTINGS

### FEMALE ELBOW



70NA  
NT70

SAE# 100203BA

PART #	TUBE O.D. X FEMALE NPTF	APPROX. WT. LBS.	LIST PRICE
38113	1/4" x 1/8"	0.08	---
38114	1/4" x 1/4"	0.12	---
38115	3/8" x 1/8"	0.14	---
38116	3/8" x 1/4"	0.10	---
38117	3/8" x 3/8"	0.12	---
38118	1/2" x 3/8"	0.23	---
38119	1/2" x 1/2"	0.36	---
38120	5/8" x 1/2"	0.38	---

### MALE RUN TEE




71NA  
NT71VS

SAE# 100424BA

PART #	TUBE O.D. X MALE NPTF X TUBE O.D. 1X2X3	APPROX. WT. LBS.	LIST PRICE
38125	1/4" x 1/8" x 1/4"	0.10	---
38126	1/4" x 1/4" x 1/4"	0.13	---
38124	3/8" x 1/4" x 1/4"	0.14	---
38127	3/8" x 1/4" x 3/8"	0.17	---
38128	3/8" x 3/8" x 3/8"	0.20	---
38129	1/2" x 3/8" x 1/2"	0.30	---

71NAB 271NTA 1471

### MALE BRANCH TEE




72NA  
NT72VS

SAE# 100425BA

PART #	TUBE O.D. X TUBE O.D. X MALE NPTF 1X2X3	APPROX. WT. LBS.	LIST PRICE
38136	1/4" x 1/4" x 1/8"	0.10	---
38137	1/4" x 1/4" x 1/4"	0.13	---
38138	3/8" x 3/8" x 1/8"	0.14	---
38132	3/8" x 1/4" x 1/4"	0.15	---
38139	3/8" x 3/8" x 1/4"	0.17	---
38133	1/2" x 1/2" x 1/4"	0.26	---
38140	3/8" x 3/8" x 3/8"	0.21	---
38134	1/2" x 3/8" x 3/8"	0.26	---
38141	1/2" x 1/2" x 3/8"	0.30	---
38142	1/2" x 1/2" x 1/2"	0.37	---
38143	5/8" x 5/8" x 1/2"	0.44	---

72NAB 272NTA 1472

### FEMALE BRANCH TEE



PART #	TUBE O.D. X TUBE O.D. X FEMALE NPTF 1X2X3	APPROX. WT. LBS.	LIST PRICE
38144	3/8" x 3/8" x 1/4"	0.21	---
38146	5/8" x 5/8" x 1/4"	0.48	---

**WARNING:** This product can expose you to chemicals, including lead, which are known to the State of California to cause cancer and birth defects or other reproductive harm. For more information, visit [www.P65Warnings.ca.gov](http://www.P65Warnings.ca.gov)

BRASS

**D.O.T. AIR BRAKE - NYLON TUBING**

## BRASS FITTINGS

**45° ELBOW**

6945NA  
NT6945VS  
SAE# 100302BA

PART #	TUBE O.D. X MALE NPTF	APPROX. WT. LBS.	LIST PRICE
38148	1/4" x 1/8"	0.06	---
38149	1/4" x 1/4"	0.08	---
38150	3/8" x 1/8"	0.09	---
38151	3/8" x 1/4"	0.11	---
38152	3/8" x 3/8"	0.14	---
38153	3/8" x 1/2"	0.24	---
38157	1/2" x 1/4"	0.18	---
38154	1/2" x 3/8"	0.19	---
38155	1/2" x 1/2"	0.25	---
38156	5/8" x 1/2"	0.30	---
38158	3/4" x 1/2"	0.38	---

6945NAB 279NTA 1480

**SWIVEL 45° ELBOW**


PART #	TUBE O.D. X MALE NPTF	APPROX. WT. LBS.	LIST PRICE
38152S	3/8" x 3/8"	0.20	---
38154S	1/2" x 3/8"	0.24	---

**WARNING:** This product can expose you to chemicals, including lead, which are known to the State of California to cause cancer and birth defects or other reproductive harm. For more information, visit [www.P65Warnings.ca.gov](http://www.P65Warnings.ca.gov)

# D.O.T. AIR BRAKE - COPPER TUBING

## BRASS FITTINGS

### SLEEVE




60AB  
AB60  
SAE# 120115BA

PART #	TUBE O.D.	A	APPROX. WT. LBS.	LIST PRICE
38161	1/4"	0.25	0.01	---
38162	3/8"	0.31	0.02	---
38163	1/2"	0.38	0.02	---
38164	5/8"	0.44	0.02	---
38165	3/4"	0.50	0.04	---

60AB 1360

### NUT

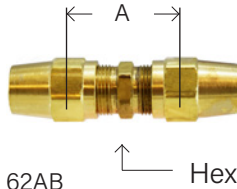


61AB  
AB61  
SAE# 120111BA

PART #	TUBE O.D.	A	HEX	APPROX. WT. LBS.	LIST PRICE
38170	1/4"	0.75	0.56	0.02	---
38171	3/8"	1.13	0.62	0.04	---
38172	1/2"	1.25	0.81	0.08	---
38173	5/8"	1.38	0.94	0.12	---
38174	3/4"	1.56	1.12	0.18	---

20961 61AB 1361

### UNION

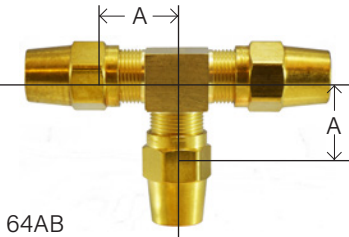


62AB  
AB62  
SAE# 120101BA

PART #	TUBE O.D.	A	HEX	APPROX. WT. LBS.	LIST PRICE
38179	1/4"	0.81	0.44	0.08	---
38180	3/8"	1.10	0.56	0.14	---
38181	1/2"	1.07	0.69	0.24	---
38182	5/8"	1.41	0.81	0.34	---
38183	3/4"				---

62AB 1362

### TEE



64AB  
AB64  
SAE# 120401BA

PART #	TUBE O.D.	A	APPROX. WT. LBS.	LIST PRICE
38188	1/4"	0.62	0.16	---
38189	3/8"	0.82	0.24	---


264AB 1364

**WARNING:** This product can expose you to chemicals, including lead, which are known to the State of California to cause cancer and birth defects or other reproductive harm. For more information, visit [www.P65Warnings.ca.gov](http://www.P65Warnings.ca.gov)

BRASS

**D.O.T. AIR BRAKE - COPPER TUBING**

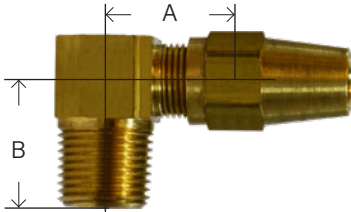
## BRASS FITTINGS

**MALE ADAPTER**

68AB  
AB68  
SAE# 120102BA

PART #	TUBE O.D. X MALE NPTF	A	HEX	APPROX. WT. LBS.	LIST PRICE
38217	1/4" x 1/8"	0.88	0.43	0.06	---
38218	1/4" x 1/4"	0.97	0.56	0.08	---
38220	3/8" x 1/8"				
38221	3/8" x 1/4"	1.09	0.56	0.10	---
38222	3/8" x 3/8"	1.19	0.69	0.12	---
38223	3/8" x 1/2"	1.45	0.87	0.18	---
38224	1/2" x 1/4"	1.32	0.69	0.16	---
38225	1/2" x 3/8"	1.35	0.69	0.18	---
38226	1/2" x 1/2"	1.51	0.87	0.24	---
38228	5/8" x 1/2"	1.57	0.87	0.24	---
38229	3/4" x 1/2"	1.67	1.00	0.34	---

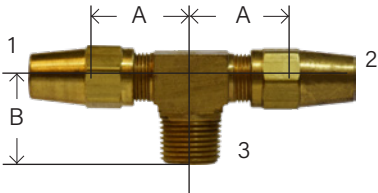
68AB 368

**90° MALE ELBOW**

69AB  
AB69  
SAE# 120202BA

PART #	TUBE O.D. X MALE NPTF	A	B	APPROX. WT. LBS.	LIST PRICE
38235	1/4" x 1/8"	0.64	0.76	0.08	---
38236	1/4" x 1/4"	0.69	0.88	0.10	---
38237	1/4" x 3/8"	0.73	0.86	0.14	---
38239	3/8" x 1/4"	0.80	0.93	0.12	---
38240	3/8" x 3/8"	0.83	0.90	0.16	---
38241	3/8" x 1/2"				---
38243	1/2" x 3/8"	0.92	0.98	0.22	---
38244	1/2" x 1/2"	1.04	1.19	0.30	---
38245	5/8" x 3/8"				---
38246	5/8" x 1/2"	1.10	1.25	0.36	---
38247	3/4" x 1/2"				---

269AB 1369

**MALE BRANCH TEE**

72AB  
AB72  
SAE# 120425BA

PART #	TUBE O.D. X MALE NPTF (1&2)X3	A	B	APPROX. WT. LBS.	LIST PRICE
38278	3/8" x 1/4"	0.78	0.91	0.18	---
38279	3/8" x 3/8"	0.85	0.92	0.24	---

272AB 1372

**WARNING:** This product can expose you to chemicals, including lead, which are known to the State of California to cause cancer and birth defects or other reproductive harm. For more information, visit [www.P65Warnings.ca.gov](http://www.P65Warnings.ca.gov)

# D.O.T. AIR BRAKE - HOSE/ ENDS

BRASS FITTINGS

## D.O.T. AIR BRAKE REUSABLE HOSE/ FITTINGS



•Typical Application

Air Brake hose connections.  
Meets SAE & DOT specifications  
(FMVCS 10 GAL)

•Pressure

Determined by maximum working pressure for hose size.  
Up to 125 psi

Temperature: -400F to + 1200 F ( -40°C to +48°C )

•Advantages

Can be used for nearly any brake line. Easy to assemble with a good selection of hose end configurations. Brass material offers excellent resistance against corrosion.

• Tolerance

+/- .02 on all dimensions. Dimension data can change

without notice. Please call us when dimensions are critical.

•Assembly Instructions

- 1- Slide nut and sleeve onto hose. Make sure bevel edge of sleeve faces out toward fitting.
- 2- Push hose into fitting until it bottoms.
- 3- Screw nut until contact is made with body hex.

NOTE: When reassembling fitting, body and nut should be inspected. Only reuse if in proper condition. Sleeves should never be reused.

### SLEEVE

FERRULE



60HE  
HE60

PART #	HOSE I.D. SIZE	APPROX. WT. LBS.	LIST PRICE
38300	3/8"	0.02	---
38301	1/2"	0.02	---

#60HC 3380-A 0903610 367 60RB

### NUT



61HE  
HE61

PART #	HOSE I.D. SIZE	APPROX. WT. LBS.	LIST PRICE
38306	3/8"	0.04	---
38307	1/2"	0.06	---

61RB #61HC 369 3380-B 0903624

### NUT FOR USE WITH SPRING




61HES  
HE61N

PART #	HOSE I.D. SIZE	THREAD	APPROX. WT. LBS.	LIST PRICE
38312	3/8"	31/32-20	0.04	---
38313	1/2"	1-3/32-20	0.06	---

#61HCS 0903613 3380-D 61RBSG


**D.O.T. AIR BRAKE - HOSE/ ENDS**

## BRASS FITTINGS

**SPRING**61HSG  
HE61G

PART #	HOSE I.D.	APPROX. WT. LBS.	LIST PRICE
38351	3/8"	0.20	---
38352	1/2"	0.22	---

#60SG 0901045 3380-C 377

**NUT AND SPRING ASSEMBLY**

HE61NG

PART #	HOSE I.D. SIZE	APPROX. WT. LBS.	LIST PRICE
38015	3/8"	0.18	---
38016	1/2"	0.24	---

379 67RBSG 0999999

**UNION**62HE  
HE62

PART #	HOSE I.D.	THREAD	APPROX. WT. LBS.	LIST PRICE
38318	3/8"	31/32-20	0.32	---
38319	1/2"	1-1/8-20	0.48	---

#62HC 3380B-Y0 362



BODY ONLY

PART #	HOSE I.D.	THREAD	APPROX. WT. LBS.	LIST PRICE
39318	3/8"	31/32-20	0.32	---
39319	1/2"	1-1/8-20	0.48	---

**FEMALE CONNECTOR HOSE**

66HEA

PART #	HOSE I.D. X FEMALE ABS	APPROX. WT. LBS.	LIST PRICE
38357	3/8" x 3/4-20	0.24	---
38358	1/2" x 7/8-20	0.39	---

#66ABS 66RBSV 3380B-Y7 386



BODY ONLY

PART #	HOSE I.D. X FEMALE ABS	APPROX. WT. LBS.	LIST PRICE
39357	3/8" x 3/4-20	0.24	---
39358	1/2" x 7/8-20	0.38	---

**MALE CONNECTOR**68HEA  
HE68S

PART #	HOSE I.D. X MALE PIPE	APPROX. WT. LBS.	LIST PRICE
38363	3/8" x 1/4"	0.38	---
38364	1/2" x 3/8"	0.46	---

#68ABS 09155 3380B-Y8 387

**WARNING:** This product can expose you to chemicals, including lead, which are known to the State of California to cause cancer and birth defects or other reproductive harm. For more information, visit [www.P65Warnings.ca.gov](http://www.P65Warnings.ca.gov)





# D.O.T. AIR BRAKE - HOSE/ENDS

BRASS FITTINGS

## ADAPTER FOR SWIVEL TYPE REUSABLE AND CRIMPED ON



68HEAB  
1390

PART #	MALE ABS X MALE PIPE	ABS THREAD	APPROX. WT. LBS.	LIST PRICE
38369	3/8" x 1/4"	3/4-20	0.05	---
38368	3/8" x 3/8"	3/4-20	0.08	---
38372	3/8" x 1/2"	3/4-20	0.12	---
38370	1/2" x 3/8"	7/8-20	0.10	---
38371	1/2" x 1/2"	7/8-20	0.12	---

#68ABS 1390 76RB 388

## MALE ADAPTER



68HE  
HE68

PART #	HOSE I.D. X MALE PIPE	APPROX. WT. LBS.	LIST PRICE
38333	3/8" x 1/4"	0.22	---
38334	3/8" x 3/8"	0.24	---
38335	3/8" x 1/2"	0.26	---
38336	1/2" x 3/8"	0.33	---
38337	1/2" x 1/2"	0.36	---

#68HC 368 3380B-Y2 68RB

## ADAPTER BODY



68HEB  
HE68B

PART #	HOSE I.D. X MALE PIPE	APPROX. WT. LBS.	LIST PRICE
38324	3/8" x 1/4"	0.12	---
38325	3/8" x 3/8"	0.14	---
38326	3/8" x 1/2"	0.20	---
38327	1/2" x 3/8"	0.18	---
38328	1/2" x 1/2"	0.20	---

#68B W1391Z

## MALE ADAPTER



68HES  
HE68G

PART #	HOSE I.D. X MALE PIPE	APPROX. WT. LBS.	LIST PRICE
38342	3/8" x 1/4"	0.32	---
38343	3/8" x 3/8"	0.34	---
38344	3/8" x 1/2"	0.38	---
38345	1/2" x 3/8"	0.48	---
38346	1/2" x 1/2"	0.52	---

#68HCS 3380B-Y3 68RBSG 378

**WARNING:** This product can expose you to chemicals, including lead, which are known to the State of California to cause cancer and birth defects or other reproductive harm. For more information, visit [www.P65Warnings.ca.gov](http://www.P65Warnings.ca.gov)

BRASS

# GLADHANDS

## ALUMINUM GLADHANDS



PORT A

- 1/2" FPT port
- Aluminum Casting
- Permanent Clamp Screw
- Black rubber seals
- Stainless Steel filter
- Meet SAE J318 requirements

PART #	DESCRIPTION	MATERIAL	SEAL	FILTER	PORT A	LIST PRICE
39870	Universal	Aluminum	Blk Rubber	No	1/2"	---
39871	Universal with filter	Aluminum	Blk Rubber	Yes	1/2"	---
39877	Emergency Red	Aluminum	Blk Rubber	No	1/2"	---
39878	Emergency with filter	Aluminum	Blk Rubber	Yes	1/2"	---
39874	Service Blue	Aluminum	Blk Rubber	No	1/2"	---
39875	Service with filter	Aluminum	Blk Rubber	Yes	1/2"	---

## PLATED ALUMINUM GLADHANDS



PART #	DESCRIPTION	MATERIAL	SEAL	FILTER	PORT A	LIST PRICE
39832	Universal Standard	Plated Aluminum	Blk Rubber	No	1/2"	---
39833	Service - Blue	Plated Aluminum	Blk Rubber	No	1/2"	---
39834	Emergency - Red	Plated Aluminum	Blk Rubber	No	1/2"	---
39828	Service 38 degree	Plated Aluminum	Blk Rubber	No	1/2"	---
39829	Emergency 38 degree	Plated Aluminum	Blk Rubber	No	1/2"	---
39830	Service 38 degree	Plated Aluminum	Blk Rubber	No	3/8"	---
39831	Emergency 38 degree	Plated Aluminum	Blk Rubber	No	3/8"	---

## CAST IRON GLADHANDS



PORT A

- 1/2" FPT port
- One-piece casting eliminates problems with clamp separation
- "Positive-stop" post, assures a perfect connection
- Polyurethane seal resist oils, chemicals & provide improved sealing & service life
- Gladhands meet SAE J318 requirements including breakaway requirement.

PART #	DESCRIPTION	MATERIAL	SEAL	FILTER	PORT A	LIST PRICE
39506	Universal	Cast Iron	Black Polyurethane	No	1/2"	---
39507	Emergency	Cast Iron	Red Polyurethane	No	1/2"	---
39508	Service	Cast Iron	Blue Polyurethane	No	1/2"	---

## ANGLE MOUNT ALUMINUM GLADHANDS

PORT A  
PORT B

- For use in trailer mounting locations
- Dual port provides connection options
- Powder-coated clamp plates are color coded for easy identification
- Port "A" comes standard as unplugged
- (2) 3/8 inch FPT Ports (one plugged).
- (2) 11/32 inch diameter mounting holes.
- Available with Port "B" plugged or unplugged (plug is included, loose in bag)
- Meet SAE J318

PART #	TYPE	MATERIAL	SEAL	FILTER	PORT A	PORT B	LIST PRICE
39511	Emergency	Aluminum	Blk Rubber	No	Unplugged	Plugged	---
39512	Service	Aluminum	Blk Rubber	No	Unplugged	Plugged	---

**WARNING:** This product can expose you to chemicals, including lead, which are known to the State of California to cause cancer and birth defects or other reproductive harm. For more information, visit [www.P65Warnings.ca.gov](http://www.P65Warnings.ca.gov)



**POWDER COATED IRON GLADHAND**

- Tough powder coating improves wear & corrosion resistance
- Vividly colored to provide improved identification of service & emergency lines
- Stainless steel plate eliminates corrosion of the mating surface
- Polyurethane seal resist oil, chemicals, provide improved sealing & service life
- Meet or exceeds SAE J318 standard



PORT A

PART #	DESCRIPTION	FILTER	PORT A	LIST PRICE
39509	Service with blue poly seal	Yes	1/2"	---
39510	Emergency with red poly seal	Yes	1/2"	---

**BRACKET MOUNT SWING AWAY GLADHAND**

- Bracket allows 180° rotation allowing for easy hookups, eliminating the need to twist lines during connections
  - Helps protect rear-trailer gladhands when not in use
  - Filter and closed seal are recommended
  - Spring design provides consistent tension throughout rotation
  - Design provides both back port and bottom port capabilities
- Gladhand mount - 1/2" Male Thread



PART #	DESCRIPTION	MATERIAL	SEAL	FILTER	LIST PRICE
39515	Service (Blue)	Aluminum	Blk Rubber	yes	---
39516	Emergency (Red)	Aluminum	Blk Rubber	yes	---

**KNOB STYLE SHUTOFF GLADHAND**

- Economical trailer shutoff gladhand
- Centered low-profile "snap-stop" knob
- Full face rubber seal
- Available with assembled or separate fittings.
- Meets SAE J318



PART #	DESCRIPTION	MATERIAL	SEAL	FILTER	LIST PRICE
39520	1/2" Service (Blue)	Aluminum	Blk Rubber	No	---
39521	3/8" Service (Blue)	Aluminum	Blk Rubber	No	---
39522	1/2" Emergency (Red)	Aluminum	Blk Rubber	No	---
39524	3/8" Emergency (Red)	Aluminum	Blk Rubber	No	---

**LEVER STYLE SHUTOFF GLADHAND**

- Flange mount
- Metal handle shutoff
- Full face rubber seal
- Tough metal Ball valve
- Color coded
- Meets SAE J318



PORT A

PART #	DESCRIPTION	MATERIAL	SEAL	FILTER	PORT A NPT	PORT B NPT	LIST
39531	Emergency (Red)	Aluminum	Blk Rubber	No	3/8"	1/4"	---
39530	Service (Blue)	Aluminum	Blk Rubber	No	3/8"	1/4"	---

**WARNING:** This product can expose you to chemicals, including lead, which are known to the State of California to cause cancer and birth defects or other reproductive harm. For more information, visit [www.P65Warnings.ca.gov](http://www.P65Warnings.ca.gov)

# AIR

## BRASS FITTINGS

### GLADHAND GRIPS



1/2" NPTF.

- Comes with hardware and sealant
- Color-coded red and blue for easy air line identification - clamshell
- Handles are heat, oil and UV-resistant.
- Meet SAE J318

PART #	DESCRIPTION	LIST PRICE
39535	Poly grip hardware	---



### ALUMINUM GLADHAND GRIPS

- 1/2" NPTF
- Each pack contains (1) red and (1) blue - clamshell
- One piece design
- No screws or plastic parts
- Easy to install
- Class II anodized coating provides greater corrosion resistance

PART #	DESCRIPTION	LIST PRICE
39537	Sure grip	---



### GLADHAND PACIFIER SEAL

- Seals Gladhand from moisture, dirt and debris

PART #	DESCRIPTION	LIST PRICE
39566	Gladhand pacifier	---



### GLADHAND SEALS

Seal Options:

- Rubber
- Polyurethane
- With screen filter
- Double lip
- Filter screen only

PART #	DESCRIPTION	LIST PRICE
39541	Blue, Polyurethane	---
39542	Red, Polyurethane	---
39543	Black, Polyurethane	---
39556	Blue with a screen filter Polyurethane	---
39557	Red with a screen filter Polyurethane	---
39558	Black with a screen filter Polyurethane	---
39550	Blue Double lip, Polyurethane	---
39551	Red Double Lips, Polyurethane	---
39552	Double Lip, Polyurethane	---
39544	Grey, Closed Style, Polyurethane	---
39560	Filter, Screen, Gladhand	---
39559	Filter, Screen, Gladhand	---

**WARNING:** This product can expose you to chemicals, including lead, which are known to the State of California to cause cancer and birth defects or other reproductive harm. For more information, visit [www.P65Warnings.ca.gov](http://www.P65Warnings.ca.gov)

# NYLON DOT AIR BRAKE TUBING

BRASS FITTINGS



# NYLON DOT AIR BRAKE TUBING


- Air Brake Tubing available from inventory in a large variety of colors and sizes
- Superior cold weather flexibility and abrasion resistance
- UV and ozone resistant nylon
- Meets or exceeds SAE J844 (Type A - non-reinforced & Type B - reinforced)
- Meets or exceeds DOT requirements for use with compression fittings (NOTE: SAE does not recognize 1/8", 5/32" or 3/16" O.D. tubing for use with air brake systems)
- Air Brake Tubing identified per SAE J844 & FMVSS No. 106 Brake Hoses, 49 CFR 571.106
- Conforms to our own rigorous qualification and inspection testing which exceeds SAE and DOT requirements
- Designed to operate at up to 150 psi in air brake systems
- Resistant to attack by gasoline, diesel fuel and commonly used road and cleaning chemicals
- Air Brake Tubing available on bulk spools or by packages
- Operating range: -40°- 200°F - Not made for fuel

PART NUMBER	COLOR	LENGTH	NOMI-NAL O.D.	NOMI-NAL WALL	LIST	PART NUMBER	COLOR	LENGTH	NOMI-NAL O.D.	NOMI-NAL WALL	LIST
38950	Black	100'	1/8"	0.023"	---	38960G	Green	100'	3/8"	0.062"	---
3895BA	Black	50'	1/8"	0.023"	---	38960GA	Green	50'	3/8"	0.062"	---
38951	Black	100'	5/32"	0.032"	---	38960R5	Red	500'	3/8"	0.062"	---
38951BA	Black	50'	5/32"	0.032"	---	38960RA	Red	50'	3/8"	0.062"	---
38953	Black	100'	3/16"	0.035"	---	38960Y	Yellow	100'	3/8"	0.062"	---
38953BA	Black	50'	3/16"	0.035"	---	38960YA	Yellow	50'	3/8"	0.062"	---
389522	Black	500'	1/4"	0.040"	---	38965	Black	100'	1/2"	0.062"	---
38952	Black	100'	1/4"	0.040"	---	38965BA	Black	50'	1/2"	0.062"	---
38952BA	Black	50'	1/4"	0.040"	---	38965U5	Blue	500'	1/2"	0.062"	---
38952U	Blue	100'	1/4"	0.040"	---	38965U	Blue	100'	1/2"	0.062"	---
38952UA	Blue	50'	1/4"	0.040"	---	38965UA	Blue	50'	1/2"	0.062"	---
38952O	Orange	100'	1/4"	0.040"	---	38965G	Green	100'	1/2"	0.062"	---
38952OA	Orange	50'	1/4"	0.040"	---	38965R5	Red	500'	1/2"	0.062"	---
38952G	Green	100'	1/4"	0.040"	---	38965R	Red	100'	1/2"	0.062"	---
38952GA	Green	50'	1/4"	0.040"	---	38965RA	Red	50'	1/2"	0.062"	---
38952R	Red	100'	1/4"	0.040"	---	38970	Black	100'	5/8"	0.092"	---
38952RA	Red	50'	1/4"	0.040"	---	38970BA	Black	50'	5/8"	0.092"	---
38952Y1	Yellow	1000'	1/4"	0.040"	---	38970G	Green	100'	5/8"	0.092"	---
38952Y	Yellow	100'	1/4"	0.040"	---	38970GA	Green	50'	5/8"	0.092"	---
38954	Black	100'	5/16"	0.040"	---	38970RA	Red	50'	5/8"	0.092"	---
38954BA	Black	50'	5/16"	0.040"	---	38975BC	Black	250'	3/4"	0.092"	---
38960B1	Black	1000'	3/8"			38975	Black	100'	3/4"	0.092"	---
38960B5	Black	500'	3/8"	0.062"	---	38975BA	Black	50'	3/4"	0.092"	---
38960	Black	100'	3/8"	0.062"	---	38975GA	Green	50'	3/4"	0.092"	---
38960BA	Black	50'	3/8"	0.062"	---						
38960U5	Blue	500'	3/8"	0.062"	---						
38960U	Blue	100'	3/8"	0.062"	---						
38960UA	Blue	50'	3/8"	0.062"	---						
38960O5	Orange	500'	3/8"	0.062"	---						
38960O	Orange	100'	3/8"	0.062"	---						

# FUEL LINE AND AIR BRAKE HOSE

## BRASS FITTINGS

### FUEL LINE AND VAPOR EMISSION



- SAE 30R7
- Nitrile tube w/ spiral synthetic cord, hypalon cover.
- 50 p.s.i. working pressure. 1/2 -35 PSI
- -40° F to + 257° F temperature range.
- Low pressure/ high temperature fuel for cars, light trucks, and small engines.
- Meets SAE J1402

PART #	ID	OD	LENGTH	LIST PRICE
38926	5/16	9/16	25'	---
38923	1/4	1/2	25'	---
38927	3/8	5/8	50'	---

### AIRBRAKE HOSE REPAIR KIT



- Fittings to repair hose with a minimum 3/4" OD
- Meets DOT 106 SAE j1402
- Brass sleeve and barb
- Pre-applied sealant

PART #	DESCRIPTION	LIST PRICE
39855	3/8" Quick fix hose fitting	---
*39856	3/8" Quick fix hose kit- clam pack	---
39857	1/2" Quick fix hose fitting	---

\*Supplied with hex tool

### TARP STRAPS



- Heavy Duty EPDM tarp straps
- Longer lasting than rubber
- Greater stretch length
- Ozone and weather resilient
- Made in the USA

PART #	STRAP LENGTH	MATERIAL	DESCRIPTION	QTY	LIST PRICE
990790	10"	EPDM	Tarp strap with S hook	50	---
990791	15"	EPDM	Tarp strap with S hook	50	---
990792	21"	EPDM	Tarp strap with S hook	50	---
990793	31"	EPDM	Tarp strap with S hook	50	---
990794	41"	EPDM	Tarp strap with S hook	50	---

### UV BLACK Cable tie straps



PART #	LENGTH	STRENGTH	PACKAGE QTY	LIST PRICE
95610	7 1/2"	50lb	100	---
95611	14"	50 lb	100	---
95612	24"	175lb	50	---
95613	36"	175lb	50	---

### AIR BRAKE HOSE



• Black

- Spiral synthetic cord reinforcement with neoprene cover.
- -40° F to +200° F temperature range.
- Max operating pressure 255 psi
- Max burst pressure 900 psi
- Meets SAE J1402


PART #	ID	OD	LENGTH	LIST PRICE
38910	3/8	3/4	50'	---
38915	1/2	7/8	50'	---
38916	1/2	7/8	250'	---
38911	3/8	3/4	250'	---

**WARNING:** This product can expose you to chemicals, including lead, which are known to the State of California to cause cancer and birth defects or other reproductive harm. For more information, visit [www.P65Warnings.ca.gov](http://www.P65Warnings.ca.gov)

# STEEL GREASE FITTINGS

## BRASS FITTINGS

### PIPE THREAD




- Assortments also available
  - Exceeds 12hr salt spray
- Meets SAE #J-534C

PART #	SIZE	A	B	HEX	APPROX. WT. LBS.	LIST PRICE
36110	1/8" -27 NPTF	0.66	0.28	0.437	0.01	---
36110SS	303 SS	0.68	0.29	0.437	0.01	---
36111	Thread Forming	0.62	0.23	0.437	0.01	---

BALL CHECK - 1/8-27 NPTF

#610 1610 2800 1720 5000

### PIPE THREAD

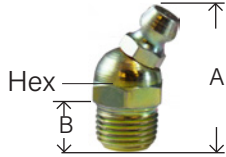


PART #	SIZE	A	B	HEX	APPROX. WT. LBS.	LIST PRICE
36112	1/8" -27 NPTF	1.25	0.22	0.437	0.02	---
36113	1/8" -27 NPTF	1.75	1.26	0.437	0.02	---

BALL CHECK

#607 1607 2800 1669 5003

### PIPE THREAD

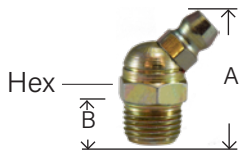


PART #	SIZE	A	B	HEX	APPROX. WT. LBS.	LIST PRICE
36114	1/8" -27 NPTF	0.90	0.30	0.437	0.01	---

30° ANGLE BALL CHECK

#611 1611 2830 5100

### PIPE THREAD

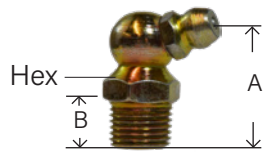


PART #	SIZE	A	B	HEX	APPROX. WT. LBS.	LIST PRICE
36116	1/8" -27 NPTF	0.88	0.22	0.437	0.01	---
36116SS	303 SS	0.95	0.29	0.437	0.01	---

45° ANGLE BALL CHECK

#688 1688 2845 5200

### PIPE THREAD

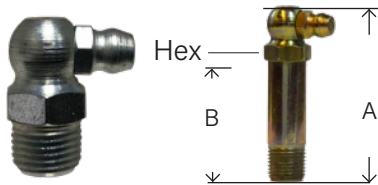


PART #	SIZE	A	B	HEX	APPROX. WT. LBS.	LIST PRICE
36118	1/8" -27 NPTF	0.86	0.30	0.437	0.01	---

65° ANGLE BALL CHECK

#612 1612 2865 5300

### PIPE THREAD




PART #	SIZE	A	B	HEX	APPROX. WT. LBS.	LIST PRICE
36120	1/8" -27 NPTF	0.84	0.30	0.437	0.01	---
36120SS	303 SS	0.84	0.29	0.437	0.01	---
36121	1/8" -27 NPTF	1.81	1.25	0.437	0.01	---

90° ANGLE BALL CHECK

#613 1613 2890 5400 5407

### PIPE THREAD



PART #	SIZE	A	B	HEX	APPROX. WT. LBS.	LIST PRICE
36130	1/4" -18 NPTF	0.84	0.30	0.437	0.02	---
36130SS	303 SS	0.87	0.42	0.437	0.02	---

BALL CHECK - 1/4-18 NPTF

#627 1627 2900K 5050

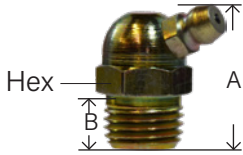
**WARNING:** This product can expose you to chemicals, including lead, which are known to the State of California to cause cancer and birth defects or other reproductive harm. For more information, visit [www.P65Warnings.ca.gov](http://www.P65Warnings.ca.gov)

BRASS

**STEEL GREASE FITTINGS**

## BRASS FITTINGS

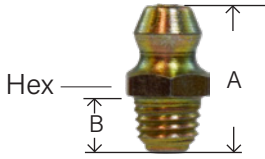
## PIPE THREAD



PART #	SIZE	A	B	HEX	APPROX. WT. LBS.	LIST PRICE
36132	1/4"-18 NPTF	0.97	0.34	0.56	0.02	---

65° ANGLE BALL CHECK #629 1629 2965 5350


## 1/4-28 TAPER THREAD



PART #	SIZE	A	B	HEX	APPROX. WT. LBS.	LIST PRICE
36140	1/4"-28 NPTF	0.54	0.18	0.31	0.01	---
36140SS	303 SS	0.54	0.18	0.31	0.01	---

SHORT BALL CHECK - 1/4-28 NPTF #641 1641 2400 3038 5010

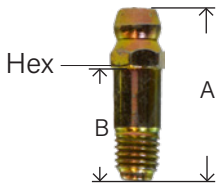
## 1/4-28 TAPER THREAD



PART #	SIZE	A	B	HEX	APPROX. WT. LBS.	LIST PRICE
36142	1/4"-28 Taper Thread	0.69	0.34	0.312	0.01	---

LONG BALL CHECK #652 1652 2400 5013

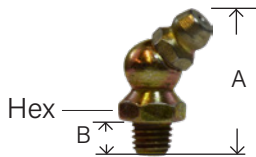
## 1/4-28 TAPER THREAD



PART #	SIZE	A	B	HEX	APPROX. WT. LBS.	LIST PRICE
36144	1/4"-28 Taper Thread	0.92	0.60	0.312	0.02	---

EXTRA LONG BALL CHECK #680 1680 2400 5014


## 1/4-28 TAPER THREAD



PART #	SIZE	ANGLE	A	B	HEX	APPROX. WT. LBS.	LIST PRICE
36146	1/4"-28 Taper Thread	45°	0.82	0.20	0.375	0.02	---
36146SS	303 SS	45°	0.81	0.20	0.375	0.02	---

SHORT 45° BALL CHECK #637 1637 2445 1665 2465 3010 5210


## 1/4-28 TAPER THREAD



PART #	SIZE	A	B	HEX	APPROX. WT. LBS.	LIST PRICE
36148	1/4"-28 Taper Thread	0.94	0.30	0.375	0.02	---

LONG 45° BALL CHECK #636 1630 2445

## 1/4-28 TAPER THREAD



SAE# A515002

PART #	SIZE	A	B	HEX	APPROX. WT. LBS.	LIST PRICE
36150	1/4"-28 Taper Thread	0.75	0.10	0.375	0.02	---
36150SS	303 SS	0.75	0.20	0.375	0.02	---

90° ANGLE BALL CHECK #911 1911 2490 3054 5410

**WARNING:** This product can expose you to chemicals, including lead, which are known to the State of California to cause cancer and birth defects or other reproductive harm. For more information, visit [www.P65Warnings.ca.gov](http://www.P65Warnings.ca.gov)






# STEEL GREASE FITTINGS

## BRASS FITTINGS

### DRIVE TYPE

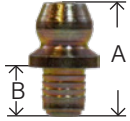


PART #	SIZE	A	B	APPROX. WT. LBS.	LIST PRICE
36160	5/16"	0.55	0.25	0.01	---

BALL CHECK Drive Type

#608 1608 5021

### DRIVE TYPE



PART #	SIZE	A	B	APPROX. WT. LBS.	LIST PRICE
36164	3/16"	0.52	0.25	0.01	---

BALL CHECK

#728 1728 2316 5033

### DRIVE TYPE

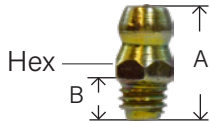


PART #	SIZE	A	B	APPROX. WT. LBS.	LIST PRICE
36166	1/4"	0.55	0.23	0.01	---
36166SS	303 SS	0.55	0.23	0.01	---

BALL CHECK

#743 1743 214 5029

### METRIC

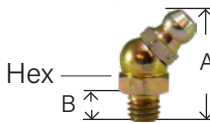


PART #	SIZE	A (MM)	B (MM)	HEX (MM)	APPROX. WT. LBS.	LIST PRICE
36168	6MM x 1	16	3.7	7	0.01	---

( Diameter x Pitch )

#711 6000 2106 2M6 5175

### METRIC

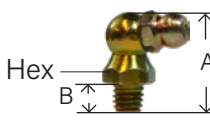


PART #	SIZE	A (MM)	B (MM)	HEX (MM)	APPROX. WT. LBS.	LIST PRICE
36170	6MM x 1	21	3.7	9	0.02	---

45° ANGLE

#712 6045 2107 5176

### METRIC

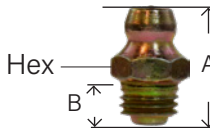


PART #	SIZE	A (MM)	B (MM)	HEX (MM)	APPROX. WT. LBS.	LIST PRICE
36172	6MM x 1	18	3.7	9	0.02	---

90° ANGLE

#713 6090 2108 ZM906 5177


### METRIC



PART #	SIZE	A (MM)	B (MM)	HEX (MM)	APPROX. WT. LBS.	LIST PRICE
36174	8MM x 1	16	3.7	9	0.02	---

#811 8000 2103 ZM58 5178

### METRIC




PART #	SIZE	A (MM)	B (MM)	HEX (MM)	APPROX. WT. LBS.	LIST PRICE
36176	8MM x 1	21	3.7	9	0.02	---

45° ANGLE

#812 8045 2104 ZM458 5179

### METRIC



PART #	SIZE	A (MM)	B (MM)	HEX (MM)	APPROX. WT. LBS.	LIST PRICE
36178	8MM x 1	18	3.7	9	0.02	---

90° ANGLE


#813 8090 2105 ZM908 5180

**WARNING:** This product can expose you to chemicals, including lead, which are known to the State of California to cause cancer and birth defects or other reproductive harm. For more information, visit [www.P65Warnings.ca.gov](http://www.P65Warnings.ca.gov)

BRASS

**STEEL GREASE FITTINGS**

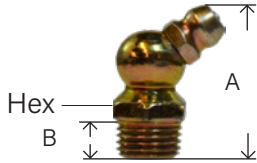
## BRASS FITTINGS

**METRIC**

PART #	SIZE	A (MM)	B (MM)	HEX (MM)	APPROX. WT. LBS.	LIST PRICE
36180	10MM x 1	16	3.7	11	0.02	---

• Diameter x pitch (extra fine)


#911 9000 2109 ZM510 5181

**METRIC**

PART #	SIZE	A (MM)	B (MM)	HEX (MM)	APPROX. WT. LBS.	LIST PRICE
36182	10MM x 1	21	3.7	11	0.02	---

45° ANGLE


#912 9045 2110 ZM4510 5182

**METRIC**

PART #	SIZE	A (MM)	B (MM)	HEX (MM)	APPROX. WT. LBS.	LIST PRICE
36184	10MM x 1	18	3.7	11	0.02	---


90° ANGLE

#913 9090 2111 ZM9010 5183




PART #	SIZE	A	B	HEX	APPROX. WT. LBS.	LIST PRICE
36186	5/16"-24	0.65	0.12	0.375	0.02	---

#711-B 1711 2500



PART #	SIZE	A	B	HEX	APPROX. WT. LBS.	LIST PRICE
36188	3/8"-24	0.65	0.14	0.437	0.01	---

#710-B 1710 2600

**BUTTON HEAD**

PART #	SIZE	A	B	HEX	APPROX. WT. LBS.	LIST PRICE
36200	1/8"-27 PTF	0.75	0.34	0.625	0.03	---
36205	1/4"-18 NPT	0.83	0.44	0.625	0.03	---

1184 1186


**WHIP HOSE - EXCEEDS SAE 100R1-AT - use with hand grease guns only****10,000 PSI Burst Pressure Rubber Ho**1/8" NPT Solid Base  
3/16" ID

3,000 PSI Working pressure

PART #	LENGTH	LIST PRICE
36210	12" RUBBER	---
36212	18" RUBBER	---
36214	24" RUBBER	---

**4 JAW GREASE GUN COUPLER**

Provides quick, positive, leakproof connection w/ grease fittings.



1/8" NPTF

PART #	A	HEX	APPROX. WT. LBS.	LIST PRICE
36220	1.50	0.56	0.05	---

**WARNING:** This product can expose you to chemicals, including lead, which are known to the State of California to cause cancer and birth defects or other reproductive harm. For more information, visit [www.P65Warnings.ca.gov](http://www.P65Warnings.ca.gov)

# STEEL GREASE FITTINGS

BRASS FITTINGS

## ADAPTERS FOR GREASE FITTINGS

### ADAPTERS



PART #	FEMALE	MALE	L	H	WEIGHT	LIST PRICE
36300	1/8"-27 NPTF	1/4"-28" SAE-LT	.75	1/2	0.02	---
36301	1/8"-27 NPTF	1/4"-28" SAE-LT	.87	1/2	0.02	---

\* carbon steel, zinc coated



PART #	FEMALE ENGLISH TO MALE ENGLISH		L	H	WEIGHT	LIST PRICE
36304	1/4"-28 UNF	M6 x 1.0	.43	9mm	0.01	---
36305	1/4"-28 UNF	M8 x 1.0	.45	3/8	0.01	---
36306	1/4"-28 UNF	M10 x 1.0	.32	7/16	0.01	---

### EXTENSIONS



PART #	FEMALE ENGLISH TO MALE ENGLISH		L	H	WEIGHT	LIST PRICE
36307	1/4"-28 UNF	1/4"-28 SAE-LT	1.34	-	0.01	---
36311	1/8"-27 NPTF	1/8"-27 NPTF	1.25	1/2	0.04	---

\*Brass plated

### 45° ANGLE ELBOWS



PART #	FEMALE	MALE	L	H	WEIGHT	LIST PRICE
36360	1/8"-27 NPTF	1/4"-28 SAE-LT	.81	1/2	0.02	---
36362	1/8"-27 NPTF	1/8"-27 PTF SAE Short	1.00	1/2	0.03	---

### 90° ANGLE ELBOWS



PART #	FEMALE	MALE	L	H	WEIGHT	LIST PRICE
36370	1/8"-27 NPTF	1/4"-28 SAE-LT	.81	1/2	0.03	---
36371	1/8"-27 NPTF	1/4"-28 SAE-LT	1.04	1/2	0.03	---
36372	1/8"-27 NPTF	1/4"-18 PTF SAE Short	1.19	9/16	0.06	---
36374	1/8"-27 NPTF	1/8"-27 PTF SAE Short	1.00	1/2	0.03	---
36375	1/8"-27 NPTF	1/8"-27 NPTF	1.13	1/2	0.03	---
36377	1/4"-18 NPTF	1/4"-18 NPTF	1.34	11/16	0.08	---
36376	1/8"-27 NPTF	1/8"-27 NPTF	1.50	5/8	0.07	---


**WARNING:** This product can expose you to chemicals, including lead, which are known to the State of California to cause cancer and birth defects or other reproductive harm. For more information, visit [www.P65Warnings.ca.gov](http://www.P65Warnings.ca.gov)

BRASS

# SPECIALTY VALVES

BRASS FITTINGS

## SPECIALTY VALVES AND COCKS




DRAIN COCKS



AIR VALVES



3, 4 AND 6 WAY



NEEDLE



MARINE &amp; ANTI-SIPHON



PANEL MOUNT BALL VALVES



TRUCK



MINI BALL



SOLID BOTTOM SHUT-OFF



CHECK



SPRING BOTTOM SHUT-OFF

See our valve section for much, much more!

**WARNING:** This product can expose you to chemicals, including lead, which are known to the State of California to cause cancer and birth defects or other reproductive harm. For more information, visit [www.P65Warnings.ca.gov](http://www.P65Warnings.ca.gov)

# DRAIN COCKS

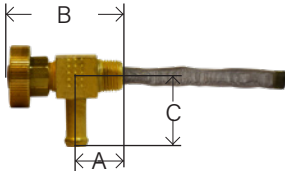
## BRASS FITTINGS

### DRAIN COCKS

- For use with low pressure air, water and fluids.
- Designed for a working pressure of 150 psi @ 250°.
- Hand-tightening provides a metal-to-metal seal.
- Not intended for natural gas, LPG, nuclear or aircraft applications.

Install on your tank for easy draining


### GASOLINE SHUT OFF w/ SCREEN FILTER



PART #	BARB X MALE PIPE	A	B	C	APPROX. WT. LBS.	LIST PRICE
46064	1/4" x 1/8"	0.55	1.34	0.66	0.06	---

827

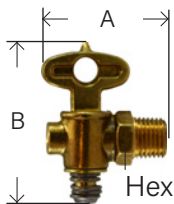
### DRAIN COCK 150 PSI - Trunk Air Tank



PART #	MALE PIPE	A	B	APPROX. WT. LBS.	LIST PRICE
46066	1/4"	1.73	1.41	0.22	---

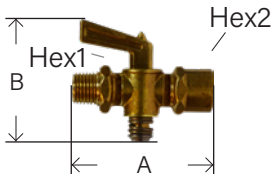
DCR601-4

### TRUCK DRAIN - 125 P.S.I.G



PART #	MALE PIPE	INDUS-TRY NUMBER	A	B	HEX	APPROX. WT. LBS.	LIST PRICE
46067	1/8"		1.53	1.95	0.62	0.14	---
46068	1/4"	W15310	1.53	1.95	0.62	0.18	---

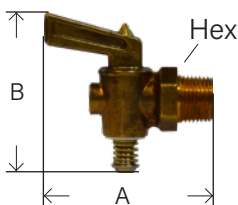
### SHUT OFF - 150 P.S.I max.



PART #	MALE PIPE X FEMALE PIPE	INDUS-TRY NUMBER	A	B	HEX 1	HEX 2	APPROX. WT. LBS.	LIST PRICE
46069	1/4"	W20332	1.96	1.96	0.75	0.62	0.20	---

#60HC 3380-A 0903610 367

### LEVER HANDLE



- 30 psi

\*Valve is closed when handle is in the position of the picture

PART #	MALE PIPE	INDUS-TRY NUMBER	A	B	HEX	APPROX. WT. LBS.	LIST PRICE
46070	1/8"	M-41-P	1.99	1.80	0.62	0.04	---
46071	1/4"	M-42-P	2.06	1.81	0.62	0.06	---
46072	3/8"	M-43-P	2.30	2.29	0.81	0.08	---
46073	1/2"	M-44-P	3.00	2.50	0.87	0.16	---

840 41D DC601


### AIR TANK DRAIN PULL VALVE



PART #	SIZE	DESCRIPTION	LIST PRICE
39595	1/4" male	5ft nylon coated pull cable	---
39596	1/4" male	4ft nylon coated pull cable	---
39597	1/4" male	3ft nylon coated pull cable	---
39600	1/4" male	Air valve only	---

**DRAIN COCKS**

## BRASS FITTINGS

**INTERNAL SEAT**


PART #	MALE PIPE	INDUSTRY NUMBER	A	HEX	APPROX. WT. LBS.	LIST PRICE
46079	1/8"	6783	1.45	0.55	0.02	---

DC602 808 400A 1800A

**INTERNAL SEAT - Wing Nut Handle**

PART #	MALE PIPE	INDUSTRY NUMBER	A	HEX	APPROX. WT. LBS.	LIST PRICE
46074	1/8"	130	0.92	0.40	0.04	---
46075	1/4"	140	0.94	0.56	0.06	---
46077	3/8"	230	1.27	0.68	0.08	---

HB-5/16 803 305A


**LONG INTERNAL SEAT**

46078

46076


PART #	SIZE	IND #	A	HEX	APPROX. WT. LBS.	LIST PRICE
46078	1/8 MIP	1.85				---
46076	3/8" Hose I.D.		1.65	0.43	0.02	---

809

**PIN HANDLE - Internal Seat**

PART #	MALE PIPE	INDUSTRY NUMBER	A	HEX	APPROX. WT. LBS.	LIST PRICE
46080	1/8"	M-200-P	1.22	0.50	0.04	---
46081	1/4"	M-201-P	1.31	0.56	0.06	---
46082	3/8"	M-202-P	1.53	0.68	0.12	---

DC603 802

**EXTERNAL SEAT w/ SPOUT**

PART #	MALE PIPE	INDUSTRY NUMBER	A	HEX	APPROX. WT. LBS.	LIST PRICE
46084*	1/4"	6788	1.56	0.56	0.02	---

\* Replaces GM # 511771 &amp; Chrysler #836015

200A 239 DC606 807

**BIBB VALVE**

PART #	MALE PIPE	INDUSTRY NUMBER	A	B*	C	APPROX. WT. LBS.	LIST PRICE
46088	1/8"	150	0.82	1.60	0.55	0.04	---
46089	1/4"	120	0.89	1.59	0.54	0.06	---
46089A	1/4"	6660	0.55	1.34	0.66	0.06	---

\* With valve closed

804 DC607 2019 201DH

**RADIATOR TYPE - External Seat**

PART #	MALE PIPE	INDUSTRY NUMBER	IND #	A	HEX	APPROX. WT. LBS.	LIST PRICE
46085	1/8"	M-320-P	135	0.90	0.43	0.02	---
46086	1/4"	M-321-P	145	1.00	0.56	0.04	---
46087	3/8"	M-322-P	270	1.25	0.68	0.08	---
46083	1/2"	108	108	1.48	0.87	0.12	---

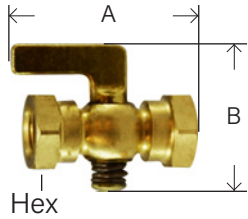
320D 240 DC604 801

**WARNING:** This product can expose you to chemicals, including lead, which are known to the State of California to cause cancer and birth defects or other reproductive harm. For more information, visit [www.P65Warnings.ca.gov](http://www.P65Warnings.ca.gov)

# AIR COCKS

## BRASS FITTINGS

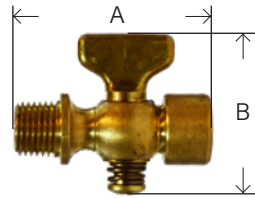
### FIP X FIP



PART #	FIP X FIP	IND. #	A	B	HEX	APPROX. WT. LBS.	LIST PRICE
46355	1/8"	58	1.97	1.70	0.56	0.15	31.18
46356	1/4"	59	2.10	1.71	0.75	0.18	28.94
46357	3/8"	60	2.10	1.69	0.81	0.20	48.70

• lever handle || • hex

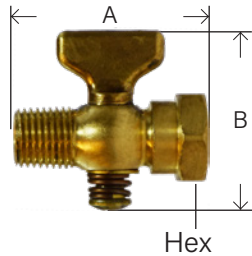
### MIP X FIP



PART #	MIP X FIP	IND. #	A	B	APPROX. WT. LBS.	LIST PRICE
46360	1/8"	40	1.70	1.55	0.14	25.60
46361	1/4"	41	1.94	1.55	0.16	28.53
46362	3/8"	42	2.06	1.50	0.20	38.70

• tee handle || • no hex


### MIP X FIP



PART #	MIP X FIP	IND. #	A	B	HEX	APPROX. WT. LBS.	LIST PRICE
46370	1/8"	49	1.81	1.55	0.56	0.14	37.69
46371	1/4"	50	2.06	1.55	0.75	0.20	31.20

• tee handle || • hex


### MIP X FIP



PART #	MIP X FIP	IND. #	A	B	APPROX. WT. LBS.	LIST PRICE
46365	1/8"	46	1.94	1.72	0.14	30.17
46366	1/4"	47	2.10	1.65	0.16	32.12

• lever handle || • no hex

### MIP X FIP



PART #	MIP X FIP	IND. #	A	B	HEX	APPROX. WT. LBS.	LIST PRICE
46375	1/8"	52	1.93	1.69	0.56	0.16	37.09
46376	1/4"	53	2.06	1.76	0.75	0.20	39.36
46377	3/8"	54	2.13	1.71	0.81	0.22	46.65
46378	1/2"	54A	2.65	1.96	1.00	0.28	55.12

• lever handle || • hex

**WARNING:** This product can expose you to chemicals, including lead, which are known to the State of California to cause cancer and birth defects or other reproductive harm. For more information, visit [www.P65Warnings.ca.gov](http://www.P65Warnings.ca.gov)


BRASS

**SHUT-OFF COCKS**

## BRASS FITTINGS

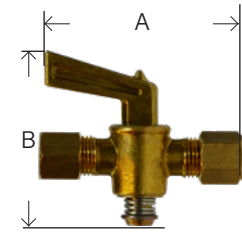
- Designed for working pressure of 30 PSI.
- Forged brass bodies and brass handles.

- Instantaneous off-on operation with 3600 rotation.
- Not good for gasoline.

**COMPRESSION X MALE PIPE**

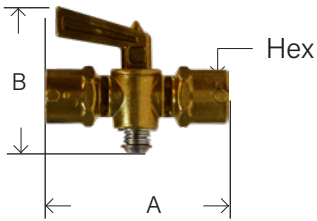
PART #	COMP X MALE PIPE	IND. #	A	B	HEX	APPROX. WT. LBS.	LIST PRICE
46130	1/4" x 1/8"	27-C	1.87	1.81	0.51	0.14	---
46131	1/4" x 1/4"	227-C	2.05	1.86	0.62	0.15	---

868 V304C 2068 133C VC206

**COMPRESSION X COMPRESSION**

PART #	COMP X COMP	IND. #	A	B	APPROX. WT. LBS.	LIST PRICE
46140	1/4"	28-C	1.82	1.84	0.12	---
46142	3/8"	58-C	1.87	1.80	0.14	---

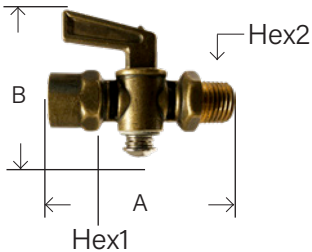
V3030F 2062 134C

**FEMALE X FEMALE PIPE**

PART #	FEMALE PIPE X FEMALE PIPE	A	B	HEX	APPROX. WT. LBS.	LIST PRICE
46151	1/8"	1.77	1.79	0.56	0.12	---
46152	1/4"	2.28	1.82	0.69	0.20	---
46153	3/8"	2.44	2.28	0.81	0.30	---

\* 150 PSI

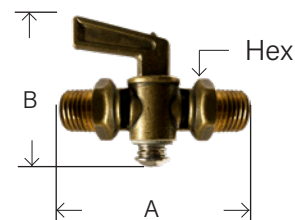
V403P 132C 875

**MALE PIPE X FEMALE**

PART #	MALE PIPE X FEMALE PIPE	IND. #	A	B	HEX 1	HEX 2	APPROX. WT. LBS.	LIST PRICE
46160	1/8"	48-P	2.03	1.84	0.50	0.56	0.14	---
46161	1/4"	49-P	2.26	1.79	0.69	0.69	0.18	---
46161T*	1/4"		2.26	1.98	0.69	0.69	0.20	---
46162	3/8"	50-P	2.33	2.28	0.82	0.82	0.28	---

\* 150 PSI

880 V402P 130C

**MALE PIPE X MALE PIPE**

PART #	MALE PIPE X MALE PIPE	IND. #	A	B	HEX	APPROX. WT. LBS.	LIST PRICE
46165	1/8"	76-P	2.15	1.80	0.69	0.12	---
46166	1/4"	77-P	2.22	1.84	0.70	0.17	---
46167	3/8"	78-P	2.43	2.24	0.82	0.22	---

\* 150 PSI

1V401P 890



# NEEDLE VALVES

## BRASS FITTINGS

### NEEDLE VALVES

These are NOT Lead Free See lead Free Section for Lead Free products


Made with either pin handle or pressed on handle.

Please specify if you have a preference.

- Used on instrumentation, hydraulic, and pneumatic systems.
- Designed for a maximum working pressure of 150 PSI.

- Provided with steel handles and metal-to-metal seats with fine-thread screwdown.
- Not designed for natural gas, LPG, nuclear or aircraft applications.
- Always install with pressure against the seat.

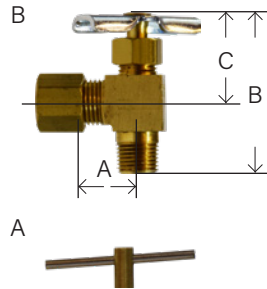
### COMP X MALE PIPE



PART #	COMP X MALE PIPE	IND. #	A	B	APPROX. WT. LBS.	LIST PRICE
46002	1/4" x 1/8"	M-101-C	1.29	1.12	0.07	---
46003	1/4" x 1/4"	M-101-C	1.27	1.14	0.10	---

NV106C 2205 820 3068

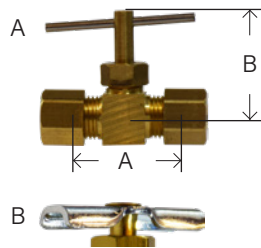
### COMP X MALE PIPE-ANGLE



PART #	COMP X MALE PIPE	HAN-DLE	IND. #	A	B	C	APPROX. WT. LBS.	LIST PRICE
46011	1/4" x 1/8"	A	M-103-C	0.56	1.48	0.93	0.08	---
46012	1/4" x 1/4"	B	M-104-C	0.62	1.67	0.90	0.13	---
46013	5/16" x 1/8"	B	M-104-C	0.63	1.63	0.95	0.10	---
46016	3/8" x 1/4"	A	M-303-C	0.65	1.71	0.92	0.16	---

NV104C 2203 821 3069

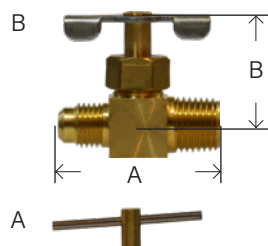
### COMP X COMP



PART #	COMP X COMP	HANDLE	IND. #	A	B	APPROX. WT. LBS.	LIST PRICE
46020	3/16"	B	M-105-C	1.06	0.88	0.08	---
46021	1/4"	A	M-106-C	1.17	1.12	0.10	---
46023	3/8"	B	M-113-C	1.31	1.15	0.13	---

NV105C 3062 2201 822

### FLARE X MALE PIPE




PART #	MALE FLARE X MALE PIPE	HAN-DLE	IND. #	A	B	APPROX. WT. LBS.	LIST PRICE
46028	1/4" x 1/8"	A	M-104-SAE	1.35	1.12	0.07	---
46029	1/4" x 1/4"	B	M-1040-SAE	1.38	0.88	0.09	---

NV103F 2405 823 3048

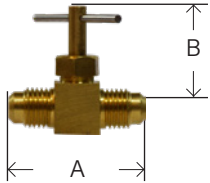
**NEEDLE VALVES**

## BRASS FITTINGS

**FLARE X MALE PIPE**


PART #	MALE FLARE X MALE PIPE	IND. #	A	B	C	APPROX. WT. LBS.	LIST PRICE
46036	1/4" x 1/8"	M-103-SAE	0.68	1.54	0.86	0.08	---
46040	3/8" x 1/4"	M-303-SAE	0.95	1.86	0.90	0.17	---

NV101F 2403 824 3049

**FLARE X FLARE**

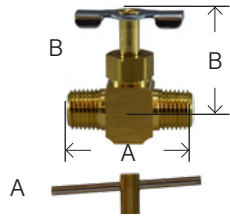
PART #	MALE FLARE X MALE FLARE	IND. #	A	B	APPROX. WT. LBS.	LIST PRICE
46045	1/4"	M-110-SAE	1.48	1.20	0.18	---
46046	3/8"	M-115-SAE	1.79	1.19	0.20	---

NV102F 3042 825 2401

**MULTI-PURPOSE AIR VENT**

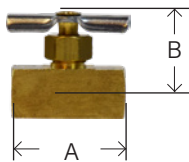
PART #	MALE PIPE	A	HEX	APPROX. WT. LBS.	LIST PRICE
46048	1/8"	0.78	0.43	0.02	---

705

**MALE PIPE TO MALE PIPE**

PART #	MALE PIPE X MALE PIPE	HANDLE	IND. #	A	B	APPROX. WT. LBS.	LIST PRICE
46050	1/8"	A	M-108-P	1.25	1.09	0.08	---
46051	1/4"	B	M-110-P	1.69	1.00	0.16	---

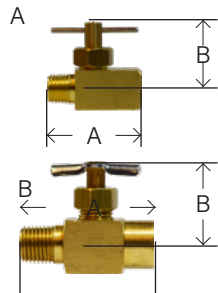
NV107P 2301 826 3122

**FEMALE PIPE X FEMALE PIPE**

PART #	FEMALE PIPE X FEMALE PIPE	IND. #	A	B	APPROX. WT. LBS.	LIST PRICE
46055*	1/8"	M-304-P	1.18	0.84	0.18	---
46056	1/4"	M-3044-P	1.60	1.24	0.21	---

\* Pressed on handle

6800 NV109P 2304 817 3103

**MALE X FEMALE PIPE**

PART #	MALE PIPE X FEMALE PIPE	HANDLE	IND. #	A	B	APPROX. WT. LBS.	LIST PRICE
46060	1/8"	A	M-305-P	1.18	1.09	0.10	---
46061	1/4"	A	M-3055-P	1.60	1.14	0.18	---

NBR seals -30°C to 120°C

NV108P 2305 818 3120

# SPECIALTY VALVES

## BRASS FITTINGS

### BRASS TRUCK VALVES

- Used in heavy duty truck, trailer and mobile markets.
- Used on water, oil and coolant lines.
- Forged brass construction with steel handle.
- Temperature range -40° - 250°
- Max pressure 250 psi
- Metal to metal seats for high heat/ fluid compatibility
- Fine thread screw down to afford flow control ability and a positive seal.
- Not intended for natural gas, LPG, Nuclear or aircraft applications

200 PSI



TV44

### BARB TO MALE PIPE

PART #	SIZE	LIST PRICE
46450	3/8 x 3/8	---
46451	5/8 x 3/8	---
46455	5/8 x 1/2	---
46457	3/4 x 3/8	---
46456	3/4 x 1/2	---

404V



TV45

### FEMALE TO MALE PIPE

PART #	SIZE	LIST PRICE
46465	3/8 x 3/8	---
46466	3/8 x 1/2	---
46467	1/2 x 1/2	---

405V



TV49

### FLARE TO MALE PIPE

PART #	SIZE	LIST PRICE
46475	1/2 x 1/2	---

409V



TV412

### MIP X FLARE

PART #	SIZE	LIST PRICE
46485	1/2 x 5/8	---

### SOLID BOTTOM VALVES

- Designed for instantaneous on-off operation.
- 3600 rotation standard.
  - 30 PSI
- Packed with grease.



8875

### O-RING SEALED MIP X FIP

PART #	SIZE	LIST PRICE
46401	1/4	---
46402	3/8	---

1035D M-70-SBV

### SOLID BOTTOM FUEL VALVES

- Approved for use on Motorcraft fuel lines.
- Pointer lever.
- 900 turn stop mechanism to assure positive location of the on and off positions.
- Corrosion proofed internal construction assures maximum salt atmosphere protection.
- Port hole is 1/4 (.250) diameter.
- UL listed for use in fuel oils no. 1 & no. 2, LP gas and utility gas.



### PIPE MALE X FEMALE

PART #	SIZE	LIST PRICE
46401M	1/4 x 1/4	---

8980



### PIPE MALE x MALE

PART #	SIZE	LIST PRICE
46406M	1/4 x 1/4	---

8990

- Good for Propane



### PIPE FEMALE X FEMALE

PART #	SIZE	LIST PRICE
46411M	1/4 x 1/4	---

8975



### MALE PIPE X FLARE

PART #	SIZE	LIST PRICE
46429M	1/4 x 3/8	---

8948

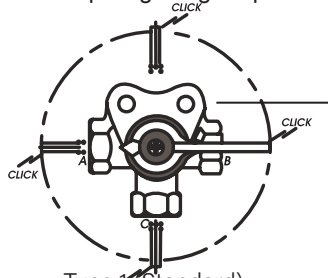
# SPECIALTY VALVES

## BRASS FITTINGS


### GROUND PLUG SHUT-OFF COCKS

NON-LUBRICATED PLUG VALVES are designed to operate in systems where INSTANTANEOUS PORT SELECTION is desired. Since LUBRICANTS ARE NOT USED, relubrication is not required. There is no lubricant to freeze and lock the valve or to contaminate fine fluids. The O-RING SEALED CAP and STEM eliminate leakage to atmosphere. The mating BRASS BODY and CELCON PLUG produce a fine seal that WILL NOT SEIZE OR GALL.

Designed for PANEL or BRACKET MOUNTING. They are generally recommended for operation in GASOLINE, OIL, AIR, WATER and DETERGENT systems from minus 400 to 1800F, at a maximum operating pressure of 30 p.s.i.g. The fluid port size is 9/32 (.281) diameter for 1/8 and 1/4 sizes, 5/16 (.312) diameter for the 3/8 size. (Consult factory for applications requiring a higher pressure).



Bracket Mount  
Bracket Mount

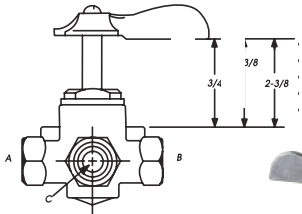


PANEL MOUNTING AVAILABLE

Type 1 (Standard)

A pronounced "click" may be felt at each position. Handle

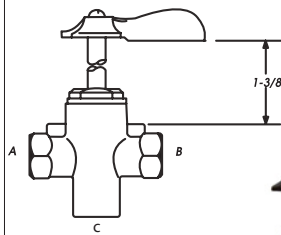
#### THREE-WAY VALVES (SIDE OUTLET)



- 1-3/8" Stem
- Side Outlet
- Bracket Mounting
- O-Ring Sealed
- 4-way celcon roter standard



#### THREE-WAY VALVES (BOTTOM OUTLET)



- 1-3/8" Stem
- Side Outlet
- Bracket Mounting
- O-Ring Sealed
- 4-way celcon roter standard



#### LESS CLICK

PART #	A-B-C FEMALE PIPE THREAD	LENGTH OF STEM	LIST
46247	1/4	1-3/8"	---
46248	3/8	1-3/8"	---

M-108-MID WITH CLICK 3600

PART #	A-B-C FEMALE PIPE THREAD	LENGTH OF STEM	LIST
46250	1/8	1-3/8"	---
46251	1/4	1-3/8"	---
46252	3/8	1-3/8"	---

V406P 6749

Openings:

- Handle Pointer over A.....Valve Open A-C
- Handle Pointer over C.....Valve Open B-C
- Handle Pointer over B.....Valve "OFF"
- Handle Pointer over Bracket.....Valve "OFF"

#### LESS CLICK

PART #	A-B-C FEMALE PIPE THREAD	LENGTH OF STEM	LIST
46241	1/4	1-3/8"	---

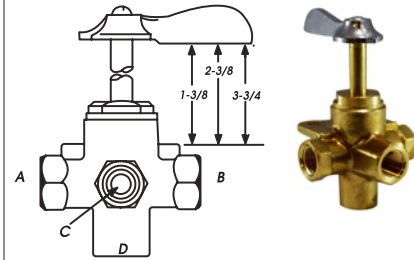
#### WITH CLICK 3600

PART #	A-B-C FEMALE PIPE THREAD	LENGTH OF STEM	LIST
46244	1/4	1-3/8"	---

Openings:

- Handle Pointer over A.....Valve Open A-C
- Handle Pointer over B.....Valve Open B-C
- Handle Pointer over Bracket.....Valve "OFF"

#### FOUR-WAY VALVES



- Side Outlet
- Bracket Mounting
- O-Ring Sealed
- 4-way celcon roter standard

#### M-114-MID WITH CLICK (3600)

PART #	A-B-C-D FEMALE PIPE THREAD	LENGTH OF STEM	LIST
46255	1/4	1-3/8"	---
46256	3/8	1-3/8"	---

Openings:

- Handle Pointer over A.....Valve Open A-D
- Handle Pointer over C.....Valve Open C-D
- Handle Pointer over B.....Valve Open B-D
- Handle Pointer over Bracket.....Valve "OFF"

**WARNING:** This product can expose you to chemicals, including lead, which are known to the State of California to cause cancer and birth defects or other reproductive harm. For more information, visit [www.P65Warnings.ca.gov](http://www.P65Warnings.ca.gov)

# MARINE FITTINGS

## BRASS FITTINGS

### MARINE FITTINGS

- Calibrated to support 30" column of gasoline.
- Flo direction <-

#### BRASS ANTI-SIPHON VALVES MALE X MALE



PART #	SIZE	LIST PRICE
46520	1/4 x 1/4	---
46521	3/8 x 3/8	---
46522	1/2 x 1/2	---

#### BRASS ANTI-SIPHON VALVES BARB X NPT



PART #	SIZE	LIST PRICE
46529	1/4 x 1/4	---
46530	5/16 x 1/4	---
46531	3/8 x 1/4	---
46532	3/8 x 3/8	---
46533	1/2 x 3/8	---


#### MINI BALL VALVE - BRASS W/ SS HANDLE AND NUT



PART #	BARB X MIP	LIST PRICE
46987	3/8 x 1/4	---
46988	3/8 x 3/8	---
46989	1/2 x 1/2	---

- NBR O-Ring
- Brass or Aluminum
- Working temp 180°F
- #316 Ball & Spring
- 3,000 PSI

#### MALE MIP X FEMALE FIP BRASS



PART #	SIZE	LIST PRICE
46523	1/4	---
46524	3/8	---

**WARNING:** This product can expose you to chemicals, including lead, which are known to the State of California to cause cancer and birth defects or other reproductive harm. For more information, visit [www.P65Warnings.ca.gov](http://www.P65Warnings.ca.gov)

BRASS

# MINIATURE BALL VALVES

## BRASS FITTINGS

### BRASS MINIATURE BALL VALVES

- Working Pressure up to 1000 P.S.I.G.
- ASTM B-16 Corrosion Resistant Brass Body.
- Non-Adjusting Viton O-Ring Stem Seal Design Never Needs Tightening.
- Highly Inert Teflon Seats.
- Long Life Nickel Plated Brass Ball.
- Blow-Out Proof Stem for Safety.
- Temperature: -40°F to 300°F
- 1/4 Turn Instantaneous On-Off Operation.
- Quarter Turn Handle Design.
- Water, Oil, and Air Pressure Systems.
- Ideal for tight, confined areas, or when routing aesthetics are desired. Applications include instrumentation, gas sampling systems, high pressure gauges, test stands, hydraulic and pneumatic service lines on capital equipment.
- Not good for steam.
- Good for propane, gas and diesel.



### MALE X FEMALE

PART #	SIZE	LIST PRICE
46900	1/8 x 1/8	---
46903	1/4 x 1/4	---



### MALE X MALE

PART #	SIZE	LIST PRICE
46910	1/8 x 1/8	---
46912	1/4 x 1/4	---



### MALE PIPE X HOSE BARB

PART #	SIZE	LIST PRICE
46980	1/4 x 1/4	---
46981	1/4 x 3/8	---

### FEMALE X FEMALE



PART #	SIZE	LIST PRICE
46920	1/8 x 1/8	---
46922	1/4 x 1/4	---



PART #	SIZE	LIST PRICE
46922A	1/4 x 1/4	---
46923	3/8 x 3/8	---



PART #	SIZE	LIST PRICE
46924	1/2 x 1/2	---

### U.L. TWO WAY VALVES

- Buna-N Seal, Teflon Seat Plated metal handle, plated brass ball.
- 250 PSI Working Pressure



### U.L. TWO WAY VALVES

PART #	SIZE	LIST PRICE
46440	1/4 x 1/4	---



### U.L. TWO WAY VALVES

PART #	SIZE	LIST PRICE
46443	1/4 x 1/4	---

### PANEL MOUNT BRASS BALL VALVES

- Working pressure: 1500 psi wog for 1/8" to 1/4", 1000 psi wog for 3/8" to 1/2"
- Vacuum rating: 29.92" Hg
- Working temp: -40°F to +300°F
- Panel mount hole is 9/16" Dia.
- Brass body cap, PTFE ball seats, Viton stem sealing, Brass chrome plated ball

### FEMALE X FEMALE



PART #	SIZE	LIST PRICE
46830	1/8 x 1/8	---
46832	1/4 x 1/4	---
46833	3/8 x 3/8	---

### FEMALE X FEMALE



PART #	SIZE	LIST PRICE
46878	1/4 x 1/4	---



PART #	SIZE	LIST PRICE
46951	1/8 FPT	---
46956	1/4 FPT	---


**WARNING:** This product can expose you to chemicals, including lead, which are known to the State of California to cause cancer and birth defects or other reproductive harm. For more information, visit [www.P65Warnings.ca.gov](http://www.P65Warnings.ca.gov)

# NICKEL PLATED PUSH-IN FITTINGS

BRASS FITTINGS


## CHROME PLATED BRASS MINI BALL VALVES

- Compact Design
- Max Working Pressure 250 psi



### PUSH-IN X PUSH-IN

PART #	SIZE	BOX/CASE	WGT.	LIST PRICE
28401	1/4	30/300	.10	---
28402	3/8	20/200	.21	---



### PUSH-IN X MALE PIPE

PART #	SIZE TUBE X MIP	BOX/ CASE	WGT.	LIST PRICE
28404	1/4 x 1/4	30/300	.10	---
28405	3/8 x 3/8	20/200	.17	---



### FIP X FIP

PART #	SIZE	BOX/CASE	WGT.	LIST PRICE
46650	1/8	30/300	.11	---
46651	1/4	30/300	.10	---
46652	3/8	20/200	.14	---



### MIP X FIP

PART #	SIZE	BOX/CASE	WGT.	LIST PRICE
46661	1/4	30/300	.10	---
46662	3/8	20/200	.14	---

- Optional colors of handle plate for identification

## PANEL MOUNT DESIGN



### FIP X FIP ANGLE

PART #	SIZE	BOX/CASE	WGT.	LIST PRICE
46670	1/8	20/200	.19	---



### 3-WAY FIP - CLOSED CENTER

PART #	SIZE	BOX/CASE	WGT.	LIST PRICE
46681	1/4	20/200	.21	---
46682	3/8	20/200	.21	---

**WARNING:** This product can expose you to chemicals, including lead, which are known to the State of California to cause cancer and birth defects or other reproductive harm. For more information, visit [www.P65Warnings.ca.gov](http://www.P65Warnings.ca.gov)

BRASS

**CHECK VALVES**

## BRASS FITTINGS

**BRASS CHECK VALVES**

- 500 PSI •1 PSI Cracking Pressure
- Buna-N Seal for water, air & inert gas
- Viton Seal for oil, gas & diesel fuel




- 180° temp rating

**FIP X FIP VITON**

PART #	SIZE	LIST PRICE
46560V	1/8"	---
46561V	1/4"	---
46562V	3/8"	---
46563V	1/2"	---
46564V	3/4"	---

**FEMALE X MALE BUNA-N**

PART #	SIZE	LIST PRICE
46565	1/8"	---
46566	1/4"	---
46567	3/8"	---
46568	1/2"	---

**MALE X MALE**

PART #	SIZE	LIST PRICE
46570	1/8"	---
46571	1/4"	---
46572	3/8"	---
46573	1/2"	---

**MALE X FEMALE**

PART #	SIZE	LIST PRICE
46575	1/8"	---
46576	1/4"	---
46577	3/8"	---
46578	1/2"	---

**HIGH PRESSURE CHECK VALVES**

MAX. 2500 PSI  
Cracking Pressure 1 PSI



operating temp. ball and  
CV = 0.4 spring

**MNPT X MNPT**

PART #	SIZE	OPENING DIA.	LIST PRICE
46500	1/4 x 1/4	0.187	---

MAX. 2500 PSI

- Flo direction ->

- Opening diameter .187
- 1800 max operating temp.
- Buna Seal



•SS ball and  
spring

**MNPT X FNPT**

PART #	SIZE	OPENING DIA.	LIST PRICE
46505	1/4 x 1/4	0.187	---

MAX. 1200 PSI

- O-Ring poppet seal Bubble tight operation
- 180°F max operating temp.

**FNPT X FNPT**

PART #	SIZE	OPENING DIA.	LIST PRICE
46510	1/4 x 1/4	0.25	---
46511	3/8 x 3/8	0.375	---
46512	1/2 x 1/2	0.437	---

**PNEUMATIC CHECK VALVES**

- Max Operating Pressure: 220 psi
- Working Pressure: 14.5-145 psi
- Cracking Pressure: 2.8 psi
- Maximum Temperatures: 140° F

<b>Body</b>	Chrome plated Brass
<b>Spring</b>	Steel
<b>O-Ring</b>	NBR Rubber



NPT- Inlet NPSM - Outlet

PART #	SIZE	DIMENSIONS (IN.)		LIST PRICE
		A	B	
46200	1/4	1.97	0.67	
46201	3/8	1.97	0.83	
46202	1/2	2.48	0.98	

**HIGH PRESSURE CHECK VALVES**


- Operates in any position, and is available in mixed or matched end combinations.

- Standard cracking pressure 1 p.s.i with a maximum operating pressure of 3000 p.s.i and a maximum operating temperature of 180°F using Buna-N seals.


- Buna-N seals standard, other seals available.

- Guided 316 stainless steel ball + spring.
- Fixed ringed seat prevents extrusion of seal.

- Opening diameter .28
- Approximate CV 1.2
- Water G.P.M. @ 10 p.s.i. is 4.0
- Good for air

**FEMALE X FEMALE**

PART #	SIZE	LIST PRICE
46513	1/4	---
46517	3/8	---


**FEMALE X MALE**

PART #	SIZE	LIST PRICE
46514	1/4	---

**WARNING:** This product can expose you to chemicals, including lead, which are known to the State of California to cause cancer and birth defects or other reproductive harm. For more information, visit [www.P65Warnings.ca.gov](http://www.P65Warnings.ca.gov)



# LEAD FREE



### What is the new lead-free requirement?

In 2011, the Reduction of Lead in Drinking Water Act was signed into law. The Act has reduced the lead content allowed in drinking water system and plumbing materials by changing the definition of "lead-free" in Section 1417 of the Safe Drinking Water Act.

*The term "lead-free" has been updated from not more than 8% lead content to mean "not more than a weighted average of 0.25% lead when used with respect to the wetted surfaces of pipes, pipe fittings, plumbing fittings and fixtures."*

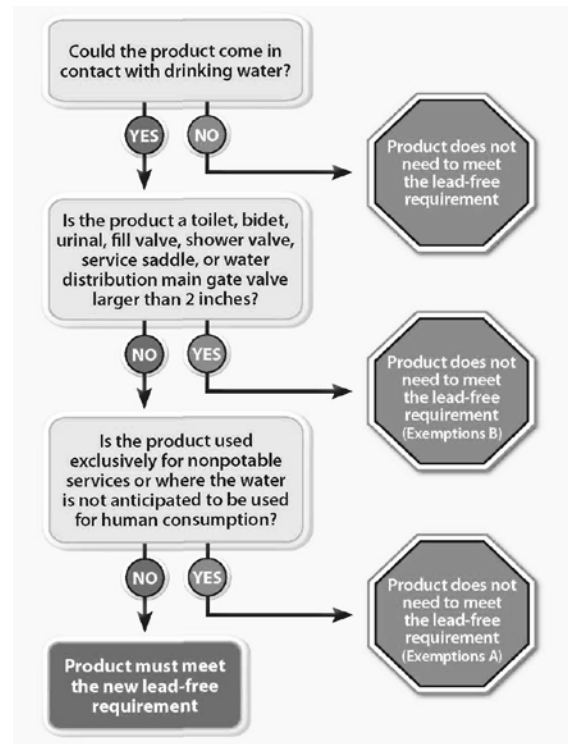
### How do I know which products must meet the new lead-free requirement?

The prohibitions on use and introduction into commerce apply to all pipe, pipe fittings, plumbing fittings, and fixtures (henceforth referred to as "products"), including stocked inventories that have not been installed. This includes coated or uncoated brass or bronze materials. By using the flow-chart below as a guide, you can determine if a product must meet the new lead-free requirement:

#### Lead-Free Requirement Exemptions

(A) The new requirement does not apply to pipes, pipe fittings, plumbing fittings, or fixtures, including backflow preventers, that are used exclusively for nonpotable service such as manufacturing, industrial processing, irrigation, outdoor watering or any other uses where the water is not anticipated to be used for human consumption.

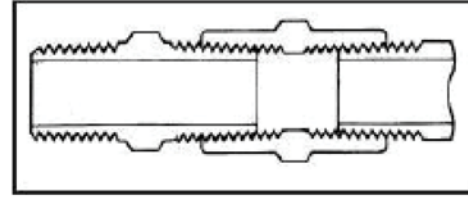
(B) The new requirement does not apply to toilets, bidets, urinals, fill valves, flushometer valves, tub fillers, shower valves, service saddles or water distribution main gate valves 2 inches in diameter or larger.



**LEAD FREE PIPE**  
LEAD FREE BRASS FITTINGS

**BRASS PIPE FITTINGS LEAD FREE**

- One piece construction, available in barstock or forgings
- Used with brass or steel pipe
- All pipe threads are "American Standard Taper Pipe Threads"
- Fair vibration resistance
- Used in low to medium pressure applications
- Teflon tape or pipe sealant is recommended
- Pipe threads should be tightened 2 1/2 turns past finger tight



NOMINAL PIPE SIZE	1/8	1/4	3/8	1/2	3/4	1
THREAD SIZE	1/8-27	1/4-18	3/8-18	1/2-14	3/4-14	1-11 1/2
APPROX. DIAMETER IN INCHES	3/8"	1/2"	5/8"	3/4"	1"	1-3/8"

**BRASS PIPE FITTINGS**

**ELBOW 90° BARSTOCK**



LF100

PART #	SIZE	LIST
706100-02	1/8"	---
706100-04	1/4"	---
706100-06	3/8"	---
706100-08	1/2"	---
706100-12	3/4"	---

**ELBOW 90° FORGED**



PART #	SIZE	LIST
706200-02	1/8"	---
706200-04	1/4"	---
706200-06	3/8"	---
706200-08	1/2"	---
706200-12	3/4"	---

**REDUCING ELBOW FORGED**



PART #	SIZE	LIST
706205-0604	3/8" x 1/4"	---

**ELBOW 45°**



LF10045

PART #	SIZE	LIST
706107-02	1/8"	---
706107-04	1/4"	---

**TEE BARSTOCK**



PART #	SIZE	LIST
706101-02	1/8"	---
706101-04	1/4"	---
706101-06	3/8"	---
706101-08	1/2"	---
706101-12	3/4"	---

**TEE FORGED**



PART #	SIZE	LIST
706201-02	1/8"	---
706201-04	1/4"	---
706201-06	3/8"	---
706201-08	1/2"	---
706201-12	3/4"	---

**REDUCING TEE FORGED**



PART #	SIZE	LIST
706206-060604	3/8"x3/8"x1/4"	---

**CROSS BARSTOCK**



PART #	SIZE	LIST
706102-02	1/8"	---
706102-04	1/4"	---
706102-06	3/8"	---
706102-08	1/2"	---
706102-12	3/4"	---

**COUPLING**



PART #	SIZE	LIST
706103-02	1/8"	---
706103-04	1/4"	---
706103-06	3/8"	---
706103-08	1/2"	---
706103-12	3/4"	---

**LEAD FREE PIPE**

LEAD FREE BRASS FITTINGS

**UNION**



LF104

PART #	SIZE	LIST
706104-02	1/8"	---
706104-04	1/4"	---
706104-06	3/8"	---
706104-08	1/2"	---
706104-12	3/4"	---

**CAP**



LF108

PART #	SIZE	LIST
706108-02	1/8"	---
706108-04	1/4"	---
706108-06	3/8"	---
706108-08	1/2"	---
706108-12	3/4"	---

**PLUG CORED SQUARE HEAD**



LF

PART #	SIZE	LIST
706109-02	1/8"	---
706109-04	1/4"	---
706109-06	3/8"	---
706109-08	1/2"	---
706109-12	3/4"	---

**PLUG SOLID SQUARE HEAD**



LF109SD

PART #	SIZE	LIST
706114-02	1/8"	---
706114-04	1/4"	---
706114-06	3/8"	---
706114-08	1/2"	---
706114-12	3/4"	---

**COUNTERSUNK PLUG HEX**



LF109AL

PART #	SIZE	LIST
706115-02	1/8"	---
706115-04	1/4"	---
706115-06	3/8"	---
706115-08	1/2"	---
706115-12	3/4"	---

**FACE BUSHING**



LF110F

PART #	SIZE	LIST
706140-0402	1/4" x 1/8"	---
706140-0604	3/8" x 1/4"	---
706140-0806	1/2" x 3/8"	---
706140-1208	3/4" x 1/2"	---

**PLUG CORED HEX HEAD**



LF121

PART #	SIZE	LIST
706121-02	1/8"	---
706121-04	1/4"	---
706121-06	3/8"	---
706121-08	1/2"	---
706121-12	3/4"	---

**PLUG SOLID HEX HEAD**



PART #	SIZE	LIST
706125-02	1/8"	---
706125-04	1/4"	---
706125-06	3/8"	---
706125-08	1/2"	---

**HEX BUSHING**



LF110

PART #	SIZE	LIST
706110-0402	1/4" x 1/8"	---
706110-0602	3/8" x 1/8"	---
706110-0604	3/8" x 1/4"	---
706110-0802	1/2" x 1/8"	---
706110-0804	1/2" x 1/4"	---
706110-0806	1/2" x 3/8"	---
706110-1202	3/4" x 1/8"	---
706110-1204	3/4" x 1/4"	---
706110-1206	3/4" x 3/8"	---
706110-1208	3/4" x 1/2"	---
706110-1604	1" x 1/4"	---
706110-1606	1" x 3/8"	---
706110-1608	1" x 1/2"	---
706110-1612	1" x 3/4"	---

**LEAD FREE PIPE**  
LEAD FREE BRASS FITTINGS

**CLOSE NIPPLE**



LF112

PART #	SIZE	LIST
706112-02	1/8"	---
706112-04	1/4"	---
706112-06	3/8"	---
706112-08	1/2"	---
706112-12	3/4"	---

**LONG NIPPLE**



LF113

PART #	SIZE	LIST
706113-0224	1/8" x 1-1/2"	---
706113-0232	1/8" x 2"	---
706113-0240	1/8" x 2-1/2"	---
706113-0248	1/8" x 3"	---
706113-0424	1/4" x 1-1/2"	---
706113-0432	1/4" x 2"	---
706113-0440	1/4" x 2-1/2"	---
706113-0448	1/4" x 3"	---
706113-0624	3/8" x 1-1/2"	---
706113-0632	3/8" x 2"	---

**HEX NIPPLE**



LF23325X  
LF122

PART #	SIZE	LIST
706122-02	1/8"	---
706122-04	1/4"	---
706122-06	3/8"	---
706122-08	1/2"	---
706122-12	3/4"	---
706122-16	1"	---

**REDUCING HEX NIPPLE**



LF123

PART #	SIZE	LIST
706123-0402	1/4" x 1/8"	---
706123-0602	3/8" x 1/8"	---
706123-0604	3/8" x 1/4"	---
706123-0804	1/2" x 1/4"	---
706123-0806	1/2" x 3/8"	---
706123-1208	3/4" x 1/2"	---

**LEAD FREE PIPE**  
LEAD FREE BRASS FITTINGS

**REDUCING COUPLING**



PART #	SIZE	LIST
706119-0402	1/4" x 1/8"	---
706119-0602	3/8" x 1/8"	---
706119-0604	3/8" x 1/4"	---
706119-0802	1/2" x 1/8"	---
706119-0804	1/2" x 1/4"	---
706119-0806	1/2" x 3/8"	---
706119-1208	3/4" x 1/2"	---

**ADAPTER**



PART #	SIZE	LIST
706120-0202	1/8" x 1/8"	---
706120-0402	1/4" x 1/8"	---
706120-0404	1/4" x 1/4"	---
706120-0602	3/8" x 1/8"	---
706120-0604	3/8" x 1/4"	---
706120-0606	3/8" x 3/8"	---
706120-0804	1/2" x 1/4"	---
706120-0806	1/2" x 3/8"	---
706120-0808	1/2" x 1/2"	---
706120-1208	3/4" x 1/2"	---
706120-1212	3/4" x 3/4"	---

**SHORT BARSTOCK STREET ELBOW 90°**



PART #	SIZE	LIST
706116-02	1/8"	---
706116-04	1/4"	---
706116-06	3/8"	---
706116-08	1/2"	---
706116-12	3/4"	---

**BARSTOCK ST ELBOW**



PART #	SIZE	LIST
706118-02	1/8"	---
706118-04	1/4"	---
706118-06	3/8"	---

**LEAD FREE PIPE**

LEAD FREE BRASS FITTINGS

**FORGED\* STREET ELBOW 90°**



PART #	SIZE	LIST
706216-02	1/8"	---
706216-04	1/4"	---
706216-06	3/8"	---
706216-08	1/2"	---
706216-12	3/4"	---

**FORGED\* REDUCING STREET ELBOW**



PART #	SIZE	LIST
706228-0402	1/4" x 1/8"	---
706228-0406	1/4" x 3/8"	---
706228-0608	3/8" x 1/2"	---
706228-0806	1/2" x 3/8"	---

\* Forged and Barstock shapes may be substituted for one another in Lead Free.

**STREET ELBOW 45°**



LF124

PART #	SIZE	LIST
706124-02	1/8"	---
706124-04	1/4"	---
706124-06	3/8"	---
706124-08	1/2"	---
706124-12	3/4"	---

**STREET TEE BARSTOCK**



LF127

PART #	SIZE	LIST
706127-02	1/8"	---
706127-04	1/4"	---
706127-06	3/8"	---
706127-08	1/2"	---
706127-12	3/4"	---

**STREET TEE FORGED**



PART #	SIZE	LIST
706227-02	1/8"	---
706227-04	1/4"	---
706227-06	3/8"	---

**ELBOW BARSTOCK**



PART #	SIZE	LIST
706130-02	1/8"	---
706130-04	1/4"	---
706230-06	3/8"	---



**LEAD FREE PIPE/LEAD FREE PUSH-ON**

LEAD FREE BRASS FITTINGS

**ELBOW FORGED**



PART #	SIZE	LIST
706230-02	1/8"	---
706230-04	1/4"	---
706230-06	3/8"	---
706230-08	1/2"	---

**REDUCING ELBOW**



PART #	SIZE	LIST
706235-0402	1/4" x 1/8"	---
706235-0602	3/8" x 1/8"	---
706235-0604	3/8" x 1/4"	---
706235-0806	1/2" x 3/8"	---

**TEE BARSTOCK**



LF131

PART #	SIZE	LIST
706131-02	1/8"	---
706131-04	1/4"	---
706131-06	3/8"	---
706131-08	1/2"	---

**TEE FORGED**



PART #	SIZE	LIST
706232-02	1/8"	---
706232-04	1/4"	---
706232-06	3/8"	---

**PUSH-ON**

**MALE ADAPTER**



PART #	HOSE I.D. X MALE NPTF	LIST
707201-0402	1/4" x 1/8"	---
707201-0404	1/4" x 1/4"	---
707201-0604	3/8" x 1/4"	---
707201-0606	3/8" x 3/8"	---
707201-0608	1/2" x 3/8"	---
707201-0808	1/2" x 1/2"	---

**LEAD FREE PIPE HOSE BARBS**

LEAD FREE BRASS FITTINGS

LEAD FREE

**RIGID MALE ADAPTER**



LF29

PART #	HOSE I.D. X MALE NPTF	LIST
707001-0202	1/8" x 1/8"	---
707001-0204	1/8" x 1/4"	---
707001-0302	3/16" x 1/8"	---
707001-0304	3/16" x 1/4"	---
707001-0402	1/4" x 1/8"	---
707001-0404	1/4" x 1/4"	---
707001-0406	1/4" x 3/8"	---
707001-0408	1/4" x 1/2"	---
707001-0502	5/16" x 1/8"	---
707001-0504	5/16" x 1/4"	---
707001-0506	5/16" x 3/8"	---
707001-0602	3/8" x 1/8"	---
707001-0604	3/8" x 1/4"	---
707001-0606	3/8" x 3/8"	---
707001-0608	3/8" x 1/2"	---
707001-0804	1/2" x 1/4"	---
707001-0806	1/2" x 3/8"	---
707001-0808	1/2" x 1/2"	---
707001-0812	1/2" x 3/4"	---
707001-1006	5/8" x 3/8"	---
707001-1008	5/8" x 1/2"	---
707001-1012	5/8" x 3/4"	---
707001-1208	3/4" x 1/2"	---
707001-1212	3/4" x 3/4"	---
707001-1612	1" x 3/4"	---
707001-1616	1" x 1"	---

**RIGID FEMALE ADAPTER**



LF29F

PART #	HOSE I.D. X FEMALE NPTF	LIST
707002-0202	1/8" x 1/8"	---
707002-0204	1/8" x 1/4"	---
707002-0302	3/16" x 1/8"	---
707002-0304	3/16" x 1/4"	---
707002-0402	1/4" x 1/8"	---
707002-0404	1/4" x 1/4"	---
707002-0406	1/4" x 3/8"	---
707002-0502	5/16" x 1/8"	---
707002-0504	5/16" x 1/4"	---
707002-0506	5/16" x 3/8"	---
707002-0604	3/8" x 1/4"	---
707002-0606	3/8" x 3/8"	---
707002-0608	3/8" x 1/2"	---
707002-0804	1/2" x 1/4"	---
707002-0806	1/2" x 3/8"	---
707002-0808	1/2" x 1/2"	---
707002-1212	3/4" x 3/4"	---

**LEAD FREE HOSE BARBS**

LEAD FREE BRASS FITTINGS

**FORGED HOSE BARB 90° ELBOW**



LF29EBS

PART #	HOSE I.D. X MALE NPTF	LIST
707020-0402	1/4" x 1/8"	---
707020-0404	1/4" x 1/4"	---
707020-0602	3/8" x 1/8"	---
707020-0604	3/8" x 1/4"	---
707020-0606	3/8" x 3/8"	---
707020-0608	3/8" x 1/2"	---
707020-0804	1/2" x 1/4"	---
707020-0806	1/2" x 3/8"	---
707020-0808	1/2" x 1/2"	---

**HOSE BARB TEES**



PART #	HOSE BARB SIZE	LIST
707024-04	1/4"	---
707024-05	5/16"	---
707024-06	3/8"	---

**MENDER/ SPLICER**



PART #	HOSE I.D. X HOSE I.D.	LIST
707014-03	3/16"	---
707014-04	1/4"	---
707014-05	5/16"	---
707014-06	3/8"	---
707014-08	1/2"	---
707014-10	5/8"	---
707014-12	3/4"	---

**LEAD FREE MINI BALL VALVES BARB X BARB**



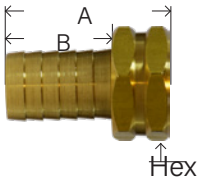
PART #	H.B. X H.B.	LIST
944142LF	1/4"	---
944134LF	3/8"	---

**LEAD FREE GARDEN HOSE**

LEAD FREE BRASS FITTINGS

**BARSTOCK BRASS GARDEN HOSE COUPLINGS**

**FEMALE SWIVEL ONLY**

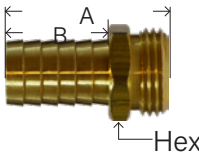


LF29FGH

PART #	HOSE BARB X FGH	LIST
707046-0812	1/2" x 3/4"	---
707046-1012	5/8" x 3/4"	---
707046-1212	3/4" x 3/4"	---

• WASHER INCLUDED

**MALE END ONLY**



LF29MGH

PART #	HOSE BARB X MGH	LIST
707048-0812	1/2" x 3/4"	---
707048-1012	5/8" x 3/4"	---
707048-1212	3/4" x 3/4"	---

**GARDEN HOSE COUPLING**



• WASHER INCLUDED

PART #	HOSE BARB SIZE	LIST
707042-08	1/2"	---
707042-10	5/8"	---
707042-12	3/4"	---

**SWIVEL - FGH X FGH**



LFS3

PART #	FGH X FGH	LIST
707403-12	3/4" x 3/4"	---
707402-12	no swivel	---

• WASHER INCLUDED

**SWIVEL - FGH X FEMALE PIPE**



LFS1  
LFS2

PART #	FGH X FGH	LIST
707401-1208	3/4" x 1/2"	---
707401-1212	3/4" x 3/4"	---

• WASHER INCLUDED

**RIGID - FGH X FEMALE PIPE**



• WASHER INCLUDED

PART #	FGH X FGH	LIST
707411-1202	3/4" x 1/8"	---
707482-1208	3/4" x 1/2"	---
707482-1212	3/4" x 3/4"	---

**LEAD FREE GARDEN HOSE**

LEAD FREE BRASS FITTINGS

**SWIVEL - FGH X MALE PIPE**

• WASHER INCLUDED



PART #	FGH X MALE NPTF	LIST
707420-1204	3/4" x 1/4"	---
707420-1206	3/4" x 3/8"	---
707420-1208	3/4" x 1/2"	---

**RIGID - FGH X MALE PIPE**

• WASHER INCLUDED



PART #	FGH X FEMALE NPTF	LIST
707484-1208	3/4" x 1/2" (1/2" SWT)	---
707484-121208	3/4" x 3/4" (1/2" FIP)	---

**RIGID - MGH X MGH**



LF85GHT

PART #	MGH X MGH	LIST
707486-121208	3/4" x 3/4" (1/2" FIP)	---
707486-1212	3/4" x 3/4"	---

**RIGID - MGH X FEMALE PIPE**



LF110GH-124

PART #	MGH X FEMALE NPTF	LIST
707480-1204	3/4" x 1/4"	---
707480-1206	3/4" x 3/8"	---
707480-1208	3/4" x 1/2"	---
707480-1212	3/4" x 3/4"	---


**RIGID - MGH X MALE PIPE**



LF68GH1216

PART #	MGH X MALE NPTF	LIST
707478-1206	3/4" x 3/8"	---
707478-1208	3/4" x 1/2"	---
707478-120808	3/4" x 1/2" (1/2" SWT)	---
707478-121208	3/4" x 3/4" x 1/2"	---

**CAST BRASS HOSE - "Y" CONNECTOR**



LFHY12

PART #	FGH X MGH(2)	LIST
707461-12	3/4"	---

**LEAD FREE GARDEN HOSE**

LEAD FREE BRASS FITTINGS

**GARDEN HOSE CAP**



PART #	SIZE	LIST
707404-12	3/4" Die Cast	---

LFHC-12W

**GARDEN HOSE NUT**



A  
707407-12



Hex  
707406-12

PART #	SIZE	LIST
707407-12	Knurled	---
707406-12	Hex Nut	---

**EVAPORATING COOLER ADAPTERS**



LFECF12H

\* Pipe Threads  
\*\* Garden Hose  
Threads

PART #	SIZE	LIST
30019LF*	3/4" x 3/4" x 1/8"	
30020LF**	3/4" x 3/4" x 1/8"	
30013LF*	1/2" x 1/2" x 1/8"	

**SAE 45° brass flare fittings**

- Two pieces construction – nut and body
- Use with copper, brass, aluminum, or steel tubing
- -40° to +250° F. temperature range
- Resists mechanical pullout
- Easy to disassemble and can be reassembled many times, with no effect on the seal
- Primary uses: fuel equipment, plumbing, gases, refrigeration, and vacuum lines
- Meet functional requirements for SAE, ASME and ASA codes for pressure piping



**TO ASSEMBLE:**

- 1 Cut smooth, square end on tubing
- 2 Slide nut onto tube - threads facing end
- 3 Flare end of tube
- 4 Thread nut to body until snug, then

TUBE O.D.	1/8	3/16	1/4	5/16	3/8	7/16	1/2	5/8	3/4	7/8	1
THREAD SIZE	5/16-24	3/8-24	7/16-20	1/2-20	5/8-18	11/16-16	3/4-16	7/8-14	11/16-14	1-1/4-12	1 3/8-12

**SHORT ROD NUT**



LF41S  
LF41XS

PART #	THREAD SIZE UNF	LIST
704014-02	1/8"	---
704014-03	3/16"	---
704014-04	1/4"	---
704014-05	5/16"	---
704014-06	3/8"	---
704014-08	1/2"	---
704014-10	5/8"	---
704014-12	3/4"	---

**SHORT FORGED NUT**



PART #	THREAD SIZE UNF	LIST
704018-04	1/4"	---
704018-06	3/8"	---
704020-0604	3/8" x 1/4"	---
704018-08	1/2"	---
704020-0806	1/2" x 3/8"	---
704018-10	5/8"	---
704020-1008	5/8" x 1/2"	---
704018-12	3/4"	---

**LEAD FREE FLARE**  
LEAD FREE BRASS FITTINGS

**UNION**



LF242

PART #	THREAD SIZE UNF	LIST
704042-02	1/8"	---
704042-03	3/16"	---
704042-04	1/4"	---
704042-05	5/16"	---
704042-06	3/8"	---
704056-0604	3/8" x 1/4"	---
704042-08	1/2"	---
704056-0804	1/2" x 1/4"	---
704056-0806	1/2" x 3/8"	---
704042-10	5/8"	---
704056-1006	5/8" x 3/8"	---
704056-1008	5/8" x 1/2"	---
704042-12	3/4"	---

**CAP**



LF40

PART #	THREAD SIZE UNF	LIST
704040-04	1/4"	---
704040-05	5/16"	---
704040-06	3/8"	---
704040-08	1/2"	---
704040-10	5/8"	---

**UNION TEE**



PART #	SIZE (1 X 2 X 3)	LIST
704044-02	1/8"	---
704044-03	3/16"	---
704044-04	1/4"	---
704044-05	5/16"	---
704044-06	3/8"	---
704044-08	1/2"	---
704044-10	5/8"	---

**REDUCING UNION TEE**



PART #	SIZE (1 X 2 X 3)	LIST
704059-060604	3/8" x 3/8" x 1/4"	---
704059-060608	3/8" x 3/8" x 1/2"	---
704059-080806	1/2" x 1/2" x 3/8"	---
704059-080810	1/2" x 1/2" x 5/8"	---
704059-101008	5/8" x 5/8" x 1/2"	---

**PLUG**



LF39

PART #	THREAD SIZE UNF	LIST
704039-04	1/4"	---
704039-06	3/8"	---
704039-08	1/2"	---
704039-10	5/8"	---



**FEMALE ADAPTER**



LF46

PART #	MALE FLARE X FEMALE NPTF	LIST
704046-0302	3/16" x 1/8"	---
704046-0402	1/4" x 1/8"	---
704046-0404	1/4" x 1/4"	---
704046-0406	1/4" x 3/8"	---
704046-0408	1/4" x 1/2"	---
704046-0502	5/16" x 1/8"	---
704046-0504	5/16" x 1/4"	---
704046-0602	3/8" x 1/8"	---
704046-0604	3/8" x 1/4"	---
704046-0606	3/8" x 3/8"	---
704046-0608	3/8" x 1/2"	---
704046-0612	3/8" x 3/4"	---
704046-0804	1/2" x 1/4"	---
704046-0806	1/2" x 3/8"	---
704046-0808	1/2" x 1/2"	---
704046-0812	1/2" x 3/4"	---
704046-1006	5/8" x 3/8"	---
704046-1008	5/8" x 1/2"	---
704046-1012	5/8" x 3/4"	---
704046-1212	3/4" x 3/4"	---

**MALE BRANCH TEE**



PART #	SIZE	LIST
704045-0402	1/4" x 1/8"	---
704045-0404	1/4" x 1/4"	---
704045-0406	1/4" x 3/8"	---
704045-0604	3/8" x 1/4"	---
704045-0606	3/8" x 3/8"	---
704045-0608	3/8" x 1/2"	---
704045-0806	1/2" x 3/8"	---
704045-0808	1/2" x 1/2"	---
704045-1008	5/8" x 1/2"	---

**FORGED SWIVEL**



LF700

PART #	FEMALE FLARE UNF	LIST
704070-04	1/4"	---
704070-05	5/16"	---
704070-06	3/8"	---
704070-08	1/2"	---
704070-10	5/8"	---
704075-0604	3/8" x 1/4"	---
704075-0806	1/2" x 3/8"	---

**LEAD FREE FLARE**  
LEAD FREE BRASS FITTINGS

**MALE ADAPTER**



LF48  
LF248

PART #	MALE FLARE X MALE NPTF	LIST
704048-0202	1/8" x 1/8"	---
704048-0302	3/16" x 1/8"	---
704048-0402	1/4" x 1/8"	---
704048-0404	1/4" x 1/4"	---
704048-0406	1/4" x 3/8"	---
704048-0408	1/4" x 1/2"	---
704048-0502	5/16" x 1/8"	---
704048-0504	5/16" x 1/4"	---
704048-0506	5/16" x 3/8"	---
704048-0602	3/8" x 1/8"	---
704048-0604	3/8" x 1/4"	---
704048-0606	3/8" x 3/8"	---
704048-0608	3/8" x 1/2"	---
704048-0612	3/8" x 3/4"	---
704048-0804	1/2" x 1/4"	---
704048-0806	1/2" x 3/8"	---
704048-0808	1/2" x 1/2"	---
704048-0812	1/2" x 3/4"	---
704048-1006	5/8" x 3/8"	---
704048-1008	5/8" x 1/2"	---
704048-1012	5/8" x 3/4"	---
704048-1208	3/4" x 1/2"	---
704048-1212	3/4" x 3/4"	---
704048-1412	7/8" x 3/4"	---

**UNION ELBOW**



BS  
LF255B

PART #	FLARE X FLARE	LIST
704055-04	1/4"	---
704055-06	3/8"	---
704055-08	1/2"	---
704057-0806	1/2" x 3/8"	---
704055-10	5/8"	---

**FLARE X FIP TEE**



PART #	FLARE X FLARE X FE PIPE	LIST
704058-080808	1/2" x 1/2" x 1/2"	---

**LEAD FREE FLARE**  
LEAD FREE BRASS FITTINGS

**90° MALE ELBOW**



LF249B  
BS

PART #	FLARE X MALE PIPE	LIST
704049-0302	3/16" x 1/8"	---
704049-0402	1/4" x 1/8"	---
704049-0404	1/4" x 1/4"	---
704049-0406	1/4" x 3/8"	---
704049-0408	1/4" x 1/2"	---
704049-0502	5/16" x 1/8"	---
704049-0504	5/16" x 1/4"	---
704049-0602	3/8" x 1/8"	---
704049-0604	3/8" x 1/4"	---
704049-0606	3/8" x 3/8"	---
704049-0608	3/8" x 1/2"	---
704049-0612	3/8" x 3/4"	---
704049-0804	1/2" x 1/4"	---
704049-0806	1/2" x 3/8"	---
704049-0808	1/2" x 1/2"	---
704049-0812	1/2" x 3/4"	---
704049-1006	5/8" x 3/8"	---
704049-1008	5/8" x 1/2"	---
704049-1012	5/8" x 3/4"	---
704049-1208	3/4" x 1/2"	---
704049-1212	3/4" x 3/4"	---

**FEMALE ELBOW**



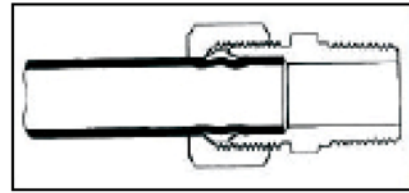
PART #	FLARE X FEMALE PIPE	LIST
704050-0402	1/4" x 1/8"	---
704050-0404	1/4" x 1/4"	---
704050-0604	3/8" x 1/4"	---
704050-0606	3/8" x 3/8"	---
704050-0608	3/8" x 1/2"	---
704050-0612	3/8" x 3/4"	---
704050-0806	1/2" x 3/8"	---
704050-0808	1/2" x 1/2"	---
704050-0812	1/2" x 3/4"	---
704050-1008	5/8" x 1/2"	---
704050-1012	5/8" x 3/4"	---
704050-1212	3/4" x 3/4"	---

**LEAD FREE COMPRESSION**

LEAD FREE BRASS FITTINGS

**BRASS COMPRESSION FITTINGS - LEAD FREE**

- Three piece construction- nut, sleeve (or ferrule) and body
- Use with copper, aluminum, or plastic tubing (plastic requires 60P sleeve and 61P insert)
- -40° to +250° F. temperature range
- Easy to disassemble, no flaring tool required
- Primary uses: water, gasoline, oil, and vacuum lines



**TO ASSEMBLE:**

- 1 Cut smooth, square end on tubing
- 2 Slide nut, then sleeve onto tube. Threads must face end
- 3 Insert tube into fitting
- 4 Thread nut onto fitting until snug, then as follows:

Tube O.D.	1/8	3/16	1/4	5/16	3/8	7/16	1/2	5/8	3/4	7/8
Thread Size	5/16-24	3/8-24	7/16-24	1/2-24	9/16-24	5/8-24	11/16-20	13/16-18	1-18	1-1/8-18

**BRASS COMPRESSION FITTINGS**

**BRASS SLEEVE**



LF260  
• FERRULES

PART #	SIZE	LIST
700060-02	1/8"	---
700060-03	3/16"	---
700060-04	1/4"	---
700060-05	5/16"	---
700060-06	3/8"	---
700060-07	7/16"	---
700060-08	1/2"	---
700060-10	5/8"	---
700060-12	3/4"	---
700060-14	7/8"	---

60 260

**DELTRIN SLEEVE**



PART #	SIZE	LIST
00560-04	1/4"	---
00560-05	5/16"	---
00560-06	3/8"	---
00560-08	1/2"	---
00560-10	5/8"	---

60-P

**BRASS NUT**



LF261

PART #	SIZE	LIST
700061-02	1/8"	---
700061-03	3/16"	---
700061-04	1/4"	---
700061-05	5/16"	---
700061-06	3/8"	---
700061-07	7/16"	---
700061-08	1/2"	---
700061-10	5/8"	---
700061-12	3/4"	---
700061-14	7/8"	---

**BRASS INSERT**



• SLEEVE

PART #	SIZE	LIST
700561-02	1/8"	---
700561-03	3/16"	---
700561-04	1/4"	---
700561-05	5/16"	---
700561-06	3/8"	---
700561-08	1/2"	---
700561-10	5/8"	---

**BRASS NUT W/ CAPTIVE SLEEVE**



LF611X6

PART #	SIZE	LIST
700261-02	1/8"	---
700261-03	3/16"	---
700261-04	1/4"	---
700261-05	5/16"	---
700261-06	3/8"	---
700261-08	1/2"	---
700261-10	5/8"	---
700261-12	3/4"	---
700261-14	7/8"	---

**CAP**




PART #	SIZE	LIST
700081-04	1/4"	---
700081-05	5/16"	---
700081-06	3/8"	---
700081-08	1/2"	---
700081-10	5/8"	---

**LEAD FREE COMPRESSION**

LEAD FREE BRASS FITTINGS

**UNION**



LF262

PART #	SIZE	LIST
700062-02	1/8"	---
700062-03	3/16"	---
700062-04	1/4"	---
700062-05	5/16"	---
700062-06	3/8"	---
700062-07	7/16"	---
700062-08	1/2"	---
700062-10	5/8"	---
700062-12	3/4"	---
700062-14	7/8"	---

M-62

**REDUCING UNION**



LF62R

PART #	SIZE	LIST
700082-0402	1/4" x 1/8"	---
700082-0403	1/4" x 3/16"	---
700082-0504	5/16" x 1/4"	---
700082-0604	3/8" x 1/4"	---
700082-0605	3/8" x 5/16"	---
700082-0806	1/2" x 3/8"	---
700082-1006	5/8" x 3/8"	---
700082-1008	5/8" x 1/2"	---

62-R

**TANK UNION**



LF62T

• DRILLED THROUGH

PART #	SIZE	LIST
700092-06	3/8"	---
700092-08	1/2"	---
700092-10	5/8"	---
700092-14	7/8"	---

**TEE**



LF264B

PART #	SIZE	LIST
700064-02	1/8"	---
700064-03	3/16"	---
700064-04	1/4"	---
700064-05	5/16"	---
700064-06	3/8"	---
700064-08	1/2"	---
700064-10	5/8"	---
700064-14	7/8"	---

**LEAD FREE COMPRESSION**

LEAD FREE BRASS FITTINGS

**REDUCING TEE**



LF264B

PART #	SIZE (1 X 2 X 3)	LIST
700084-040402	1/4" x 1/4" x 1/8"	---
700084-040406	1/4" x 1/4" x 3/8"	---
700084-060604	3/8" x 3/8" x 1/4"	
700084-080804	1/2" x 1/2" x 1/4"	
700084-080806	1/2" x 1/2" x 3/8"	
700084-101006	5/8" x 5/8" x 3/8"	

64-R

**ELBOW**



LF265

PART #	SIZE	LIST
700065-02	1/8"	---
700065-03	3/16"	---
700065-04	1/4"	---
700065-05	5/16"	---
700065-06	3/8"	---
700065-08	1/2"	---
700065-10	5/8"	---
700065-12	3/4"	---
700065-14	7/8"	---
700085-0604	3/8" x 1/4"	---
700085-0806	1/2" x 3/8"	---
700085-1006	5/8" x 3/8"	---
700085-1008	5/8" x 1/2"	

65 BSE2 165C 265C

**LEAD FREE COMPRESSION**

LEAD FREE BRASS FITTINGS

**FEMALE COUPLING**



LF66  
LF266

PART #	COMP. X FEMALE NPT	LIST
700066-0202	1/8" x 1/8"	---
700066-0302	3/16" x 1/8"	---
700066-0304	3/16" x 1/4"	---
700066-0402	1/4" x 1/8"	---
700066-0404	1/4" x 1/4"	---
700066-0406	1/4" x 3/8"	---
700066-0408	1/4" x 1/2"	---
700066-0502	5/16" x 1/8"	---
700066-0504	5/16" x 1/4"	---
700066-0506	5/16" x 3/8"	---
700066-0602	3/8" x 1/8"	---
700066-0604	3/8" x 1/4"	---
700066-0606	3/8" x 3/8"	---
700066-0608	3/8" x 1/2"	---
700066-0612	3/8" x 3/4"	---
700066-0804	1/2" x 1/4"	---
700066-0806	1/2" x 3/8"	---
700066-0808	1/2" x 1/2"	---
700066-0812	1/2" x 3/4"	---
700066-1006	5/8" x 3/8"	---
700066-1008	5/8" x 1/2"	---
700066-1012	5/8" x 3/4"	---
700066-1208	3/4" x 1/2"	---
700066-1212	3/4" x 3/4"	---
700066-1408	7/8" x 1/2"	---
700066-1412	7/8" x 3/4"	---

66

**COMP X SWEAT ADAPTER**



PART #	SIZE	LIST
700086-0610	3/8" x 1/2" nom.swt.	---



**LEAD FREE COMPRESSION**

LEAD FREE BRASS FITTINGS

**MALE ADAPTER COMP X MIP**



LF68

PART #	SIZE	LIST
700068-0202	1/8" x 1/8"	---
700068-0302	3/16" x 1/8"	---
700068-0304	3/16" x 1/4"	---
700068-0402	1/4" x 1/8"	---
700068-0404	1/4" x 1/4"	---
700068-0406	1/4" x 3/8"	---
700068-0408	1/4" x 1/2"	---
700068-0502	5/16" x 1/8"	---
700068-0504	5/16" x 1/4"	---
700068-0506	5/16" x 3/8"	---
700068-0508	5/16" x 1/2"	---
700068-0602	3/8" x 1/8"	---
700068-0604	3/8" x 1/4"	---
700068-0606	3/8" x 3/8"	---
700068-0608	3/8" x 1/2"	---
700068-0612	3/8" x 3/4"	---
700068-0704	7/16" x 1/4"	---
700068-0706	7/16" x 3/8"	---
700068-0804	1/2" x 1/4"	---
700068-0806	1/2" x 3/8"	---
700068-0808	1/2" x 1/2"	---
700068-0812	1/2" x 3/4"	---
700068-1006	5/8" x 3/8"	---
700068-1008	5/8" x 1/2"	---
700068-1012	5/8" x 3/4"	---
700068-1208	3/4" x 1/2"	---
700068-1212	3/4" x 3/4"	---
700068-1408	7/8" x 1/2"	---
700068-1412	7/8" x 3/4"	---
700068-1416	7/8" x 1"	---

**LEAD FREE COMPRESSION**

LEAD FREE BRASS FITTINGS

LEAD FREE

**ELBOW COMP X MIP**



LF269B  
LF69F

PART #	SIZE	LIST
700069-0202	1/8" x 1/8"	---
700069-0302	3/16" x 1/8"	---
700069-0304	3/16" x 1/4"	---
700069-0402	1/4" x 1/8"	---
700069-0404	1/4" x 1/4"	---
700069-0406	1/4" X 3/8"	---
700069-0408	1/4" x 1/2"	---
700069-0502	5/16" x 1/8"	---
700069-0504	5/16" x 1/4"	---
700069-0506	5/16" x 3/8"	---
700069-0602	3/8" x 1/8"	---
700069-0604	3/8" x 1/4"	---
700069-0606	3/8" x 3/8"	---
700069-0608	3/8" x 1/2"	---
700069-0612	3/8" x 3/4"	---
700069-0704	7/16" x 1/4"	---
700069-0804	1/2" x 1/4"	---
700069-0806	1/2" x 3/8"	---
700069-0808	1/2" x 1/2"	---
700069-0812	1/2" x 3/4"	---
700069-1006	5/8" x 3/8"	---
700069-1008	5/8" x 1/2"	---
700069-1012	5/8" x 3/4"	---
700069-1208	3/4" x 1/2"	---
700069-1212	3/4" x 3/4"	---
700069-1412	7/8" x 3/4"	----

**TANK CONNECTOR COMP X MIP**



LF68T  
• DRILLED  
THROUGH

PART #	SIZE	LIST
700088-0302	3/16" x 1/8"	---
700088-0402	1/4" x 1/8"	---
700088-0404	1/4" x 1/4"	---
700088-0604	3/8" x 1/4"	---
700088-0606	3/8" x 3/8"	---
700088-0608	3/8" x 1/2"	---
700088-0806	1/2" x 3/8"	---
700088-0808	1/2" x 1/2"	---
700088-1008	5/8" x 1/2"	----

69 269C BSE1 169C

**LEAD FREE COMPRESSION**

LEAD FREE BRASS FITTINGS

**FEMALE ELBOW COMP X FIP**



PART #	SIZE	LIST
700070-0202	1/8" x 1/8"	---
700070-0302	3/16" x 1/8"	---
700070-0402	1/4" x 1/8"	---
700070-0404	1/4" x 1/4"	---
700070-0406	1/4" x 3/8"	---
700070-0408	1/4" x 1/2"	---
700070-0502	5/16" x 1/8"	---
700070-0504	5/16" x 1/4"	---
700070-0602	3/8" x 1/8"	---
700070-0604	3/8" x 1/4"	---
700070-0606	3/8" x 3/8"	---
700070-0608	3/8" x 1/2"	---
700070-0612	3/8" x 3/4"	---
700070-0806	1/2" x 3/8"	---
700070-0808	1/2" x 1/2"	---
700070-1006	5/8" x 3/8"	---
700070-1008	5/8" x 1/2"	---
700070-1012	5/8" x 3/4"	---

**45° ELBOW COMP X MIP**



PART #	SIZE	LIST
700095-0402	1/4" x 1/8"	---
700095-0404	1/4" x 1/4"	---
700095-0604	3/8" x 1/4"	---
700095-0606	3/8" x 3/8"	---
700095-0806	1/2" x 3/8"	---
700095-0808	1/2" x 1/2"	---
700095-1008	5/8" x 1/2"	---

**MALE RUN TEE COMPRESSION X MIP**



LF272

PART #	SIZE	LIST
700071-0302	3/16" x 1/8"	---
700071-0402	1/4" x 1/8"	---
700071-0404	1/4" x 1/4"	---
700071-0502	5/16" x 1/8"	---
700071-0504	5/16" x 1/4"	---
700071-0604	3/8" x 1/4"	---
700071-0606	3/8" x 3/8"	---
700071-0806	1/2" x 3/8"	---

# LEAD FREE COMPRESSION

## LEAD FREE BRASS FITTINGS

### MALE BRANCH TEE COMP X MIP



PART #	SIZE	LIST
700072-0202	1/8" x 1/8"	---
700072-0302	3/16" x 1/8"	---
700072-0402	1/4" x 1/8"	---
700072-0404	1/4" x 1/4"	---
700072-0502	5/16" x 1/8"	---
700072-0504	5/16" x 1/4"	---
700072-0602	3/8" x 1/8"	---
700072-0604	3/8" x 1/4"	---
700072-0606	3/8" x 3/8"	---
700072-0806	1/2" x 3/8"	---
700072-0808	1/2" x 1/2"	---
700072-1008	5/8" x 1/2"	---
700072-1212	3/4" x 3/4"	----

### TEE COMP X FIP X MIP



PART #	SIZE	LIST
700075-040202	1/4" x 1/8 x 1/8"	---

### TEE FIP X MIP X COMP



PART #	SIZE	LIST
700076-0404	1/4" x 1/4" x 1/4"	---

### FEMALE BRANCH TEE COMP X FIP



PART #	SIZE	LIST
700078-0602	3/8" x 1/8"	---
700078-0604	3/8" x 1/4"	---
700078-0606	3/8" x 3/8"	---
700078-1002	5/8" x 1/8"	---

### FEMALE ADAPTER COMPRESSION X FEMALE FLARE



PART #	SIZE	LIST
700093-0404	1/4" x 1/4"	---

### MALE ADAPTER COMPRESSION X MALE FLARE



PART #	SIZE	LIST
700094-0404	1/4" x 1/4"	---
	1/4" x 3/8"	

**LEAD FREE COMPRESSION**

LEAD FREE BRASS FITTINGS

**FEMALE ADAPTER (GASKET) FEMALE COMPRESSION X COMPRESSION**



PART #	SIZE	LIST
730097-0604	3/8" x 1/4"	---
700097-0806	1/2" x 3/8"	---

**FEMALE ADAPTER (GASKET) FEMALE FLARE X COMPRESSION**



PART #	SIZE	LIST
734822-0606	9/16-24 x 3/8	---

**FEMALE ADAPTER (GASKET) FE GARDEN HOSE X COMPRESSION**



PART #	SIZE	LIST
737422-1204	3/4" x 1/4"	---
737422-1206	3/4" x 3/8"	----

LF124GH  
LF125GH

**SWIVEL ELBOW COMP X FE GARDEN HOSE SWIVEL**



PART #	SIZE	LIST
737469-0612	3/8" x 3/4"	---

LF69GHS-162  
• NO NUT & SLEEVE

**LEAD FREE ADD-A-TEE COMP X COMP X SWIVEL FE COMPRESSION**



PART #	M & F COMP X MALE COMP	LIST
700073-060604	3/8 x 1/4	---
700073-060606	3/8 x 3/8	---




• For adding a water line  
• Ice makers, Coffee makers and instant hot water systems

• NSF Ap-  
proved

# LEAD FREE NEEDLE VALVES


LEAD FREE BRASS FITTINGS

## COMP X COMP



PART #	COMP X COMP	LIST
709106-04	1/4"	---
709106-05	5/16"	---
709106-06	3/8"	---

## COMP X MALE PIPE



PART #	COMP X MALE PIPE	LIST
709101-0402	1/4" x 1/8"	---
709101-0404	1/4" x 1/4"	---
709101-0604	3/8" x 1/4"	---

## COMP X MALE PIPE-ANGLE



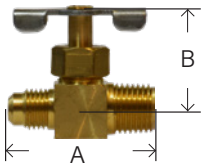
PART #	COMP X MALE PIPE	LIST
709103-0402	1/4" x 1/8"	---
709103-0404	1/4" x 1/4"	---
709103-0502	5/16" x 1/8"	---
709103-0602	3/8" x 1/8"	---
709103-0604	3/8" x 1/4"	---

## FLARE X FLARE



PART #	FLARE X FLARE	LIST
709110-04	1/4"	---
709110-06	3/8"	---

## FLARE X MALE PIPE



PART #	MALE FLARE X MALE PIPE	LIST
709104-0404	1/4" x 1/4"	---

## FEMALE PIPE X FEMALE PIPE



PART #	FEMALE X FEMALE	LIST
709134-02	1/8" x 1/8"	---
709134-04	1/4" x 1/4"	---

## MALE X FEMALE PIPE

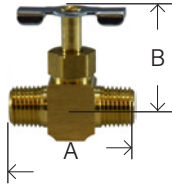


PART #	FEMALE X MALE	LIST
709135-02	1/8" x 1/8"	---
709135-04	1/4" x 1/4"	---

# LEAD FREE NEEDLE VALVES

## LEAD FREE BRASS FITTINGS

### MALE PIPE TO MALE PIPE



PART #	MALE PIPE X MALE PIPE	LIST
709108-04	1/4"	---

### VALVE WITH TEE



PART #	SIZE	LIST
709178-0406	1/4" x 3/8"	---
709178-0410	1/4" x 5/8"	---
709178-0606	3/8" x 3/8"	---

### VALVE WITH SADDLE FITS UP TO 3/4" PIPE



PART #	SIZE	LIST
709195-04	1/4"	---
709195-05	5/16"	----
709195-06	3/8"	---

### BRASS SADDLE



PART #	SIZE	LIST
709190	1/8"	---

### SELF PIERCING SADDLE VALVES



PART #	DESCRIPTION	LIST
709199-04	Solid Pin	---
46090HLF	Hollow Pin	---

- 1/4 Tube O.D.

SELF PIERCING NEEDLE  
VALVE KIT #M-104-VSP  
• INDIVIDUALLY BAGGED  
WITH NEEDLE VALVE

- SADDLE CLAMP
- 2 NUTS
- 2 BOLTS & WASHERS

Has brass sleeve for copper tube installation & delrin sleeve & brass insert for plastic tube installation.

**ICE MAKER KITS**  
LEAD FREE BRASS FITTINGS

**ICE MAKER KITS**

**ICE MAKER WATER SUPPLY KIT WITH POLY TUBING**



PART #	DESCRIPTION	LIST
760001	Kit	---

- Lead free fittings
- Bag with Header Card
- 25' 1/4" O.D. Polyethylene
- Self Piercing Saddle Valve
- 1/4" O.D. Compression x 1/8" MIP Elbow & Adapter
- 1/4" O.D. Compression Union
- 1/4" Inserts & Sleeves

**ICE-MAKER WATER SUPPLY KIT**



PART #	DESCRIPTION	LIST
760008	Kit	---

- Economy
- 25' Polyethylene Tubing
- Self Piercing Saddle Valve
- 1/4" Compression Union
- 1/4" Inserts & Sleeves

**ICE-MAKER WATER SUPPLY KIT WITH COPPER TUBING**



PART #	DESCRIPTION	LIST
760002	Kit	---

- Self Tapping Saddle Valve
- 25' Copper Tubing
- 1/4 Compression Union
- 1/4 x 1/8 Compression x MIP Connector
- 1/4 x 1/8 Compression x MIP Elbow

**ICE-MAKER WATER SUPPLY KIT WITH COPPER TUBING**



PART #	DESCRIPTION	LIST
760004	Kit	---

- Self Tapping Saddle Valve
- 10' Copper Tubing
- 1/4 Compression Union
- 1/4 x 1/8 Compression x MIP Connector
- 1/4 x 1/8 Compression x MIP Elbow

**ICE-MAKER WATER SUPPLY KIT WITH COPPER TUBING**



PART #	DESCRIPTION	LIST
760005	Kit	---


- Self Tapping Saddle Valve
- 15' Copper Tubing
- 1/4 Compression Union
- 1/4 x 1/8 Compression x MIP Connector
- 1/4 x 1/8 Compression x MIP Elbow




# PLUMBING ACCESSORIES!



SUPPLY CONNECTORS



SUPPLY STOPS




RUBBER COUPLINGS



VACUUM BREAKER



DIELECTRIC UNIONS



**WARNING:** This product can expose you to chemicals, including lead, which are known to the State of California to cause cancer and birth defects or other reproductive harm. For more information, visit [www.P65Warnings.ca.gov](http://www.P65Warnings.ca.gov)

PLUMBING ACCESSORIES

# PLASTIC PEX ADAPTERS

## PLUMBING ACCESSORIES

### PEX COUPLING



PART #	SIZE	LIST PRICE
35231	1/2" Pex	
35232	3/4" Pex	
35233	1" Pex	
35235	1/2" Pex x 3/8" Pex	
35236	3/4" Pex x 1/2" Pex	
35237	1" Pex x 3/4" Pex	
35238	1" Pex x 1/2" Pex	

### STD PEX TEE



PART #	SIZE	LIST PRICE
35240	3/8" Pex	
35241	1/2" Pex	
35243	3/4" Pex	
35244	1" Pex	
35246	1/2" Pex x 3/4" Pex	
35247	3/4" Pex x 1/2" Pex x 1/2" Pex	
35248	3/4" Pex x 1/2" Pex x 3/4" Pex	
35249	3/4" Pex x 3/4" Pex x 1/2" Pex	
35250	3/4" Pex x 3/4" Pex x 1" Pex	
35251	1" Pex x 3/4" Pex x 3/4" Pex	
35252	1" Pex x 1" Pex x 1/2" Pex	
35253	1" Pex x 1" Pex x 3/4" Pex	
35254	1" Pex x 3/4" Pex x 1" Pex	

### PEX ELBOW



PART #	SIZE	LIST PRICE
35257	3/8" Pex	
35258	1/2" Pex	
35260	3/4" Pex	
35261	1" Pex	
35259	3/4" Pex x 1/2" Pex	

### STD PEX X FEMALE NPT ADAPTER



PART #	SIZE	LIST PRICE
35263	1/2" Pex x 1/2" Female NPT	
36264	3/4" Pex x 3/4" Female NPT	
36265	1" Pex x 1" Female NPT	

### STD PEX X FEMALE NPSM ADAPTER



PART #	SIZE	LIST PRICE
35268	3/8" Pex x 1/2" Female NPSM	
36269	1/2" Pex x 1/2" Female NPSM	
35270	1/2" Pex x 3/4" Female NPSM	
35271	3/4" Pex x 3/4" Female NPSM	
35272	3/4" Pex x 3/4" Female NPSM	

**WARNING:** This product can expose you to chemicals, including lead, which are known to the State of California to cause cancer and birth defects or other reproductive harm. For more information, visit [www.P65Warnings.ca.gov](http://www.P65Warnings.ca.gov)



# PLASTIC PEX ADAPTERS

## PLUMBING ACCESSORIES

### STD PEX X MALE NPT ADAPTER



PART #	SIZE	LIST PRICE
35276	1/2" Pex x 1/2" Male NPT	
35278	1/2" Pex x 3/4" Male NPT	
35279	3/4" Pex x 1/2" Male NPT	
35280	3/4" Pex x 3/4" Male NPT	
35281	1" Pex x 1" Male NPT	

### PEX MALE ELBOW



PART #	SIZE	LIST PRICE
35284	1/2" Pex x 3/8" Male	
35285	1/2" Pex x 1/2" Male	
35286	3/4" Pex x 1/2" Male	
35287	3/4" Pex x 3/4" Male	

### PEX FEMALE NPSM ELBOW



PART #	SIZE	LIST PRICE
35273	1/2" Pex x 1/2" Female NPSM Elbow	

### PEX TEE



PART #	SIZE	LIST PRICE
35242	1/2" Pex x 1/2" Pex x 1/2" Male	

### PEX PLUG



PART #	SIZE	LIST PRICE
35290	1/2" Pex	
35291	3/4" Pex	
35292	1" Pex	

### HEX NIPPLE



PART #	SIZE	LIST PRICE
35277	1/2" Male Pipe x 1/2" Male Pipe	

### PEX CLAMP



PART #	SIZE	LIST PRICE
35210	1/2"	
35211	3/4"	
35212	1"	

# LEAD FREE BRASS PEX FITTINGS & ADAPTERS

## PLUMBING ACCESSORIES

### MALE ADAPTER

*Pex x Male Pipe*



PART #	SIZE	LIST PRICE
35076	1/2" x 1/2"	
35078	1/2" x 3/4"	
35079	3/4" x 1/2"	
38080	3/4" x 3/4"	
35082	3/4" x 1"	
35083	1" x 3/4"	
35081	1" x 1"	

### FEMALE ADAPTER

*Pex X Female Pipe*



PART #	SIZE	LIST PRICE
35062	1/2" x 3/4"	
35063	1/2" x 1/2"	
35064	3/4" x 3/4"	
35065	1" x 1"	

### MALE SWEAT ADAPTER

*Pex X Male Sweat*



PART #	SIZE	LIST PRICE
35076S	1/2" x 1/2"	
35080S	3/4" x 3/4"	
35081S	1" x 1"	

### FEMALE SWEAT ADAPTER

*Pex X Female Sweat*



PART #	SIZE	LIST PRICE
35063S	1/2" x 1/2"	
35064S	3/4" x 3/4"	
35065S	1" x 1"	

**WARNING:** This product can expose you to chemicals, including lead, which are known to the State of California to cause cancer and birth defects or other reproductive harm. For more information, visit [www.P65Warnings.ca.gov](http://www.P65Warnings.ca.gov)

# LEAD FREE BRASS PEX ADAPTERS

## PLUMBING ACCESSORIES

### COUPLING

Pex X Pex



PART #	SIZE	LIST PRICE
35030	3/8"	
35035	1/2" x 3/8"	
35031	1/2"	
35036	3/4" x 1/2"	
35032	3/4"	
35037	1" x 3/4"	
35033	1"	

### UNION ELBOW

Pex X Pex



PART #	SIZE	LIST PRICE
35057	3/8"	
35058	1/2"	
35059	3/4" x 1/2"	
35060	3/4"	
35061	1"	

### UNION TEE

Pex X Pex X Pex



PART #	SIZE	LIST PRICE
35040	3/8"	
35041	1/2"	
35043	3/4"	
35044	1"	

### REDUCING UNION TEE

Pex X Pex X Pex



PART #	SIZE	LIST PRICE
35046	1/2" x 1/2" x 3/4"	
35047	3/4" x 1/2" x 1/2"	
35048	3/4" x 1/2" x 3/4"	
35049	3/4" x 3/4" x 1/2"	
35050	3/4" x 3/4" x 1"	
35051	1" x 3/4" x 3/4"	
35052	1" x 1" x 1/2"	
35053	1" x 1" x 3/4"	
35054	1" x 3/4" x 1"	


**WARNING:** This product can expose you to chemicals, including lead, which are known to the State of California to cause cancer and birth defects or other reproductive harm. For more information, visit [www.P65Warnings.ca.gov](http://www.P65Warnings.ca.gov)

PLUMBING ACCESSORIES

# LEAD FREE BRASS PEX ADAPTERS

## PLUMBING ACCESSORIES

### MALE ELBOW

*Pex X Male Pipe*



PART #	SIZE	LIST PRICE
35085	1/2" x 1/2"	
35086	3/4" x 1"	

### POLYBUTYLENE ADAPTER

*Pex X Polyb W/ Copper And Poly Rings*



PART #	SIZE	LIST PRICE
35031PB	1/2" x 1/2"	
35032PB	3/4" x 3/4"	

### DROP EAR ELBOW

*Pex X Female Pipe*



PART #	SIZE	LIST PRICE
35095	1/2" x 1/2"	
35096	3/4" x 3/4"	

### FEMALE SWEAT ELBOW

*Pex X Female Sweat*



PART #	SIZE	LIST PRICE
35073S	1/2" x 1/2"	
35074S	3/4" x 3/4"	

### PLUG

*Pex*



PART #	SIZE	LIST PRICE
35090	1/2"	
35091	3/4"	
35092	1"	

**WARNING:** This product can expose you to chemicals, including lead, which are known to the State of California to cause cancer and birth defects or other reproductive harm. For more information, visit [www.P65Warnings.ca.gov](http://www.P65Warnings.ca.gov)



# SUPPLY STOPS/ SS SUPPLY CONNECTORS

## PLUMBING ACCESSORIES

### SUPPLY STOPS - 1/4 TURN

- 100% Pressure Leak Tested
- High Performance Teflon Seats
- Individually Boxed
- Conventional Oval Handle Design
- Meets or Exceeds ASME A112.18.1




#### ANGLE STOPS



PART #	X 3/8 COMPRESSION	LIST PRICE
746456	5/8 Compression	---



PART #	X 3/8 COMPRESSION	LIST PRICE
746457	5/8 Compression Contractor Pack bagged less 3/8" Nut & Ferrule 10/Box	---




PART #	X 3/8 COMPRESSION	LIST PRICE
746436	3/8 Female Iron Pipe	---
746446	1/2 Female Iron Pipe	---



PART #	X 3/8 COMPRESSION	LIST PRICE
746466	LF 1/2 Nominal Sweat	---



PART #	X 3/8 COMPRESSION	LIST PRICE
746435	1/2 C/E Pex	---



PART #	X 3/8 COMPRESSION	LIST PRICE
746438	1/2 Nominal Pex	---

#### PRESS FIT



PART #	X 3/8 COMPRESSION	LIST PRICE
746470	1/2 Press	---

#### 3 WAY STOPS



PART #	DESCRIPTION	LIST PRICE
746439	LF 5/8 Compression x 3/8 Compression x 1/4 Compression	---
746440	LF 5/8 Compression x 3/8 Compression x 3/8 Compression	---

WARNING: This product can expose you to chemicals, including lead, which are known to the State of California to cause cancer and birth defects or other reproductive harm. For more information, visit [www.P65Warnings.ca.gov](http://www.P65Warnings.ca.gov)

PLUMBING ACCESSORIES

# SUPPLY STOPS/ SS SUPPLY CONNECTORS

## PLUMBING ACCESSORIES

### STRAIGHT STOPS

3/8" comp  
or  
5/8" comp  3/8" comp

PART #	X 3/8 COMPRESSION	LIST PRICE
746506	3/8 Compression	---
746556	5/8 Compression	---

3/8" comp  3/8" FIP  
or  
1/2 FIP

PART #	X 3/8 COMPRESSION	LIST PRICE
746536	3/8 Female Iron Pipe	---
746546	1/2 Female Iron Pipe	---

3/8" comp  1/2" Sweat

PART #	X 3/8 COMPRESSION	LIST PRICE
746566	1/2 Nominal Sweat	---

3/8" comp  1/2" Cold  
Expansion Pex

PART #	X 3/8 COMPRESSION	LIST PRICE
746535	1/2 C/E Pex	---

3/8" comp  1/2" Pex

PART #	X 3/8 COMPRESSION	LIST PRICE
746538	1/2 Nominal Pex	---

1/4" comp  1/2" Pex

PART #	X 1/4 COMPRESSION	LIST PRICE
746537	1/2 Nominal Pex	---

3/8" comp  1/2" Socket  
CPVC

PART #	X 3/8 COMPRESSION	LIST PRICE
746567	1/2 Socket CPVC	---

### PRESS FIT STOPS

1/2" Press  3/8" comp

PART #	X 3/8 COMPRESSION	LIST PRICE
746570	1/2" Press	---

WARNING: This product can expose you to chemicals, including lead, which are known to the State of California to cause cancer and birth defects or other reproductive harm. For more information, visit [www.P65Warnings.ca.gov](http://www.P65Warnings.ca.gov)





# SS SUPPLY CONNECTORS

## PLUMBING ACCESSORIES

### LEAD FREE


AB1953/S.152  
Compliant

Meets S.3874/ Public Law No. 111-380 Re-  
duction of Lead in Drinking Water Act

### CONNECTORS

- Precision 12 Point Crimp
- Heavy duty Brass Inserts
- Chloramine/ Chlorine Resistant Inner Liner

#### LAVATORY




3/8 COMPRESSION X 3/8 COMPRESSION

PART #	LENGTH	LIST PRICE
922012	12"	---
922016	16"	---
922020	20"	---
922030	30"	---
922036	36"	---



3/8 COMPRESSION X 1/2 FEMALE IRON PIPE

922112	12"	---
922116	16"	---
922120	20"	---
922130	30"	---
922136	36"	---




1/2 FEMALE IRON PIPE X 1/2 FEMALE IRON PIPE

922412	12"	---
922416	16"	---
922420	20"	---
922430	30"	---
922436	36"	---

#### NEW WITH BRASS NUT

#### BALLCOCK



3/8 COMPRESSION X 7/8 BALLCOCK

923409	9"	---
923412	12"	---
923416	16"	---
923420	20"	---



3/8 COMPRESSION X 7/8 BALLCOCK

923209	9"	---
923212	12"	---
923216	16"	---
923220	20"	---

WARNING: This product can expose you to chemicals, including lead, which are known to the State of California to cause cancer and birth defects or other reproductive harm. For more information, visit [www.P65Warnings.ca.gov](http://www.P65Warnings.ca.gov)

PLUMBING ACCESSORIES

# SS SUPPLY CONNECTORS

## PLUMBING ACCESSORIES


- Marine Grade Stainless Steel Braid
- Precision 12 Point Crimp
- Heavy duty Brass Inserts
- Chloramine/ Chlorine Resistant Inner Liner

### LEAD FREE

AB1953/S.152  
Compliant

Meets S.3874/ Public Law No. 111-380 Reduction of Lead in Drinking Water Act

#### ICE MAKER




1/4 COMPRESSION X 1/4 COMPRESSION

PART #	LENGTH	LIST PRICE
923112	12"	---
923124	24"	---
923136	36"	---
923148	48"	---
923161	60"	---
923172	72"	---
923196	96"	---

#### DISHWASHER


3/8 COMPRESSION X 3/8 COMPRESSION

922009	9"	---
922012	12"	---
922024	24"	---
922030	30"	---
922036	36"	---
922048	48"	---
922060	60"	---
922072	72"	---
922096	96"	---



3/8 COMPRESSION X 3/8 MALE IRON PIPE ELBOW


PART #	L	LIST PRICE
923648	48"	---
923660	60"	---
923672	72"	---



3/8 COMPRESSION X 3/4 FEMALE GARDEN HOSE ELBOW


924248	48"	---
924260	60"	---
924272	72"	---

#### WASHING MACHINE



3/4 FEMALE GARDEN HOSE X 3/4 FEMALE GARDEN HOSE

923936	36"	---
923948	48"	---
923960	60"	---
923972	72"	---



3/4 FEMALE IRON PIPE X 3/4 FEMALE IRON PIPE

924115	12"	---
924118	18"	---
924124	24"	---

WARNING: This product can expose you to chemicals, including lead, which are known to the State of California to cause cancer and birth defects or other reproductive harm. For more information, visit [www.P65Warnings.ca.gov](http://www.P65Warnings.ca.gov)



# POWER CABLES

## PLUMBING ACCESSORIES

Cords are designed to fit with special environment use, such as: range and dryer, RV, generators and marine shore.

- UL Listed
- ETL Listed
- Copper Wire Insulated, Flexible cord
- Thick PVC insulation with right angle male plugs
- Strain relief clamp helps prevent damage



### 3 WIRE RANGE CORDS



PART #	DESCRIPTION	LIST PRICE
P-4RC-3W-40A-CE	4' 40AMP Closed Eyelet	
P-5RC-3W-40A-CE	5' 40AMP Closed Eyelet	
P-6RC-3W-40A-CE	6' 40AMP Closed Eyelet	
P-4RC-3W-50A-CE	4' 50AMP Closed Eyelet	
P-5RC-3W-50A-CE	5' 50AMP Closed Eyelet	
P-6RC-3W-50A-CE	6' 50AMP Closed Eyelet	
P-10RC-3W-50A-CE	10' 50AMP Closed Eyelet	

### 3 WIRE DRYER CORDS



PART #	DESCRIPTION	LIST PRICE
P-4DC-3W-30A-CE	4' 30AMP Closed Eyelet	
P-5DC-3W-30A-CE	5' 30AMP Closed Eyelet	
P-6DC-3W-30A-CE	6' 30AMP Closed Eyelet	
P-10DC-3W-30A-CE	10' 30AMP Closed Eyelet	

### 4 WIRE RANGE CORDS



PART #	DESCRIPTION	LIST PRICE
P-4RC-4W-40A-CE	4' 40AMP Closed Eyelet	
P-5RC-4W-40A-CE	5' 40AMP Closed Eyelet	
P-6RC-4W-40A-CE	6' 40AMP Closed Eyelet	
P-4RC-4W-50A-CE	4' 50AMP Closed Eyelet	
P-5RC-4W-50A-CE	5' 50AMP Closed Eyelet	
P-6RC-4W-50A-CE	6' 50AMP Closed Eyelet	
P-10RC-4W-50A-CE	10' 50AMP Closed Eyelet	

WARNING: This product can expose you to chemicals, including lead, which are known to the State of California to cause cancer and birth defects or other reproductive harm. For more information, visit [www.P65Warnings.ca.gov](http://www.P65Warnings.ca.gov)

# POWER CABLES

## PLUMBING ACCESSORIES



### 4 WIRE DRYER CORDS



PART #	DESCRIPTION	LIST PRICE
P-4DC-4W-30A-CE	4' 30AMP Closed Eyelet	
P-5DC-4W-30A-CE	5' 30AMP Closed Eyelet	
P-6DC-4W-30A-CE	6' 30AMP Closed Eyelet	
P-10DC-4W-30A-CE	10' 30AMP Closed Eyelet	

### DISHWASHER POWER CORDS



PART #	DESCRIPTION	LIST PRICE
P-3DISH-PC-AP	3' 15AMP 125V 14/3	
P-6DISH-PC-AP	6' 15AMP 125V 14/3	
P-3DISH-PC-SP	4' 15AMP 125V 14/3	
P-6DISH-PC-SP	6' 15AMP 125V 14/3	

### POWER SUPPLY CORDS



PART #	DESCRIPTION	LIST PRICE
P-3PSC-3W-13A-AP	3' 13AMP 16/3 Angled	
P-6PSC-3W-13A-AP	6' 13AMP 16/3 Angled	
P-3PSC-3W-13A-SP	3' 13AMP 16/3 Straight	
P-6PSC-3W-13A-SP	6' 13AMP 16/3 Straight	

### APPLIANCE EXTENSION CORDS



PART #	DESCRIPTION	LIST PRICE
P-3AEC	3' A/C 14/3	
P-6AEC	6' A/C 14/3	

WARNING: This product can expose you to chemicals, including lead, which are known to the State of California to cause cancer and birth defects or other reproductive harm. For more information, visit [www.P65Warnings.ca.gov](http://www.P65Warnings.ca.gov)



# TRANSITION FITTINGS

## PLUMBING ACCESSORIES

### BRASS CPVC MALE ADAPTER



PART#	SIZE	LIST PRICE
35413LF	1/2"	---
35414LF	3/4"	---
35415LF	1"	---
35416LF	1-1/4"	---
35417LF	1-1/2"	---
35418LF	2	---

### BRASS CPVC FEMALE ADAPTER



PART#	SIZE	LIST PRICE
35403LF	1/2"	---
35404LF	3/4"	---
35405LF	1"	---
35406LF	1-1/4"	---
35407LF	1-1/2"	---
35408LF	2	---

### LEAD FREE CPVC DROP EAR ELBOW



PART#	SIZE	LIST PRICE
35420LF	1/2"	---

### STAINLESS STEEL CPVC MALE ADAPTER



PART#	SIZE	LIST PRICE
35413SS	1/2"	---
35414SS	3/4"	---
35415SS	1"	---
35416SS	1-1/4"	---
35417SS	1-1/2"	---
35418SS	2	---

### STAINLESS STEEL CPVC FEMALE ADAPTER



PART#	SIZE	LIST PRICE
35403SS	1/2"	---
35404SS	3/4"	---
35405SS	1"	---
35406SS	1-1/4"	---
35407SS	1-1/2"	---
35408SS	2	---

### STAINLESS STEEL CPVC DROP EAR ELBOW



PART#	SIZE	LIST PRICE
35420SS	1/2"	---

WARNING: This product can expose you to chemicals, including lead, which are known to the State of California to cause cancer and birth defects or other reproductive harm. For more information, visit [www.P65Warnings.ca.gov](http://www.P65Warnings.ca.gov)

PLUMBING ACCESSORIES

# WATER METER FLANGES

PLUMBING ACCESSORIES

## LEAD FREE OVAL WATER METER FLANGE OVAL



PART#	SIZE	CASE	LIST PRICE
970207	1-1/2"	32	---
970208	2"	48	---

## LEAD FREE OVAL WATER METER KIT

W/ BOLT & NUT STAINLESS STEEL



NO	PART	MATERIALS	QTY	WATER CONTACT
1	BOLT	SS 304	4	N
2	FLANGE	BRASS LEAD FREE	2	Y
3	PACKING	RUBBER	2	Y
4	NUT	SS 304	4	N

PART#	SIZE	CASE	LIST PRICE
970227	1-1/2"	32	---
970228	2"	48	---

## LEAD FREE OVAL METER FLANGE KIT

W/ BOLT & NUT STAINLESS STEEL (NO LEAD)



NO	PART	MATERIALS	QTY	WATER CONTACT
1	BOLT	SS 304	2	N
2	FLANGE	BRASS LEAD FREE	1	Y
3	PACKING	RUBBER	1	Y
4	NUT	SS 304	2	N

PART#	SIZE	CASE	LIST PRICE
970217	1-1/2"	12	---
970218	2"	10	---

## LEAD FREE BRASS METER COUPLING



PART#	SIZE	CASE	LIST PRICE
970253	1/2"	100	---
970254	3/4"	100	---
970255	1"	80	---
970257	1-1/2"	24	---
970258	2"	24	---

WARNING: This product can expose you to chemicals, including lead, which are known to the State of California to cause cancer and birth defects or other reproductive harm. For more information, visit [www.P65Warnings.ca.gov](http://www.P65Warnings.ca.gov)



# FLEXIBLE RUBBER COUPLINGS

## PLUMBING ACCESSORIES

### FLEXIBLE RUBBER COUPLINGS / REDUCED COUPLINGS

Midland's stainless steel banded flexible rubber couplings are the perfect fit for Schedule 40 pipe applications.

**Tech Specs:**

- Installation torque: 60 inch lbs.
- Maximum test pressure: 4.3 PSI
- Maximum operating temperature: 140° F non-consistent
- Minimum operating temperature: -30° F
- Corrosion-resistant & rustproof stainless steel bands
- Durable Rubber for all Sch. 40 Pipe Applications
- Positive seal against infiltration and exfiltration
- Conforms to ASTM C 1173 and CSA B602
- Sizes 1-1/4" - 6" regular & reducing
- UPC Approved

#### COUPLING



#### REDUCING COUPLING



PART #	SIZE	LIST
195456	1-1/4"	
195470	1-1/2" x 1-1/4"	
195457	1-1/2"	
195471	2" x 1/2"	
195458	2"	
195472	3" x 1-1/2"	
195473	3" x 2"	
195459	3"	
195474	4" x 1-1/2"	
195475	4" x 2"	
195476	4" x 3"	
195460	4"	
195461	5"	
195481	6" x 4"	
195462	6"	

#### TEST CAPS



PART #	SIZE	LIST
195502	1-1/2"	
195510	2"	
195511	3"	
195512	4"	

#### DRAIN & TRAP CONNECTORS



PART #	SIZE	LIST
195520	1-1/2" x 1-1/4"	
195521	2" x 1-1/4"	

# LF DIELECTRIC UNION

## PLUMBING ACCESSORIES

Forged steel with brass sweat connector and dielectric element.

### PURPOSE

The 110 series are used to protect against the accelerated galvanic and stray current corrosion of dissimilar metal pipes, connected together in a piping system. Dielectric fittings are a necessity to insure the long life of these systems.

### APPLICATIONS

For residential, commercial and industrial use. Hot water storage tanks, Water and Air Conditioners, Processing tanks.

### PROCESSING

Bodies and nuts are made of AISI 1008A bar-carbon steel and are shaped by cold forging with spheroidizing

to eliminate any flaws.

### TECHNICAL DATA

All DF-100 series dielectric fittings are rated at 250 psi at 180°F and are designed to withstand a minimum of 600 volts on a dry line with no flashover.

## FEMALE PIPE X SWEAT

*Zinc Coated Cast Steel X Brass*



PART #	SIZE	LIST PRICE
973-110LF	1/2"CC X 1/2" FIP	
973-111LF	3/4"CC X 3/4" FIP	
973-112LF	1/2"CC X 3/4" FIP	
973-116LF	1"CC X 1" FIP	
973-117LF	1-1/4"CC X 1-1/4" FIP	
973-118LF	1-1/2"CC X 1-1/2" FIP	
973-119LF	2"CC X 2" FIP	

## MALE PIPE X SWEAT

*Zinc Coated Cast Steel X Brass*



PART #	SIZE	LIST PRICE
973-113LF	1/2" CC X 1/2" MALE IP	
973-114LF	3/4" CC X 3/4" MALE IP	

## FEMALE PIPE X SWEAT - FLANGE

*Zinc Coated Cast Steel X Brass*



PART #	SIZE	LIST PRICE
973-120LF	2-1/2" CC X 2-1/2" FIP	
973-121LF	3"CC X 3" FIP	
973-122LF	4"CC X 4" FIP	

WARNING: This product can expose you to chemicals, including lead, which are known to the State of California to cause cancer and birth defects or other reproductive harm. For more information, visit [www.P65Warnings.ca.gov](http://www.P65Warnings.ca.gov)





# IRON BODY CLEANOUT PLUGS


PLUMBING ACCESSORIES

## CAST BRASS SQUARE HEAD CLEANOUT PLUG



• Southern Code

PART #	SIZE	BOX/CASE	LIST PRICE
970300	1-1/2"	100/200	---
970301	2"	100/200	---
970302	2-1/2"	50/200	---
970303	3"	20/160	---
970304	3-1/2"	20/120	---
970305	4"	10/80	---
970330	5"	10/60	---
970331	6"	10/40	---
970332	8"	5/20	---
970333	10"	1/1	---



## CAST BRASS COUNTERSUNK HEAD CLEANOUT PLUG

• Southern Code

PART #	SIZE	BOX/CASE	LIST PRICE
970306	1-1/2"	100/200	---
970307	2"	100/200	---
970308	2-1/2"	100/200	---
970309	3"	50/200	---
970310	3-1/2"	20/160	---
970311	4"	20/120	---
970312	5"	10/60	---
970313	6"	10/40	---
970314	8"	5/20	---

## CAST BRASS COUNTERSUNK CLEANOUT W 1/4-20 TAP

PART #	SIZE	BOX/CASE	LIST PRICE
970700	1-1/2"	1/1	---
970701	2"	1/1	---
970702	2-1/2"	1/1	---
970703	3"	1/1	---
970704	3-1/2"	1/1	---
970705	4"	1/1	---
970706	5"	1/1	---
970707	6"	1/1	---

## IBC IRON BODY CLEANOUT PLUG



PART #	SIZE	LIST PRICE
970803CS	4x3 Iron Body Cleanout W/CNTRSunk Plug	
970804CS	4x3-1/2 Iron Body Cleanout W/CNTRSunk Plug	
970806CS	6x5 Iron Body Cleanout W/CNTRSunk Plug	

## IBC IRON BODY CLEANOUT PLUG



PART #	SIZE	LIST PRICE
970803RH	4x3 Iron Body Cleanout W/RH Brass Plug	
970804RH	4x3-1/2 Iron Body Cleanout W/RH Brass Plug	
970806RH	6x5 Iron Body Cleanout W/RH Brass Plug	

**PVC**

PLUMBING ACCESSORIES

SLIP SCHEDULE 80 PVC UNION



PART #	SIZE	LIST PRICE
897005	1/2"	
897007	3/4"	
897010	1"	
897012	1-1/4"	
897015	1-1/2"	
897020	2"	
897025	2-1/2"	
897030	3"	
897040	4"	

FIP SCHEDULE 40 PVC UNION



PART #	SIZE	LIST PRICE
55591	1/2"	
55592	3/4"	
55593	1"	
55594	1-1/4"	
55595	1-1/2"	
55596	2"	
55597	3"	
55598	4"	
55599	2-1/2"	

FIP SCHEDULE 80 PVC UNION



PART #	SIZE	LIST PRICE
898005	1/2"	
898007	3/4"	
898010	1"	
898012	1-1/4"	
898015	1-1/2"	
898020	2"	
898025	2-1/2"	
898030	3"	
898040	4"	

PVC COMPRESSION COUPLING



PART #	SIZE	LIST PRICE
55303	1/2"	
55304	3/4"	
55305	1"	
55306	1-1/4"	
55307	1-1/2"	
55308	2"	
55309	2-1/2"	
55310	3"	
55311	4"	
55312	6"	

SLIP SCHEDULE 40 PVC UNION



PART #	SIZE	LIST PRICE
55491	1/2"	
55492	3/4"	
55493	1"	
55494	1-1/4"	
55495	1-1/2"	
55496	2"	
55497	3"	
55498	4"	
55499	2-1/2"	

PVC EXPANDABLE REPAIR COUPLING



PART #	SIZE	LIST PRICE
55330	1/2"	
55331	3/4"	
55332	1"	
55333	1-1/4"	
55334	1-1/2"	
55335	2"	
55336	2-1/2"	
55337	3"	
55338	4"	

WARNING: This product can expose you to chemicals, including lead, which are known to the State of California to cause cancer and birth defects or other reproductive harm. For more information, visit [www.P65Warnings.ca.gov](http://www.P65Warnings.ca.gov)



# SCHEDULE 80 PVC NIPPLES

Machined Schedule 80 PVC nipples comply fully with ASTM D2464, threads conform to ASTM F1498, and the pipe is extruded from PVC 1120-1220 meeting ASTM D1784 and meets ASTM D1785, products standard 21-70



- Dark Grey
- NSF-61 Cert.

**1/2" DIAMETER** 420 PSI

PART #	LENGTH	LIST PRICE
55060	X Close (1-1/8")	---
55061	1-1/2"	---
55062	2"	---
55063	2-1/2"	---
55064	3"	---
55065	3-1/2"	---
55066	4"	---
55067	4-1/2"	---
55068	5"	---
55069	5-1/2"	---
55070	6"	---
55072	8"	---
55074	10"	---
55075	11"	---
55076	12"	---
	18"	---
55241	24"	---

**3/4" DIAMETER** 340 PSI

PART #	LENGTH	LIST PRICE
55080	x Close (1-3/8")	---
55081	1-1/2"	---
55082	2"	---
55083	2-1/2"	---
55084	3"	---
55085	3-1/2"	---
55086	4"	---
55087	4-1/2"	---
55088	5"	---
55089	5-1/2"	---
55090	6"	---
55092	8"	---
55093	10"	---
55096	12"	---
55097	18"	---
55098	24"	---

**1" DIAMETER** 315 PSI

PART #	LENGTH	LIST PRICE
55100	X Close (1-1/2")	---
55101	2"	---
55102	2-1/2"	---
55103	3"	---
55104	3-1/2"	---
55105	4"	---
55106	4-1/2"	---
55107	5"	---
55108	5-1/2"	---
55109	6"	---
55111	8"	---
55115	12"	---
55116	18"	---
55117	36"	---

**1-1/4" DIAMETER** 210 PSI

PART #	LENGTH	LIST PRICE
55120	X Close (1-5/8")	---
55121	2"	---
55122	2-1/2"	---
55123	3"	---
55124	3-1/2"	---
55125	4"	---
55126	4-1/2"	---
55127	5"	---
55128	5-1/2"	---
55129	6"	---
55132	12"	---

WARNING: This product can expose you to chemicals, including lead, which are known to the State of California to cause cancer and birth defects or other reproductive harm. For more information, visit [www.P65Warnings.ca.gov](http://www.P65Warnings.ca.gov)

**PLASTIC PIPE**

## PLUMBING ACCESSORIES

**1-1/2" DIAMETER** 234 PSI

PART #	LENGTH	LIST PRICE
55140	X Close (1-5/8")	---
55141	2"	---
55142	2-1/2"	---
55143	3"	---
55144	3-1/2"	---
55145	4"	---
55146	4-1/2"	---
55147	5"	---
55148	5-1/2"	---
55149	6"	---
55150	8"	---
55151	12"	---

**2" DIAMETER** 200 PSI

PART #	LENGTH	LIST PRICE
55160	X Close (2")	---
55161	2-1/2"	---
55162	3"	---
55163	3-1/2"	---
55164	4"	---
55165	4-1/2"	---
55166	5"	---
55167	5-1/2"	---
55168	6"	---
55170	8"	---
55174	12"	---
55179	60"	---

**3" DIAMETER**

PART #	LENGTH	BOX QTY	LIST PRICE
55200	x Close	25	---
55201	3"	20	---
55203	4"	30	---
55205	5"	20	---
55207	6"	20	---
55209	8"	10	---
55211	10"	10	---
55213	12"	10	---

**WARNING:** This product can expose you to chemicals, including lead, which are known to the State of California to cause cancer and birth defects or other reproductive harm. For more information, visit [www.P65Warnings.ca.gov](http://www.P65Warnings.ca.gov)



# BRONZE/ STEEL INSERT FITTINGS-FOR PLASTIC PIPE

## PLUMBING ACCESSORIES

### BRONZE INSERT FITTINGS

150 PSI Genuine red brass - for plastic pipe

- Not Lead Free

#### HEX MALE ADAPTERS



( BARB X MALE PIPE )

PART #	BARB X MALE	LIST PRICE
973925	3/4" x 3/4"	---
973927	1" x 1"	---
973930	1" x 1-1/4"	---
973929	1-1/4" x 1"	---
973928	1-1/4" x 1-1/4"	---
973948	1-1/2" x 1-1/2"	---
973949	2" x 2"	---

#### BRONZE TEES ALL BARB



PART #	SIZE	LIST PRICE
973965	3/4"	---
973966	1"	---
973967	1-1/4"	---

#### ELBOWS



( BARB X MALE PIPE )

PART #	SIZE	LIST PRICE
973980	3/4" x 3/4"	---
973981	1" x 3/4"	---
973982	1" x 1"	---

#### ELBOWS



( BARB X BARB )

PART #	HOSE SIZE	LIST PRICE
973975	3/4"	---
973976	1"	---
973978	1-1/4"	---
973979	1-1/2"	---

### STEEL INSERT FITTINGS FOR PLASTIC PIPE

#### MALE ADAPTER

- Galvanized



( BARB X MALE PIPE )

PART #	SIZE	BOX/CASE	LIST PRICE
973906	1/2"	25/100	---
973907	3/4"	25/10	---
973908	1"	16/48	---
973909	1-1/4"	12/36	---
973910	1-1/2"	6/36	---
973911	2"	5/25	---
973912	2-1/2"	1/3	---
973913	3"	1/3	---
973914	4"	1/3	---

#### REDUCING ADAPTER



( INSERT X NPT )

PART #	SIZE	LIST PRICE
974264	3/4 x 1/2	---
974265	1 x 3/4	---

#### COUPLINGS



PART #	SIZE	BOX/CASE	LIST PRICE
973901	3/4	20/100	---
973902	1	20/100	---
973903	1-1/4	16/64	---
973904	1-1/2	12/48	---
973905	2	5/25	---

SEE KNOWLEDGE BANK FOR DIMENSIONS

WARNING: This product can expose you to chemicals, including lead, which are known to the State of California to cause cancer and birth defects or other reproductive harm. For more information, visit [www.P65Warnings.ca.gov](http://www.P65Warnings.ca.gov)

# SS AND LEAD FREE BRONZE INSERT-FOR PLASTIC PIPE

## PLUMBING ACCESSORIES

### STAINLESS STEEL #304



#### #304 INSERT X MALE PIPE

• For coiled plastic pipe to submersible pump

PART #	SIZE	LIST PRICE
973947SS	1/2 x 1/2	---
973925SS	3/4 x 3/4	---
973926SS	1 x 3/4	---
973927SS	1 x 1	---
973930SS	1 x 1-1/4	---
973928SS	1-1/4 x 1-1/4	---
973948SS	1-1/2 x 1-1/2	---
973949SS	2 x 2	---



#### #304 INSERT X MIP ELBOW

• Hydrant elbow

PART #	SIZE	LIST PRICE
973980SS	3/4 x 3/4	---
973982SS	1 x 1	---

### LEAD FREE BRONZE INSERT FITTINGS

• NSF Approved  
• ANSI 61-8



#### INSERT X INSERT

PART #	SIZE	LIST PRICE
973961LF	3/4	---
973962LF	1	---
973963LF	1-1/4	---

• NSF Approved  
• ANSI 61-8



#### INSERT TEE

PART #	SIZE	LIST PRICE
973965LF	3/4	---
973966LF	1	---

• NSF Approved  
• ANSI 61-8



#### INSERT X MALE BRANCH TEE

PART #	SIZE	LIST PRICE
973970LF	1 x 3/4	---
973971LF	1	---

• NSF Approved  
• ANSI 61-8



#### INSERT X INSERT ELBOW

PART #	SIZE	LIST PRICE
973975LF	3/4	---
973976LF	1	---

### WELL COUPLINGS



#### 304 SS DROP WELL COUPLINGS STANDARD

PART #	SIZE	LIST PRICE
62416DC	1-1/4	---

SEE KNOWLEDGE BANK FOR DIMENSIONS

WARNING: This product can expose you to chemicals, including lead, which are known to the State of California to cause cancer and birth defects or other reproductive harm. For more information, visit [www.P65Warnings.ca.gov](http://www.P65Warnings.ca.gov)



# PVC VALVES

## PLUMBING ACCESSORIES

- Quarter turn WHITE PVC BALL VALVES
- Solvent ends comply with ASTM D2466
- Designed for use in residential, commercial & industrial system as well as waste water, chemical, agricultural applications, marine, food processing, swimming pools.
- Corrosion resistant
- EPDM seal
- FULL PORT
- EPDM O-ring
- Fits both Sch. 40 & 80 pipe
- Rated for 150 PSI at 73°F
- Threaded ends comply with ANSI B1.20.1



MOLDED IN PLACE - WHITE PIPE THREADS

PART#	SIZE	CASE	LIST PRICE
940284	1/2"	100	---
940285	3/4"	100	---
940286	1"	100	---
940287	1-1/4"	100	---
940288	1-1/2"	48	---
940289	2"	24	---
940291	3"	12	---
940292	4"	6	---



WHITE SOCKET - SLIP X SLIP

PART #	SIZE	CASE	LIST PRICE
940294	1/2"	100	---
940295	3/4"	100	---
940296	1"	100	---
940297	1-1/4"	100	---
940298	1-1/2"	48	---
940299	2"	24	---
940300	2-1/2"	12	---
940301	3"	12	---
940302	4"	6	---

## GREY PVC BALL VALVES

### FEATURES

- Sizes range from 1/2" to 4"
- Excellent flow characteristics
- Leak-tight shut-off
- EPPM O-Ring
- SCH 80
- Test pressure: 225 psi @ 73°F
- Working Pressure: 150 psi @ 73°F



FIP X FIP THREADED BALL VALVE

PART #	SIZE	CASE	LIST PRICE
899000	1/2"	100	---
899001	3/4"	100	---
899002	1"	100	---
899003	1-1/4"	100	---
899004	1-1/2"	48	---
899005	2"	24	---
899006	2-1/2"		---
899007	3"		---
899008	4"		---



SLIP X SLIP BALL VALVE

PART #	SIZE	CASE	LIST PRICE
899050	1/2"	100	---
899051	3/4"	100	---
899052	1"	100	---
899053	1-1/4"	100	---
899054	1-1/2"	48	---
899055	2"	24	---



CPVC SLIP X SLIP BALL VALVE

PART #	SIZE	LIST PRICE
940281	1/2"	---
940282	3/4"	---

WARNING: This product can expose you to chemicals, including lead, which are known to the State of California to cause cancer and birth defects or other reproductive harm. For more information, visit [www.P65Warnings.ca.gov](http://www.P65Warnings.ca.gov)

# PLASTIC VALVES

## PLUMBING ACCESSORIES

### INLINE PLASTIC SPRING CHECK VALVE

Socket x Socket

- 200 PSI working pressure @ 77°F .5 PSI to open.



PART#	SIZE	LIST PRICE
940325	1/2"	---
940326	3/4"	---
940327	1"	---
940328	1-1/4"	---
940329	1-1/2"	---
940330	2"	---

### INLINE PLASTIC SPRING CHECK VALVE FEMALE THREADED ENDS

- 200 PSI working pressure @ 77°F .5 PSI to open.



PART#	SIZE	LIST PRICE
940331	1/2"	---
940332	3/4"	---
940333	1"	---
940334	1-1/4"	---
940335	1-1/2"	---
940336	2"	---

### PLASTIC DRUM FAUCETS

- Pipe threads to ANSI B1.20.1 • Hose threads to ANSI B 1.20.7

The FLO-RITE faucet has been engineered to meet the demand for greater chemical resistance, using linear polyethylene for the stem.



### "FLO-RITE" DRUM FAUCET

PART #	SIZE	LIST PRICE
46277	3/4"	---

### DRUM & BARREL FAUCET VALVE

- Die cast body w/ nylon seat and steel spring.
- For use with all petroleum products except trichlorethylene.

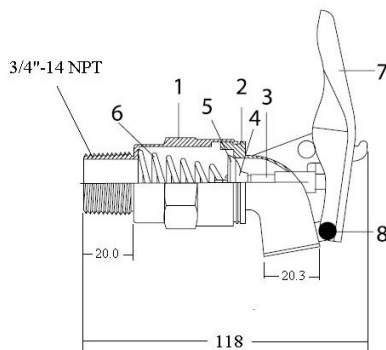


G261N

Not suitable for potable water

### SELF-CLOSING DRUM & BARREL FAUCET

PART #	SIZE	LIST PRICE
46270	3/4"	---



PART #	PART NAME	MATERIAL
1	Body	Zinc
2	Bonnet	Zinc
3	Stem	Steel
4	Disc	Plastic
5	Seal	Rubber
6	Spring	Zinc plated steel
7	Handle	Aluminum
8	Rivet	Aluminum


WARNING: This product can expose you to chemicals, including lead, which are known to the State of California to cause cancer and birth defects or other reproductive harm. For more information, visit [www.P65Warnings.ca.gov](http://www.P65Warnings.ca.gov)





# LEAD FREE VALVES

LEAD FREE BALL VALVES



PRESS VALVES



PEX VALVES




PUSH FIT VALVES



SILCOCK



GATE VALVES



CHECK



BOILER DRAIN



**WARNING:** This product can expose you to chemicals, including lead, which are known to the State of California to cause cancer and birth defects or other reproductive harm. For more information, visit [www.P65Warnings.ca.gov](http://www.P65Warnings.ca.gov)

LEAD FREE VALVES

# LEAD FREE BALL VALVES

## LEAD FREE VALVES




# LEAD FREE BALL VALVE



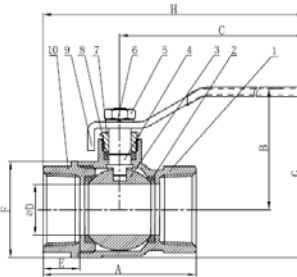

IAMPO IGC 157 - 2004b

Lead Free Brass Ball Valve NPT,Female\*Female  
 Lead Free and dezincification resistant (DZR) material  
 IAPMO listed to NSF/ANSI-61, NSF/ANSI-372 ,IGC-157  
 CSA listed to NSF/ANSI-61, NSF/ANSI-372 ,IGC-157  
 Vacuum Services 29.92 inches Hg  
 600 psi (WOG) 150 psi (WSP) Service  
 Thread conform ANSI B1.20.1  
 Temperature Range : -40° F to 365° F  
 Construction:Forging Brass Body  
 PTFE Ball Seats  
 Blow Out Proof Brass Stem  
 Stainless Steel Ball  
 Steel Handle w/Vinyl Grip  
 Made in China



### FIP X FIP LEAD FREE BALL VALVE

PART #	SIZE	DN	A	B	C	E	F	G	H	WEIGHT	BOX/CASE	LIST PRICE
941151LF	1/4"	0.394	1.73	1.69	3.35	0.453	0.945	2.154	4.331	0.32	10/120	---
941152LF	3/8"	0.394	1.73	1.69	3.35	0.473	0.945	2.154	4.331	0.32	10/120	---
941153LF	1/2"	0.524	1.89	1.73	3.35	0.472	1.083	2.276	4.291	0.36	10/100	---
941154LF	3/4"	0.748	2.28	1.89	3.35	0.563	1.378	2.579	4.488	0.57	10/80	---
941155LF	1"	0.984	2.80	2.14	4.29	0.650	1.772	3.031	5.689	0.94	8/48	---
941156LF	1-1/4"	1.240	3.15	2.32	4.29	0.669	2.165	3.398	5.866	1.30	4/36	---
941157LF	1-1/2"	1.476	3.44	2.66	5.53	0.701	2.50	3.909	7.343	1.92	2/24	---
941158LF	2"	1.949	4.06	3.01	5.53	0.708	3.244	4.638	7.638	3.12	2/12	---
941159LF	2-1/2"	2.52	5.53	4.25	7.76					7.42	2/12	---
941160LF	3"	2.89	6.14	4.58	8.19					11.01	1/6	---
941161LF	4"	3.84	7.79	5.49	9.25					12.10	1/2	---



NO	ITEM	QTY	MATERIAL
1	Body	1	Lead Free Brass
2	Seat	2	PTFE
3	Ball	1	Stainless Steel
4	Stem	1	Brass
5	Handle Nut	1	Plated Steel
6	Lock Washer	1	Plated Steel
7	Packing Nut	1	Brass
8	Packing	1	PTFE
9	Handle	1	Plated Steel
10	Cap	1	Lead Free Brass

### SWT X SWT LEAD FREE BALL VALVE

PART #	SIZE	DN	A	B	C	E	G	H	WEIGHT	WTG	BOX/CASE	LIST PRICE
941163LF	1/2"	0.524	1.945	1.73	3.35	0.504	1.083	2.276	4.319	0.38	10/100	---
941164LF	3/4"	0.748	2.654	1.89	3.35	0.748	1.378	2.579	4.665	0.65	10/80	---
941165LF	1"	0.984	3.315	2.14	4.29	0.909	1.772	3.031	5.949	0.93	8/48	---
941166LF	1-1/4"	1.240	3.741	2.32	4.29	0.968	2.165	3.398	6.165	1.35	4/36	---
941167LF	1-1/2"	1.476	4.252	2.66	5.63	1.091	2.50	3.909	7.756	1.88	2/24	---
941168LF	2"	1.949	5.38	3.01	5.63	1.343	3.244	4.638	8.268	3.62	2/12	---
941169LF	2 1/2"	2.52	5.53	4.25	7.76							
941170LF	3"	2.89	6.14	4.58	8.19							
941171LF	4"	3.84	7.79	5.49	9.25							

**WARNING:** This product can expose you to chemicals, including lead, which are known to the State of California to cause cancer and birth defects or other reproductive harm. For more information, visit [www.P65Warnings.ca.gov](http://www.P65Warnings.ca.gov)

# LF BALL VALVE WITH DRAIN

## LEAD FREE VALVES

### FULL PORT LF IPS BRASS BALL VALVE WITH DRAIN



PART #	FEMALE PIPE X FEMALE PIPE	LIST PRICE
941153LFD	1/2"	
941154LFD	3/4"	
941155LFD	1"	

### BALL VALVE WITH DRAIN



PART #	SWEAT X SWEAT	LIST PRICE
941163LFD	1/2"	
941164LFD	3/4"	
941165LFD	1"	

- Lead Free Brass
- Full Port
- 600 Wog

### BALL VALVE W/ STAINLESS STEEL TEE HANDLE



PART #	FEMALE PIPE X FEMALE PIPE	LIST PRICE
940173TSSLF	1/2"	
940174TSSLF	3/4"	
940175TSSLF	1"	

**WARNING:** This product can expose you to chemicals, including lead, which are known to the State of California to cause cancer and birth defects or other reproductive harm. For more information, visit [www.P65Warnings.ca.gov](http://www.P65Warnings.ca.gov)

LEAD FREE VALVES

**LEAD FREE BALL VALVES**  
LEAD FREE VALVES



**LEAD FREE BALL VALVE**

• BRASS • 600PSI • FULL PORT W/APPROVALS

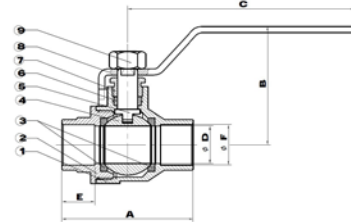
CSA, UL, FM(1/4"-2"), CUPC, NSF/ ANSI 61 & 372

FEATURES 1/2" - 2" Sizes Gas Approved

- Leadfree Brass Ball valve NPT, Female \* Female
- Lead free and dezincification resistant (DZR) material
- 1/4"-1" Lead Free Brass Ball
- Size 1-1/4" thru 4" with Stainless steel ball
- IAMPO listed to cUPC, NSF/ ANSI 61 & 372, IGC 157
- CSA - 1/4" thru 2": ANSI Z21.15/ CSA 9.1 for 1/2 psig valves ASME B16.44, CGA CR91-002 for 2 & 5 psig valves; CAN/ CGA-3.16, ASME B16.33 (1/2"-2") for 125 psig valves
- UL 125, UL 1477, UL 842 - for size 1/4" thru 4", 250 psig
- UL 258 - for size 1/4" thru 2", 175 psig
- FM - for size 1/4" thru 2"
- ISO 9002 Manufacture
- Suitable for full range of liquids and gases
- Minimal pressure drop due to large full size ports
- Bottom loaded, pressure retaining stem
- Pressure rated for 1/4"-2" at 600psi (42 bars) and 2-1/2"-4" at 400 psi WOG (non-shock) and 150 WSP (10.34 bars) saturated steam. Virgin PTFE stem packing seal, thrust washer and seats
- White vinyl insulator on heavy duty plated carbon steel handles

- Fast 1/4 turn open or close operation
- Low operating torque
- **Adjustable stem packing gland**
- Maximum operating temperature: 302°F (150° C)
- Minimum operating temperature: -22°F (-30°C)
- Each valve individually tested
- Forged Brass - for more strength
- Threaded ends to ANSI B1.20.1
- Hard chromium plated solid ball
- Bottom entry, blow-out proof stem
- Deeper threads - for better connections
- Made in China

POS	COMPONENTS	MATERIALS
1	Body	Lead Free Brass
2	End Cap	Lead Free Brass
3	Ball Seat	PTFE
4	Ball	1/4-1:Lead Free Brass 1 1/4-4:SS316 Hollowball
5	Stem	Brass
6	Stem Padding	PTFE
7	Padding Nut	Brass
8	Lever Handle	Nickel plating steel
9	Stem Nut	Brass plating steel
10	Seal	PTFE



PART#	SIZE	DIMENSIONS								WEIGHT	BOX/ CASE	LIST PRICE
		A	B	C	D	E	F	G	H			
940171LF	1/4"	1.756	1.732	3.543	0.394	0.457	1.012	2.238	4.421	0.34	70/140	---
940172LF	3/8"	1.756	1.732	3.543	0.394	0.457	1.012	2.238	4.421	0.34	70/140	---
940173LF	1/2"	2.047	2.040	3.543	0.583	0.520	1.240	2.559	4.567	0.45	50/100	---
940174LF	3/4"	2.362	2.260	3.780	0.748	0.563	1.492	2.854	4.961	0.69	30/60	---
940175LF	1"	2.756	2.579	4.528	0.945	0.630	1.791	3.476	5.906	1.11	20/40	---
940176LF	1-1/4"	3.307	3.050	4.528	1.260	0.709	2.343	4.134	6.181	1.85	12/24	---
940177LF	1-1/2"	3.661	3.366	5.420	1.575	0.717	2.835	4.783	7.343	2.60	9/18	---
940178LF	2"	4.181	3.701	5.42	1.969	0.748	3.425	5.413	7.602	3.62	6/12	---
940179LF	2-1/2"	4.181	4.650	8.870	2.520	1.024	4.331	6.969	11.350	7.93	3/6	---
940180LF	3"	6.039	4.970	8.870	2.913	1.102	4.921	7.579	11.681	10.40	1/4	---
940181LF	4"	7.386	6.130	10.85	3.898	1.220	6.430	9.055	13.299	20.99	1/2	---

**SWT X SWT LEAD FREE BALL VALVE**

FM, cUPC, NSF/ ANSI 61 & 372

PART #	SWT	A	B	C	D	E	F	WEIGHT	BOX/CASE	LIST PRICE
943612LF	1/2"	2.047	1.839	3.543	0.583	0.512	0.630	0.45	50/100	---
943613LF	3/4"	2.748	2.14	3.780	0.748	0.748	0.878	0.68	30/60	---
943614LF	1"	3.228	2.449	4.528	0.945	0.906	1.130	1.08	20/40	---
943615LF	1-1/4"	3.819	3.04	4.36	1.260	0.972	1.378	1.80	12/24	---
943616LF	1-1/2"	4.425	3.169	5.39	1.575	1.088	1.630	2.51	9/18	---
943617LF	2"	5.377	3.488	6.307	1.989	1.346	2.130	3.57	6/12	---

**WARNING:** This product can expose you to chemicals, including lead, which are known to the State of California to cause cancer and birth defects or other reproductive harm. For more information, visit [www.P65Warnings.ca.gov](http://www.P65Warnings.ca.gov)

**ITALIAN LEAD FREE BRASS BALL VALVE**



ISO 9002 Manufacturer  
FEATURES


600 PSI non-shock cold water,  
gas, oil - 150 PSI saturated steam

CSA AGA 3.88 5 PSIG IAMPO IGC 157 - 2004b

- **SOLID CHROME PLATED BRASS BALL**
- Suitable for full range of liquids and gases
- Minimal pressure drop due to large full size ports
- Bottom loaded, pressure retaining stem
- Pressure rated at 600psi (42 bars) WOG (non-shock) and 150 WSP (10.34 bars) saturated steam. Virgin TFE stem packing seal, thrust washer and seats.
- Blue vinyl insulator on heavy duty plated carbon steel handles.
- Fast 1/4 turn open or close operation
- Low operating torque
- Flow can go both directions
- Adjustable stem packing gland

- Maximum operating temperature: 248°F (120° C) at 600 PSI
- Minimum operating temperature: -20°F (-40°C)
- Each valve individually tested
- Forged Brass - for more strength
- Threaded ends to ANSI B1.20.1
- Hard chromium plated solid ball
- Bottom entry, blow-out proof stem
- Deeper threads - for better connections


MADE IN ITALY



FIP X FIP

ANSI/INSP 61-8

• Generic Handles



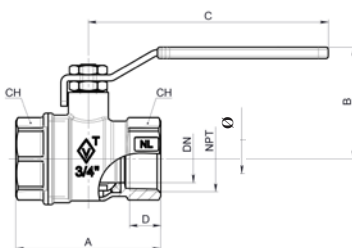
SWT X SWT

**FIP X FIP LEAD FREE FORGED BRASS BALL VALVE**

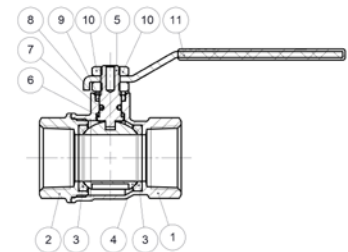
PART #	NPT	DN	A	B	C	D	CH	WEIGHT (LBS)	BOX/CASE	LIST PRICE
943233LF	1/2"	0.57	2.09	1.57	3.35	0.46	0.98	0.39	20/80	---
943234LF	3/4"	0.75	2.28	1.77	3.80	0.49	1.22	0.56	14/56	---
943235LF	1"	0.94	3.04	2.03	3.80	0.59	1.50	0.89	6/24	---
943236LF	1-1/4"	1.24	3.23	2.32	4.72	0.62	1.85	1.44	4/16	---
943237LF	1-1/2"	1.49	3.70	2.60	4.72	0.64	2.13	2.19	2/8	---
943-238LF	2"	1.96	4.13	3.27	6.38	0.65	2.64	3.62	1/4	---

**SWT X SWT LEAD FREE FORGED BRASS BALL VALVE**

PART #	SWT	Ø	DN	A	B	C	D	CH	WEIGHT (LBS)	BOX/CASE	LIST PRICE
940212LF	1/2"	0.63	0.57	2.40	1.57	3.35	0.42	0.79	0.35	20/80	---
940213LF	3/4"	0.866	0.75	3.26	1.77	3.80	0.61	1.06	0.55	10/40	---
940214LF	1"	1.102	0.94	3.68	2.03	3.80	0.73	1.34	0.87	6/24	---
940215LF	1-1/4"	1.377	1.24	4.23	2.32	4.72	0.91	1.61	1.41	6/24	---
940216LF	1-1/2"	1.61	1.49	4.96	2.60	4.72	1.06	1.89	2.08	2/8	---
940217LF	2"	2.125	1.96	5.86	3.27	6.38	1.26	2.40	3.62	1/4	---



POS	Components	Materials
1	Body	CW510L
2	End Connection	CW510L
3	Ball Seal	PTFE
4	Seal	CW510L
5	Stem	CW614N
6	Lower Stem	PTFE
7	O-Ring	NBR70sh
8	Upper Seal	PTFE
9	Brass Ring	CW614N
10	Nut	Steel
11	Handle	Steel P10



# PRESS BALL VALVE

## LEAD FREE VALVES

### LEAD FREE COPPER PRESS BALL VALVE

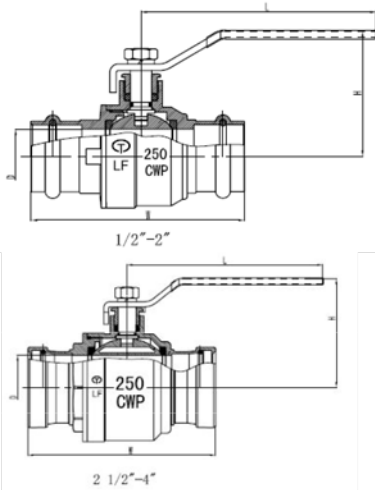
Midland Series "9404LF" 2-Piece, Full Port, Lead Free, Copper, Press Ball Valves are designed for use in flameless, copper press piping systems. Midland Copper Press Ball Valves feature a lead free brass body, adjustable packing gland and blowout proof stem with stem a single O-ring seal. Our press ball valves come with integral ASTM-B88 compliant press end connections that can be used with type K, L, M, hard copper tubing 1/2 in. – 4 in. Utilizing industry standard tools.

#### Midland Press Ball Valve Features

- Lead Free construction.
- Available Sizes: 1/2 in. – 4 in.
- Integral press end connections designed for hard and soft copper tubing
- ISO-9001
- 250 WOG - 250 CWP (2-1/2" - 4")
- Full Port Stainless Steel ball
- One O-Ring design
- Blow Out Proof Stem
- UPC & NSF-61 Compliant
- AB1953 & NSF-372 Compliant



Midland Copper Press Ball Valves are a heat-free method for joining copper tubes. Our press valve allows installers the confidence to know the joint is secure due to our leak-detection o-ring. During low pressure testing, if the joint is not pressed properly, the specialized o-ring will leak. This allows the installer to correct the press before the system is operational at higher pressures.



PART NAME	MATERIAL
Body	Lead Free Brass
Seat	PTFE
Ball	Stainless Steel
Stem O-Ring	NBR
Packing Nut	Brass
Stem	Brass (1/2"-2")
	Stainless Steel(2-1/2"-4")
Lock Nut	Ferrum /Zinc Plated
Lock Washer	Ferrum /Zinc Plated
Packing	PTFE
Handle	Ferrum /Chrome Plated
Cap	Lead Free Brass
Body O-Ring	NBR
Press O-Ring	EPDM

PART #	SIZE	D	L	H	W	CV	
940403LF	1/2"	0.591	3.46	1.81	3.15	18.55	---
940404LF	3/4"	0.748	4.29	2.09	3.60	29.76	---
940405LF	1"	0.984	4.29	2.25	3.92	51.55	---
940406LF	1-1/4"	1.259	5.63	2.52	4.41	84.42	---
940407LF	1 1/2"	1.574	5.63	2.74	5.35	131.93	---
940408LF	2 "	1.941	5.63	3.03	6.79	200.35	---
940409LF	2 1/2"	2.520	7.76	4.25	7.46	338.43	---
940410LF	3 "	2.874	8.19	4.58	8.17	445.44	---
940411LF	4"	3.839	9.25	5.49	9.88	783.88	---

**WARNING:** This product can expose you to chemicals, including lead, which are known to the State of California to cause cancer and birth defects or other reproductive harm. For more information, visit [www.P65Warnings.ca.gov](http://www.P65Warnings.ca.gov)



**PEX BALL VALVES - LEAD FREE**  
LEAD FREE VALVES

**C/E PEX & PEX BALL VALVES LEAD FREE**



CUPC, AB 1953, NSF/ANSI 61, NSF/ ANSI 372 (ANNEX G) NSF-14

- 400 WOG
- FORGED LEAD FREE BRASS BODY
- SS BALL

**UNION PEX VALVE**  
C/E PEX X C/E PEX



- Cold Expansion
- Conforms to ASTM F1960

PART #	SIZE	
945611LF	1/2"	---
945612LF	3/4"	---
945613LF	1"	---
945614LF	1-1/4"	---
945615LF	1 1/2"	---
945616LF	2 "	---

**PEX VALVE WITH DROP EAR AND DRAIN**  
C/E PEX X C/E PEX  
WITH DRAIN AND DROP EAR



- Cold Expansion
- Conforms to ASTM F1960

PART #	SIZE	
945621LF	1/2"	---
945622LF	3/4"	---
945623LF	1"	---

**MALE ADAPTER PEX VALVE**  
MALE PIPE X C/E PEX




- Cold Expansion
- Conforms to ASTM F1960
- Thread conforms to ANSI B1.20.1

PART #	SIZE	
945631LF	1/2"	---
945632LF	3/4"	---
945633LF	1"	---

- Dezincification resistant (D2B) Lead Free Brass material
- Cold expansion pex ends conform to ASTM F1960
- Blow out proof stem design

**PEX X PEX**  
PEX ENDS CONFORM TO ASTM F1807



- CSA

PART #	SIZE	
945601LF	1/2"	---
945602LF	3/4"	---
945603LF	1"	---
945604LF	1-1/4"	---
945605LF	1-1/2"	---
945606LF	2"	---

**W/TEE HANDLE**

PART #	SIZE	
945640LF	3/4"	---

**PEX DRAIN VALVE**



- Conforms to ASTM F1807

PART #	SIZE	
945650LF	1/2"	---
945651LF	3/4"	---
945652LF	1"	---

**PEX x FEMALE PIPE**



PART #	SIZE	LIST PRICE
973635LF	1/2"	
973636LF	3/4"	
973637LF	1"	

**WARNING:** This product can expose you to chemicals, including lead, which are known to the State of California to cause cancer and birth defects or other reproductive harm. For more information, visit [www.P65Warnings.ca.gov](http://www.P65Warnings.ca.gov)


LEAD FREE VALVES

**LEAD FREE VALVES**  
LEAD FREE VALVES

**LEAD FREE, FULL PORT BRASS BALL VALVES PUSH-FITTING END**

FEATURES

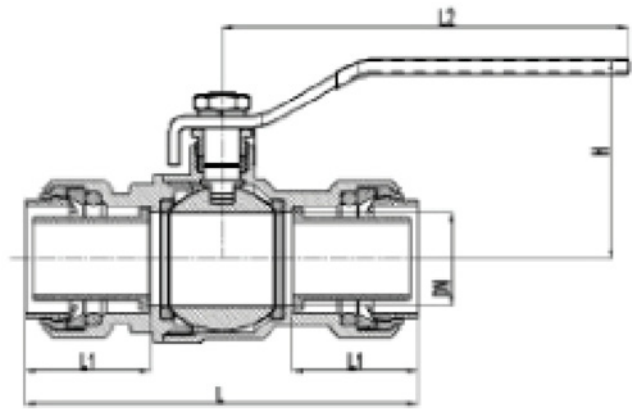
- dezincification resistant (DZR) Lead Free Brass Material
- Push-fiting conform ASSE 1061
- Forged Brass Body
- BLow Out Proof Stem Design
- Packing Nut & Packing On the Steam Seal
- Stainless Steel Ball
- Handle with Vinyl Grip
- 
- PERFORMANCE RATING
- 200 psi (CWP) 150 psi (WSP) Service
- Temperature Range: -20° F to 300° F



**PUSH FIT VALVES**

PART NO.	SIZE	DN	L	L1	L2	H	CV	WT(LBS.)	LIST
943750LF	1/2"	0.524	3.15	0.91	3.46	1.73	14.56		
943751LF	3/4"	0.748	3.55	1.10	3.46	1.89	29.76		
943752LF	1"	0.984	4.14	1.32	4.29	2.14	51.55		

PART NAME	MATERIAL
Body	Lead Free Brass
Seat	PTFE
Ball	Stainless Steel
Packing Nut	Brass
Stem	Brass
Lock Nut	Ferrum/Zinc Plated
Lock Washer	Ferrum/Zinc Plated
Packing	Ptfe
Handle	Ferrum/Chrome Plated
Cap	Lead Free Brass
O-Ring	EPDM
Seat Ring	POM
Gripper Ring	Stainless Steel
Push Ring	POM
Lock Ring	POM
Liner	PSF



**WARNING:** This product can expose you to chemicals, including lead, which are known to the State of California to cause cancer and birth defects or other reproductive harm. For more information, visit [www.P65Warnings.ca.gov](http://www.P65Warnings.ca.gov)



**LEAD FREE GATE/ CHECK/ Y VALVES  
LEAD FREE VALVES**

**BRASS GATE VALVE IPS**

- 200 WOG (Cold water, oil, gas)
- 125 WSP (Saturated Steam)
- Brass Forged body/bonList- stronger than sand castings.
- Superior quality and finish.
- Each valve individually tested.
- Threaded ends to ANSI B1.20.1, Solder ends to ANSI B16.18
- Non rising stem.
- Cast iron handle.
- NSF Approved



**BRASS GATE VALVE IPS**

PART#	SIZE	LIST PRICE
940130LF	1/4	---
940131LF	3/8	---
940132LF	1/2	---
940133LF	3/4	---
940134LF	1	---
940135LF	1-1/4	---
940136LF	1-1/2	---
940137LF	2	---
940138LF	2-1/2	---
940139LF	3	---
940140LF	4	---

**BRASS GATE VALVE C X C**




PART#	SIZE	LIST PRICE
940142LF	1/2"	---
940143LF	3/4"	---
940144LF	1"	---
940147LF	2"	---

**BRASS CHECK VALVE**

NO	Part	Material
1	Cap	C37700
2	Gasket	NBR
3	Spring	Stainless Steel
4	Positioning Seat	BRASS
5	Screw	BRASS
6	Body	C37700

- NSF Approved
- ANSI 61-4



**LEAD-FREE**

PART #	SIZE	LIST PRICE
944430LF	1/2	---
944431LF	3/4	---
944432LF	1	---
944433LF	1-1/4	---
944434LF	1-1/2	---
944435LF	2	---

**CAST BRASS SWING CHECK VALVE IPS  
SCREWED ENDS**

- Working pressure non-shock: 200 psi W.O.G. (cold water, oil, gas) 125 psi WSP (saturated steam)
- Swing type disc.
- Screwed Cap.
- Hard Seat.
- 90° Straight Pattern.
- Used to prevent reverse flow in commercial and industrial applications.
- Threaded ends to ANSI B1.20.1. Solder ends ANSI 61-8
- Integral seat.
- NSF Approved



PART #	SIZE	LIST PRICE
940352LF	1/2"	---
940353LF	3/4"	---
940354LF	1"	---
940355LF	1-1/4"	---
940356LF	1-1/2"	---
940357LF	2"	---
940358LF	2 1/2"	---
940359LF	3"	---
940360LF	4"	---

**C X C SWING CHECK VALVE**



PART #	SIZE	LIST PRICE
940362LF	1/2	---
940363LF	3/4	---
940364LF	1	---
940365LF	1-1/4	---
940366LF	1-1/2	---
940367LF	2	---

**CLASS 150 BRASS Y-PATTERN STRAINER**



**LEAD-FREE**

PART#	SIZE	LIST PRICE
940523LF	1/2"	---

**WARNING:** This product can expose you to chemicals, including lead, which are known to the State of California to cause cancer and birth defects or other reproductive harm. For more information, visit [www.P65Warnings.ca.gov](http://www.P65Warnings.ca.gov)

**LOW PRESSURE LF BRASS VALVES**  
LEAD FREE VALVES

LF BRASS FROST FREE SILLCOCK VALVES/ ANTI SIPHON



PART#	SIZE 1/2" MIP & 1/2" SWEAT X 3/4" MHT X	D	H	L	
942150LF	6"	2.20	8.64	3.07	
942151LF	8"	2.20	12.66	3.07	
942152LF	12"	2.20	16.71	3.07	

NO	PARTS	MATERIALS	QTY	WATER CONTACT
1	Bolt	Forged Brass	1	N
2	Name Plate	Aluminium	1	N
3	Handle	Aluminium	1	N
4	Bonnet	Brass Rod	1	N
5	Washer	Stainless Steel	1	N
6	Packing	Rubber (NBR)	1	Y
7	Washer	Stainless Steel	1	Y
8	Pipe	Brass (Copper)	1	Y
9	Stem	Brass Rod	1	Y
10	Spring	Stainless Steel	1	Y
11	O-Ring	Rubber (NBR)	1	Y
12	Spring Seat	Brass Rod	1	Y
13	Flapper	Rubber (NBR)	1	Y
14	Seat	Forged Brass	1	Y
15	Seat Pack- ing	Rubber (NBR)	1	Y
16	Screw	Forged Brass	1	Y
17	Body	Cast Brass	1	Y
18	Pipe	Brass (Copper)	1	Y
19	Nipple	Brass Rod	1	Y
20	Packing	Pom M90	1	N
21	Floating	Pom M90	1	Y
22	Floating Pk	Rubber (NBR)	1	Y
23	O-Ring	Rubber (NBR)	1	Y
24	Packing	Pom M90	1	Y
25	Cap	Brass Rod	1	Y

**WARNING:** This product can expose you to chemicals, including lead, which are known to the State of California to cause cancer and birth defects or other reproductive harm. For more information, visit [www.P65Warnings.ca.gov](http://www.P65Warnings.ca.gov)





# LOW PRESSURE LF BRASS VALVES

## LEAD FREE VALVES

### BRASS HOSE BIBB NO KINK VALVES HEAVY DUTY



NO	PARTS	MATERIALS	QTY	WATER CONTACT
1	Bolt	Hot Rolled	1	N
2	Handle	Zinc	1	N
3	Packing Nut	Brass Rod	1	N
4	Packing	Teflon Polyflon	1	Y
5	Bonnet	Brass Rod	1	Y
6	Packing	Nylon	1	Y
7	Stem	Brass Rod	1	Y
8	Seat Packing	Rubber (NBR)	1	Y
9	Screw	Forged Brass	1	Y
10	Body	Cast Brass	1	Y

PART#	NOMINAL SIZE	D	H	L	MIP	LIST
942110LF	1/2" MIP & 1/2" Sweat x 3/4" MHT	2.12	1.97	2.87	1/2"-14NPT	
942111LF	3/4" MIP x 3/4" MHT	2.12	1.97	2.97	3/4"-14NPT	

### BRASS HOSE BIBB NO KINK VALVES HEAVY DUTY



NO	PARTS	MATERIALS	QTY	WATER CONTACT
1	Bolt	Hot Rolled	1	N
2	Handle	Zinc	1	N
3	Packing Nut	Brass Rod	1	N
4	Packing	Teflon Polyflon	1	Y
5	Bonnet	Brass Rod	1	Y
6	Packing	Nylon	1	Y
7	Stem	Brass Rod	1	Y
8	Seat Packing	Rubber (NBR)	1	Y
9	Screw	Forged Brass	1	Y
10	Body	Cast Brass	1	Y

PART#	NOMINAL SIZE	D	H	L	MIP	LIST
942112LF	1/2" FIP x 3/4" MHT	2.12	1.97	2.87	1/2"-14NPT	
942113LF	3/4" FIP x 3/4" MHT	2.12	1.97	2.97	3/4"-14NPT	

### BRASS HOSE BIBB NO KINK VALVES HEAVY DUTY



NO	PARTS	MATERIALS	QTY	WATER CONTACT
1	Bolt	Hot Rolled	1	N
2	Handle	Zinc	1	N
3	Packing Nut	Brass Rod	1	N
4	Packing	Teflon Polyflon	1	Y
5	Bonnet	Brass Rod	1	Y
6	Packing	Nylon	1	Y
7	Stem	Brass Rod	1	Y
8	Seat Packing	Rubber (NBR)	1	Y
9	Screw	Forged Brass	1	Y
10	Body	Cast Brass	1	Y

PART#	NOMINAL SIZE	D	H	L	LIST
942123LF	3/4" FTG & 1/2" SWEAT x 3/4" MHT	2.12	1.97	2.87	

**WARNING:** This product can expose you to chemicals, including lead, which are known to the State of California to cause cancer and birth defects or other reproductive harm. For more information, visit [www.P65Warnings.ca.gov](http://www.P65Warnings.ca.gov)

LEAD FREE VALVES

**LOW PRESSURE LF BRASS VALVES**  
LEAD FREE VALVES

LEAD FREE VALVES

**LF BRASS BOILER DRAIN**



PART#	NOMINAL SIZE	D	H	L	FIP
942164LF	1/2" FIP x 3/4" MHT	2.08	3.35	1.46	1/2"-14NPT
942165LF	3/4" FIP x 3/4" MHT	2.08	3.35	1.46	3/4"-14NPT

NO	PARTS	MATERIALS	QTY	WATER CONTACT
1	Bolt	Hot Rolled	1	N
2	Name Plate	Aluminium	1	N
3	Handle	Zinc	1	N
4	Packing Nut	Brass Rod	1	N
5	Packing	Teflon Polyflon	1	Y
6	Bonnet	Brass Rod	1	Y
7	Packing	Nylon	1	Y
8	Stem	Brass Rod	1	Y
9	Seat Packing	Rubber (NBR)	1	Y
10	Screw	Forged Brass	1	Y
11	Body	Cast Brass	1	Y

**LF BOILER DRAIN**



PART#	NOMINAL SIZE	D	H	L	MIP
942162LF	1/2"MIP & 1/2" SWEAT X 3/4" MHT	2.08	3.50	1.46	1/2"-14NPT
942163LF	3/4" MIP x 3/4" MHT	2.08	3.58	1.46	3/4"-14NPT

NO	PARTS	MATERIALS	QTY	WATER CONTACT
1	Nut	Hot Rolled	1	N
2	Name Plate	Aluminium	1	N
3	Handle	Cast Iron	1	N
4	Packing Nut	Brass Rod	1	N
5	Packing	Rubber (NBR)	1	Y
6	Bonnet	Cast Brass	1	Y
7	Stem	Cast Brass	1	Y
8	Seat Packing	Rubber (NBR)	1	Y
9	Screw	Forged Brass	1	Y
10	Body	Cast Brass	1	Y

**LF BRASS BOILER DRAIN SPOUT- ANGLE**



PART#	NOMINAL SIZE	D	H	L	MIP
942134LF	1/2" MIP & 1/2" Sweat x 3/4" MHT	2.12	2.16	1.14	1/2"-14NPT
942135LF	3/4" MIP x 3/4" MHT	2.12	2.16	1.14	3/4"-14NPT

NO	PARTS	MATERIALS	QTY	WATER CONTACT
1	Nut	Hot Rolled	1	N
2	Name Plate	Aluminium	1	N
3	Handle	Cast Iron	1	N
4	Packing Nut	Brass Rod	1	N
5	Packing	Rubber (NBR)	1	Y
6	Bonnet	Cast Brass	1	Y
7	Stem	Cast Brass	1	Y
8	Seat Packing	Rubber (NBR)	1	Y
9	Screw	Forged Brass	1	Y
10	Body	Cast Brass	1	Y

**LF BRASS BOILER DRAIN SPOUT- ANGLE**



PART#	NOMINAL SIZE	D	H	L	FIP
942132LF	1/2" FIP X 3/4" MHT	2.12	2.16	1.14	1/2"-14NPT
942133LF	3/4" FIPT X 3/4" MHT	2.12	2.16	1.14	3/4"-14NPT

NO	PARTS	MATERIALS	QTY	WATER CONTACT
1	Bolt	Hot Rolled	1	N
2	Name Plate	Aluminium	1	N
3	Handle	Zinc	1	N
4	Packing Nut	Brass Rod	1	N
5	Packing	Teflon Polyflon	1	Y
6	Bonnet	Brass Rod	1	Y
7	Packing	Nylon	1	Y
8	Stem	Brass Rod	1	Y
9	Seat Packing	Rubber (NBR)	1	Y
10	Screw	Forged Brass	1	Y
11	Body	Cast Brass	1	Y

**WARNING:** This product can expose you to chemicals, including lead, which are known to the State of California to cause cancer and birth defects or other reproductive harm. For more information, visit [www.P65Warnings.ca.gov](http://www.P65Warnings.ca.gov)



# LOW PRESSURE LF BRASS VALVES

## LEAD FREE VALVES

### LF SILLCOCK VALVE WITH PEX CONNECTIONS



NO	PARTS	MATERIALS	QTY	WATER CONTACT
1	Nut	Hot Rolled	1	N
2	Name Plate	Aluminium	1	N
3	Handle	Cast Iron	1	N
4	Packing Nut	Brass Rod	1	N
5	Packing	Rubber (NBR)	1	Y
6	Bonnet	Cast Brass	1	Y
7	Stem	Cast Brass	1	Y
8	Seat Packing	Rubber (NBR)	1	Y
9	Screw	Forged Brass	1	Y
10	Body	Cast Brass	1	Y

PART#	NOMINAL SIZE	B	C	D	H	L
942142LF	1/2" PEX F1807 x 3/4" MHT	2.58	0.22	2.09	2.40	2.34
942143LF	3/4" PEX F1807 x 3/4" MHT	2.58	0.22	2.09	2.40	2.40

### LF SILLCOCK VALVE WITH PEX CONNECTIONS (COLD EXPANSION)



NO	PARTS	MATERIALS	QTY	WATER CONTACT
1	Nut	Hot Rolled	1	N
2	Name Plate	Aluminium	1	N
3	Handle	Cast Iron	1	N
4	Packing Nut	Brass Rod	1	N
5	Packing	Rubber (NBR)	1	Y
6	Bonnet	Cast Brass	1	Y
7	Stem	Cast Brass	1	Y
8	Seat Packing	Rubber (NBR)	1	Y
9	Screw	Forged Brass	1	Y
10	Body	Cast Brass	1	Y

PART#	NOMINAL SIZE	B	C	D	H	L
942144LF	1/2" PEX F1960 x 3/4" MHT	2.58	0.22	2.08	2.40	2.34
942145LF	3/4" PEX F1960 x 3/4" MHT	2.58	0.22	2.08	2.40	2.40

### VACUUM BREAKER



- Male hose and female hose threads can be broken off for permanent attachment
- Set screw
- Vandal proof
- Rough brass construction
- Prevents back-siphonage on hoses to prevent potable water from getting contaminated
- Certified under ASSE Std. 1011
- UPC
- CSA


PART #	SIZE	LIST PRICE
947055LF	3/4" x 3/4"	---

**WARNING:** This product can expose you to chemicals, including lead, which are known to the State of California to cause cancer and birth defects or other reproductive harm. For more information, visit [www.P65Warnings.ca.gov](http://www.P65Warnings.ca.gov)

LEAD FREE VALVES

**VALVES**

VALVES

**VALVES****VALVES****Forged Brass**

Full Port Ball  
 Locking Handle  
 Butterfly Handle  
 N/P Ball Valve  
 Italian Ball Valve  
 M X F Ball Valve  
 Spring Handle Ball Valve  
 Right Angle Ball valve  
 Wye, 3-Way Ball Valve  
 Safety Exhaust Ball Valve  
 Gas Valves  
 Mini Ball Valves  
 3-Way Valves  
 MISC  
 Gate Valves  
 Y Strainer  
 Check Valves

**Stainless Steel Valves**

Ball Valves  
 SS Mini Ball Valve  
 Check Valves  
 Y-strainer, Globe, Gate

**Carbon Steel Valves**

Ball Valves  
 Check Valves

**Ductile Iron**

Butterfly  
 Check  
 Gate  
 Ductile Iron Valves  
 Vertical Post Indicator

**BALL VALVE PRIVATE LABEL PROGRAM**

Midland will put your company name and logo on our ball valve handle for FREE. Simply place a minimum blanket order of 10 cases per size and Midland will stock them under a special part # for your access only. Please allow 90-120 days for delivery on the first shipment only: Then have them delivered as you need them!

**WARNING:** This product can expose you to chemicals, including lead, which are known to the State of California to cause cancer and birth defects or other reproductive harm. For more information, visit [www.P65Warnings.ca.gov](http://www.P65Warnings.ca.gov)

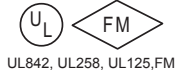


# FORGED BRASS BALL VALVE

VALVES

# FORGED BRASS BALL VALVE

• BRASS • 600WOG • FULL PORT



ISO 9002 Manufacturer  
FEATURES


Made in China

1/4"-2" 600 PSI non-shock cold water, gas,  
oil - 150 PSI saturated steam

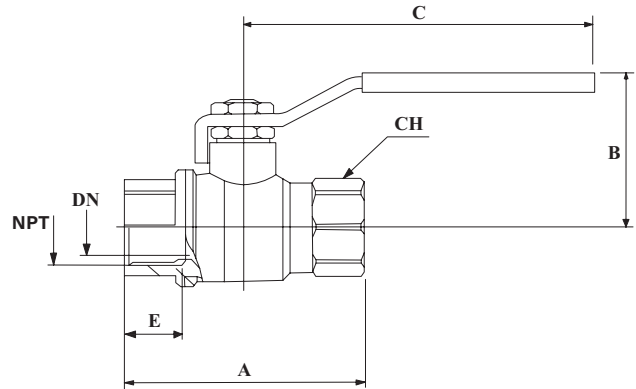
2-1/2"- 4" 400 PSI non-shock cold water,  
gas, oil

- Suitable for full range of liquids and gases
- Minimal pressure drop due to large full size ports
- Bottom loaded, pressure retaining stem
- Pressure rated for 1/4"-2" at 600psi (42 bars) and 2-1/2"-4" at 400 psi WOG (non-shock) and 150 WSP (10.34 bars) saturated steam. Virgin PTFE stem packing seal, thrust washer and seats
- Yellow vinyl insulator on heavy duty plated carbon steel handles
- Fast 1/4 turn open or close operation
- Not Lead Free
- Good for gasoline and diesel
- Low operating torque

- Adjustable stem packing gland
- Maximum operating temperature: 302°F (150° C)
- Minimum operating temperature: -22°F (-30°C)
- Each valve individually tested
- Forged Brass - for more strength
- Threaded ends to ANSI B1.20.1
- Hard chromium plated solid ball
- Bottom entry, blow-out proof stem
- Deeper threads - for better connections



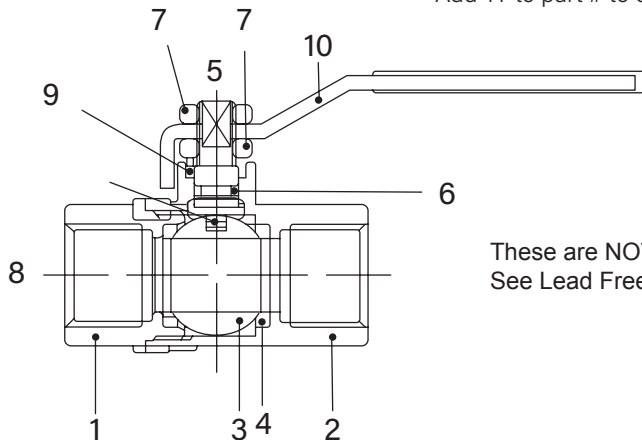
• Generic Handles



PART#	SIZE		DIMENSION INCHES					WEIGHT	BOX/CASE	LIST PRICE
	NPT	DN	A	B	C	E	CH			
940171	1/4"	0.39	1.75	1.92	3.54	0.46	0.78	0.34	70/140	---
940172	3/8"	0.41	1.75	1.92	3.54	0.46	0.78	0.30	70/140	---
940173	1/2"	0.58	2.05	2.08	3.54	0.52	0.98	0.44	50/100	---
940174	3/4"	0.75	2.36	2.30	3.78	0.56	1.20	0.67	30/60	---
940175	1"	0.94	2.75	2.68	4.52	0.66	1.50	1.05	20/40	---
940176	1-1/4"	1.26	3.30	3.14	4.52	0.70	1.82	1.50	12/24	---
940177	1-1/2"	1.57	3.66	3.61	5.51	0.72	2.09	2.30	9/18	---
940178	2"	1.97	4.18	3.68	5.51	0.74	2.62	3.38	6/12	---
940179*	2-1/2"	2.52	5.38	4.76	8.66	1.01	3.36	7.61	3/6	---
940180*	3"	2.95	6.04	5.08	8.66	1.11	3.86	11.10	2/4	---
940181*	4"	3.89	7.38	5.86	9.00	1.22	4.89	12.12	1/2	---

\* 400 PSI

\* Add 'H' to part # to order handles \*



These are NOT Lead Free  
See Lead Free SWT Valves

POS	COMPONENTS	MATERIALS	N
1	Body	Forged Brass	1
2	End Connection	Forged Brass	1
3	Ball	CP Brass	1
4	Ball Seat	P.T.F.E.	2
5	Stem	Brass	1
6	Gland	Brass	1
7	Nut	Steel	1
8	Spring Inseat	Steel	1
9	Stem Seal	P.T.F.E.	1
10	Handle	Steel	1

WARNING: This product can expose you to chemicals, including lead, which are known to the State of California to cause cancer and birth defects or other reproductive harm. For more information, visit www.P65Warnings.ca.gov



**BUTTERFLY HANDLE BALL VALVE**

VALVES

**LOCKING HANDLE BALL VALVE**

• BRASS • 600WOG • FULL PORT



See specs on previous page

• Generic Handles

PART#	SIZE	DIMENSION INCHES						WEIGHT	BOX/CASE	LIST PRICE
	NPT	DN	A	B	C	E	CH			
940171L	1/4"	0.31	1.73	1.84	3.15	0.49	0.71	0.39	70/140	---
940172L	3/8"	0.39	1.81	1.88	3.86	0.49	0.79	0.35	70/140	---
940173L	1/2"	0.58	2.23	2.09	3.43	0.61	0.98	0.49	50/100	---
940174L	3/4"	0.75	2.48	2.24	3.62	0.62	1.20	0.78	30/60	---
940175L	1"	0.94	2.95	2.67	4.42	0.73	1.50	1.18	20/40	---
940176L	1-1/4"	1.26	3.42	3.05	4.73	0.77	1.81	1.76	12/24	---
940177L	1-1/2"	1.57	3.78	3.51	5.18	0.78	2.09	2.53	9/18	---
940178L	2"	1.97	4.18	3.84	5.24	0.75	2.60	3.53	6/12	---

**BUTTERFLY HANDLE BALL VALVE**

• BRASS • 600WOG • FULL PORT



See specs on previous page

PART#	SIZE	A	B	C	D	E	WEIGHT	BOX/CASE	LIST PRICE
	NPT								
940171T	1/4"	1.75	1.488	1.831	0.315	0.457	0.342	70/140	---
940172T	3/8"	1.756	1.488	1.831	0.394	0.457	0.31	70/140	---
940173T	1/2"	2.047	1.756	2.394	0.583	0.520	0.44	50/100	---
940174T	3/4"	2.362	1.921	2.394	0.748	0.563	0.68	30/60	---

• Not Lead Free AB1953 Compliant



# ITALIAN BALL VALVE

VALVES

# ITALIAN BALL VALVE

• BRASS • 600WOG • FULL PORT




ISO 9002 Manufacturer  
FEATURES

CSA AGA 3.88 5 PSIG IAMPO IGC 157 - 2004b

- **SOLID CHROME PLATED BRASS BALL**
- Suitable for full range of liquids and gases
- Minimal pressure drop due to large full size ports
- Bottom loaded, pressure retaining stem
- Pressure rated at 600psi (42 bars) WOG (non-shock) and 150 WSP (10.34 bars) saturated steam. Virgin TFE stem packing seal, thrust washer and seats.
- Yellow vinyl insulator on heavy duty plated carbon steel handles.
- Fast 1/4 turn open or close operation
- Low operating torque
- Flow can go both directions
- Generic Handles
- **Adjustable stem packing gland**
- Maximum operating temperature: 248°F (120° C)

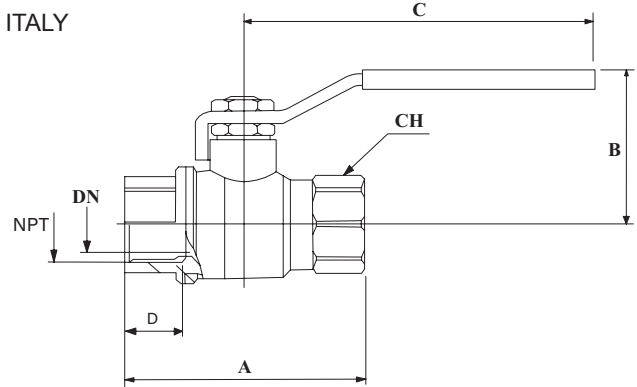
- at 600 PSI
- Minimum operating temperature: -20°F (-40°C)
- Each valve individually tested
- Forged Brass - for more strength
- Threaded ends to ANSI B1.20.1
- Hard chromium plated solid ball
- Bottom entry, blow-out proof stem
- Deeper threads - for better connections

• REVERSIBLE HANDLES

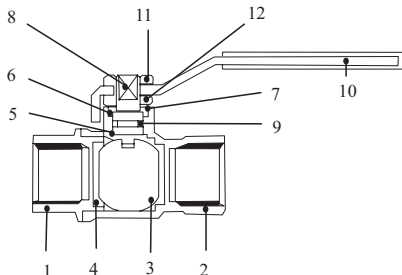


Female x Female

MADE IN ITALY



PART#	SIZE		DIMENSION INCHES					WEIGHT	BOX/CASE	LIST PRICE
	NPT	DN	A	B	C	D	CH			
943200	1/4"	.39	1.96	1.53	3.31	.43	.75	0.36	24/96	---
943201	3/8"	.39	1.96	1.53	3.31	.43	.86	0.40	24/96	---
943202	1/2"	.57	2.09	1.57	3.25	.46	.98	0.44	20/80	---
943203	3/4"	.75	2.28	1.77	3.80	.49	1.22	0.57	14/56	---
943204	1"	.94	2.80	2.03	3.80	.59	1.50	0.89	6/24	---
943205	1-1/4"	1.24	3.50	2.32	4.72	0.72	1.85	1.64	4/16	---
943206	1-1/2"	1.49	3.90	3.02	6.38	0.85	2.13	2.78	2/8	---
943207	2"	1.96	4.07	3.27	6.38	.65	2.64	3.21	2/8	---
942208	2-1/2"	2.48	5.80	4.98	7.54	1.06	3.31	6.97	5	---
942209	3"	2.99	6.85	5.63	8.86	1.14	3.89	10.34	3	---
942210	4"	3.54	7.67	6.04	8.86	1.22	4.80	18.77	1	---



POS	COMPONENTS	MATERIALS	N
1	Body	Forged Brass	1
2	End Connection	Forged Brass	1
3	Ball	CP Brass	1
4	Ball Stems	P.T.F.E.	2
5	Stem Antif. Seat	P.T.F.E.	1
6	Stem Seat	P.T.F.E.	1
7	Brass Ring	Brass	1
8	Stem	Brass	1
9	O-Ring	NBR 80	1
10	Handle	Steel	1
11	Nut	Steel	1
12	Nut	Brass	1

WARNING: This product can expose you to chemicals, including lead, which are known to the State of California to cause cancer and birth defects or other reproductive harm. For more information, visit www.P65Warnings.ca.gov

# MALE X FEMALE BRASS BALL VALVE

VALVES


# MALE X FEMALE BRASS BALL VALVE

• 600WOG • FULL PORT



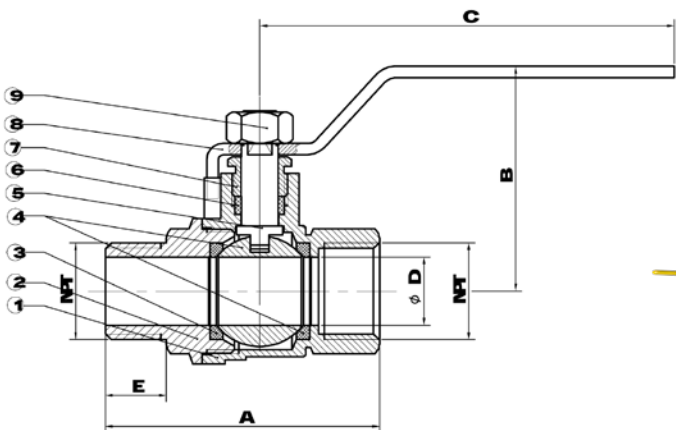
UL842, UL258

- Solid chrome plated brass ball
- Suitable for full range of liquids and gases.
- Minimal pressure drop due to large full size ports.
- Bottom loaded, pressure retaining stem.
- Pressure rated at 600psi (42 bars) WOG ( non-shock) and 150psi (10.34 bars) saturated steam. Virgin TFE stem packing seal, thrust washer and seats.
- Yellow vinyl insulator on heavy duty plated carbon steel handles.
- Fast 1/4 turn open or close operation.
- Flow both directions.
- Low operating torque.
- Adjustable stem packing gland.
- Generic Handles
- Maximum operating temperature: 248°F (120°C)
- Minimum operating temperature: -20°F (-40°C)
- Each valve individually tested.
- Forged Brass - for more strength.
- Threaded ends to ANSI B1.20.1
- Hard chromium plated solid ball
- Bottom entry, blow-out proof stem.
- Made in China



• Not Lead Free

PART#	SIZE	NPT	A	B	C	D	E	WEIGHT	BOX/CASE	LIST PRICE
948170	1/4"	1/4 - 18	2.016	1.689	2.756	0.315	0.457	0.29	70/140	---
948171	3/8"	3/8 - 18	2.094	1.89	3.543	0.394	0.457	0.33	70/140	---
948172	1/2"	1/2 - 14	2.343	2.05	3.543	0.583	0.520	0.47	50/100	---
948173	3/4"	3/4 - 14	2.618	2.20	3.780	0.748	0.563	0.68	30/60	---
948174	1"	1 - 11.5	3.000	2.579	4.528	0.945	0.630	1.11	20/40	---
948175	1-1/4"	1-1/4 - 11.5	3.563	2.953	4.528	1.260	0.709	1.70	12/24	---
948176	1-1/2"	1-1/2 - 11.5	3.965	3.346	5.512	1.575	0.717	2.50	9/18	---
948177	2"	2 - 11.5	4.496	3.681	5.512	1.969	0.748	3.57	6/12	---



POS	COMPONENTS	MATERIALS
1	Body	C37700
2	End Cap	CS7700
3	Ball Seat	PTFE
4	Ball	CS7700
5	Stem	CS7700
6	Stem Reducing	PTFE
7	Reducing Nut	CS7700
8	Lever Handle	1008
9	Stem Nut	A570 Gr.A



Locking Handle option



Tee handle option

# ITALIAN MALE X FEMALE BALL VALVE

VALVES

# ITALIAN MALE X FEMALE BALL VALVE

• BRASS • 600WOG • FULL PORT

Gas Approved



CSA AGA 3.88 5 PSIG




UL842, UL258, UL125, FM

Made in Italy

ISO 9002 Manufacturer  
FEATURES

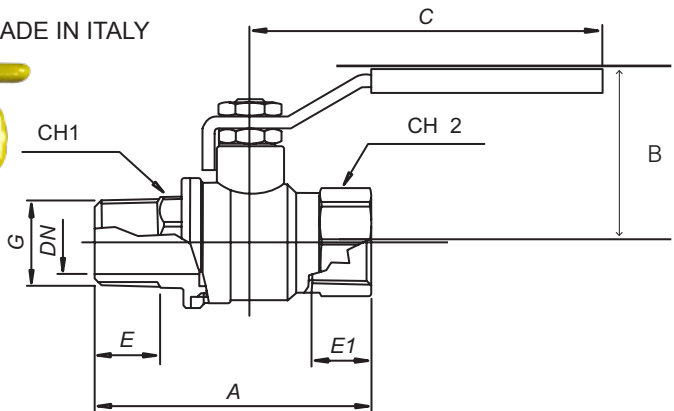
- Solid chrome plated brass ball
- Suitable for full range of liquids and gases.
- Minimal pressure drop due to large full size ports.
- Bottom loaded, pressure retaining stem.
- Pressure rated at 600psi (42 bars) WOG ( non-shock) and 150psi (10.34 bars) saturated steam. Virgin TFE stem packing seal, thrust washer and seats.
- Yellow vinyl insulator on heavy duty plated carbon steel handles.
- Fast 1/4 turn open or close operation.
- Generic Handles
- Flow both directions.

- Low operating torque.
- Adjustable stem packing gland.
- Maximum operating temperature: 248°F (120°C) at 600 p.s.i
- Minimum operating temperature: -20°F (-40°C)
- KV: Pressure drop m<sup>3</sup>/h.
- Each valve individually tested.
- Forged Brass - for more strength.
- Threaded ends to ANSI B1.20.1
- Hard chromium plated solid ball
- Bottom entry, blow-out proof stem.
- Deeper threads - for better connections.

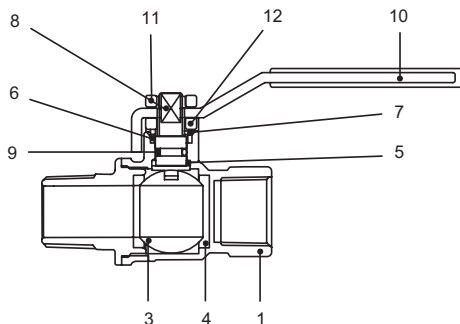


MIP x FIP

MADE IN ITALY



PART#	SIZE	DN	A	B	C	E	E1	CH1	CH2	WEIGHT	BOX/CASE	LIST PRICE
948101	1/4"	.39	2.18	1.53	3.28	.39	.43	.55	.75	0.35	24/96	---
948102	3/8"	.39	2.20	1.53	3.28	.43	.43	.71	.86	0.35	24/96	---
948103	1/2"	.57	2.54	1.57	3.28	.62	.46	.87	.98	0.42	14/56	---
948104	3/4"	.75	2.75	1.77	3.80	.55	.49	1.12	1.22	0.68	12/48	---
948105	1"	.94	3.23	2.03	3.80	.69	.59	1.34	1.50	0.95	6 /24	---
948106	1-1/4"	1.24	3.86	2.32	4.63	.81	.79	1.69	1.90	1.66	4/16	---
948107	1-1/2"	1.49	4.20	2.98	6.28	.85	.64	2.15	2.13	2.83	2/8	---
948108	2"	1.96	4.90	3.27	6.38	.90	.75	2.40	2.64	4.22	1/4	---



POS	COMPONENTS	MATERIALS	N
1	Body	CW617N Forged Brass	1
2	End Connection	CW617N Forged Brass	1
3	Ball	CW617N CP Brass	1
4	Ball Stems	P.T.F.E.	2
5	Stem Antif. Seat	P.T.F.E.	1
6	Stem Seat	P.T.F.E.	1
7	Brass Ring	CW617N Brass	1
8	Stem	CW617N Brass	1
9	O-Ring	NBR 80	1
10	Handle	UNI EN 10025 Steel	1
11	Nut	UN 5771 Steel	1
12	Nut	CW617N Brass	1

• Not Lead Free

WARNING: This product can expose you to chemicals, including lead, which are known to the State of California to cause cancer and birth defects or other reproductive harm. For more information, visit www.P65Warnings.ca.gov

**TEE HANDLE BALL VALVE - MXF**

VALVES

**TEE HANDLE BALL VALVE  
MALE X FEMALE**


UL842, UL258

**Features**

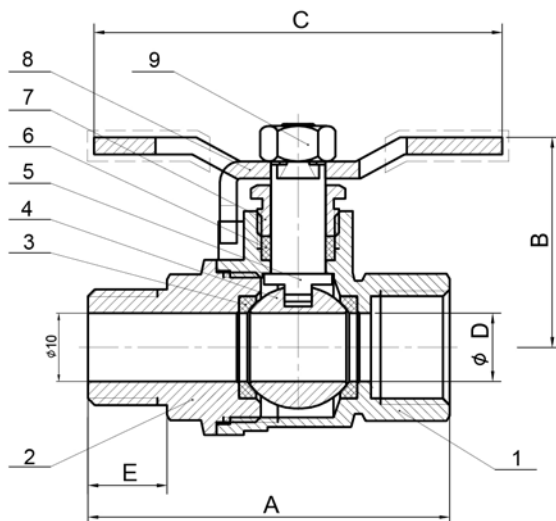
- Thread conform ANSI B1.20.1
- Forged brass body
- Blow out proof stem design
- Packing nut, O-Ring and packing on the stem seal
- Chrome Plated Brass Ball
- Handle with vinyl grip

**Performance rating**

- 600 PSI (WOG) 150 PSI (WSP) Service
- Temperature range: -20° F to 300° F
- Made in China
- Not lead free



PART#	SIZE	DIMENSION INCHES					WEIGHT	BOX/CASE	LIST PRICE
	NPT	A	B	C	D	E			
948171T	3/8"	2.094	1.213	2.67	0.394	0.457	0.33	70/140	---
948172T	1/2"	2.343	1.61	3.12	0.583	0.520	0.49	50/100	---
948173T	3/4"	2.618	1.26	3.12	0.748	0.563	0.66	30/60	---
948174T	1"	3.000	1.921	3.701	0.945	0.630	1.06	20/40	---



ITEM	PART	MATERIALS
1	Body	Brass
2	End Cap	Brass
3	Ball Seat	PTFE
4	Ball	C/P Brass
5	Stem	Brass
6	Stem Packing	PTFE
7	Packing Nut	Brass
8	T-Handle	Nickel plating steel
9	Stem Nut	Brass plating steel

**WARNING:** This product can expose you to chemicals, including lead, which are known to the State of California to cause cancer and birth defects or other reproductive harm. For more information, visit [www.P65Warnings.ca.gov](http://www.P65Warnings.ca.gov)



# LOCKING HANDLE BALL VALVES - FEMALE X MALE

VALVES



UL842, UL258

## Features

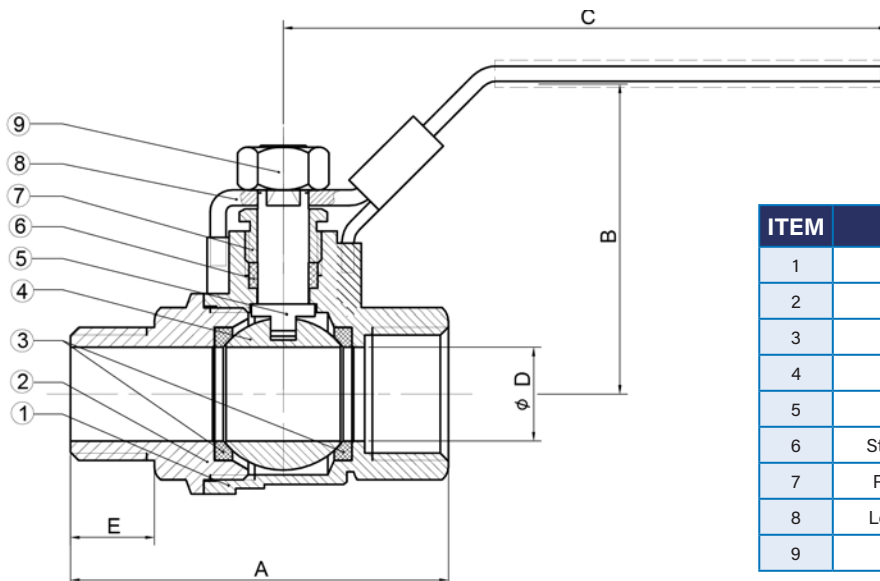
- Thread conform ANSI B1.20.1
- Forged brass body
- Blow out proof stem design
- Packing nut, O-Ring and packing on the stem seal
- Chrome Plated Brass ball
- Handle with vinyl grip

## Performance rating

- 600 PSI (WOG) 150 PSI (WSP) Service
- Temperature range: -20° F to 300° F
- Made in China
- Not lead free



PART#	SIZE	DIMENSION INCHES					WEIGHT	BOX/CASE	LIST PRICE
	NPT	A	B	C	D	E			
948170L	1/4"	2.016	1.732	3.543	0.315	0.457	0.32	70/140	---
948171L	3/8"	2.094	1.732	3.543	0.394	0.457	0.37	70/140	---
948172L	1/2"	2.343	1.941	3.543	0.583	0.520	0.50	50/100	---
948173L	3/4"	2.618	2.106	3.78	0.748	0.563	0.77	30/60	---
948174L	1"	3.000	2.579	4.528	0.945	0.630	1.21	20/40	---
948175L	1-1/4"	3.563	2.961	4.528	1.260	0.709	1.74	12/24	---
948176L	1-1/2"	3.965	3.366	5.36	1.575	0.717	2.58	9/18	---
948177L	2"	4.496	3.701	5.36	1.969	0.748	3.73	6/12	---



ITEM	PART	MATERIALS
1	Body	Brass
2	End Cap	Brass
3	Ball Seat	PTFE
4	Ball	C/P Brass
5	Stem	Brass
6	Stem Packing	PTFE
7	Packing Nut	Brass
8	Lever Handle	Nickel plating steel
9	Stem Nut	Brass plating steel

WARNING: This product can expose you to chemicals, including lead, which are known to the State of California to cause cancer and birth defects or other reproductive harm. For more information, visit www.P65Warnings.ca.gov



**SPRING HANDLE/ RIGHT ANGLE****VALVES****BRASS SPRING HANDLE BALL VALVE**

Working pressure:600 PSI for brass

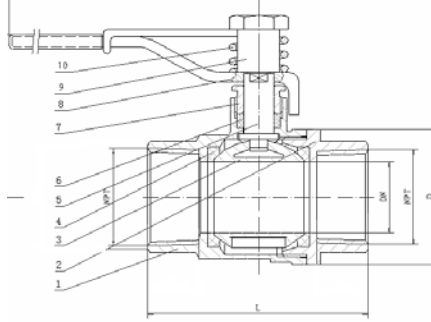
Temperature Range:-40°F to 365°F( -40°C to +185°C)

Material:Brass

Spring Lever Handle w/Vinyl Grip

Made in China

Not lead free



PART #	PART NAME	MATERIAL
1	Body	Brass
2	Bonnet	Brass
3	Ball	Brass
4	Sealing Seat	PTFE
5	Stem	Stainless Steel
6	Packing Ring	PTFE
7	Gland	Brass
8	Handle	Stainless Steel
9	Bolt	Brass
10	Spring	Stainless Steel

PART#	SIZE	L	D	DN	H	L3	WTG	BOX/CASE	LIST PRICE
947103	1/2"	2.19	1.24	0.59	1.83	4.24	0.54	10/80	---
947104	3/4"	2.38	1.5	0.75	2.19	4.24	0.72	5/40	---
947105	1"	3.23	1.91	0.98	2.49	4.71	1.32	5/30	---

**RIGHT ANGLE BRASS BALL VALVE**

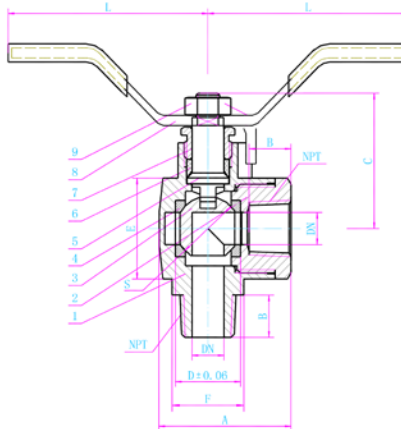

Working pressure: 250PSI

Temperature Range -40° to 400°F( -40 °C to +205 °C)

With lever Handle Polytetrafluoroethylene seats 2-pc,full port Heavy Duty forged Body Steel Handle

w/Vinyl GripMade in China

Not lead free



PART #	PART NAME	MATERIAL
1	Body	Brass
2	Cap	Brass
3	Ball	Brass
4	Seat	PTFE
5	Stem	Brass
6	Stuffing	PTFE
7	Packing Nut	Brass
8	Handle	Steel
9	Nut	Brass

PART #	SIZE	A	B	C	D	S	DN	L	E	F	WTG	BOX/CASE	LIST PRICE
947111	1/4	1.59	0.41	1.40	0.64	0.63	0.32	2.60	0.98	0.65	0.34	12/120	---
947112	3/8	1.59	0.41	1.40	0.73	0.71	0.39	2.60	0.98	0.65	0.36	12/120	---
947113	1/2	1.73	0.55	1.40	0.79	0.87	0.55	2.60	1.08	0.83	0.47	10/80	---

WARNING: This product can expose you to chemicals, including lead, which are known to the State of California to cause cancer and birth defects or other reproductive harm. For more information, visit [www.P65Warnings.ca.gov](http://www.P65Warnings.ca.gov)



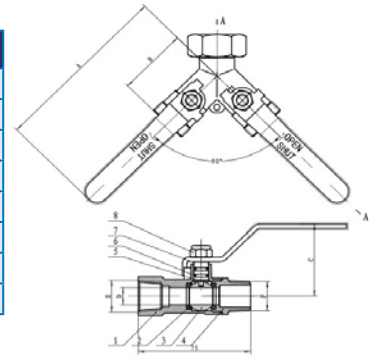
# 3 WAY AND SAFETY EXHAUST BALL VALVES

## VALVES

### 3-WAY WYE BRASS BALL VALVE, VENTED AND UNVENTED

- Max. pressure: W.O.G. (water, oil, inert gas)  
Unvented Valve: 600psi@70°F  
Vented Valve: 250psi@70°F  
W.S.P. (working steam pressure)  
Unvented Valve: 150psi@365°F  
Vented Valve: Not related
- Vacuum Rating: 29"Hg
- Temperature Range: -40° to 365°F
- Ports: Full

PART#	PART NAME	MATERIAL
1	Body	Brass Nickel Plated
2	Seat	PTFE
3	Ball	Brass, Cr. Plated
4	Cap	Brass Nickel Plated
5	Stem	Brass
6	O-Ring	Fluoroelastomer
7	Handle	Stainless Steel
8	Nut	Steel



Designed for the portable air compressor industry, these valves control the flow of water,

oil, and inert gases in two directions and are great for mixing and diverting. They have a single female inlet and two male outlets with two ball valves. Valves are Brass Nickel Plated and have chrome-plated brass balls, brass blow-out proof stems, PTFE seats and seals, and steel lever handles with vinyl grips. Vented valves have a drilled hole on the two valve balls and body that vents compressed air in the line when the valve is closed. Connections: 1" NPT female inlet and 3/4" NPT male outlet. • Made in China • Not lead free



NON-VENTED



VENTED


NOW WITH STAINLESS STEEL HANDLES

PART #	BALL	E	F	A	B	C	D	G	WTG	BOX/CASE	LIST PRICE
947125	Non-vented	1" Female	3/4" Male	5.18"	2.5"	2.05"	0.59"	90°	1.43	2/24	---
947126	Vented								1.48	2/24	---

### EXHAUST VALVES AUTOMATIC DRAIN & LATCH LOCK HANDLE

Full port hot forged brass ball valve, blow-out proof stem, downstream automatic vent with lockable handle in compliance with OSHA requirements.

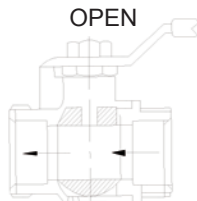
- Maximum working pressure: 200 PSI (CWP).
- Temperature rating: +15°F through +210°F.
- Made in Italy
- Not lead free



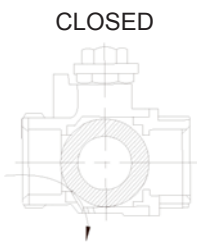
- w/ 10/32 UNP tap for drain.
- on all sizes

PART#	SIZE	LIST PRICE
948131	1/4"	---
948132	3/8"	---
948133	1/2"	---
948134	3/4"	---
948135	1"	---

Valve - closed and draining occurs. Upstream seat prevents air flow. Downstream system is vented to atmosphere.



Valve - open position. Drain vent shut off.

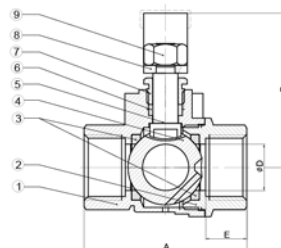


### SAFETY EXHAUST BALL VALVE

- Threaded - Two Piece Body - Full Port
- Blow-out Proof Stem - PTFE Seats
- To Exhaust and Downstream Air in the Closed Position w/ locking lever handle.
- Made in China
- Vented
- 400 PSI WOG
- Not lead free
- 150 SWP



PART #	SIZE	A	B	D	E	LIST PRICE
948141	1/4"	1.756	1.88	0.394	0.457	---
948142	3/8"	1.756	1.88	0.394	0.457	---
948143	1/2"	2.047	2.13	0.583	0.520	---
948144	3/4"	2.362	2.28	0.748	0.563	---



ITEM	PART	MATERIAL
1	Body	Brass
2	End Cap	Brass
3	Ball Seat	PTFE
4	Ball	Brass
5	Stem	Brass
6	Stem Packing	PTFE
7	Packing Nut	Brass
8	Lever Handle	Nickel Plating Steel
9	Stem Nut	Nickel Plating Steel

WARNING: This product can expose you to chemicals, including lead, which are known to the State of California to cause cancer and birth defects or other reproductive harm. For more information, visit www.P65Warnings.ca.gov

# GAS BALL VALVES

VALVES



# GAS BALL VALVES

Manual Valve  
LISTED  
Threaded NPT  
UL 842, UL 258, UL 125

CSA AGA 3.88 5 PSIG

ISO 9002 MANUFACTURER

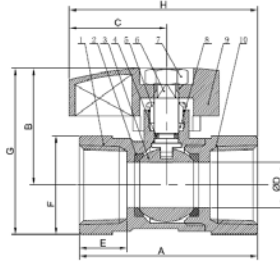
## FEATURES

- Material: C37700
- Forged brass, Regular port, Thread\*Flare Thread
- Thread ends in ANSI B1.20.1
- Working temperature: 0-65°(32-149°)
- Pressure :1/2PSI;5PSI;

- ASME B16.44/CR91; ANSI Z21.15/CSA9.1
- UL 125 For LP-Gas 125psig
- Made in China



**GAS BALL VALVE (2-PIECE)**  
FEMALE X FEMALE



10	BALL VALVE CAP	1	BRASS
9	HANDLE	1	AL-alloy
8	PACKING	1	PTFE
7	HANDLE NUT	1	PLATED STEEL
6	STEM	1	BRASS
5	PACKING NUT	1	BRASS
4	O-RING	1	NBR
3	BALL	1	BRASS
2	SEALING WASHER	2	PTFE
1	BALL VALVE BODY	1	BRASS
NO.	ITEM	TOTAL	MATERIAL


PART#	SIZE	WTG	BOX/CASE	LIST PRICE
943311	3/8"	0.35	10/100	---
943312	1/2"	0.44	10/100	---
943313	3/4"	0.62	10/100	---
943314	1"			---

SIZE	∅D	A	B	C	E	F	G	H
3/8"	0.394	1.752	1.437	1.28	0.472	0.945	1.909	2.146
1/2"	0.394	2.204	1.437	1.28	0.606	1.043	1.961	2.461
3/4"	0.591	2.362	1.535	1.28	0.626	1.299	2.815	2.476



**FLARE X FLARE**

PART#	SIZE	LIST PRICE
943342	3/8	---
943343	1/2	---
943345	5/8	---



**FLARE X MIP**

PART#	SIZE	LIST PRICE
943347	3/8 x 1/2	---
943348	1/2 x 1/2	---

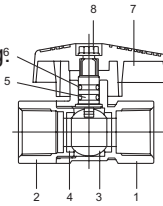


**FLARE X FIP**

PART#	SIZE	LIST PRICE
943331	3/8 x 1/2	---
943332	1/2 x 1/2	---
943351	5/8 x 3/4	---
943350	15/16 x 3/4	---

- For use with natural, manufactured, mixed liquified. petroleum and LP gas-air mixtures.
- Deeper thread connections. Smooth quarter-turn.
- Manufactured to ANSI Z21.15, C.G.A. 9.1-M81, 9.2-M88, 1/2 psig. 372 also to A.G.A.3-8, C.G.A. CR91-002, 2 psig.
- Solid chrome plated brass ball
- Bottom entry
- Blow out proof design.
- Double Fluoroelastomer o-rings stem seals
- Polytetrafluoroethylene seats for durability.
- Forged construction for greater strength.
- Larger ports for increased flow capacity.
- Red Reversible handle.
- May be used with water 400 WOG.

MADE IN ITALY



COMPONENTS	MATERIALS	
1	Body	Forged Brass
2	End Connection	Forged Brass
3	Ball	Forged Brass
4	Ball Seats	P.T.F.E.
5	Stem	Brass
6	O-Ring	NBR
7	Butterfly	Steel
8	Screw	UNI 5771 Steel

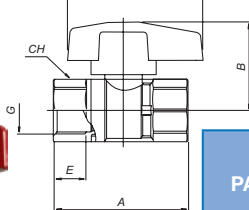



CSA AGA 3.88 5 PSIG

Manual Valve  
LISTED  
Threaded NPT  
UL 842, UL 258, UL 125

## GAS BALL VALVES

FEMALE X FEMALE



PART#	SIZE	DIMENSION INCHES							PN IN PSI	WTG	BOX/ CASE	LIST PRICE
		G	DN	A	B	C	E	CH				
943212	1/2"	.47	2.26	1.45	2.28	.55	.98	600	0.33	20/80	---	
943213	3/4"	.59	2.48	1.57	2.28	.57	1.22	600	0.45	14/56	---	

WARNING: This product can expose you to chemicals, including lead, which are known to the State of California to cause cancer and birth defects or other reproductive harm. For more information, visit www.P65Warnings.ca.gov



# CHROME PLATED BRASS MINI BALL VALVES

VALVES

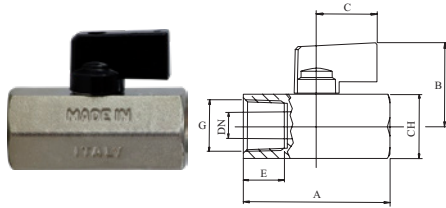
## ITALIAN CHROME PLATED BRASS MINI BALL VALVE

ISO 9002 Manufacturer

### FEATURES

- Solid chrome plated brass ball
- Max working pressure 235 psi will handle 300psi@75° F
- Longer body style for longer, deeper thread connections
- One piece drawn sand blasted chrome plated body.
- Each valve is seal tested for maximum safety.
- Double seal system allows valve to be operated in both directions making installation easier.
- Blowout-proof brass stem.
- NPT taper ANSI B1.20.1 threads.
- 32°F to +176°F temperature.
- 1/4 Turn Aluminium handle with mechanical stop.
- NSF Approved valves available upon request
- Not lead free

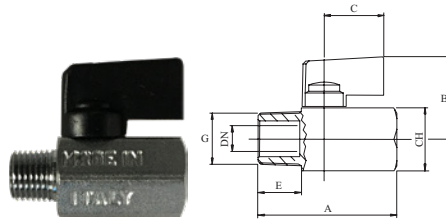
### FEMALE X FEMALE



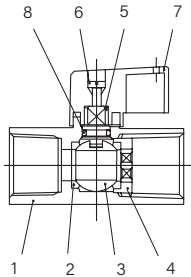
Made in Italy

PART#	SIZE		DIMENSION INCHES							BOX/ CASE	LIST PRICE
	G	DN	A	B	C	E	CH	WTG			
46922I	1/4"	0.31	1.81	1.17	0.9	0.51	0.83	0.24	50/200	---	
46923I	3/8"	0.31	1.85	1.17	0.9	0.51	0.83	0.22	50/200	---	
46924I	1/2"	0.39	2.18	1.26	0.9	0.61	0.98	0.32	30/120	---	

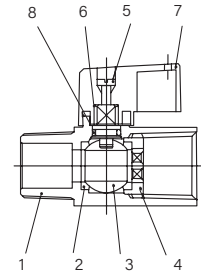
### MALE X FEMALE



PART#	SIZE		DIMENSION INCHES							BOX/ CASE	LIST PRICE
	G	DN	A	B	C	E	CH	WTG			
46903I	1/4"	0.31	1.75	1.17	0.9	.40	0.83	0.20	50/200	---	
46904I	3/8"	0.31	1.81	1.17	0.9	.41	0.83	0.20	50/200	---	
46905I	1/2"	0.39	2.14	1.26	0.9	.52	0.98	0.30	40/160	---	



POS	COMPONENTS	MATERIALS	N
1	Body	CW517N Forged Brass	1
2	Ball Seats	P.T.F.E	2
3	Ball	CW517N CP Brass	1
4	Ring Unit	CW614N Brass	1
5	Stem	CW614N Brass	1
6	Screw	UNI 5771 Steel	1
7	Handle	Aluminum	1
8	O-Ring	NBR 80	1



WARNING: This product can expose you to chemicals, including lead, which are known to the State of California to cause cancer and birth defects or other reproductive harm. For more information, visit www.P65Warnings.ca.gov

VALVES

# MINI BALL VALVES

## VALVES

### MINI BALL VALVES

- Chrome plated forged brass body
- Chrome plated brass ball
- NPT taper ANSI B1.20.1 threads\*
- 450 PSI working pressure
- At 212°F - 355 PSI
- At 356°F - 142 PSI
- 1/4 Turn Alumzinc handle
- Not lead free
- Made in China




#### FEMALE X FEMALE - FLAG HANDLE

PART #	SIZE	DIMENSIONS (IN)				WT LBS	BOX/ CASE	
		A	D(FLOW)	F	G			
46934	1/8	1.57	0.24	0.93	1.46	0.21	20/300	---
46935	1/4	1.57	0.31	0.93	1.46	0.20	20/300	---
46936	3/8	1.57	0.28	0.93	1.46	0.22	20/300	---
46937	1/2	1.77	0.35	0.93	1.56	0.24	20/200	---

### MINI BALL VALVES W/FLUOROELASTOMER SEALS

#### FEMALE X FEMALE - TEE HANDLE

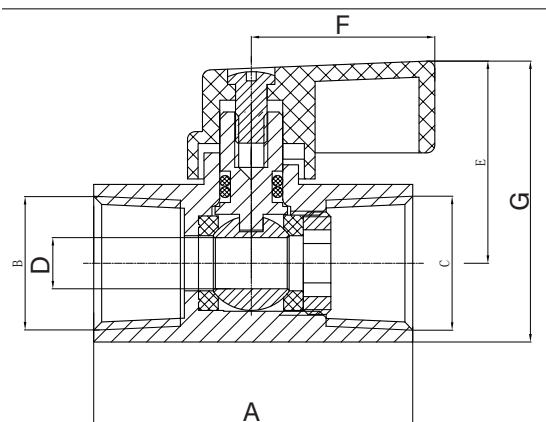


PART #	SIZE	DIMENSIONS (IN)				WT LBS	BOX/ CASE	
		A	D(FLOW)	HANDLE	G			
46934LT	1/8	1.60	0.24	1.34	1.43	0.21	20/300	---
46935LT	1/4	1.57	0.31	1.34	1.43	0.20	20/300	---
46936LT	3/8	1.60	0.28	1.34	1.43	0.22	20/300	---
46937LT	1/2	1.77	0.35	1.34	1.52	0.24	20/200	---

#### FEMALE X FEMALE - LEVER HANDLE



PART #	SIZE	DIMENSIONS (IN)				WT LBS	BOX/ CASE	
		A	D(FLOW)	F	G			
46934L	1/8	1.57	0.24	1.99	1.50	0.21	20/300	----
46935L	1/4	1.57	0.31	1.99	1.50	0.20	20/300	----
46936L	3/8	1.60	0.28	1.99	1.50	0.22	20/300	----
46937L	1/2	1.77	0.35	1.99	1.59	0.24	20/200	----



POS	COMPONENTS	MATERIALS	N
1	Body	CP Forged Brass	1
2	Ball Seats	P.T.F.E.	2
3	Ball	CP Brass	1
4	Ring Unit	Brass	1
5	Stern	Brass	1
6	O-Ring - flag handle	NBR 80	1
6	O-Ring - all others	Fluoroelastomer	1
7	Handle	Alumzinc	1
8	Screw	Steel	1

WARNING: This product can expose you to chemicals, including lead, which are known to the State of California to cause cancer and birth defects or other reproductive harm. For more information, visit [www.P65Warnings.ca.gov](http://www.P65Warnings.ca.gov)



# MINI BALL VALVES

## VALVES

### MINI BALL VALVES

- Chrome plated forged brass body
- Chrome plated brass ball
- NPT taper ANSI B1.20.1 threads\*
- 450 PSI working pressure
- At 212°F - 355 PSI
- At 356°F - 142 PSI
- 1/4 Turn Alumzinc handle
- Not lead free
- Made in China



#### MALE X FEMALE - FLAG HANDLE

PART #	SIZE	DIMENSIONS (IN)				WT LBS	BOX/ CASE	
		A	D(FLOW)	F	G			
46930	1/8	1.57	0.24	0.93	1.46	0.17	20/300	---
46931	1/4	1.57	0.31	0.93	1.46	0.15	20/300	---
46932	3/8	1.57	0.28	0.93	1.46	0.21	20/300	---
46933	1/2	1.77	0.35	0.93	1.56	0.24	20/200	---

### MINI BALL VALVES W/FLUOROELASTOMER SEALS



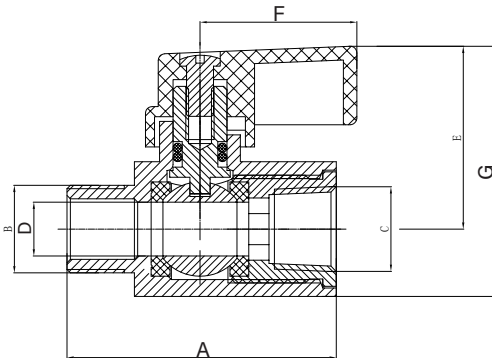
#### MALE X FEMALE - TEE HANDLE

PART #	SIZE	DIMENSIONS (IN)				WT LBS	BOX/ CASE	
		A	D(FLOW)	HANDLE	G			
46930T	1/8	1.57	0.24	1.34	1.46	0.17	20/300	---
46931T	1/4	1.57	0.31	1.34	1.46	0.15	20/300	---
46932T	3/8	1.57	0.28	1.34	1.40	0.21	20/300	---
46933T	1/2	1.77	0.35	1.34	1.56	0.24	20/200	---



#### MALE X FEMALE - LEVER HANDLE

PART #	SIZE	DIMENSIONS (IN)				WT LBS	BOX/ CASE	LIST PRICE
		A	D(FLOW)	F	G			
46930L	1/8	1.57	0.24	1.99	1.50	0.17	20/300	
46931L	1/4	1.57	0.31	1.99	1.50	0.15	20/300	
46932L	3/8	1.57	0.28	1.99	1.50	0.21	20/300	
46933L	1/2	1.77	0.35	1.99	1.59	0.24	20/200	



POS	COMPONENTS	MATERIALS	N
1	Body	CP Forged Brass	1
2	Ball Seats	P.T.F.E.	2
3	Ball	CP Brass	1
4	Ring Unit	Brass	1
5	Stern	Brass	1
6	O-Ring - flag handle	NBR 80	1
6	O-Ring - all others	Viton	1
7	Handle	Alumzinc	1
8	Screw	Steel	1

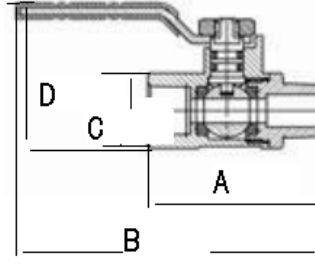
WARNING: This product can expose you to chemicals, including lead, which are known to the State of California to cause cancer and birth defects or other reproductive harm. For more information, visit www.P65Warnings.ca.gov

# FORGED BRASS MINI BALL VALVES


## VALVES

- 180° operational handle, blow out proof stem. Stem with double “O” Rings
- 200 WOG
- Temp rating -20°F - 250°F
- Generic Handles
- Not lead free

NO	PART NAME	MATERIAL	QTY
1	Nut	Steel	1
2	Handle	Steel	1
3	Cover	PVC	1
4	O-Ring	NBR	2
5	Stem	Brass	1
6	Body	Brass	1
7	Seat	Polyte	2
8	Ball Disc	Brass	1
9	End Plug	Brass	1




\*Polyte Abbreviation for Polytetrafluoroethylene



### FEMALE X FEMALE

PART #	SIZE	A	B	C	D	LIST PRICE
944113	1/8	1.53	2.80	0.73	1.42	---
944116	1/4	1.53	2.80	0.73	1.42	---
944117	3/8	1.73	2.90	0.87	1.50	---
944140	1/2	2.20	3.08	0.98	1.45	---



### FEMALE X MALE

PART #	SIZE	A	B	C	D	LIST PRICE
944106	1/8	1.69	3.02	0.73	1.46	---
944100	1/4X1/8	1.28	2.90	0.66	1.32	---
944101	1/4	1.70	3.00	0.73	1.46	---
944102	3/8X1/4	1.78	2.50	0.89	1.50	---
944103	3/8X 3/8					



### MALE X MALE

PART #	SIZE	A	B	C	D	LIST PRICE
944107	1/8	1.70	2.94	0.65	1.42	---
944109	1/4	1.25	2.66	0.65	1.42	---
944110	3/8	1.90	2.98	0.73	1.42	---




### HOSE BARB X MALE

PART #	SIZE	A	B	C	D	LIST PRICE
944132	1/4X1/8	2.05	2.91	0.73	1.51	---
944138	1/4X1/4	2.08	2.98	0.73	1.51	---
944128	3/8X1/4	2.08	3.04	0.73	1.51	---
944130	3/8X3/8	2.12	3.06	0.73	1.51	---
944139	1/2X1/2	2.15	3.19	0.73	1.51	---



### HOSE BARB X FEMALE

PART #	SIZE	A	B	C	D	LIST PRICE
944136	1/4X1/4	1.97	2.87	0.73	1.55	---



### HOSE BARB X HOSE BARB

PART #	SIZE	A	B	C	D	LIST PRICE
944142	1/4X1/4	2.47	3.19	0.73	1.55	---
944134	3/8X3/8	2.47	3.18	0.73	1.55	---

### LEAD FREE

PART #	SIZE	A	B	C	D	LIST PRICE
944142LF	1/4	2.49	3.19	0.73	1.55	---

WARNING: This product can expose you to chemicals, including lead, which are known to the State of California to cause cancer and birth defects or other reproductive harm. For more information, visit [www.P65Warnings.ca.gov](http://www.P65Warnings.ca.gov)

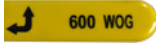
# 3 WAY BALL VALVE

VALVES

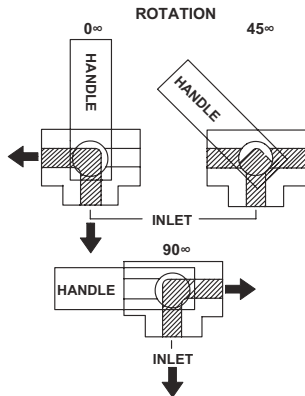
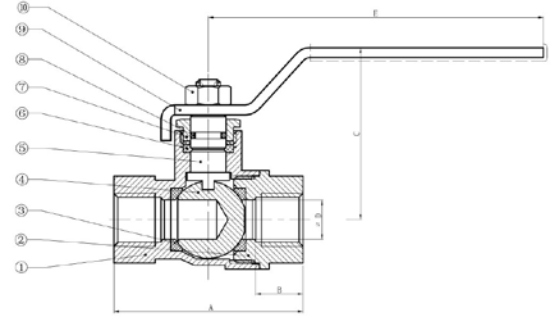
## SIDE OUTLET 3-WAY BALL VALVE

• BRASS • 600WOG • FULL PORT

- Forged Brass
- 600 WOG
- Temp Rating 0-230°F
- 150 SWP



• Side outlet



- Full Port
- Blow-out proof stem
- double o-ring stem packing
- PTFE Seal
- Made in China
- Not lead free

### Nomenclature & Materials


NO	PART NAME	MATERIAL	QTY
1	Body	Brass	1
2	End Cap	Brass	1
3	Ball Seat	PTFE	1
4	Ball	Brass	1
5	Stem	Brass	2
6	Seal	PTFE	1
7	Impacted Nut	Brass	1
8	O-Ring	NBR	2
9	Lever Handle	Steel	1
10	Stem Nut	Steel	1

PART#	SIZE	I	H	D	L	A	WTG	BOX/CASE	LIST PRICE
940464	1/4"	1.89	1.73	0.39	3.58	0.47	0.51	50/100	---
940465	3/8"	1.89	1.73	0.39	3.35	0.47	0.57	50/100	---
940461	1/2"	2.11	1.80	0.50	3.58	0.51	0.65	30/60	---
940462	3/4"	2.56	2.16	0.74	4.31	0.55	0.99	20/40	---

### BOTTOM OUTLET 3 WAY BALL VALVE

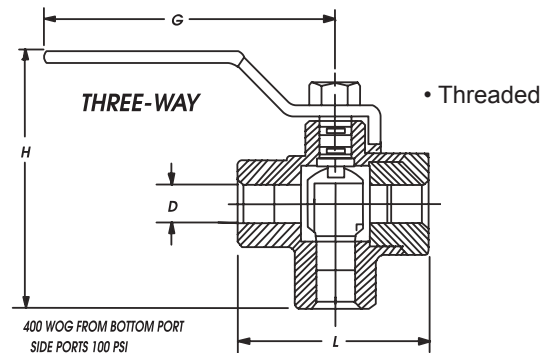
- Forged Brass
- Bottom Port is inlet 400 psi
- Side Ports are inlet 100 psi

- Polytetrafluoroethylene ball seats
- Double O-Ring Stem Seals - primary seal is Fluoroelastomer secondary seal is Aflas
- Blow out proof stem
- Made in USA
- Threaded ports
- Good for propane
- Not lead free
- Great for diesel fuel



• 90° Handle Rotation

• Bottom outlet



PART#	SIZE	D	G	H	L	CV	WTG	LIST PRICE
940121	1/4"	.44	3.50	3.12	2.25	5.2	0.76	---
940122	3/8"	.50	3.50	3.12	2.25	5.5	0.69	---
940123	1/2"	.50	3.50	3.12	2.25	5.5	1.00	---

WARNING: This product can expose you to chemicals, including lead, which are known to the State of California to cause cancer and birth defects or other reproductive harm. For more information, visit www.P65Warnings.ca.gov

## MISCELLANEOUS VALVES

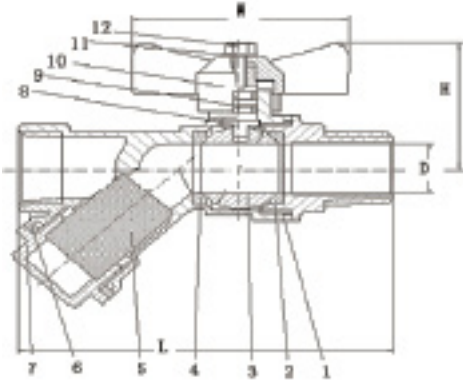
### VALVES

#### BRASS BALL VALVE WITH STRAINER

All-in-One design for economical ,compact and convenient .With stamped stainless Steel Screen . 600PSI WOG Forged brass body,Crome plated ball ,PTFE ball seats and cap seal , and rubber o-ring stem seals. Not lead free



PART #	PART NAME	MATERIAL
1	Body	Brass
2	Caps	Brass
3	Ball	Brass,Cr.Plated
4	Seat	PTFE
5	Filter	SS
6	Gasket	PTFE
7	Caps	Brass
8	Stem	Brass
9	O-Ring	Fluoroelastomer
10	Handle	Zinc
11	Spring Washer	S.S
12	Nut	Steel



PART #	SIZE	L	D	W	H	WTG	BOX/CASE	LIST PRICE
947133	1/2"x1/2"(MxF)	3.77"	0.59"	2.00"	1.50"	0.60	8/64	---
947134	3/4"x3/4"(MxF)	4.32"	0.75"	2.40"	1.85"	1.00	8/64	---

#### RADIATOR AIR VALVE

COIN SLOT OR LOSSE KEY



PART #	SIZE	LIST PRICE
943284	1/8" MIP	---
943287	Key only	---

#### ANGLE SILLCOCKS

3/4" HOSE THREAD OUTLET

- Notched flange for convenient installation.
- Heavy brass construction.
- Cast Iron handle.
- Not lead free



#### FEMALE IPS

PART #	SIZE	BOX	LIST PRICE
942142	1/2	12	---

#### HOSE BIBBS 3/4" HOSE THREAD OUTLET



#### IPS

PART #	SIZE	WTG	BOX/CASE	LIST PRICE
942170	1/2 (1/2"C)	0.33	10/100	---
942171	3/4	0.35	10/100	---

#### BENT NOSE GARDEN VALVES

- Heavy brass construction
- Cast iron handle
- Stuffing box
- Neoprene seal disc

PART #	SIZE	BOX	CASE	LIST PRICE
942100	1/2"	12	72	---
942101	3/4"	12	72	---
942102	1"	12	72	---



WARNING: This product can expose you to chemicals, including lead, which are known to the State of California to cause cancer and birth defects or other reproductive harm. For more information, visit [www.P65Warnings.ca.gov](http://www.P65Warnings.ca.gov)

# BRASS GATE VALVE

VALVES

## BRASS GATE VALVE

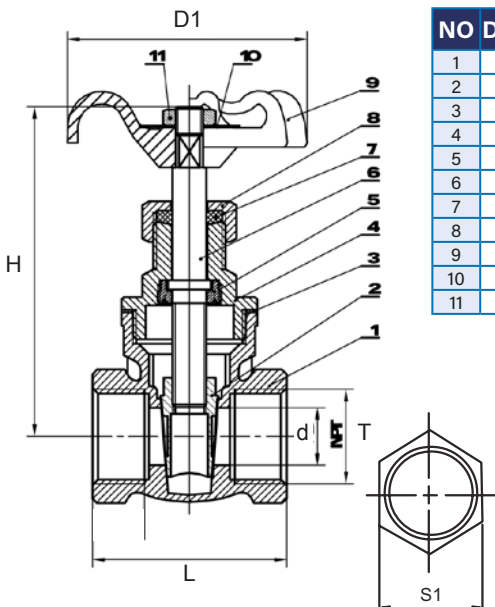
• BRASS • 200WOG • FULL PORT

- 200 WOG (cold water, oil, gas).
- Full-port design for a better water flow.
- Screw-in Bonnet - Non-Rising Stem - Solid Wedge
- NPT Threaded ends to ANSI B1.20.1
- Cast iron handle.
- Each valve individually air tested under water.
- Good for diesel fuel.
- Made in Indonesia
- Not lead free
- Temp. 32°-320°F



### BRASS GATE VALVES IPS

PART#	SIZE	L	H	D1	D	T	S1	WEIGHT	BOX/CASE	LIST PRICE
940130	1/4	1.64	2.91	2.09	0.44	1/4-18 NPT	.85	0.60	10/120	---
940131	3/8	1.71	2.91	2.09	0.48	3/8-18 NPT	.85	0.59	10/120	---
940132	1/2	1.71	2.91	2.09	0.50	1/2-14 NPT	1.03	0.75	10/120	---
940133	3/4	1.71	3.06	2.13	0.74	3/4-14 NPT	1.26	0.83	10/80	---
940134	1	2.13	3.60	2.48	0.97	1-11.5 NPT	1.51	1.24	5/60	---
940135	1-1/4	2.24	4.50	2.66	1.22	1-1/4-11.5 NPT	1.89	1.69	5/40	---
940136	1-1/2	2.44	5.08	3.15	1.45	1-1/2-11.5 NPT	2.17	2.17	5/30	---
940137	2	2.70	5.94	3.52	1.85	2-11.5 NPT	2.60	3.30	2/12	---
940138	2-1/2	3.70	7.87	3.98	2.48	2-1/2-8 NPT	3.27	6.26	1/10	---
940139	3	4.02	8.82	4.37	2.80	3-8 NPT	3.86	8.26	1/4	---
940140	4	4.53	9.88	4.74	3.60	4-8 NPT	4.88	13.09	1/4	---



NO	DESCRIPTION	MATERIAL
1	Body	C85700
2	Disk	C85700
3	Seat	PTFE
4	Cap	C85700
5	Packing	C85700
6	Stem	C85700
7	Rubber Seat	NBR
8	Packing Nut	C85700
9	Handle	Cast Iron
10	Nameplate	AL
11	Stem Nut	SAE 1010R

**Crown handle**  
1/2-1/4



**X handle**  
1/2-1/4



Add "C" to part# for Crown handle, "X" for X handle.

Also Available SS Gate Valve



See Lead Free for lead free Gate Valves.

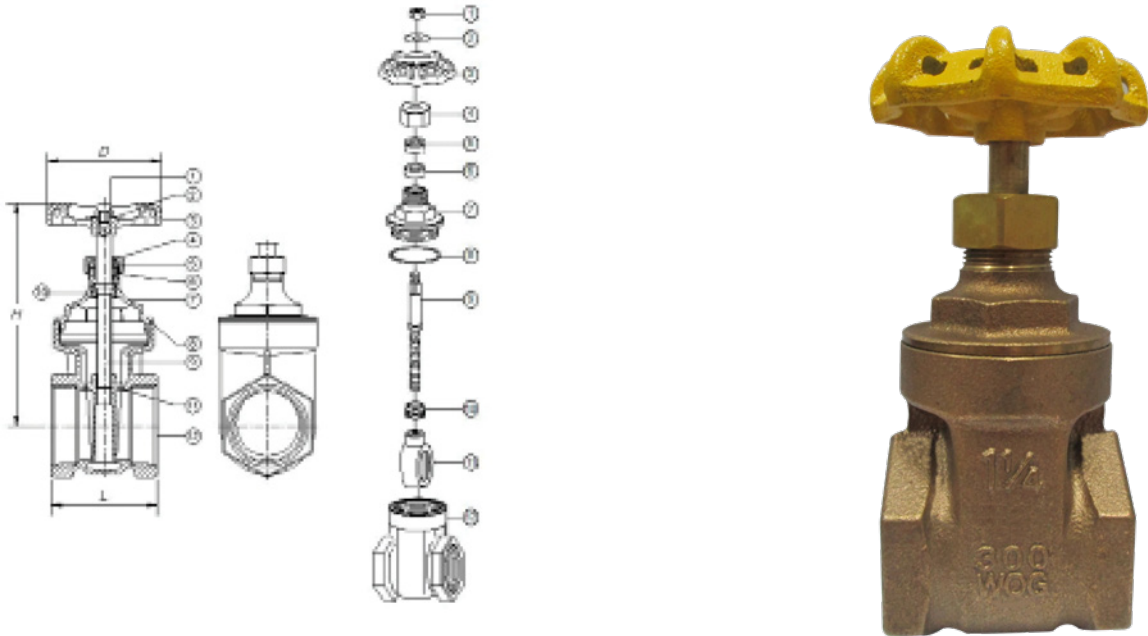


WARNING: This product can expose you to chemicals, including lead, which are known to the State of California to cause cancer and birth defects or other reproductive harm. For more information, visit www.P65Warnings.ca.gov

VALVES

**BRONZE GATE VALVE**

VALVES

**BRONZE IPS GATE VALVE****BRONZE GATE VALVE**

NUMBER	PART	MATERIALS	NOTE
1	NUT	HOT ROLLED (SAE 1010R)	
2	NAME PLATE	ALUMINUM	
3	HANDLE	CAST IRON (JIS Z22202)	
4	PACKING NUT	BRASS ROD (C37700)	
5	GLAND RING	BRASS ROD (C37700)	Size 1-1/4" ~ 4"
6	PACKING	GRAPHITE (LK 33 NAFG)	
7	BONNET	CAST BRONZE (C83600)	
8	PACKING	FIBRE	Size 2" ~ 4"
9	STEM	BRASS ROD (C37700)	Size 1/4" ~ 2"
		CAST BRONZE (C83600)	Size 2-1/2" ~ 4"
10	LOCKNUT	BRASS ROD (C37700)	
11	DISC	CAST BRONZE (C83600)	
12	BODY	CAST BRONZE (C83600)	

PART#	SIZE	DIMENSION (MM)		
		D	H	L
939132	1/2" FIP	53	74	43.5
939133	3/4" FIP	54	84	46
939134	1" FIP	63	99	54
939135	1-1/4" FIP	69	117	57
939136	1-1/2" FIP	80	129	62
939137	2" FIP	89.5	152	68.5
939138	2-1/2" FIP	101	200	94
939139	3" FIP	111	224	102
939140	4" FIP	127	251	115

**WARNING:** This product can expose you to chemicals, including lead, which are known to the State of California to cause cancer and birth defects or other reproductive harm. For more information, visit [www.P65Warnings.ca.gov](http://www.P65Warnings.ca.gov)



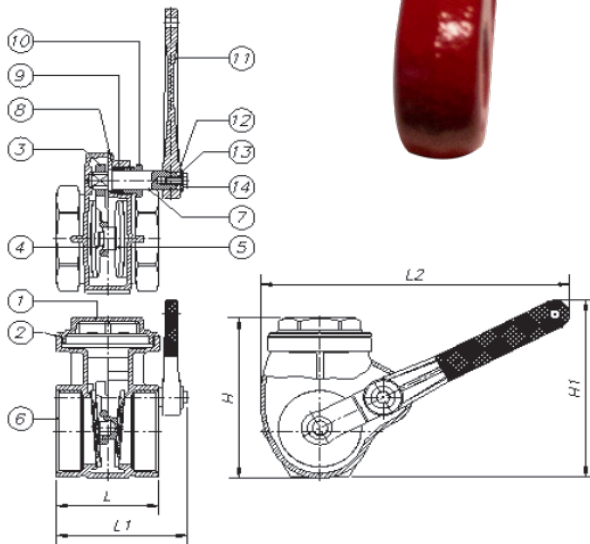



# QUICK OPENING GATE VALVE

VALVES

## GATE VALVE QUICK OPENING

**FEATURES: BRONZE MATERIAL, THREADED ENDS, 200 WOG**



### MATERIAL SPECIFICATION

NO.	PART	BRONZE
1	BONNET	BRASS ( C85700 )
2	PACKING	FIBRE
3	ARM	BRASS ( C85700 )
4	DISC MALE	BRASS ( C85700 )
5	DISC FEMALE	BRASS ( C85700 )
6	BODY	BRASS ( C85700 )
7	STEM	BRASS ( C37700 )
8	WASHER	BRASS ( C37700 )
9	PACKING	Polytetrafluoroethylene POLYFLON( PTFE M-392 )
10	PACKING NUT	BRASS ( C37700 )
11	HANDLE	CAST IRON ( JIS ZZ2202 ) RUBBER COATING BRASS ( C85700 )
12	NAME PLATE	ALUMINIUM ( A1100 )
13	WASHER	HOT ROLLED ( SAE 1010R )
14	HANDLE BOLT	HOT ROLLED ( SAE 1010R )

PART #	SIZE	L	L1	L2	H	H1	BOX	CASE	LIST PRICE
941133	1/2"	45.6	60.6	119	56.8	52.8	10	50	---
941134	3/4"	51	62	126.3	68	87.5	10	50	---
941135	1"	58.3	72.3	155	78.7	90.2	10	30	---
941136	1-1/4"	30.1	78	180.2	89.5	104	5	25	---
941137	1-1/2"	66.7	85.3	196.6	99.2	131	6	18	---
941138	2"	76.4	90.3	250.6	119.3	143.7	2	10	---
941140	3"	101	129.2	305.6	172.2	191.3	2	6	---
941141	4"	114.5	150.7	378.2	213.5	248.6	1	2	---

WARNING: This product can expose you to chemicals, including lead, which are known to the State of California to cause cancer and birth defects or other reproductive harm. For more information, visit [www.P65Warnings.ca.gov](http://www.P65Warnings.ca.gov)




**Y-PATTERN STRAINER**

VALVES

**CLASS 150 BRASS Y-PATTERN STRAINER**

- Forged Brass body, size 1/4"-3".
- Pressure rating: 250 WOG (water, oil, gas)/PN25  
125 WSP (Saturated Stem)
- NPT Threaded ends to ANSI B1.20.1
- Protects regulators, pumps, meters and other controls from damage due to sediment scale, metal chips or other foreign materials.
- Screwed cap is threaded & gasketed.
- Tapped drain plug opening in cap.
- 304 stainless steel screen #20 mesh.
- Self cleaning.
- Self cleaning can be accomplished by opening the valve or plug connected to the blow-off outlet.
- Made in Indonesia
- NOT LEAD FREE

- w/20 Mesh Screen
- Temp 180°F



WARNING: This product can expose you to chemicals, including lead, which are known to the State of California to cause cancer and birth defects or other reproductive harm. For more information, visit [www.P65Warnings.ca.gov](http://www.P65Warnings.ca.gov)

PART#	SIZE	L	H	C (PLUG)	WEIGHT	BOX/CASE	LIST PRICE
940521	1/4"	2.57	1.95	NPT 3/8	.53	10/100	---
940522	3/8"	3.23	2.44	NPT 3/8	.71	12/48	---
940523	1/2"	3.23	2.44	NPT 3/8	.66	12/48	---
940524	3/4"	3.94	2.78	NPT 3/8	1.10	8/32	---
940525	1"	4.53	3.19	NPT 1/2	1.71	8/32	---
940526	1-1/4"	5.33	3.66	NPT 1/2	2.49	6/24	---
940527	1-1/2"	6.20	3.82	NPT 1/2	3.24	2/16	---
940528	2"	7.44	4.65	NPT 1/2	5.39	2/8	---
940530	3"	9.4	5.67	NPT 3/4	13.49	1/4	---

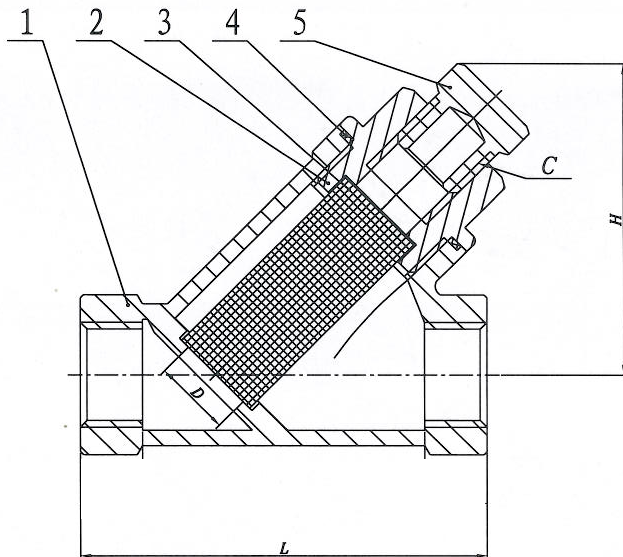
Add 'S' to part # for replacement screens



See Lead Free for 1/2" Lead Free



See SS Y Strainer



NO	NAME	MATERIAL
1	BODY	C85700
2	BONNET	C85700
3	STRAINER	304 S.S.
4	SPRING SEAL	PTFE
5	END CAP	C85700

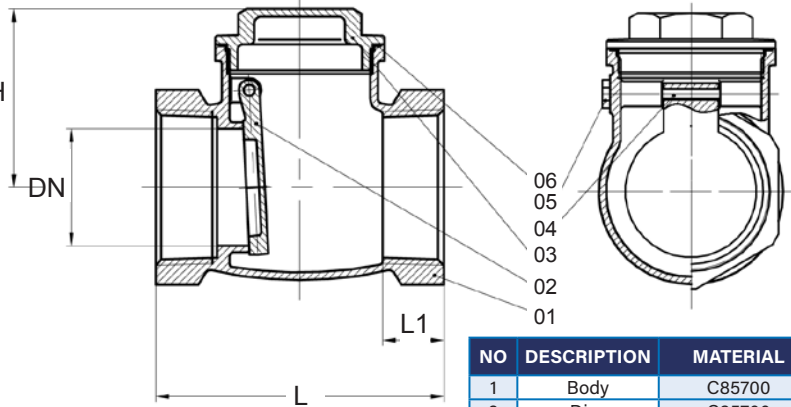


# BRASS SWING CHECK VALVES

VALVES

## BRASS SWING CHECK VALVES

- Working pressure non-shock: 200 psi W.O.G. (cold water, oil, gas) 125 psi WSP (saturated steam)
- Swing type disc.
- Screwed Cap.
- Hard Seat.
- 90° Straight Pattern.
- Used to prevent reverse flow in commercial and industrial applications. H
- Threaded ends to ANSI B1.20.1
- Integral seat.
- Temp range -5° - 150F°
- NOT LEAD FREE
- Cracking pressure 3-5 psi
- Made in Indonesia



NO	DESCRIPTION	MATERIAL
1	Body	C85700
2	Disc	C85700
3	Cap	C85700
4	Brass Bar	C85700
5	Screw	C85700
6	Gasket	Fibre H

## CAST BRASS SWING CHECK VALVES IPS SCREWED ENDS

PART #	SIZE	L	H	L1	DN	WEIGHT	BOX/CASE	LIST PRICE
940352	1/2	2.09	1.42	0.531	0.512	.41	10/100	---
940353	3/4	2.36	1.56	0.579	0.728	.56	10/80	---
940354	1	2.62	1.77	0.748	0.925	.80	8/40	---
940355	1-1/4	3.19	2.07	0.748	1.201	1.36	5/40	---
940356	1-1/2	3.54	2.16	0.846	1.417	1.56	5/20	---
940357	2	4.21	2.74	0.886	1.772	2.61	2/16	---
940358	2-1/2	5.14	3.09	1.063	2.224	4.55	1/8	---
940359	3	5.77	3.80	1.102	2.579	6.53	1/6	---
940360	4	6.84	4.25	1.102	3.602	10.18	1/4	---



See Lead Free Brass Swing Check Valves



See SS Swing Check Valves

WARNING: This product can expose you to chemicals, including lead, which are known to the State of California to cause cancer and birth defects or other reproductive harm. For more information, visit www.P65Warnings.ca.gov




**BRASS CHECK VALVES**

VALVES

**BRASS CHECK VALVES**

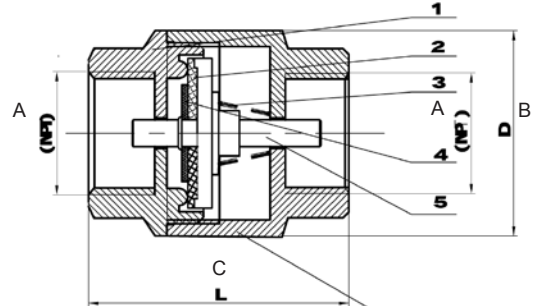
S.S. SPRING LOADED BRONZE POPPET - For positive sealing & self-cleaning. Insures against leakage.

- Inline Lift Type - Resilient Discs - Spring Actuated - Threaded.
- Pressure rating: 200 WOG (water, oil, gas) / 125 WSP (Saturated Steam)
- Spring in stainless steel AISI 304. • Resilient washer hold/ disc in brass. • Forged Brass Body for 1/2"-2"
- Corrosion resistant material. • Can be used vertically or horizontally. • Opens & Closes with flow of media.
- No cracking pressure. • NOT LEAD FREE • Made in Indonesia



1/4 Made in Taiwan

**Temp Range**  
-10°C - 110°C  
14°F - 248°F



BRASS CHECK VALVE (INCHES)								
PART#	SIZE	ENTERS PIPE SIZE	A NPT	B	C	WEIGHT	BOX/CASE	LIST PRICE
944428	1/4"	-	1/4"	1.00	2.29	.24	24/192	---
944429	3/8"	-	3/8"	1.00	2.07	.23	10/100	---
944430	1/2"	1-1/4"	1/2"	1.26	2.40	.42	10/100	---
944431	3/4"	1-1/4"	3/4"	1.45	2.74	.53	10/80	---
944432	1"	2"	1"	1.77	3.23	.85	6/48	---
944433	1-1/4"	2-1/2"	1-1/4"	2.13	3.62	1.18	4/40	---
944434	1-1/2"	3"	1-1/2"	2.29	4.04	1.40	5/30	---
944435	2"	3-1/2"	2"	2.48	5.04	2.70	5/20	---



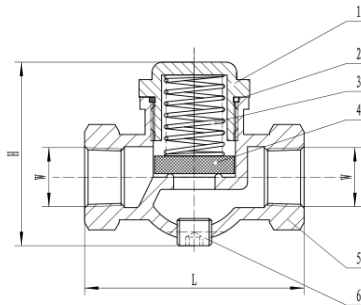
• See Lead Free Brass Check Valves



• See SS Check Valves

**IN LINE CHECK VALVES VERTICAL OR HORIZONTAL**

- Working Pressure: 250 PSI • Temperature Range: -40° to 450°F (-40° to 230°C)
- Cracking Pressure: 3 PSI • Made in China • Not lead free
- Applications: Air Compressor Discharge Lines, may also used on water or oil lines
- Construction: Cast Bronze Body, Corrosion Resistant Stainless Steel Spring to Ensure Long Life, 15% Glass Filled • Polytetrafluoroethylene Poppet, C360 Machined Brass Cap, 1/8 NPT Unloader Port is Standard • Repairable



PART#	PART NAME	MATERIAL
6	Plug	Brass
5	Body	Bronze
4	Gasket	PTPF
3	Spring	S.Steel
2	O-ring	HNBR
1	Cap	Brass

PART #	SIZE	W	L	H	WTG	BOX/CASE	LIST PRICE
947142	3/8"	3/8	2.50	2.18	0.62	10/50	---
947143	1/2"	1/2	2.50	2.13	0.54	10/50	---
947144	3/4"	3/4	2.88	2.64	1.17	8/40	---
947145	1"	1	3.61	3.30	1.98	2/20	---

WARNING: This product can expose you to chemicals, including lead, which are known to the State of California to cause cancer and birth defects or other reproductive harm. For more information, visit www.P65Warnings.ca.gov

# BRASS IN-LINE CHECK VALVES

VALVES

## BRASS IN-LINE CHECK VALVES

Y-PATTERN STRAINER

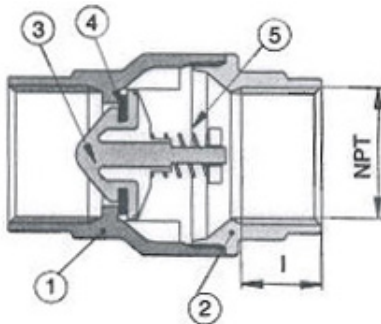
High Capacity, Size 1/4"-2" 400 WOG, 2 1/2"-4" 175 WOG

- Soft Seat for Bubble Tight Shutoff, Spring Loaded for Fast Seating Action.
  - Compact design.
  - Low Cracking Pressure 1/2 psi.
  - Flow Profile Designed to Minimize Head Loss.
  - Perfect Seating both at High and Low Pressure, Wide Temperature Range: +10° to 210°F.
  - Polyetherimide Disc to ensure the Best Resistance For Corrosion and Abrasion.
  - Patented Disc Guide to Prevent Any Side Loading.
  - Connection: FNPT x FNPT.
  - Made in Italy • Not lead free
- NBR for water, oils and general purpose.  
With Fluoroelastomer® Seal for fuels and hydrocarbons. Max working TEMPERATURE 325°F/125 psi steam

Add V to part# for Fluoroelastomer



BRASS IN-LINE CHECK								
PART#	LIST PRICE	SIZE	I	PSI	LBS	CASE	FLUOR PART#	LIST PRICE
944401	---	1/4"	0.39	400	0.22	144		
944402	---	3/8"	0.40	400	0.18	144	944402V	---
944403	---	1/2"	0.60	400	0.32	144	944403V	---
944404	---	3/4"	0.65	400	0.49	90	944404V	---
944405	---	1"	0.66	400	0.71	90	944405V	---
944406	---	1-1/4"	0.68	400	1.13	30	944406V	---
944407	---	1-1/2"	0.68	400	1.53	30	944407V	---
944408	---	2"	0.69	400	2.28	12	944408V	---
944409	---	2-1/2"	0.93	175	4.83	4	944409V	---
944410	---	3"	1.01	175	6.70	4	944410V	---
944411	---	4"	1.09	175	12.43	2	944411V	---



NO	PART	MATERIAL	PCS
1	Body	Brass	1
2	End Connection	Brass	1
3	Disc	Polyetherimide	1
4	Seat	100002 Nbr	1
		100003 Fluoroelastomer	1
5	Spring	Stainless Steel	1

WARNING: This product can expose you to chemicals, including lead, which are known to the State of California to cause cancer and birth defects or other reproductive harm. For more information, visit www.P65Warnings.ca.gov



**316 SS FULL PORT VALVES**

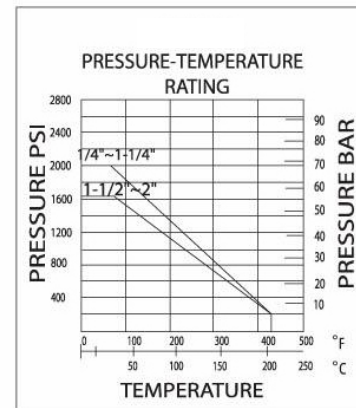
## VALVES

**316 SS 2-PC BALL VALVE, FULL PORT, THREADED END, 2000 PSI**

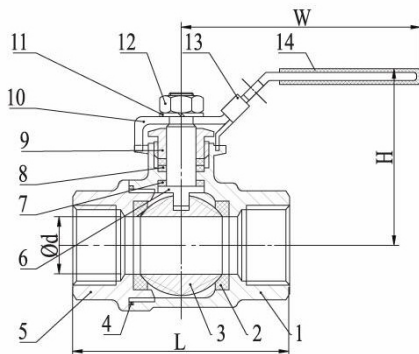
- Investment Castings for body and cap.
- Internal Entry blow-out proof stem.
- Pressure rating: 2000PSI.
- Threaded Ends: ANSI B2,1
- Material: CF8M (316SS)
- Pressure test: API 598
- Generic Handles



LOCKING HANDLE



PART#	SIZE	D	L	H	W	N.M	LBS/ PC	CASE	LIST PRICE
949171	1/4"	0.36	2.13	2.13	4.33	.157	0.64	80	---
949172	3/8"	0.50	2.13	2.16	4.33	.157	0.58	80	---
949173	1/2"	0.59	2.24	2.28	4.53	.197	0.71	70	---
949174	3/4"	0.79	2.76	2.40	4.53	.315	1.18	50	---
949175	1"	0.98	3.50	3.03	6.04	.394	2.33	30	---
949176	1-1/4"	1.25	4.12	3.19	6.04	.551	3.48	20	---
949177	1-1/2"	1.50	4.05	3.54	6.10	.709	4.03	14	---
949178	2"	1.96	4.90	4.25	6.10	.984	7.50	7	---



NO	PART	MATERIAL	QTY
1	BODY	316SS	1
2	BALL SEAT	PTFE	2
3	BALL	316SS	1
4	BODY SEAL	PTFE	1
5	CAP	316SS	1
6	STEM	SS316	1
7	THRUST WASHER	PTFE	1
8	PACKING	PTFE	1
9	GLAND NUT	SS304	1
10	HANDLE	SS304	1
11	WASHER	SS304	1
12	NUT	SS304	1
13	LOCK DEVICE	SS304	1
14	HANDLE COVER	PLASTIC	1

WARNING: This product can expose you to chemicals, including lead, which are known to the State of California to cause cancer and birth defects or other reproductive harm. For more information, visit [www.P65Warnings.ca.gov](http://www.P65Warnings.ca.gov)

# 316 SS STANDARD PORT VALVES

VALVES

## ONE PIECE STANDARD PORT BALL VALVE

316 Stainless Steel  
1000 PSI

- Manufactured for harsh environments with female NPT threads.
- Locking handle for greater security.
- Standard port has restricted flow.
- Made with corrosion resistant stainless steel materials.
- PTFE seat and seals.
- Investment Castings for Body and Cap.
- Internal Entry Blow-out proof stem.
- Pressure rating: 1000PSI (PN63)
- Threaded Ends: ANSI B2.1
- Material: CF8M
- Pressure Test: API 598
- Generic handles



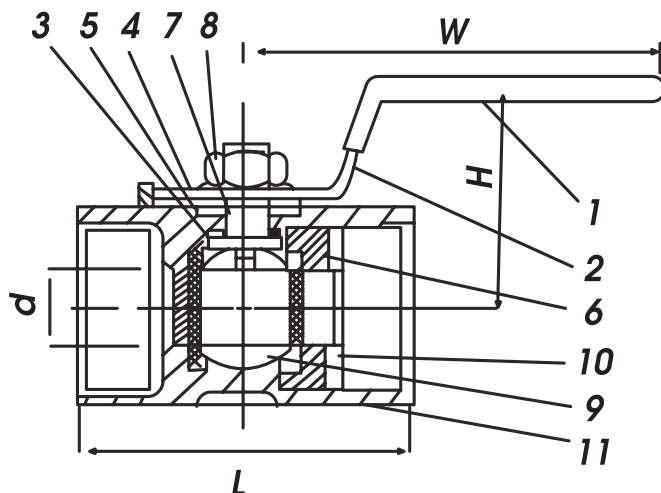
### LOCKING HANDLE

Valves will accept a pad-lock on the handle.

dimensions (inches)

PART#	SIZE	D	L	H	W	WEIGHT	CASE	LIST PRICE
949101	1/4"	0.20	1.53	1.53	3.03	0.19	150	---
949102	3/8"	0.27	1.74	1.53	3.03	0.23	150	---
949103	1/2"	0.36	2.24	1.73	3.46	0.41	100	---
949104	3/4"	0.50	2.32	1.89	3.46	0.63	70	---
949105	1"	0.59	2.80	2.24	4.29	0.86	50	---
949106	1-1/4"	0.79	3.07	2.32	4.29	1.34	30	---
949107	1-1/2"	0.98	3.26	2.76	5.14	2.00	25	---
949108	2"	1.25	3.94	2.24	6.50	2.88	15	---

Larger sizes available on special order basis



ITEM	PARTS	MATERIAL
1	Plastic Cover	Plastic
2	Handle	AISI 304 SS
3	Thrust Washer	PTFE
4	Packing Ring	AISI 304 SS
5	Stem Packing	PTFE
6	Seat	PTFE
7	Seat	AISI 316 SS
8	Stem Nut	AISI 304 SS
9	Ball	316SS ASTM-A351 CF8M
10	Cap	316SS ASTM-A351 CF8M
11	Body	316SS ASTM-A351 CF8M

SS = Stainless Steel

WARNING: This product can expose you to chemicals, including lead, which are known to the State of California to cause cancer and birth defects or other reproductive harm. For more information, visit www.P65Warnings.ca.gov

VALVES

**316 SS TWO PIECE FULL PORT VALVES**

VALVES

**TWO PIECE FULL PORT BALL VALVE**316 Stainless Steel  
1000 PSI

Materials: CFM8M (SS316)

**Features:**

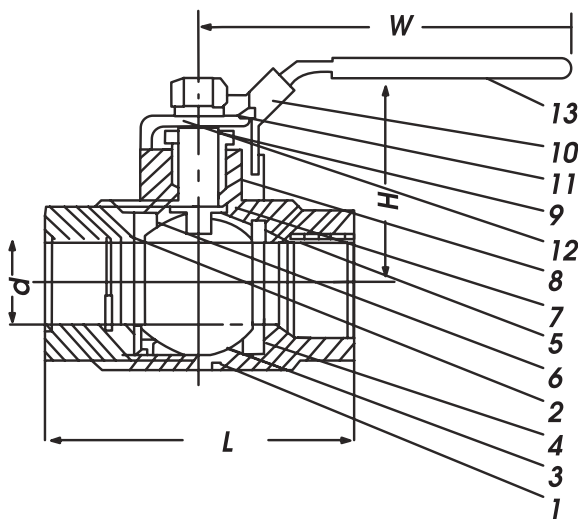
- Quality manufactured for harsh environments.
- Corrosion resistant.
- Investment Casting body
- Working pressure 1000 psi for W.O.G.
- Adjustable stem packing
- Pure Polytetrafluoroethylene seals and seats
- Temperature range: -60 to 450°F
- Blow-out proof stem and safe pressure-reducing hole
- 100% leakage tested at 100 psi air under water
- Hydrostatic test pressure: 1500 psi
- Locking handle w/ blue generic sleeve
- 125 Steam rated
- Generic Handles



Valves will accept a pad-lock on the handle.

dimensions (inches)

PART#	SIZE	D	L	H	W	WEIGHT	CASE	LIST PRICE
949161	1/4"	0.36	2.13	2.13	4.33	0.51	80	---
949162	3/8"	0.50	2.13	2.16	4.33	0.49	80	---
949163	1/2"	0.59	2.24	2.28	4.17	0.69	70	---
949164	3/4"	0.79	2.68	2.40	4.17	1.03	50	---
949165	1"	0.98	3.15	2.50	4.88	1.40	30	---
949166	1-1/4"	1.26	3.58	3.19	5.04	2.17	20	---
949167	1-1/2"	1.49	4.05	3.54	6.10	3.33	12	---
949168	2"	1.97	4.88	4.25	6.13	6.02	7	---
949170	3"	3.15	7.28	5.71	9.06	21.01	2	---
949180	4"	3.94	8.84	7.28	11.10	36.18	1	---



ITEM	PARTS	MATERIAL
1	Body	316SS ASTM-A351 CF8M
2	Body Cap	316SS ASTM-A351 CF8M
3	Ball	316SS ASTM-A351 CF8M
4	Seat	Reinforced PTFE
5	Stem	AISI 316 SS
6	Seal	Reinforced PTFE
7	Thrust Washer	Reinforced PTFE
8	Packing	Reinforced PTFE
9	Gland Nut	AISI 304SS
10/11	Nut & Washer	AISI 304SS
12	Handle	AISI 304SS
13	Plastic Cover	Plastic

SS = Stainless Steel

**WARNING:** This product can expose you to chemicals, including lead, which are known to the State of California to cause cancer and birth defects or other reproductive harm. For more information, visit [www.P65Warnings.ca.gov](http://www.P65Warnings.ca.gov)






# 316 SS MINI BALL VALVES

VALVES


## STAINLESS STEEL MINI BALL VALVES

- 316 Stainless Steel
- Working pressure 400PSI
- Working Temperature -10°C to 150°C



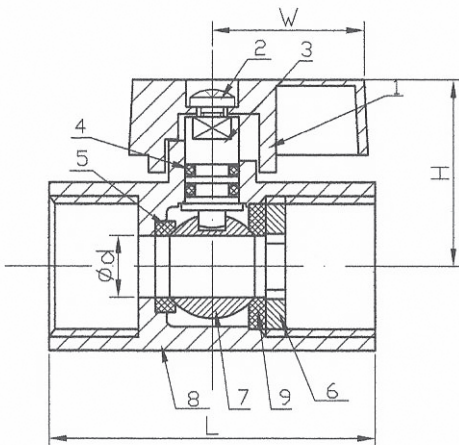
FEMALE PIPE X FEMALE PIPE

PART#	SIZE	W	D	H	L	WEIGHT	CASE	LIST PRICE
46934SS	1/8"	.898	.197	.985	1.693	.18	150	---
46935SS	1/4"	.898	.276	.984	1.693	.21	150	---
46936SS	3/8"	.898	.276	.984	1.693	.19	150	---
46937SS	1/2"	.898	.362	1.114	1.811	.26	100	---



MALE PIPE X FEMALE PIPE

PART#	SIZE	W	D	H	L	WEIGHT	CASE	LIST PRICE
46930SS	1/8"	.898	.197	.985	1.693	.18	150	---
46931SS	1/4"	.898	.276	.984	1.693	.18	150	---
46932SS	3/8"	.898	.276	.984	1.693	.19	150	---
46933SS	1/2"	.898	.362	1.114	1.811	.26	100	---



NO	PART	MATERIAL	QTY
1	LEVER	ALUMINIUM ALLOY	1
	HANDLES	PLASTIC	
2	BOLT	304	1
3	STEM	304/ 316	1
4	"O" RING	NBR	1~2
5	BALL SEAT (A)	PTFE	1
6	CAP	CF8/ CF8M	1
7	BALL	CF8/ CF8M	1
8	BODY	CF8/ CF8M	1
9	BALL SEAT (B)	PTFE	1

WARNING: This product can expose you to chemicals, including lead, which are known to the State of California to cause cancer and birth defects or other reproductive harm. For more information, visit [www.P65Warnings.ca.gov](http://www.P65Warnings.ca.gov)

VALVES

# 316 SS MINI BALL VALVES

## VALVES

### MINI STAINLESS STEEL BALL VALVE ,WITH BUTTERFLY HANDLE

1000PSI WOG , 150PSI WSP

Temperature Range: -36°F to + 368°F

Full Port for 1/4" , Standard port for 3/8" and 1/2"

316 Stainless Steel body and Ball

Polytetrafluoroethylene seats and sealing


- Fluoroelastomer O-Ring
- #316 Stainless Steel
- Made in China

#### FEMALE PIPE X FEMALE PIPE



PART #	SIZE FIP X FIP	DIMENSIONS IN				WTG	BOX	
		D	L	B (HEX)	H			
46922SS	1/4"x1/4"	0.314"	2.34"	22.1/0.87"	1.5"	0.33	36	---
46923SS	3/8"x3/8"	0.314"	2.39"	22.1/0.87"	1.5"	0.39	36	---
46924SS	1/2"x1/2"	0.314"	2.81"	24.9/0.98"	1.5"	0.43	36	---

#### MALE PIPE X FEMALE PIPE

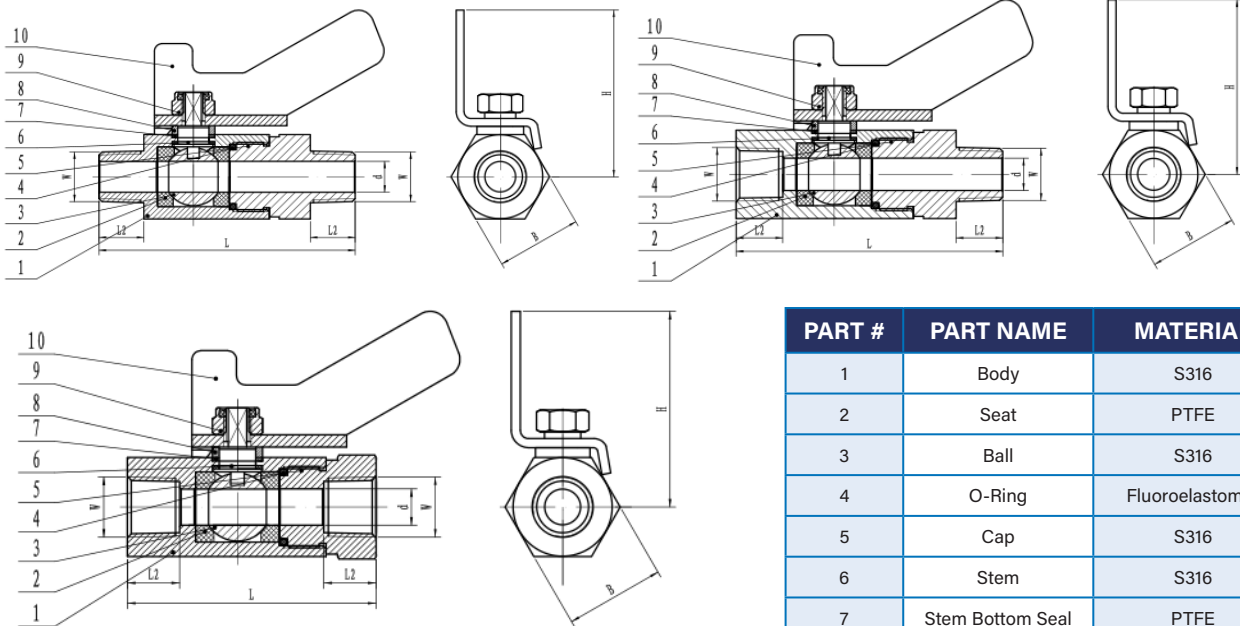


PART #	SIZE MIP X FIP	DIMENSIONS IN				WTG	BOX	
		D	L	B (HEX)	H			
46903SS	1/4"x1/4"	0.314"	2.45"	0.87"	1.5"	0.39	36	---
46904SS	3/8"x3/8"	0.314"	2.45"	0.87"	1.5"	0.36	36	---
46905SS	1/2"x1/2"	0.314"	2.81"	0.98"	1.5"	0.41	36	---

#### MALE PIPE X MALE PIPE



PART #	SIZE MIP X MIP	DIMENSIONS IN				WTG	BOX	
		D	L	B (HEX)	H			
46912SS	1/4"x1/4"	0.314"	2.59"	0.87"	1.5"	0.33	36	---
46913SS	3/8"x3/8"	0.314"	2.65"	0.87"	1.5"	0.34	36	---



PART #	PART NAME	MATERIAL
1	Body	S316
2	Seat	PTFE
3	Ball	S316
4	O-Ring	Fluoroelastomer
5	Cap	S316
6	Stem	S316
7	Stem Bottom Seal	PTFE
8	Stem Up Seal	PTFE
9	Nut	Steel
10	Handle	Steel

WARNING: This product can expose you to chemicals, including lead, which are known to the State of California to cause cancer and birth defects or other reproductive harm. For more information, visit [www.P65Warnings.ca.gov](http://www.P65Warnings.ca.gov)

# 304 SS CHECK VALVES

VALVES

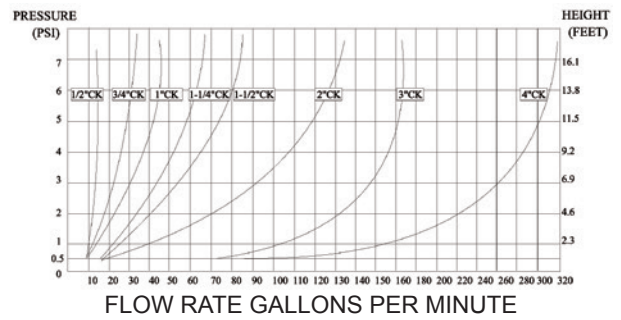
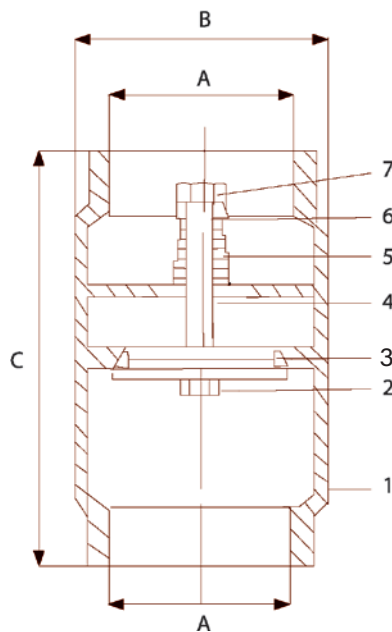
## #304 STAINLESS STEEL CHECK VALVE

- No Lead.
- Water wells need a check valve installed above the pumps between lengths of drop pipes.
- Opens & Closes with flow of media.
- No cracking pressure.
- Working pressure unavailable.
- Made in Taiwan



DIMENSIONS (INCHES)						
PART#	SIZE	A NPT	B	C	BOX/CASE	LIST PRICE
949430	1/2"	1/2"	1.26	2.43	10/100	---
949431	3/4"	3/4"	1.50	2.72	10/80	---
949432	1"	1"	1.77	3.23	10/60	---

More sizes available on a special order basis.



NO	PART	MATERIAL
1	Body	S.S 304
2	Stopper	S.S 304
3	O-Ring	Fluor
4	Washer	PE
5	Spring	S.S 304
6	Cap	S.S 304
7	Nut	S.S 304

FLUOR\* ABBREVIATION FOR FLUOROELASTOMER

WARNING: This product can expose you to chemicals, including lead, which are known to the State of California to cause cancer and birth defects or other reproductive harm. For more information, visit [www.P65Warnings.ca.gov](http://www.P65Warnings.ca.gov)

VALVES

**SS IN-LINE CHECK VALVES**

VALVES

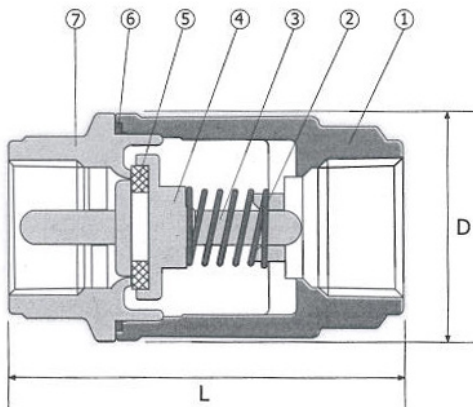
**STAINLESS STEEL IN-LINE CHECK VALVE  
Y-PATTERN STRAINER**

High Capacity, Size 1/4"-2" 800 WOG

- Soft PTFE Seat for Bubble Tight Shutoff, Spring Loaded for Fast Seating Action
- Low Cracking Pressure 1/2 psi.
- Flow Profile Designed to Minimize Head Loss.
- Perfect Seating both at High and Low Pressure, Wide Temperature Range: +10° to 450°F.
- Corrosion Resistant-Excellent for use on Chemicals.
- ASTM A351-CF8M Investment Casting.
- Connection: FNPT x FNPT.
- 125WSP Saturated Steam.
- ANSI B1.20.1 Threads.
- Dual Guided Stem & Disc.
- Made in Italy



STAINLESS STEEL IN-LINE CHECK						
PART#	SIZE	D	L	PSI	LBS	LIST PRICE
949401	1/4"	1.15	2.25	800	0.36	---
949402	3/8"	1.16	2.25	800	0.34	---
949403	1/2"	1.35	2.31	800	0.40	---
949404	3/4"	1.81	2.87	800	0.85	---
949405	1"	2.13	3.50	800	1.30	---
949406	1-1/4"	2.46	4.18	800	2.50	---
949407	1-1/2"	2.88	4.93	800	3.40	---
949408	2"	3.56	6.00	800	6.0	---



NO	PART	MATERIAL	PCS
1	BODY	ASTM A351-CF8M	1
2	SPRING	SS316	1
3	CENTER GUIDE	ASTM A351-CF8M	1
4	DISC	ASTM A351-CF8M	1
5	SEAT	PTFE	1
6	GASKET	PTFE	1
7	END CAP	ASTM A351-CF8M	1

**WARNING:** This product can expose you to chemicals, including lead, which are known to the State of California to cause cancer and birth defects or other reproductive harm. For more information, visit [www.P65Warnings.ca.gov](http://www.P65Warnings.ca.gov)




# 316 SS SPRING CHECK VALVES

## VALVES

### SPRING CHECK VALVE


- Working Pressure: 1500PSI (PN100)
- Working Temperature: -10 -150°C
- Opening Pressure: 2~3PSI
- Suitable Medium: W.O.G.
- Threaded End: NPT
- Made in China

### FEMALE PIPE X FEMALE PIPE



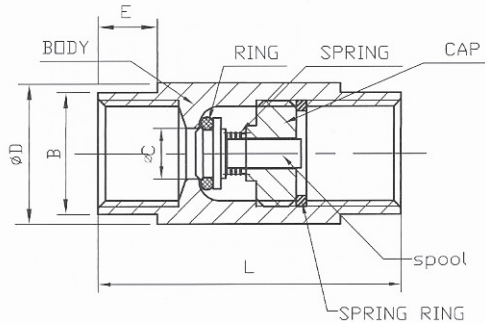
PART#	SIZE	L	C	D	B	E	LBS/ PC	CASE	LIST PRICE
949451	1/4"	2.165	.217	.748	.699	.394	.19	200	---
949452	3/8"	2.165	.295	.866	.787	.394	.21	160	---
949453	1/2"	2.165	.413	1.063	.945	.472	.31	100	---
949454	3/4"	2.677	.591	1.417	1.26	.472	.71	60	---
949455	1"	3.268	.787	1.693	1.496	.591	1.14	36	---

### MALE PIPE X FEMALE PIPE



PART#	SIZE	L	C	D	B	E	LBS/ PC	CASE	LIST PRICE
949471	1/4"	2.165	.217	.748	.699	.394	.176	200	---
949472	3/8"	2.165	.295	.866	.787	.394	.22	160	---
949473	1/2"	2.165	.413	1.063	.945	.472	.27	100	---
949474	3/4"	2.677	.591	1.417	1.26	.472	.62	65	---

### FLOWS MALE -> FEMALE



NO	PART	MATERIAL	QTY
1	BODY	316	1
2	RING	Rubber	1
3	SPRING	304	1
4	CAP	CF8M	1
5	SPOOL	304/316	1
6	SPRING RING	304	1

WARNING: This product can expose you to chemicals, including lead, which are known to the State of California to cause cancer and birth defects or other reproductive harm. For more information, visit [www.P65Warnings.ca.gov](http://www.P65Warnings.ca.gov)

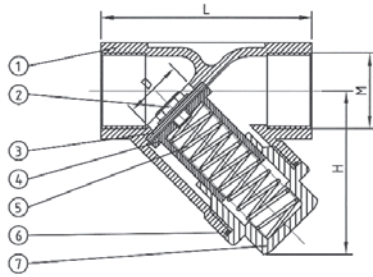



# SS Y-SPRING/ BARREL CHECK VALVES

VALVES

## Y-SPRING CHECK VALVE

- Working Pressure: 800PSI (PN55)
- Working Temperature: -10 -150°C
- Opening Pressure: 1.5PSI
- Suitable Medium: W.O.G.
- Made in China

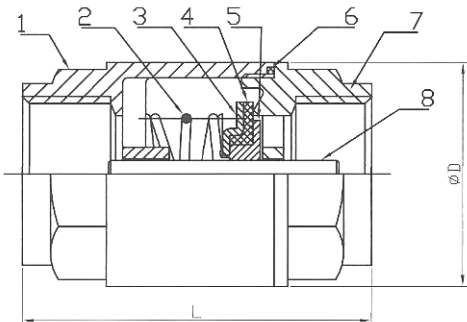


PART#	SIZE	L	H	D	LBS/ PC	CASE	LIST PRICE
949483	1/2"	2.559	1.634	.591	.51	100	---
949484	3/4"	3.15	2.067	.787	.93	80	---
949485	1"	3.543	2.657	.984	1.25	40	---
949486	1-1/4"	4.134	2.795	1.26	2.20	30	---
949487	1-1/2"	4.724	3.169	1.575	3.24	24	---
949488	2"	5.512	3.74	1.969	5.21	10	---

NO	PART	MATERIAL	QTY
1	BODY	CF8M/ CF8	1
2	BOLT	304	1
3	SEAT	Polytetrafluoroethylene	1
4	DISC	304	1
5	SPRING	304	1
6	GASKET	Polytetrafluoroethylene	1
7	CAP	CF8M/ CF8	1

## 2PC BARREL TYPE SPRING CHECK VALVE

- Working Pressure: 300PSI (PN20)
- Working Temperature: -10 -120°C
- Opening Pressure: 2PSI
- Suitable Medium: W.O.G.
- Threaded end: NPT
- Made in China



PART#	SIZE	L	D	LBS/PC	CASE	LIST PRICE
949441	1/4"	2.00	1.142	.27	100	---
949442	3/8"	2.00	1.142	.24	100	---
949443	1/2"	2.24	1.28	.36	100	---
949444	3/4"	2.44	1.594	.54	60	---
949445	1"	2.95	1.89	.88	30	---
949446	1-1/4"	3.23	2.362	1.39	18	---
949447	1-1/2"	3.46	2.756	1.81	25	---
949448	2"	3.94	3.425	2.86	14	---

NO	PART	MATERIAL	QTY
1	BODY	CF8M/ CF8	1
2	BOLT	304	1
3	SEAT	NBR	1
4	DISC	304	1
5	SPRING	316/ 304	1
6	GASKET	PTFE	1
7	CAP	CF8M/ CF8	1

WARNING: This product can expose you to chemicals, including lead, which are known to the State of California to cause cancer and birth defects or other reproductive harm. For more information, visit [www.P65Warnings.ca.gov](http://www.P65Warnings.ca.gov)

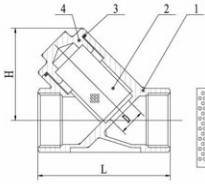


# 316 SS MISCELLANEOUS VALVES

## VALVES

### #316 SS Y STRAINER

- Investment Castings for Body
- Pressure Rating: 800PSI (PN40)
- Threaded Ends: ANSI B2.1
- Material: CF8M (#316 SS)
- Pressure Test: API 598
- Made in China



- 40 Mesh screen

	PART	MATERIAL	QTY
1	BODY	CF8M	1
2	SCREEN	SS316	1
3	JOINT GASKET	PTFE	1
4	BONNET	CF8M	1

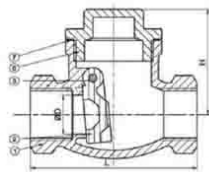
PART #	SIZE	D	L	H	W	ØA	LBS	LIST PRICE
949521	1/4"	.38"	2.53	51	1.69	1	0.44	---
949522	3/8"	.48"	2.53	51	1.69	1	0.38	---
949523	1/2"	.59"	2.53	51	1.76	1	0.46	---
949524	3/4"	.79"	3.12	60	2.07	1	0.69	---
949525	1"	.98"	3.57	72	2.67	1	1.27	---
949526	1-1/4"	1.26"	4.17	77	2.9	1	1.74	---
949527	1-1/2"	1.57"	4.71	87	3.23	1	2.38	---
949528	2"	1.96"	5.49	102	3.88	1	3.57	---

### 316 SS SWING CHECK VALVE

- 200PSI(PN16)
- Threaded Ends: ANSI B2.1
- Material: CF8M (#316 SS)
- Pressure Test: API 598
- Made in China



	PART	MATERIAL	QTY
1	Body	Cf8m	1
2	Disc	Cf8m	1
3	Pipe Plug	Cf8	1
4	Screw	Cf8	1
5	Screw Gasket	Ptfe	1
6	Cap	Cf8m	1
7	Cap Gasket	Ptfe	1



PART #	SIZE	D	L	W	LBS	LIST PRICE
949353	1/2"	.59"	2.45	1.66	0.53	---
949354	3/4"	.79"	2.92	1.82	0.73	---
949355	1"	.98"	3.41	2.06	1.2	---
949356	1-1/4"	1.26"	3.93	2.32	1.79	---
949357	1-1/2"	1.57"	4.54	2.54	2.18	---
949358	2"	1.96"	5.3	2.78	3.03	---

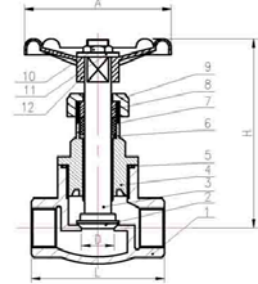
CF8 = 304SS  
CF8M = 316SS

### 316 SS GLOBE VALVES

- 200PSI(PN16)
- Threaded Ends: ANSI B2.1
- Material: CF8M (#316 SS)
- Pressure Test: API 598
- Made in China



	PART	MATERIAL	QTY
1	Body	Cf8m	1
2	Disc	Cf8m	1
3	Stem	304ss	1
4	Cap	Cf8m	1
5	Seal	Ptfe	1
6	Gasket	304ss	1
7	Packing	Ptfe	1
8	Gasket	Cf8	1
9	Gland	304ss	1
10	Nut	304ss	1
11	Spring Washer	Cf8	1
12	Handle Wheel	Steel	1



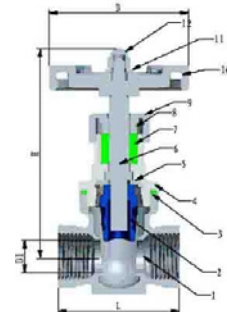
PART #	SIZE	L	LBS	LIST PRICE
949303	1/2	2.64	0.89	---
949304	3/4	3.19	1.3	---
949305	1	3.46	1.72	---
949306	1-1/4	3.81	2.33	---
949307	1-1/2	4.25	3.11	---
949308	2	5.1	4.38	---

### 316 SS GATE VALVES

- 200PSI(PN16)
- Threaded Ends: ANSI B2.1
- Material: CF8M (#316 SS)
- Pressure Test: API 598
- Made in China



	PART	MATERIAL	QTY
1	Body	Cf8m	1
2	Disc	Cf8m	1
3	Seal	Cf8m	1
4	Cap	Cf8m	1
5	Seal	Ptfe	1
6	Stem	304ss	1
7	Seal	Ptfe	1
8	Gland	304ss	1
9	Nut	304ss	1
10	Handle Wheel	Steel	1
11	Gasket	Ptfe	1
12	Cap Nut	Cf8	1



PART #	SIZE	L	D	D1	H	LBS	LIST PRICE
949253	1/2	2.07	2.54	0.55	3.37	0.78	---
949254	3/4	2.28	2.89	0.74	4.03	0.99	---
949255	1	2.42	2.89	0.95	4.46	1.25	---
949256	1-1/4	2.79	3.06	1.18	4.86	1.76	---
949257	1-1/2	2.92	3.79	1.49	5.53	2.59	---
949258	2	3.3	4.17	1.85	6.12	3.54	---

WARNING: This product can expose you to chemicals, including lead, which are known to the State of California to cause cancer and birth defects or other reproductive harm. For more information, visit www.P65Warnings.ca.gov

**CARBON STEEL BALL VALVES**

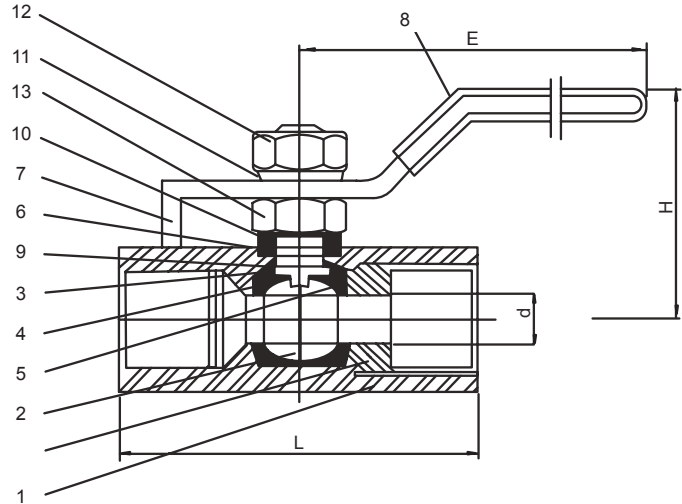
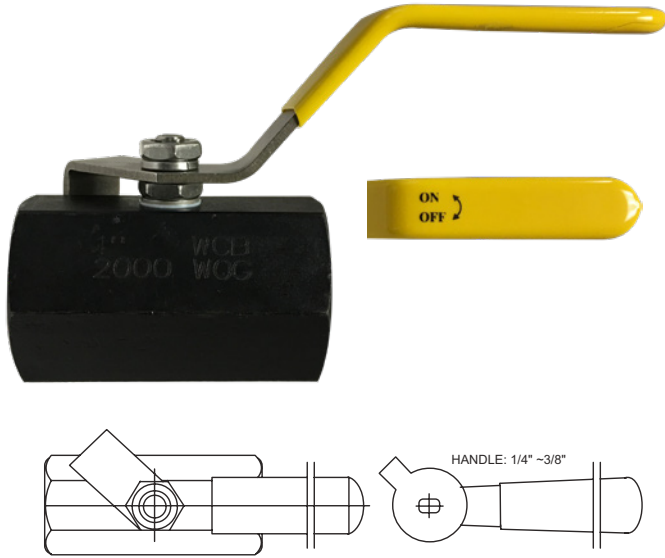
## VALVES

**STANDARD PORT CARBON STEEL BALL VALVE**

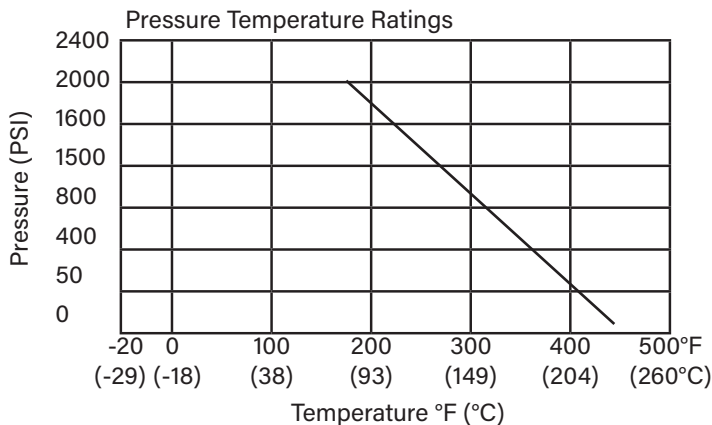
- For chemical and industrial applications.
- Blow-out proof stem design.
- 100% air tested under water, at 100 psi, open and closed positions.
- Made in China
- Generic handles

**SPECIFICATIONS**

- Working Pressure: 1/4" ~ 1" 2000 psi WOG,  
1-1/4" ~ 2" 1500 psi WOG,
- Temperature Range: -60° to 450°F
- End types: Threaded
- 1 piece ball valve
- Reinforced PTFE seat

**2000 PSI STANDARD PORT**

PART #	SIZE	D	H	E	L	WTG	BOX/ CASE	LIST PRICE
949121	1/4	.20	1.38	2.95	1.71	0.25	24/96	-----
949122	3/8	.28	1.30	3.27	1.87	0.32	100/200	-----
949123	1/2	.36	2.36	4.53	2.20	0.67	50/100	-----
949124	3/4	.49	2.72	4.53	2.58	1.06	50/100	-----
949125	1	.59	2.95	5.00	3.19	1.17	25/50	-----
949126	1-1/4	.78	3.07	5.29	3.94	3.15	15/30	-----
949127	1-1/2	0.98	3.39	5.29	3.94	2.15	15/30	-----
949128	2	1.26	3.86	5.29	4.49	6.21	10/20	-----



ITEM	PARTS	MATERIAL
1	Body	ASTM A216 WCB
2	Ball	ASTM A351 CF8
3	Stem	304
4	Ball Seat	PTFE
5	Cap Seal	PTFE
6	Packing	PTFE
7	Handle	SS304
8	Handle Sleeve	Vinyl Grip
9	Thrust Washer	PTFE
10	Gland	SS304
11	Washer	SS304
12	Handle Nut	SS304
13	Stem Nut	SS304

**WARNING:** This product can expose you to chemicals, including lead, which are known to the State of California to cause cancer and birth defects or other reproductive harm. For more information, visit [www.P65Warnings.ca.gov](http://www.P65Warnings.ca.gov)



# CARBON STEEL FULL PORT BALL VALVES

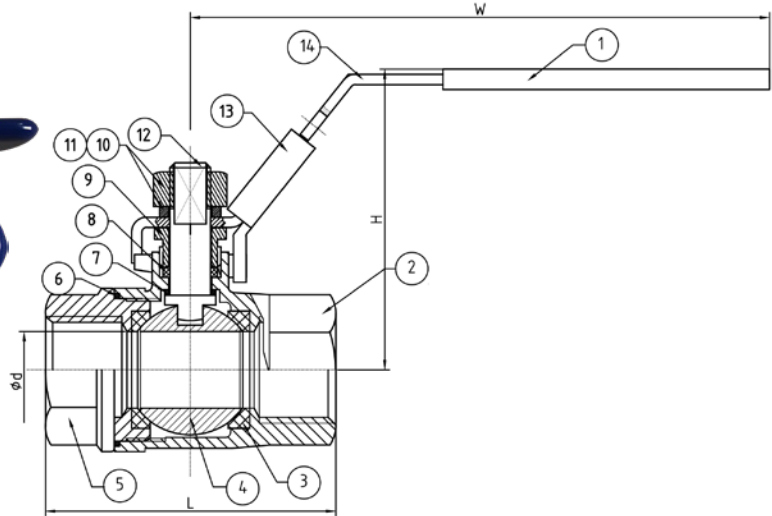
VALVES

## 2000 PSI CARBON STEEL 2PC FULL PORT BALL VALVE

• 2 PIECE

### SPECIFICATIONS

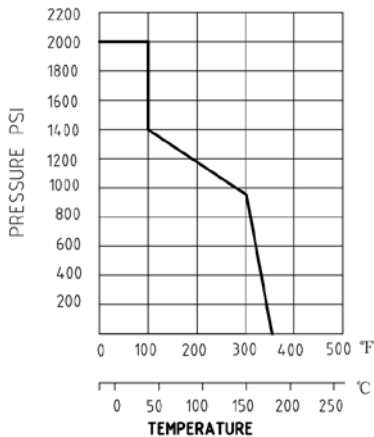
- Working Pressure: 2000 PSI (138 Bar)
- Temperature Range: -10° C-150° C
- Suitable medium: WOG
- Threaded End conforms to ANSI B1.20.1
- Made in China
- Generic handle



### 2000 PSI FULL PORT

PART #	SIZE	D	L	H	W	WTG	BOX/ CASE	LIST PRICE
949111	1/4	0.36	2.13	2.13	4.33	0.59	70	---
949112	3/8	0.50	2.13	2.17	4.33	0.59	70	---
949113	1/2	0.59	2.24	2.28	4.33	0.75	60	---
949114	3/4	0.79	2.76	2.40	4.33	1.17	50	---
949115	1	0.98	3.25	3.03	5.04	1.88	30	---
949116	1-1/4	1.26	3.58	3.19	5.04	2.45	20	---
949117	1-1/2	1.50	4.06	3.54	6.10	4.06	20	---
949118	2	1.97	4.90	4.25	6.10	2.43	7	---

PRESSURE-TEMPERATURE RATING



ITEM	PARTS	MATERIAL
1	Handle cover	Plastic
2	Body	CF8M
3	Ball seat	PTFE
4	Ball	CF8M
5	Cap	CF8M
6	Joint gasket	PTFE
7	Thrust washer	PTFE
8	Stem packing	PTFE
9	Gland nut	304
10	Spring washer	304
11	Stem nut	304
12	Stem	316
13	Lock device	304
14	Handle	304

WARNING: This product can expose you to chemicals, including lead, which are known to the State of California to cause cancer and birth defects or other reproductive harm. For more information, visit [www.P65Warnings.ca.gov](http://www.P65Warnings.ca.gov)

VALVES

# HIGH PRESSURE FULL PORT 2-WAY VALVES

## VALVES

### FULL PORT TWO-WAY



BKH

PART #	THREAD	WORKING PRESSURE	LIST PRICE
GE214NPT	1/4" NPT	7250 PSI	---
GE238NPT	3/8" NPT	7250 PSI	---
GE212NPT	1/2" NPT	7250 PSI	---
GE234NPT	3/4" NPT	5800 PSI	---
GE21NPT	1" NPT	5075 PSI	---
GE2114TNPT*	1-1/4" NPT	5000 PSI	---
GE2112TNPT*	1-1/2" NPT	5000 PSI	---
GE2-2T-NPT	2" NPT	5000 PSI	---

PART #	THREAD	WORKING PRESSURE	LIST PRICE
GE204SAE	7/16-20 UNF	7250 PSI	---
GE206SAE	9/16-18 UNF	7250 PSI	---
GE208SAE	3/4-16 UNF	7250 PSI	---
GE212SAE	1-1/16-12 UNF	5800 PSI	---
GE216SAE	1-5/16-12 UNF	5000 PSI	---

\* Reduced Port  
+ 'L' flow pattern

Temp Rating = -22° - 212°F

**Construction:** Steel Body, Ball, Stem  
Zinc Chromate Plate  
Buna "O" Rings (Fluoroelastomer on request)  
Delrin Ball Seats

### FULL PORT THREE-WAY



BK3

PART #	THREAD	WORKING PRESSURE	LIST PRICE
GE3L14NPT	1/4" NPT	5880 PSI	---
GE3L38NPT	3/8" NPT	5880 PSI	---
GE3L12NPT	1/2" NPT	5145 PSI	---
GE3L34NPT	3/4" NPT	5145 PSI	---
GE3L1NPT	1" NPT	5145 PSI	---
GE3L-2T-NPT	2" NPT	4500 PSI	---

PART #	THREAD	WORKING PRESSURE	LIST PRICE
GE3L06SAE	9/16-18 UNF	5880 PSI	---
GE3L08SAE	3/4-16 UNF	5145 PSI	---
GE3L12SAE	1-1/16-12 UNF	5145 PSI	---
GE3L16SAE	1-5/16-12 UNF	5145 PSI	---

+ 'L' flow pattern

Temp Rating = -22° - 212°F

**Construction:** Steel Body, Ball, Stem  
Zinc Chromate Plate  
Buna "O" Rings (Fluoroelastomer on request)  
Delrin Ball Seats

WARNING: This product can expose you to chemicals, including lead, which are known to the State of California to cause cancer and birth defects or other reproductive harm. For more information, visit [www.P65Warnings.ca.gov](http://www.P65Warnings.ca.gov)




# HIGH PRESSURE CHECK VALVES

## VALVES

### CHECK VALVES - HARD SEAT CARBON STEEL CONSTRUCTION - 5LB CRACKING PRESSURE


• w/ NPT threads



A ( NPT Female both ends )

PART #	A SIZE	B INCHES	C INCHES	RATED FLOW GPM	PSI	LIST PRICE
100025	1/4 NPT	2.44	.87	6	5,000	---
100035	3/8 NPT	2.87	.95	10	5,000	---
100045	1/2 NPT	3.76	1.26	18	5,000	---
100065	3/4 NPT	4.30	1.50	30	5,000	---
100085	1 NPT	4.74	1.83	36	5,000	---

### CHECK VALVES - HARD SEAT CARBON STEEL CONSTRUCTION - 65LB CRACKING PRESSURE



PART #	A SIZE	B INCHES	C INCHES	RATED FLOW GPM	PSI	LIST PRICE
1000265	1/4NPT	2.45	.87	6	5,000	---
1000365	3/8NPT	2.91	.94	10	5,000	---
1000465	1/2NPT	3.74	1.18	18	5,000	---
1000665	3/4NPT	4.29	1.26	30	5,000	---
1000865	1NPT	5.00	1.81	36	5,000	---
10001065	1-1/4NPT	5.20	2.41	50	3,000	---

**Rated Pressure: Sizes 2 thru 8 - 5000 psi / Sizes 10 thru 24 - 3000 psi**

• Soft Seat available by special quote

WARNING: This product can expose you to chemicals, including lead, which are known to the State of California to cause cancer and birth defects or other reproductive harm. For more information, visit [www.P65Warnings.ca.gov](http://www.P65Warnings.ca.gov)



**BUTTERFLY VALVES**  
VALVES

**DUCTILE IRON VALVES  
AND ACCESSORIES**

WAFFER STYLE - LEVER OPERATED



NICKLE PLATED DUCTILE IRON DISC & SS DISC

WAFFER STYLE GEAR OPERATED



NICKLE PLATED DUCTILE IRON DISC & SS DISC

BUTTERFLY ACCESSORIES



WAFFER STYLE DOUBLE DOOR CHECK VALVE



AWWA C508 OUTSIDE LEVER



AND WEIGHT CHECK VALVES

UL/FM FLANGED SWING CHECK VALVE



SWING CHECK FLANGED

AWWA C515-15 GATE VALVES



FLANGED OS & Y RESILIENT  
WEDGE GATE VALVE



NRS RESILIENT WEDGE GATE VALVES,  
FLANGED, MECHANICAL JOINT & FLANGE  
BY MECHANICAL JOINT

**WARNING:** This product can expose you to chemicals, including lead, which are known to the State of California to cause cancer and birth defects or other reproductive harm. For more information, visit [www.P65Warnings.ca.gov](http://www.P65Warnings.ca.gov)

# BUTTERFLY VALVES - WAFER

## VALVES

### LEVER - WAFER

Small in size and light in weight, easy to install. It can be mounted wherever needed, quick 90° on-off operation. Disc has two-way bearing, perfect seal without leakage under the pressure test. Flow curve tending to straight-line. Strong wash and brush resistance and can fit to bad working condition. Center plate structure, small torque of open and close. Disc & stem are fastened by pin, more stable.



Standard:

- 1.Design Code :Ap1609 Class A
- 2.Face To Face : Ap1609
- 3.End Standard:ansl B16.5 125lb/150lb
- 4.Inspection & Test:apl 598

#### TOP FLANGE DIMENSIONS

SIZE	4-Φd2
1.5"-3"	4-0.276
4"-6"	4-0.39
8"-14"	4-0.47

PART#	DUCTILE IRON DISC/ BUNA SEAT/ LEVER	CASE	WEIGHT	
9650L2	2"	200	7.3	---
9650L2.5	2-1/2"	190	8.4	---
9650L3	3"	180	9.8	---
9650L4	4"	150	12.1	---
9650L5	5"	110	16.5	---
9650L6	6"	90	16.9	---
9650L8	8"	50	30.3	---
9650L10	10"	35	44.5	---
9650L12	12"	24	51.6	---

### SS DISC/ EPDM SEAT/ LEVER

PART#	SIZE	
9650L2SE	2"	---
9650L3SE	3"	---
9650L4SE	4"	---
9650L5SE	5"	---
9650L6SE	6"	---
9650L8SE	8"	---
9650L10SE	10"	---
9650L12SE	12"	---

### GEAR - WAFER



Standard:

- 1.Design Code :Ap1609 Class A
- 2.Face To Face : Ap1609
- 3.End Standard:ansl B16.5 125lb/150lb
- 4.Inspection & Test:apl 598



#### TOP FLANGE DIMENSIONS

SIZE	ISO5211	ΦK	ΦE	4-ΦD2
1.5"-3"	F05	2.56	1.97	4-0.276
4"-6"	F07	3.54	2.76	4-0.39
8"-14"	F10	4.92	4.02	4-0.47

PART#	WAFER/ DUCTILE IRON DISC/ BUNA SEAT/ GEAR	CASE	WEIGHT	
9650G2	2"	200	7.3	---
9650G2.5	2-1/2"	190	8.4	---
9650G3	3"	180	9.8	---
9650G4	4"	150	12.1	---
9650G6	6"	90	16.9	---
9650G8	8"	50	30.3	---
9650G10	10"	35	44.5	---
9650G12	12"	24	51.6	---

### WAFER/ SS DISC/ EPDM SEAT/ GEAR

PART#	SIZE	
9650G2SE	2"	---
9650G2.5SE	2-1/2"	---
9650G3SE	3"	---
9650G4SE	4"	---
9650G6SE	6"	---
9650G8SE	8"	---
9650G10SE	10"	---
9650G12SE	12"	---

**BUTTERFLY VALVES - LUG**

## VALVES

**LEVER - LUG**

Small in size and light in weight, easy to install, can be mounted wherever needed. Lug type butterfly valve can be used at the end of the pipeline. Lug type butterfly valve has threaded metal inserts installed in the valve's bolt holes. Inserts are threaded on both ends, which allows this lug style valve to be installed into a system using two sets of bolts and no nuts for each hole. Valve is installed between two flanges using a separate set of bolts for each side of the flange. This setup permits either side of the piping system to be disconnected without disturbing the other side.



PART#	DUCTILE IRON DISC/ BUNA SEAT/ LEVER	CASE	WEIGHT	
9660L2	2"	200	7.3	---
9660L2.5	2-1/2"	190	8.4	---
9660L3	3"	180	9.8	---
9660L4	4"	150	12.1	---
9660L5	5"	110	16.5	---
9660L6	6"	90	16.9	---
9660L8	8"	50	30.3	---
9660L10	10"	35	44.5	---
9660L12	12"	24	51.6	---

**SS DISC/ EPDM SEAT/  
LEVER**

PART#	SIZE	
9660L2SE	2"	---
9660L3SE	3"	---
9660L4SE	4"	---
9660L5SE	5"	---
9660L6SE	6"	---
9660L8SE	8"	---
9660L10SE	10"	---
9660L12SE	12"	---

**GEAR - LUG**

PART#	DUCTILE IRON DISC/ BUNA SEAT/ GEAR	CASE	WEIGHT	
9660G2	2"	200	7.3	---
9660G2.5	2-1/2"	190	8.4	---
9660G3	3"	180	9.8	---
9660G4	4"	150	12.1	---
9660G6	6"	90	16.9	---
9660G8	8"	50	30.3	---
9660G10	10"	35	44.5	---
9660G12	12"	24	51.6	---

**SS DISC/ EPDM SEAT/  
GEAR**

PART#	SIZE	
9660G2SE	2"	---
9660G2.5SE	2-1/2"	---
9660G3SE	3"	---
9660G4SE	4"	---
9660G6SE	6"	---
9660G8SE	8"	---
9660G10SE	10"	---
9660G12SE	12"	---

WARNING: This product can expose you to chemicals, including lead, which are known to the State of California to cause cancer and birth defects or other reproductive harm. For more information, visit [www.P65Warnings.ca.gov](http://www.P65Warnings.ca.gov)



# BUTTERFLY ACCESSORIES

## VALVES

### STEM EXTENSIONS



- FOR BOLTS AND NUTS
- BLACK COLOR

PART#	FOR VALVE SIZES ""	LENGTH	
9650EX2324	2-3	24 LONG	---
9650EX2336	2-3	36 LONG	---
9650EX2348	2-3	48 LONG	---
9650EX2360	2-3	60 LONG	---
9650EX2372	2-3	72 LONG	---
9650EX4624	4-6	24 LONG	---
9650EX4636	4-6	36 LONG	---
9650EX4648	4-6	48 LONG	---
9650EX4660	4-6	60 LONG	---
9650EX4672	4-6	72 LONG	---
9650EX1224	8-12	24 LONG	---
9650EX1236	8-12	36 LONG	---
9650EX1248	8-12	48 LONG	---
9650EX1260	8-12	60 LONG	---
9650EX1272	8-12	72 LONG	---

### LEVER REPLACEMENT



PART#	REPLACEMENT LEVER HANDLE FOR	
9650L23	2-3 9650BFV	---
9650L46	4-6 9650 BFV	---
9650L812	8-10 9650 B	---
9650L120	12 9650 BFV	---

### GEAR WHEEL HANDLE



PART#	REPLACEMENT WHEEL HANDLE FOR	
9650WH23	2-3" 9650 BFV	---
9650WH46	4-6" 9650 BFV	---
9650WH812	8-12" BFV	---

### ROLL PIN



PART#	REPLACEMENT ROLL PIN FOR	
9650RP23	2-3 9650 BFV	---
9650RP46	4-6 9650 BFV	---
9650RP12	8-12 9650 BFV	----

### INDEX PLATE



PART#	REPLACEMENT INDEX PLATE	
9650IP23	2-3" 9650BFV	---
9650IP46	4-6" 9650BFV	---
9650IP812	8-12" 9650 B	---

### GEAR REPLACEMENT



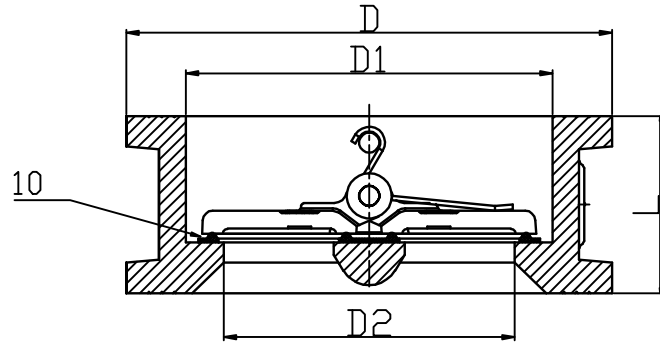

PART#	REPLACEMENT GEAR OPERATOR	
9650G23	2-3 9650 BFV	---
9650G46	4-6 9650 BFV	---
9650G812	8-10 9650BFV	---
9650G120	12 - 9650BFV	---

WARNING: This product can expose you to chemicals, including lead, which are known to the State of California to cause cancer and birth defects or other reproductive harm. For more information, visit [www.P65Warnings.ca.gov](http://www.P65Warnings.ca.gov)

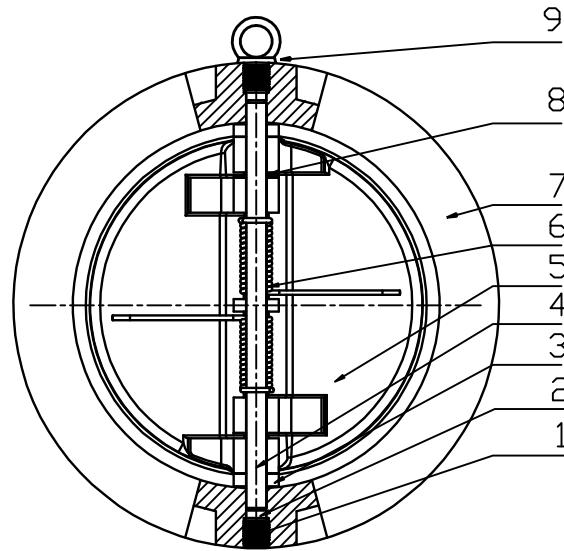
VALVES

# DUCTILE IRON CHECK VALVES

## DOUBLE DOOR WAFER CHECK VALVE



PART	PART	MATERIAL
1	Countersunk Hex Head Screws	Carbon Steel ASTM A325
2	Stal Ring	EPDM
3	Gasket	PTFE
4	Shaft	Stainless Steel SS420
5	Disc	Aluminum Brance C954
6	Spring	Stainless Steel SS304
7	Body	Ductile Lron ASTM 65-45-12
8	Gasket	PTFE
9	Rings	Carbon steel ASTM A325
10	Seat	EPDM



MAIN DIMENSIONS					
DN		DIMENSIONS (MM)			
inch	mm	L	D	D1	D2
2	50	54	102	64	46
2 1/2'	65	54	121	78	60
3	80	57	134	94	70
4	100	64	162	117	84
5	125	70	192	145	115
6	150	76	218	170	134
8	200	95	273	224	184
10	250	108	335	265	220
12	300	143	407	310	260
14	350	184	442	360	302
16	400	191	511	410	350

PART#	SIZE	CASE	WEIGHT	
963002	2	50	4	---
963025	2-1/2	40	5	---
963003	3	20	8	---
963004	4	20	13	---
963005	5	20	16	---
963006	6	10	20	---
963008	8	10	38	---
963010	10	10	38	---
963012	12	5	92	---
963014	14	4	121	---
963016	16	4	165	---

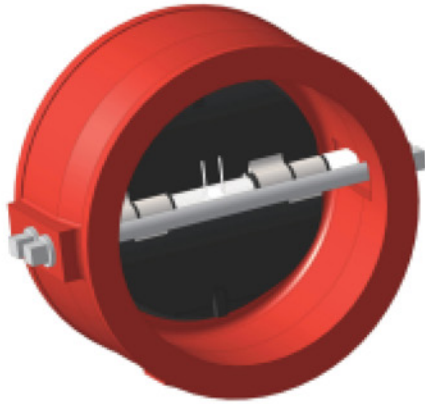
WARNING: This product can expose you to chemicals, including lead, which are known to the State of California to cause cancer and birth defects or other reproductive harm. For more information, visit [www.P65Warnings.ca.gov](http://www.P65Warnings.ca.gov)



# UL WAFER CHECK VALVES

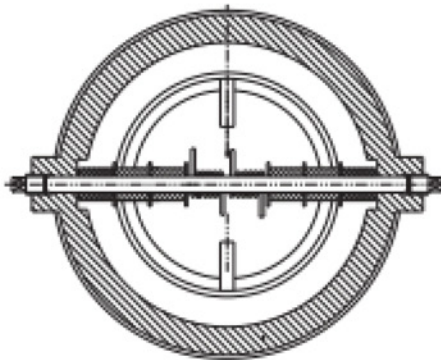
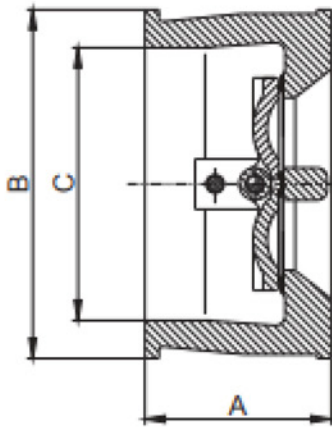
VALVES

## DOUBLE DOOR UL/FM WAFER CHECK VALVES



### Specifications

- Meet or exceed the requirements of UL312 and API 584 standard.
- Spring loaded for fast closure.
- Vertical or Horizontal installation.
- Resilient-seated for perfect tightness even at low differential pressure.
- Excellent flow characteristics and low pressure losses at high flow rates.
- Connection ends comply with ASME B16.1 Class 125 and ASME B16.5 Class 150 Flanges.
- UL 312/ULC listed.



### Working Pressure and Temperature

300 psi @ 0 C° to 87° C

### Corrosion Protection

Fusion Bonded Epoxy Coated Interior and Exterior to AWWA C550 Standard

PART #	963004UL	963006UL
SIZE	4	6
A	93mm/3.66in	105mm/4.13in
B	172mm/6.75in	220mm/8.66in
C	136mm/5.35in	178mm/7.00in

WARNING: This product can expose you to chemicals, including lead, which are known to the State of California to cause cancer and birth defects or other reproductive harm. For more information, visit [www.P65Warnings.ca.gov](http://www.P65Warnings.ca.gov)



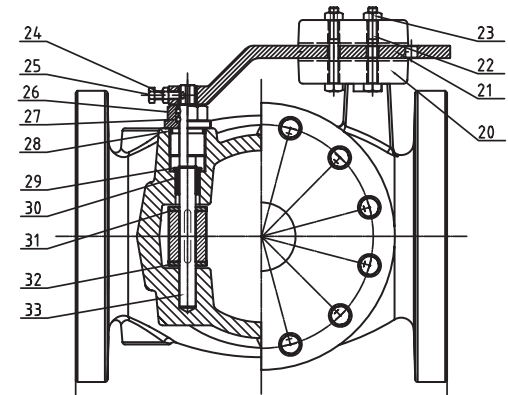
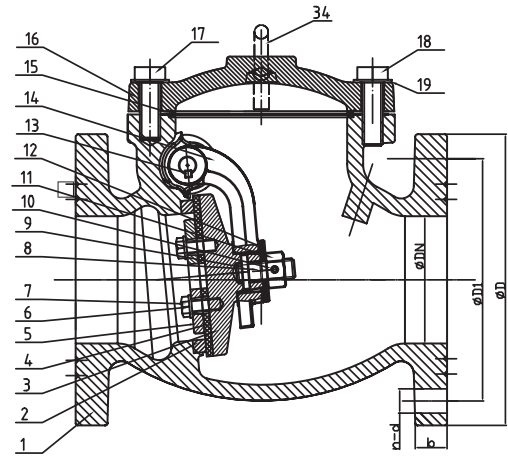
# DUCTILE IRON CHECK VALVES

VALVES

VALVES

## CHECK VALVE W/OUTSIDE L/W

### AWWA C508 CHECK VALVE W/OUTSIDE L/W



PART	PART	MATERIAL
1	Valve Body	Ductile iron 65-45-12
2	Seat	ASTM B62 C83600
3	Disc	Ductile iron 65-45-12
4	Disc Seat Ring	NBR
5	Retainer Washer	Ductile iron 65-45-12
6	Washer	AISI 304
7	Bolt	AISI 304
8	Stud	ASTM B62 C83600
9	Roll Pin	AISI 304
10	Roll Pin	AISI 304
11	Nut	ASTM B62 C83600
12	Washer	ASTM B62 C83600
13	Flat Key	AISI 304
14	Clapper Arm	Ductile iron 65-45-12
15	O-Ring	NBR
16	Bonnet	Ductile iron 65-45-12
17	Bolt	AISI 316
18	Bolt	AISI 316
19	Washer	AISI 316
20	Weight	Ductile iron,65-45-12
21	Arm	Cast steel WCB
22	Bolt	AISI 316
23	Nut	AISI 316
24	Nut	AISI 316
25	Bolt	AISI 316
26	Seat Nut	ASTM B62 C83600
27	O-Ring	NBR
28	Gasket	PTFE
29	Circlip	Carbon steel
30	Shaft sleeve gland	ASTM B62 CB3600
31	Washer	ASTM B62 CB3600
32	Washer	ASTM B62 CB3600
33	Hinge Pin	AISI 420
34	Eye bolt	Carbon steel

MAIN DIMENSIONS (MM)							
INCH	DN	L	D	D1	B	N-D	H
3"	80	241	200	152.5	19	4-19.1	173
4"	100	292	229	190.5	24	8-19.1	175.5
6"	150	356	285	241.5	25.5	8-22.2	237.5
8"	200	495	343	298.5	28.5	8-22.2	272.5
10"	250	622	406	362	30.5	12-25.4	326
12"	300	698	483	432	32	12-25.4	358



## UL/FM FLANGED SWING CHECK VALVE

PART#	SIZE	CASE	WEIGHT	
96203LW	3	16	57	---
96204LW	4	12	84	---
96206LW	6	6	156	---
96208LW	8	4	294	---
962010LW	10	2	466	---
962012LW	12	2	627	---

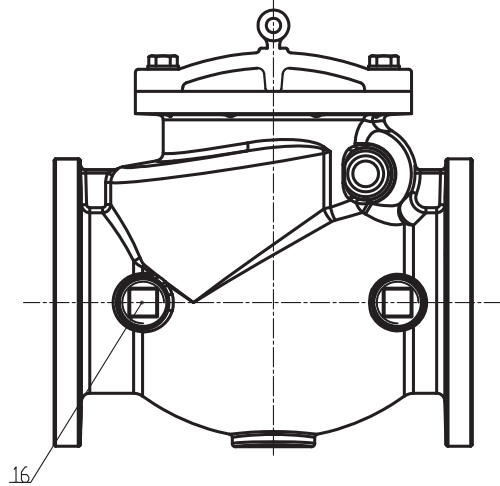
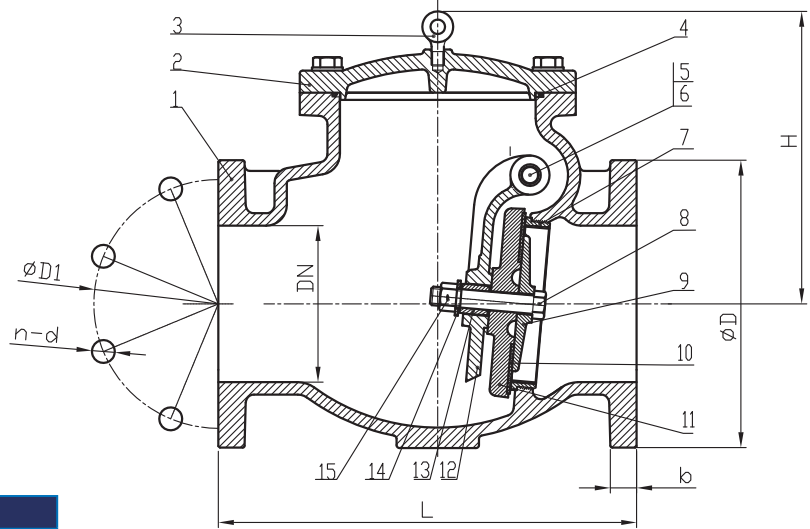
PART#	SIZE	CASE	WEIGHT	
96203UL	3	36	50	---
96204UL	4	36	77	---
96206UL	6	14	140	---
96208UL	8	4	266	---
962010UL	10	1	398	---
962012UL	12	1	533	---

WARNING: This product can expose you to chemicals, including lead, which are known to the State of California to cause cancer and birth defects or other reproductive harm. For more information, visit [www.P65Warnings.ca.gov](http://www.P65Warnings.ca.gov)

# DUCTILE IRON CHECK VALVES

## VALVES

### AWWA C508 & AWWA C515 SWING CHECK VALVE FLANGED



PART	PART	MATERIAL
1	Valve Body	Ductile Iron 65-45-12
2	Bonnet	Ductile Iron 65-45-12
3	Sling Ring	Carbon Steel Zinc Plated
4	O Ring	NBR
5	Hinge Pin	Stainless Steel 304
6	Hinge bushing	Brass ASTM B36
7	Seat Ring	Bronze ASTM B62
8	Disc Seat Bolts	Stainless Steel 304
9	Retainer Washer	Bronze ASTM B62
10	Disc Seat Ring	EPDM
11	Disc	Ductile Iron 65-45-12
12	Ctapper Arm	Ductile Iron 65-45-12
13	Stud Bushing	Bronze ASTM B36
14	O Ring	NBR
15	Nuts	Stainless Steel 304
16	Plug	Tin bronze

DN		PSI	DIMENSIONS (MM)					
INCH	MM		L	D	D1	B	N-D	H
3"	80	300	278	191	152.5	19	4-19.1	160
4"	100	300	330	229	190.5	24	8-19.1	218
6"	150	300	406	279	241.5	25.5	8-22.2	290
8"	200	300	495	343	298.5	28.5	8-22.2	330
10"	250	300	622	406	362	30.5	12-25.4	350
12"	300	300	660	483	432	32	12-25.4	376

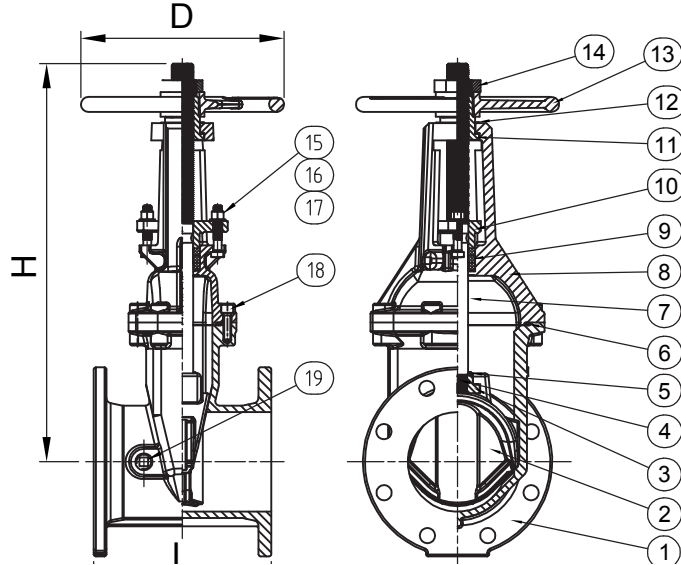
PART#	SIZE	CASE	WEIGHT	
962003	3	16	57	---
962004	4	12	84	---
962006	6	6	156	---
962008	8	4	294	---
962010	10	2	466	---
962012	12	2	627	---

WARNING: This product can expose you to chemicals, including lead, which are known to the State of California to cause cancer and birth defects or other reproductive harm. For more information, visit www.P65Warnings.ca.gov

# DUCTILE IRON GATE VALVES

VALVES

## C515 OS&Y RESILIENT SEATED GATE VALVE FLANGE ENDS, 300PSI



PART#	SIZE	CASE	WEIGHT	
9610F25	2-1/2"	25	46.2	---
9610F3	3"	16	62.7	---
9610F4	4"	16	74.8	---
9610F6	6"	9	103.9	---
9610F8	8"	6	190.9	---
9610F10	10"	2	291.8	---
9610F12	12"	2	409.8	---

### NO TAP

PART#	SIZE	CASE	WEIGHT	
9610NYCF25	2-1/2"	25	46.2	---
9610NYCF3	3"	32	62.7	---
9610NYCF4	4"	64	74.8	---
9610NYCF6	6"	54	103.9	---
9610NYCF8	8"	36	190.9	---
9610NYCF10	10"	12	291.8	---
9610NYCF12	12"	12	409.8	---

ITEM	DESCRIPTION	MATERIAL	ASTM SPEC.
1	Body	Ductile Iron	A536 65-45-12
2	Wedge	Ductile Iron, EPDM Encapsulated	A536 65-45-12
3	Wedge Nut	Stainless Steel	A276 Type 304SS
4	Pin	Stainless Steel	A276 Type 420SS
5	O-Ring	Rubber	D2000 NBR
6	Gasket	Rubber	D2000 NBR
7	Stem	Stainless Steel	A276 Type 304SS
8	Bonnet	Ductile Iron	A536 65-45-12
9	Packing	Graphite	
10	Gland	Ductile Iron	A536 65-45-12
11	Yoke Nut	Bronze	B148 C95200
12	Washer	Brass	
13	Handwheel	Ductile Iron	A536 65-45-12
14	Handwheel Nut	Ductile Iron	A536 65-45-12
15	Bolts	Stainless Steel	A276 Type 304SS
16	Nuts	Stainless Steel	A276 Type 316SS
17	Washers	Stainless Steel	A276 Type 304SS
18	Bonnet Bolts	Carbon Steel Zinc Plated	A307 Grade B
19	Plug	Malleable Iron	

MAIN DIMENSIONS							
SIZE	2.5"	3"	4"	6"	8"	10"	12"
L	7-1/2"	8"	9"	10-1/2"	11-1/2"	13"	14"
H (Open)	16-5/8"	18-7/8"	21-5/8"	29-1/8"	36-5/8"	44-1/2"	52"
H (Close)	13-3/4"	15-3/4"	17-3/4"	23-1/4"	28-3/4"	34-3/4"	40-1/6"
D	7-1/4"	10"	10"	12"	14"	17-1/2"	17-1/2"

COMPLIES WITH NEW YORK AND CHICAGO REQUIREMENTS.

Fax 1-800-877-5391

Sales@MidlandIndustries.com

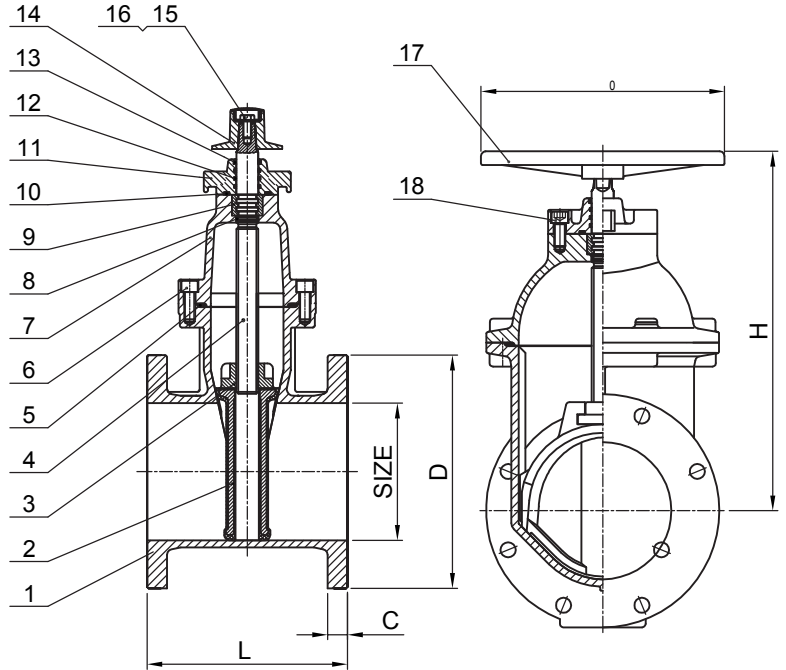
WARNING: This product can expose you to chemicals, including lead, which are known to the State of California to cause cancer and birth defects or other reproductive harm. For more information, visit www.P65Warnings.ca.gov



# DUCTILE IRON GATE VALVES

VALVES

## NRS RESILIENT SEATED GATE VALVE FLANGE ENDS, 300PSI



PART#	SIZE	CASE	WEIGHT	
9600FL25	2-1/2"	25	37.6	---
9600FL3	3"	16	54.2	---
9600FL4	4"	16	65.5	---
9600FL6	6"	9	107.5	---
9600FL8	8"	6	181.9	---
9600FL10	10"	2	297.4	---
9600FL12	12"	2	431.4	---

ITEM	DESCRIPT.	MATERIAL	ASTM SPEC.
1	Body	Ductile Iron	A536 65-45-12
2	Wedge	Ductile Iron, EPDM Encapsulated	A536 65-45-12
3	Wedge Nut	Bronze	B148 C95200
4	Stem	Stainless Steel	A276 Type 304SS
5	Gasket	Rubber	D2000 NBR
6	Bolts	Stainless Steel	A276 Type 304SS
7	Bonnet	Ductile Iron	A536 65-45-12
8	O-Ring	Rubber	D2000 NBR
9	Thrust Collar	Bronze	B148 C95200
10	O-Ring	Rubber	D2000 NBR
11	Gland	Ductile Iron	A536 65-45-12
12	O-Ring	Rubber	D2000 NBR
13	Dust Ring	Rubber	D2000 NBR
14	Operating Nut (Optional)	Ductile Iron	A536 65-45-12
15	Bolts	Stainless Steel	A276 Type 304SS
16	Washers	Stainless Steel	A276 Type 304SS
17	Handwheel (Optional)	Ductile Iron	A536 65-45-12
18	Bolts	Stainless Steel	A276 Type 304SS

MAIN DIMENSIONS							
SIZE	2.5"	3"	4"	6"	8"	10"	12"
L	7-1/2"	8.0"	9.0"	10-1/2"	11-1/2"	13.0"	14.0"
H	10.0"	11.0"	11.8"	16.4"	20.7"	24.5"	28.0"
D	7.0"	10.0"	10.0"	12.0"	14.0"	16.0"	16.0"

WARNING: This product can expose you to chemicals, including lead, which are known to the State of California to cause cancer and birth defects or other reproductive harm. For more information, visit [www.P65Warnings.ca.gov](http://www.P65Warnings.ca.gov)

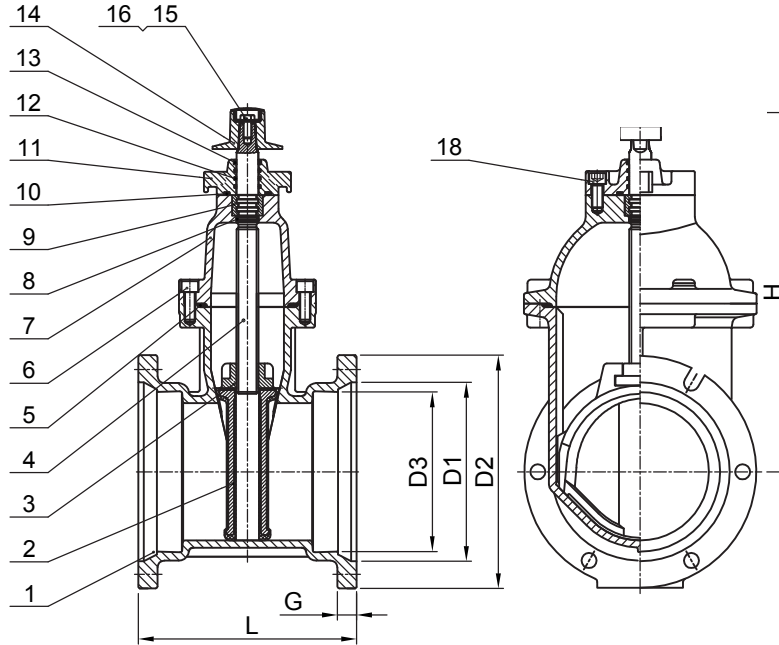
VALVES

# DUCTILE IRON GATE VALVES

## VALVES

### AWWA C515-15 NRS RESILIENT SEATED GATE VALVE

MJ x MJ ENDS, 300PSI



PART#	SIZE	WEIGHT	CASE	
9600MJ3	3"	54.2	16	---
9600MJ4	4"	65.5	16	---
9600MJ6	6"	107.5	9	---
9600MJ8	8"	181.9	6	---
9600MJ10	10"	297.4	2	---
9600MJ12	12"	431.4	2	---

ITEM	DESCRIP.	MATERIAL	ASTM SPEC.
1	Body	Ductile Iron	A536 65-45-12
2	Wedge	Ductile Iron, EPDM Encapsulated	A536 65-45-12
3	Wedge Nut	Bronze	B148 C95200
4	Stem	Stainless Steel	A276 Type 304SS
5	Gasket	Rubber	D2000 NBR
6	Bolts	Stainless Steel	A276 Type 304SS
7	Bonnet	Ductile Iron	A536 65-45-12
8	O-Ring	Rubber	D2000 NBR
9	Thrust Collar	Bronze	B148 C95200
10	O-Ring	Rubber	D2000 NBR
11	Gland	Ductile Iron	A536 65-45-12
12	O-Ring	Rubber	D2000 NBR
13	Dust Ring	Rubber	D2000 NBR
14	Operating Nut (Optional)	Ductile Iron	A536 65-45-12
15	Bolts	Stainless Steel	A276 Type 304SS
16	Washers	Stainless Steel	A276 Type 304SS
17	Handwheel (Optional)	Ductile Iron	A536 65-45-12
18	Bolts	Stainless Steel	A276 Type 304SS

\*Standard config is op nut only

\*MJ=Mechanical Joint

MAIN DIMENSIONS						
SIZE	3"	4"	6"	8"	10"	12"
L	11.5"	12.5"	14.8"	15.0"	13.0"	14.0"
H	16.4"	20.7"	24.5"	28.0"	24.5"	28.0"
D	12.0"	14.0"	16.0"	16.0"	16.0"	16.0"

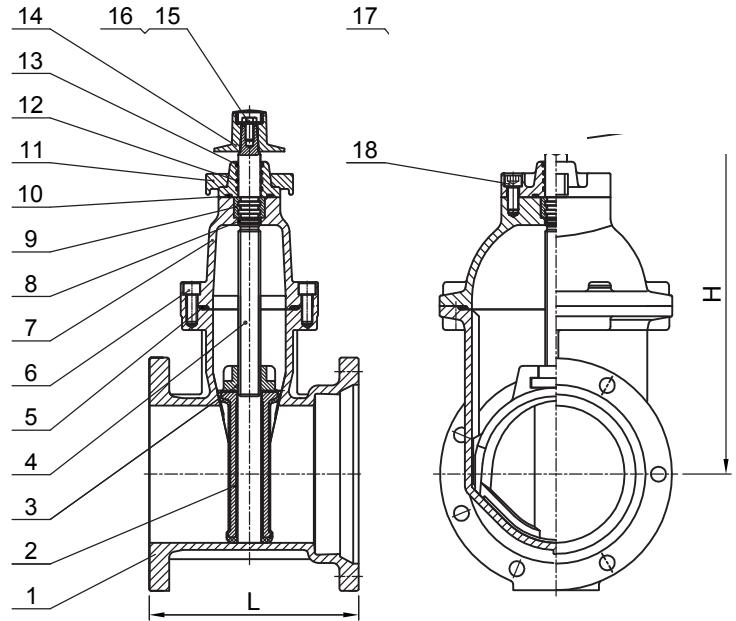
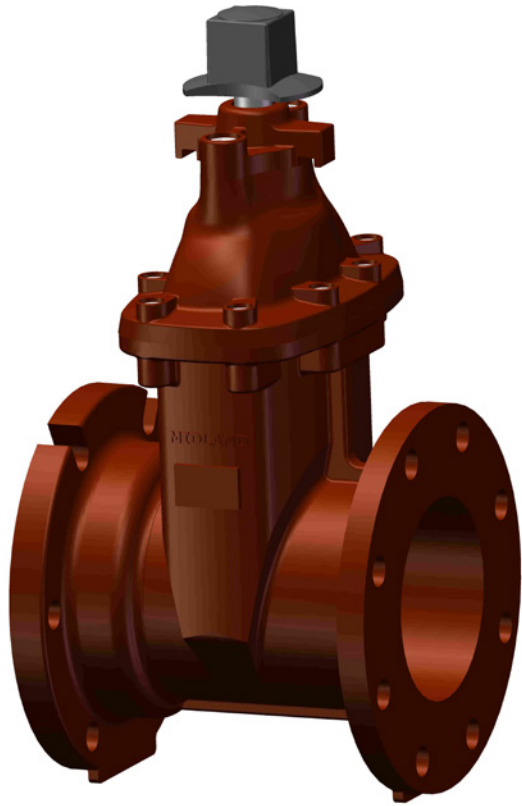
WARNING: This product can expose you to chemicals, including lead, which are known to the State of California to cause cancer and birth defects or other reproductive harm. For more information, visit [www.P65Warnings.ca.gov](http://www.P65Warnings.ca.gov)

# DUCTILE IRON GATE VALVES

VALVES

## NRS RESILIENT SEATED GATE VALVE

FL x MJ ENDS, 300PSI



PART#	SIZE	WEIGHT	CASE	
9600FJ3	3"	54.3	16	---
9600FJ4	4"	65.5	16	---
9600FJ6	6"	107.5	9	---
9600FJ8	8"	181.9	6	---
9600FJ10	10"	297.4	2	---
9600FJ12	12"	431.4	2	---

\*STANDARD CONFIG IS OP NUT ONLY

\*MJ=MECHANICAL JOINT

ITEM	DESCRIPTION	MATERIAL	ASTM SPEC.
1	Body	Ductile Iron	A536 65-45-12
2	Wedge	Ductile Iron, EPDM Encapsulated	A536 65-45-12
3	Wedge Nut	Bronze	B148 C95200
4	Stem	Stainless Steel	A276 Type 304SS
5	Gasket	Rubber	D2000 NBR
6	Bolts	Stainless Steel	A276 Type 304SS
7	Bonnet	Ductile Iron	A536 65-45-12
8	O-Ring	Rubber	D2000 NBR
9	Thrust Collar	Bronze	B148 C95200
10	O-Ring	Rubber	D2000 NBR
11	Gland	Ductile Iron	A536 65-45-12
12	O-Ring	Rubber	D2000 NBR
13	Dust Ring	Rubber	D2000 NBR
14	Operating Nut (Optional)	Ductile Iron	A536 65-45-12
15	Bolts	Stainless Steel	A276 Type 304SS
16	Washers	Stainless Steel	A276 Type 304SS
17	Handwheel (Optional)	Ductile Iron	A536 65-45-12
18	Bolts	Stainless Steel	A276 Type 304SS

MAIN DIMENSIONS								
SIZE	3"	4"	6"	8"	10"	12"	10"	12"
L	8.8"	9.5"	11.0"	12.0"	14.0"	14.5"	13"	14"
H	11.0"	11.8"	16.4"	20.7"	24.5"	28.0"	44-1/2"	52"
D	10.0"	10.0"	12.0"	14.0"	16.0"	16.0"	34-3/4"	40-1/6"

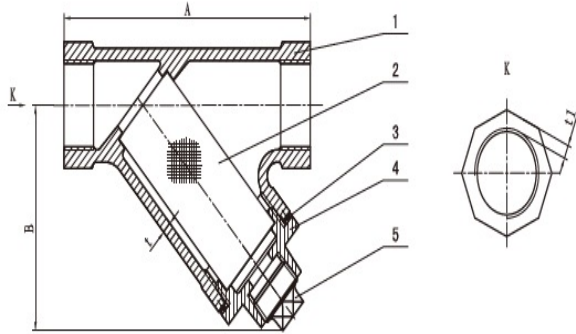
# GATE VALVES AND WYE-STRAINERS

## VALVES

### DI THREADED Y STRAINER



MIDLAND	DESCRIPTION
9642TH03	DI Threaded Y Strainer, 1/2"/DN15
9642TH04	DI Threaded Y Strainer, 3/4"/DN20
9642TH05	DI Threaded Y Strainer, 1"/DN25
9642TH06	DI Threaded Y Strainer, 1 1/4"/DN32
9642TH07	DI Threaded Y Strainer, 1 1/2"/DN40
9642TH08	DI Threaded Y Strainer, 2"/DN50
9642TH09	DI Threaded Y Strainer, 2 1/2"/DN50
9642TH10	DI Threaded Y Strainer, 3"/DN80



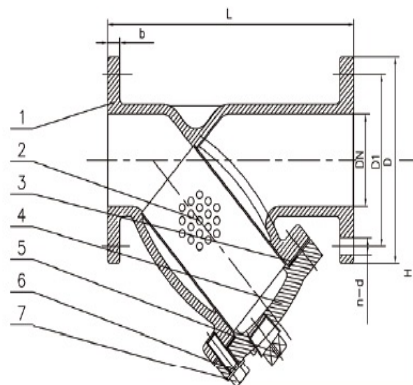
SIZE		DIMENSIONS(MM)				
inch	mm	A	B(max)	Plug	t	t1
1/4"	8	81	55	1/4"	2.4	2.4
3/8"	10	81	57	1/4"	2.5	2.5
1/2"	15	81	70	3/8"	2.54	2.54
3/4"	20	95	72	3/8"	3	3
1"	25	102	78	1/2"	4.06	4.06
1 1/4"	32	127	92	1/2"	4.83	4.83
1 1/2"	40	146	118	1/2"	4.83	4.83
2"	50	177	120	1/2"	5.59	5.59
2 1/2"	65	234	136	3/4"	5.59	5.59

### DI FLANGED WYE STRAINER

MIDLAND	DESCRIPTION
9642FL4	DI FLGD Y Strainer, Graphite Gasket, 4"/DN100
9642FL6	DI FLGD Y Strainer, Graphite Gasket, 6"/DN150
9642FL8	DI FLGD Y Strainer, Graphite Gasket, 8"/DN200
9642FL10	DI FLGD Y Strainer, Graphite Gasket, 10"/DN250
9642FL12	DI FLGD Y Strainer, Graphite Gasket, 12"/DN300
9642FL2	DI FLGD Y Strainer, Graphite Gasket, 2"/DN50
9642FL25	DI FLGD Y Strainer, Graphite Gasket, 2 1/2"/DN65
9642FL3	DI FLGD Y Strainer, Graphite Gasket, 3"/DN80



SIZE		DIMENSIONS(MM)					
inch	mm	L	D	D1	b	n- d	H
2	50	200	152	120.5	16	4- 19.1	155
2.5	65	254	178	139.5	17.5	4- 19.1	165
3	80	257	191	152.5	19	4- 19.1	180
4	100	308	229	190.5	24	8- 19.1	229
5	125	397	254	216	24	8- 22.2	285
6	150	470	279	241.5	25.5	8- 22.2	311
8	200	549	343	298.5	28.5	8- 22.2	394
10	250	654	406	362	30.5	12- 25.4	487
12	300	759	483	432	32	12- 25.4	547





# GATE VALVES

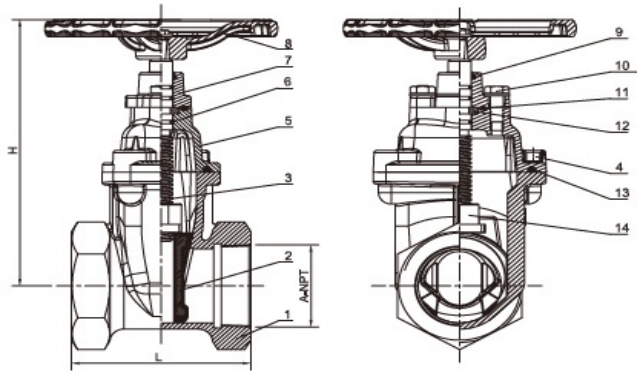
## VALVES

### IPS X IPS GATE VALVE



MIDLAND	DESCRIPTION
9640TH2	2 DI, IPS X IPS Gate Valve, NRS with EPDM Wedge
9640TH25	2 1/2 DI, IPS X IPS Gate Valve, NRS with EPDM Wedge
9640TH3	3 DI, IPS X IPS Gate Valve, NRS with EPDM Wedge
9640TH4	4 DI, IPS X IPS Gate Valve, NRS with EPDM Wedge
9640TH6	6 DI, IPS X IPS Gate Valve, NRS with EPDM Wedge

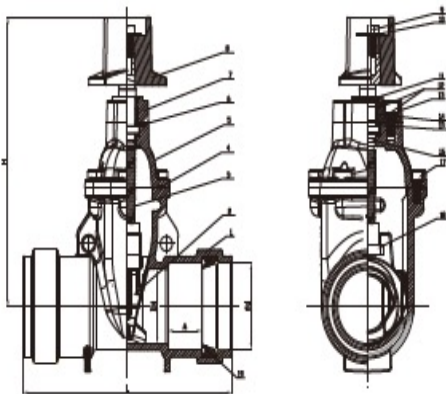
SIZE		DIMENSIONS(MM)	
inch	mm	L	H
2"	50	127	210
2.5"	65	140	232
3"	80	150	281
4"	100	190	316
5"	125	210	367



### RT X RT GATE VALVE (PUSH-ON)



MIDLAND	DESCRIPTION
9640RT2	2 DI, RT X RT Gate Valve, NRS W/ OP Nut
9640RT25	2 1/2 DI, RT X RT Gate Valve, NRS W/ OP Nut
9640RT3	3 DI, RT X RT Gate Valve, NRS W/ OP Nut
9640RT4	4 DI, RT X RT Gate Valve, NRS W/ OP Nut
9640RT6	6 DI, RT X RT Gate Valve, NRS W/ OP Nut
9640RT8	8 DI, RT X RT Gate Valve, NRS W/ OP Nut

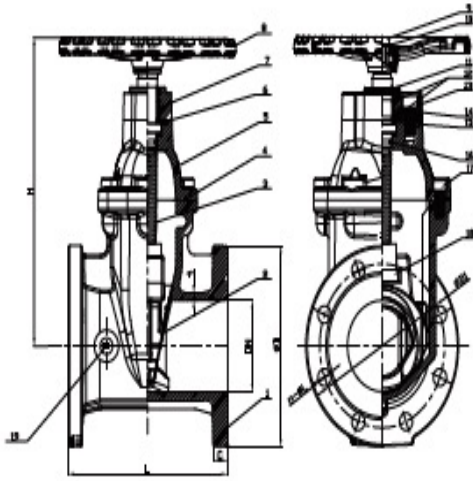


SIZE		PIPE O.D.	DIMENSIONS(MM)			
inch	mm	Average O.D. In.(mm)	L	H	A	d
2"	50	2.375(50.32)	260	278	50	62
2.5"	65	2.575(73.02)	273	300	53	75
3"	80	3.500(88.90)	305	321	57	90.5
4"	100	4.500(114.30)	350	375	57	117.5
6"	150	5.525(168.26)	428	455	95	172.5
8"	200	5.625(219.06)	470	565	110	222

WARNING: This product can expose you to chemicals, including lead, which are known to the State of California to cause cancer and birth defects or other reproductive harm. For more information, visit www.P65Warnings.ca.gov

**GATE VALVES**

## VALVES

**FL X FL GATE VALVE**

MIDLAND	DESCRIPTION
9640FL2	2 DI, FL X FL Gate Valve, NRS W/ OP Nut and H/W
9640FL25	2 1/2 DI, FL X FL Gate Valve, NRS W/ OP Nut and H/W
9640FL3	3 DI, FL X FL Gate Valve, NRS W/ OP Nut and H/W
9640FL4	4 DI, FL X FL Gate Valve, NRS W/ OP Nut and H/W
9640FL6	6 DI, FL X FL Gate Valve, NRS W/ OP Nut and H/W
9640FL8	8 DI, FL X FL Gate Valve, NRS W/ OP Nut and H/W

SIZE		DIMENSIONS(MM)					
inch	mm	L	H	D	D1	C	n-φL
2	50	176	254	152	120.7	15	4-φ19.1
2.5	65	190	275	178	139.7	17.5	4-φ19.1
3	80	203	301	191	152.4	19.1	4-φ19.1
4	100	229	355	229	190.5	19.1	8-φ19.1
5	125	254	393	254	215.9	19.1	8-φ22.2
6	150	267	448	279	241.3	19.1	8-φ22.2
8	200	292	548	343	290.5	22.2	8-φ22.2
10	250	330	626	405	362	23.5	12-φ25.4
12	300	356	722	463	431.5	25.4	12-φ25.4




WARNING: This product can expose you to chemicals, including lead, which are known to the State of California to cause cancer and birth defects or other reproductive harm. For more information, visit [www.P65warnings.ca.gov](http://www.P65warnings.ca.gov)



# VERTICAL POST INDICATORS

VALVES

## VERTICAL POST INDICATORS



### Material Specifications

PART	MATERIAL	ASTM SPECIFICATION
Post Head	Gray Cast Iron	A126 Class B
Operating Wrench	Ductile Iron	A536 Grade 65-45-12
Retaining Ring	Stainless Steel	A276 Type 304
Weather Cap	Polyethylene	Commercial
Threaded Sleeve	Stainless Steel	A276 Type 304
Pipe Plug	Malleable Iron	A47 Grade 22010
Target Plate	Aluminum Alloy	ASTM B26
Screw	Carbon Steel	A105
Target Plate	Aluminum Alloy	ASTM B26
Windows	Plexiglass	Commercial
Gasket	Rubber	D2000 NBR
Upper Barrel	Carbon Steel	A53 Type S Grade B
Lower Barrel	Carbon Steel	A53 Type S Grade B
Upper Rod	Carbon Steel	A53 Type S Grade B
Lower Rod	Carbon Steel	A53 Type S Grade B
Base Flange	Cast Iron	A126 Class B
Locking Bolts	Carbon Steel	A307 Grade B
Locking Nuts	Carbon Steel	A 105
Cotter Pin	Stainless Steel	A276 Type 304

### Specifications

Meet or Exceed the Requirements of NFPA 24 Standard.  
 Indicates the State of the Valve OPEN or SHUT Position.  
 Target Nut to allow 13 to 45 Turns.  
 "L" Shaped Wrench Handle fitting with a Secure Padlock (provided by user).  
 Protected Windows.  
 Telescoping Operating Rod.  
 Easily Adjustable Indicator OPEN and SHUT Targets.  
 UL/ULC 789 Listed and FM1110 Approved.  
 GOST Certification.

### Corrosion Protection

Spray Painted Interior and Exterior to AWWA C550 Standard.  
 Stand Barrel: Black Bitumen Coated.

### Options

Fusion Bonded Coating Interior and Exterior.  
 Tapped Supervisory Tamper Switch.  
 Stainless Steel Fasteners: A2-70 or A4-70.

### Dimension Data for Vertical Indicator Post (mm/inch)

SIZE	4	6	8	10	12	14
TURNS TO OPEN	13	20	26	33	39	45
H0	252/ 9.92	355/ 13.97	444/ 17.48	535/ 21.06	617/ 24.29	727/ 28.62

L = Adjustable Bury Depth Range

L	A	B
MIN	459/18.25	915/36
MAX	1003/39.5	1537/60.5

PART #	SIZE	LIST
9600IPA412	Fits 4"-12"	

WARNING: This product can expose you to chemicals, including lead, which are known to the State of California to cause cancer and birth defects or other reproductive harm. For more information, visit www.P65Warnings.ca.gov



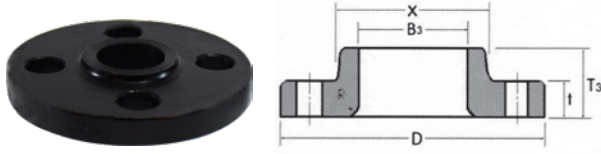
**FORGED STEEL FLANGES**

VALVES

ASTMA105  
ASME SA105  
ANSI B16.5

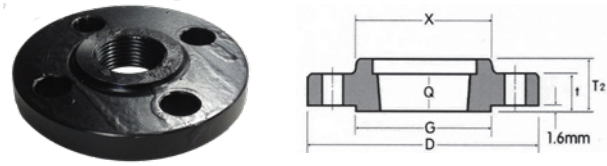
**CARBON STEEL FLANGES**

• A105 Forged Steel • CLASS 150  
( 1-1/2 thru 6" available in #316 Stainless Steel add SS to part# )



**SLIP-ON 1/16" RAISED FACE CARBON STEEL FLANGE**

PART #	SIZE	LIST PRICE
	1/2"	---
	3/4"	---
	1"	---
	1-1/4"	---
107024	1-1/2"	---
107025	2"	---
107026	2-1/2"	---
107027	3"	---
107029	4"	---
107031	6"	---
107032	8"	---
	10"	---
	12"	---



**THREADED 1/16" RAISED FACE CARBON STEEL FLANGE**

PART #	SIZE	LIST PRICE
107060	1/2"	---
107061	3/4"	---
107062	1"	---
107063	1-1/4"	---
107064	1-1/2"	---
107065	2"	---
107066	2-1/2"	---
107067	3"	---
107069	4"	---
107071	6"	---
107072	8"	---
107073	10"	---
	12"	---

NOMINAL PIPE SIZE	DEPTH OF SOCKET IN. Y	DRILLING			BOLTING				APPROXIMATE WEIGHT		
		BOLT CIRCLE DIAMETER	NUMBER OF HOLES	DIAMETER OF HOLES	DIAMETER OF BOLTS (INCH)	MACHINE BOLT LENGTH	STUD BOLT LENGTH		WELDING NECK	SLIP-ON AND THREADED	BLIND
							RAISED FACE	RAISED FACE			
1/2	.382	2.382	4	.618	1/2	2.00	2.252	-	1.146	1.036	1.036
3/4	.441	2.752	4	.618	1/2	2.00	2.50	-	2.028	1.653	1.389
1	.500	3.118	4	.618	1/2	2.252	2.50	3.00	2.425	1.893	2.094
1-1/4	.559	3.50	4	.618	1/2	2.252	2.752	3.252	3.086	3.086	3.086
1-1/2	.618	3.882	4	.618	1/2	2.50	2.752	3.252	3.99	3.109	3.571
2	.689	4.752	4	.752	5/8	2.752	3.252	3.752	6.173	4.982	5.82
2-1/2	.752	5.5	4	.752	5/8	3.00	3.50	4.00	9.436	7.562	8.951
3	.811	6.0	4	.752	5/8	3.00	3.50	4.00	11.42	8.818	11.023
4	.941	7.50	8	.752	5/8	3.00	3.50	4.00	16.138	12.677	16.535
6	1.059	9.50	8	.882	3/4	3.252	4.00	4.50	24.824	17.196	26.455
8	1.252	11.752	8	.882	3/4	3.50	4.252	4.752	39.683	28.66	44.092
10	1.311	14.252	12	1.00	7/8	4.00	4.50	5.00	55.116	37.699	66.139
12	1.559	17	12	1.00	7/8	4.00	4.752	5.252	85.936	61.024	97.003

WARNING: This product can expose you to chemicals, including lead, which are known to the State of California to cause cancer and birth defects or other reproductive harm. For more information, visit [www.P65Warnings.ca.gov](http://www.P65Warnings.ca.gov)

# FORGED STEEL FLANGES

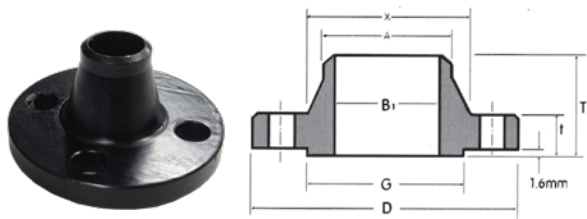
## VALVES

ASTMA105  
ASME SA105  
ANSI B16.5

• A105 Forged Steel

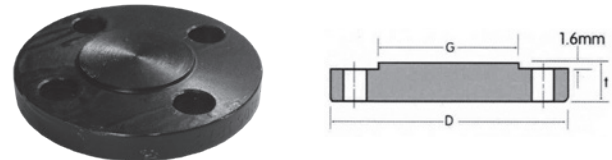
• CLASS 150

( 1-1/2 thru 6" available in #316 Stainless Steel add SS to part# )



**WELD NECK CARBON STEEL FLANGE**

PART #	SIZE	LIST PRICE
	1/2"	---
	3/4"	---
	1"	---
	1-1/4"	---
107004	1-1/2"	---
107005	2"	---
	2-1/2"	---
107007	3"	---
107009	4"	---
107011	6"	---



**BLIND 1/16" RAISED FACE  
CARBON STEEL FLANGE**

PART #	SIZE	LIST PRICE
	1/2"	---
	3/4"	---
107042	1"	---
	1-1/4"	---
107044	1-1/2"	---
107045	2"	---
	2-1/2"	---
107047	3"	---
107049	4"	---
	6"	---

NOMINAL PIPE SIZE	OUTSIDE DIAMETER	O.D OF RAISED FACE	DIAMETER AT BASE OF HUB	THICKNESS	BORE		LENGTH THRU HUB	
					WELDING NECK SOCKET WELDING	WELDING NECK	WELDING NECK	SLIP-ON THREADED SOCKET WELDING
					B1	T1	T2	
D	G	X	T	B1	T1	T2		
1/2	3.504	1.382	1.189	.441	.618	1.882	.618	
3/4	3.898	1.689	1.50	.50	.819	2.059	.618	
1	4.252	2.00	1.941	.559	1.051	2.189	.689	
1-1/4	4.606	2.50	2.311	.618	1.382	2.252	.811	
1-1/2	5.00	2.882	2.559	.689	1.610	2.441	.882	
2	5.984	3.618	3.059	.752	2.071	2.50	1.00	
2-1/2	7.008	4.118	3.559	.882	2.469	2.752	1.118	
3	7.52	5.00	4.252	.941	3.071	2.752	1.189	
4	9.016	6.189	5.311	.941	4.031	3.00	1.311	
6	10.984	8.50	7.559	1.00	6.071	3.50	1.559	
8	13.504	10.618	9.689	1.118	7.980	4.00	1.752	
10	15.984	12.752	12.00	1.189	10.02	4.00	1.941	
12	19.016	15.00	14.382	1.252	12.00	4.50	2.189	

WARNING: This product can expose you to chemicals, including lead, which are known to the State of California to cause cancer and birth defects or other reproductive harm. For more information, visit www.P65Warnings.ca.gov



**BLACK AND GALV. DUCTILE IRON REDUCING COMPANION FLANGES**

VALVES

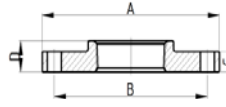
**THREADED COMPANION FLANGE CLASS 125 PATTERN (BLACK & GALVANIZED)**

\* Dimensions, faced and drilled in accordance with asme b16.42/Awwa c110

\* Coating: available in black electrophoretic coating and hot dip galvanized\* hot-dipped galvanized conform to astm a153; companion flange threads conform to asme b1.201

\* Application: waterworks, pump, irrigation

\* 150psi

**BLACK**

PART #	DESCRIPTION (DI FLANGE)	A (INCH)	B (INCH)	C (INCH)	D (INCH)	BOLT HOLE SIZE	NO. OF HOLES	UNIT WEIGHT (KG)	
108075	3" x 2"	7.50	6.00	0.75	1.19	φ0.75	4	4.3827	---
108076	3" x 2-1/2"	7.50	6.00	0.75	1.19	φ0.75	4	4.2013	---
108077	4" x 1-1/2"	9.00	7.50	0.94	1.31	φ0.75	8	6.8352	---
108088	4" x 2"	9.00	7.50	0.94	1.31	φ0.75	8	6.4168	---
108089	4" x 2-1/2"	9.00	7.50	0.94	1.31	φ0.75	8	6.3343	---
108090	4" x 3"	9.00	7.50	0.94	1.31	φ0.75	8	6.081	---
108091	5" x 4"	10.00	8.50	0.94	1.44	φ0.875	8	6.8761	---
108094	6" x 2"	11.00	9.50	1.00	1.56	φ0.875	8	10.6349	---
108095	6" x 3"	11.00	9.50	1.00	1.56	φ0.875	8	10.1831	---
108092	6" x 4"	11.00	9.50	1.00	1.56	φ0.875	8	9.4563	---
108096	8" x 4"	13.50	11.75	1.12	1.75	φ0.875	8	17.1296	---
108097	8" x 6"	13.50	11.75	1.12	1.75	φ0.875	8	15.2184	---
108098	8" x 2"	16.00	14.25	1.19	1.94	φ1	12	26.54	---
108099	8" x 3"	---	---	---	---	---	---	---	---
108100	10" x 2"	---	---	---	---	---	---	---	---
108101	12" x 2"	---	---	---	---	---	---	---	---

**GALVANIZED**

108031	2-1/2" x 2"	6.00	4.75	0.75	1.19	φ0.75	4	3.623	---
108032	3" x 2"	7.50	6.00	0.75	1.19	φ0.75	4	4.3827	---
108033	3" x 2-1/2"	7.50	6.00	0.75	1.19	φ0.75	4	4.2013	---
108034	4" x 2"	9.00	7.50	0.94	1.31	φ0.75	8	6.4168	---
108035	4" x 2-1/2"	9.00	7.50	0.94	1.31	φ0.75	8	6.3343	---
108036	4" x 3"	9.00	7.50	0.94	1.31	φ0.75	8	6.081	---
108038	6" x 2"	11.00	9.50	1.00	1.56	φ0.875	8	10.6349	---
108039	6" x 2-1/2"	11.00	9.50	1.00	1.56	φ0.875	8	10.5386	---
108037	6" x 4"	11.00	9.50	1.00	1.56	φ0.875	8	9.4563	---
108040	8" x 4"	13.50	11.75	1.12	1.75	φ0.875	8	17.1296	---
108041	8" x 6"	13.50	11.75	1.12	1.75	φ0.875	8	15.2184	---

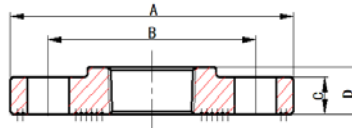
WARNING: This product can expose you to chemicals, including lead, which are known to the State of California to cause cancer and birth defects or other reproductive harm. For more information, visit www.P65Warnings.ca.gov



# BLACK AND GALVANIZED COMPANION FLANGES

VALVES

## DUCTILE IRON THREADED COMPANION FLANGES



\*Dimensions, faced and drilled in accordance with asme b16.42/Awwa c110

\*Coating: available in black electrophoretic coating and hot dip galvanized

\*Hot-dipped galvanized conform to astm a153; companion flange threads conform to asme b1.201

\*Application: water-works, pump, irrigation

### BLACK

PART # (BLACK)	DESCRIPTION (THREADED)	SIZE (INCH)	A (INCH)	B (INCH)	C (INCH)	D (INCH)	BOLT HOLE SIZE	NO. OF HOLES	UNIT WEIGHT (KG)	
108062	1 150	1"	4.25	3.12	0.44	0.75	φ0.625	4	0.8347	---
108063	1 1/4 150	1-1/4"	4.62	3.5	0.5	0.81	φ0.625	4	1.0797	---
108064	1 1/2 150	1-1/2"	5	3.88	0.56	0.88	φ0.625	4	1.3217	---
108065	2 150	2"	6	4.75	0.62	1	φ0.75	4	2.1457	---
108066	2 1/2 150	2-1/2"	7	5.5	0.69	1.12	φ0.75	4	3.4182	---
108067	3 150	3"	7.5	6	0.75	1.19	φ0.75	4	3.9051	---
108069	4 150	4"	9	7.5	0.94	1.31	φ0.75	8	5.5254	---
108071	6 150	6"	11	9.5	1	1.56	φ0.875	8	7.5328	---
108072	8 150	8"	13.5	11.75	1.12	1.75	φ0.875	8	13.0201	---
108073	10 150	10"	16	14.25	1.19	1.94	φ1	12	22.854	---
108074	12 150	12"	19	17	1.25	2.19	φ1	12	26.5451	---

### GALVANIZED

108025	2 150	2"	6	4.75	0.62	1	φ0.75	4	2.1457	---
108026	2 1/2 150	2-1/2"	7	5.5	0.69	1.12	φ0.75	4	3.4182	---
108027	3 150	3"	7.5	6	0.75	1.19	φ0.75	4	3.9051	---
108028	4 150	4"	9	7.5	0.94	1.31	φ0.75	8	5.5254	---
108029	6 150	6"	11	9.5	1	1.56	φ0.875	8	7.5328	---

### BLIND FLANGES



PART # (BLACK)	DESCRIPTION (THREADED)	SIZE (INCH)	A (INCH)	B (INCH)	C (INCH)	BOLT HOLE SIZE	NO. OF HOLES	UNIT WEIGHT (KG)	
108065BF		2"	6	4.75	0.62	φ0.75	4	2.3731	
108067BF		3"	7.5	6	0.94	φ0.75	4	4.8547	
108069BF		4"	9	7.5	0.94	φ0.75	8	6.5341	
108071BF		5"	10	8.5	0.94	φ0.875	8	7.9894	
108070BF		6"	11	9.5	1	φ0.875	8	10.811	
108072BF		8"	13.5	11.75	1.12	φ0.875	8	18.6264	
108073BF		10"	16	14.25	1.19	φ1	12	26.2487	

**GASKET SETS**

VALVES

**#150 BOLT & GASKET SET W/ PLATED STEEL BOLTS/NUTS  
& FULL FACE RED RUBBER GASKETS**

PART #	SIZE	LIST
987245	2" Bolt & Gasket Set	
987246	2-1/2" Bolt & Gasket Set	
987247	3" Bolt & Gasket Set	
987248	4" Bolt & Gasket Set	
987249	5" Bolt & Gasket Set	
987250	6" Bolt & Gasket Set	
987251	8" Bolt & Gasket Set	
987252	10" Bolt & Gasket Set	
987253	12" Bolt & Gasket Set	

**#150 BOLT & GASKET SET W/ PLATED STEEL BOLTS/NUTS & NON-ASBESTOS GASKETS**

PART #	SIZE	LIST
987254	2" Bolt & Gasket Set	
987255	2-1/2" Bolt & Gasket Set	
987256	3" Bolt & Gasket Set	
987257	4" Bolt & Gasket Set	
987258	5" Bolt & Gasket Set	
987259	6" Bolt & Gasket Set	
987260	8" Bolt & Gasket Set	
987261	10" Bolt & Gasket Set	
987262	12" Bolt & Gasket Set	

**#150 BOLT & GASKET SET W/ 304SS BOLTS/NUTS & FULL FACE RED RUBBER GASKETS**

PART #	SIZE	LIST
988245	2" Bolt & Gasket Set	
988246	2-1/2" Bolt & Gasket Set	
988247	3" Bolt & Gasket Set	
988248	4" Bolt & Gasket Set	
988249	5" Bolt & Gasket Set	
988250	6" Bolt & Gasket Set	
988251	8" Bolt & Gasket Set	
988252	10" Bolt & Gasket Set	
988253	12" Bolt & Gasket Set	

WARNING: This product can expose you to chemicals, including lead, which are known to the State of California to cause cancer and birth defects or other reproductive harm. For more information, visit [www.P65Warnings.ca.gov](http://www.P65Warnings.ca.gov)





# GASKET SETS

VALVES

## #150 BOLT & GASKET SET W/ 304SS BOLTS/NUTS & NON-ASBESTOS GASKETS




PART #	SIZE	LIST
988254	2" Bolt & Gasket Set	
988255	2-1/2" Bolt & Gasket Set	
988256	3" Bolt & Gasket Set	
988257	4" Bolt & Gasket Set	
988258	5" Bolt & Gasket Set	
988259	6" Bolt & Gasket Set	
988260	8" Bolt & Gasket Set	
988261	10" Bolt & Gasket Set	
988262	12" Bolt & Gasket Set	

## FULL FACE RED RUBBER GASKET



PART #	SIZE	LIST
988400	2" Gasket	
988401	2-1/2" Gasket	
988402	3" Gasket	
988403	4" Gasket	
988404	5" Gasket	
988405	6" Gasket	
988406	8" Gasket	
988407	10" Gasket	
988408	12" Gasket	

## NON-ASBESTOS RING GASKET



PART #	SIZE	LIST
987400	2" Gasket	
987401	2-1/2" Gasket	
987402	3" Gasket	
987403	4" Gasket	
987404	5" Gasket	
987405	6" Gasket	
987406	8" Gasket	
987407	10" Gasket	
987408	12" Gasket	

WARNING: This product can expose you to chemicals, including lead, which are known to the State of California to cause cancer and birth defects or other reproductive harm. For more information, visit [www.P65Warnings.ca.gov](http://www.P65Warnings.ca.gov)



# NIPPLES

FITTINGS AND NIPPLES

## NIPPLES & FITTINGS



### BRASS & BRONZE

Brass Nipples - Sch 40  
C/P Brass Nipples  
Bronze Fittings  
Lead Free Bronze Fittings  
C/P Fittings  
Bronze Drop Ear Elbows  
Bronze Barbs for PL. Pipe  
Steel Barbs for PL. Pipe  
Lead Free Bronze Barbs for PL. Pipe  
Stainless Steel Barbs for PL. Pipe  
Stainless Steel Well Couplings  
Stainless Steel Merchant Couplings

### STAINLESS STEEL

Stainless Nipples  
150# Cast SS Fittings

### BLACK & GALVANIZED

Sch. 40 Welded Steel Nipples  
Single Run  
Nipple Assortments  
Sch. 80 Seamless Steel nipple  
Sch. XXS Seamless Steel Nipple  
Groove Nipples  
Merchant Couplings  
API Line Couplings  
Malleable Fittings  
Steel Fittings  
300# Malleable  
Bull Plugs and Swages  
Forged Steel Fanges  
Companion Flanges  
Blind Flanges

**WARNING:** This product can expose you to chemicals, including Nickel, which are known to the State of California to cause cancer.  
For more information, visit [www.P65Warnings.ca.gov](http://www.P65Warnings.ca.gov)



# BRASS NIPPLES



We hereby certify that to the best of our knowledge and belief the CDA 230 alloy seamless Red Brass Pipe from which our nipples are produced meet the requirements of ASTM Specifications B43 and is free of mercury contamination. The chemical analysis is 85% copper, 15% Zinc and conforms to federal Specifications WWN-351. Our brass nipples meet ANSI/ASTM B687-96 and MS51846 for standard brass nipples, and MS51872 for extra heavy brass nipples.

Threads: Nipples are threaded with American Standard taper pipe threads (NPT) in accordance with screw-thread standard for Federal Services Handbook H-58. ANSI B1.20.1

This product is certified by NSF to NSF/ANSI 61 for use in drinking water supplies of pH 6.5 and above.

- ASTM B43
- ANSI B1.20.1, WW-N-351
- ANSI/ ASTM B687-96
- NSF-61 Approved
- MS51846 STD Brass Nipples
- RoHS compliant

**SEE OUR WEBSITE FOR EXTRA HEAVY BRASS NIPPLES AND  
EXTRA HEAVY BRONZE FITTINGS**

STANDARD RED BRASS 85% PIPE WITH THREADED ENDS SPECIFICATIONS:								
PIPE SIZE IN INCHES	DIMENSION IN INCHES			ALLOWABLE PRESSURE POUNDS PER SQUARE INCH				
	O.D.	I.D.	WALL THICKNESS	STANDARD SIZE (INCHES)	@ 100° F	@ 200° F	@ 300° F	@ 400° F
1/8"	.405	.281	.062	1/8"	370	370	320	140
1/4"	.540	.376	.082	1/4"	870	870	760	330
3/8"	.675	.495	.090	3/8"	890	890	780	340
1/2"	.840	.626	.107	1/2"	900	900	790	340
3/4"	1.050	.822	.114	3/4"	810	810	710	310
1"	1.315	1.063	.126	1"	630	630	560	240
1-1/4"	1.660	1.368	.146	1-1/4"	690	690	610	260
1-1/2"	1.900	1.600	.150	1-1/2"	630	630	560	240
2"	2.375	2.063	.156	2"	540	540	480	210
2-1/2"	2.875	2.501	.187	2-1/2"	450	450	390	170
3"	3.500	3.062	.219	3"	510	510	450	190
3-1/2"	4.000	3.500	.250	3-1/2"	570	570	500	220
4"	4.500	4.000	.250	4"	510	510	440	190
4-1/2"	5.000	4.500	.250	5"	410	410	360	160
5"	5.563	5.063	.250	6"	340	340	300	130
6"	6.625	6.125	.250					

No-Lead 125LB seamless Threaded Red Brass Nipples - 2200



**WARNING:** This product can expose you to chemicals, including Nickel, which are known to the State of California to cause cancer. For more information, visit [www.P65Warnings.ca.gov](http://www.P65Warnings.ca.gov)

# BRASS SCH 40 SEAMLESS

FITTINGS AND NIPPLES

113RB



1/8" - 27



1/8" DIAMETER SCH 40 SEAMLESS

PART #	LENGTH	BOX/CASE	APPROX. WT. LBS.	LIST
40001	Close ( 3/4" )	25/400	0.02	---
40002	x 1-1/2"	25/400	0.03	---
40003	x 2"	25/400	0.04	---
40004	x 2-1/2"	25/400	0.05	---
40005	x 3"	25/400	0.06	---
40006	x 3-1/2"	25/400	0.07	---
40007	x 4"	25/400	0.08	---
40008	x 4-1/2"	25/400	0.10	---
40009	x 5"	25/400	0.11	---
40010	x 5-1/2"	25/400	0.12	---
40011	x 6"	25/400	0.13	---
40012	x 7"	25/400	0.15	---
40013	x 8"	25/400	0.17	---
40014	x 9"	25/400	0.19	---
40015	x 10"	25/400	0.21	---
40017	x 12"	25/400	0.25	---



1/4"-18

1/4" DIAMETER SCH 40 SEAMLESS

PART #	LENGTH	BOX/CASE	APPROX. WT. LBS.	LIST
40020	Close ( 7/8" )	25/400	0.03	---
40021	x 1-1/2"	25/400	0.05	---
40022	x 2"	25/400	0.07	---
40023	x 2-1/2"	25/400	0.09	---
40024	x 3"	25/400	0.11	---
40025	x 3-1/2"	25/400	0.13	---
40026	x 4"	25/400	0.14	---
40027	x 4-1/2"	25/400	0.16	---
40028	x 5"	25/400	0.18	---
40029	x 5-1/2"	25/400	0.20	---
40030	x 6"	25/400	0.22	---
40031	x 7"	25/200	0.25	---
40032	x 8"	25/200	0.29	---
40034	x 10"	25/200	0.36	---
40035	x 11"	25/200	0.40	---
40036	x 12"	25/200	0.43	---

WARNING: This product can expose you to chemicals, including Nickel, which are known to the State of California to cause cancer. For more information, visit [www.P65Warnings.ca.gov](http://www.P65Warnings.ca.gov)



# BRASS SCH 40 SEAMLESS

FITTINGS AND NIPPLES



**LEAD  
FREE**

3/8"-18

3/8" DIAMETER SCH 40 SEAMLESS

PART #	LENGTH	BOX/CASE	APPROX. WT. LBS.	LIST
40040	Close ( 1" )	25/400	0.05	---
40041	x 1-1/2"	25/400	0.08	---
40042	x 2"	25/400	0.10	---
40043	x 2-1/2"	25/400	0.13	---
40044	x 3"	25/400	0.16	---
40045	x 3-1/2"	25/400	0.18	---
40046	x 4"	25/400	0.21	---
40047	x 4-1/2"	25/300	0.23	---
40048	x 5"	25/300	0.26	---
40049	x 5-1/2"	25/300	0.29	---
40050	x 6"	25/300	0.31	---
40051	x 7"	25/200	0.36	---
40052	x 8"	25/150	0.42	---
40054	x 10"	25/100	0.52	---
40056	x 12"	25/100	0.62	---

113RB



**LEAD  
FREE**

1/2" - 14

1/2" DIAMETER SCH 40 SEAMLESS

PART #	LENGTH	BOX/CASE	APPROX. WT. LBS.	LIST
40060	Close ( 1-1/8" )	25/400	0.09	---
40061	x 1-1/2"	25/400	0.12	---
40062	x 2"	25/400	0.16	---
40063	x 2-1/2"	25/300	0.20	---
40064	x 3"	25/300	0.23	---
40065	x 3-1/2"	25/300	0.27	---
40066	x 4"	25/200	0.31	---
40067	x 4-1/2"	25/200	0.35	---
40068	x 5"	25/200	0.39	---
40069	x 5-1/2"	25/200	0.43	---
40070	x 6"	25/200	0.47	---
40071	x 7"	25/100	0.55	---
40072	x 8"	25/100	0.62	---
40073	x 9"	25/100	0.70	---
40074	x 10"	25/75	0.78	---
40075	x 11"	25/75	0.86	---
40076	x 12"	25/75	0.94	---
40079	x 24"			
40245	x 36"			

**WARNING:** This product can expose you to chemicals, including Nickel, which are known to the State of California to cause cancer. For more information, visit [www.P65Warnings.ca.gov](http://www.P65Warnings.ca.gov)



# BRASS SCH 40 SEAMLESS

FITTINGS AND NIPPLES

FITTINGS & NIPPLES




**LEAD  
FREE**

3/4" - 14

## 3/4" DIAMETER SCH 40 SEAMLESS

PART #	LENGTH	BOX/CASE	APPROX. WT. LBS.	LIST
40080	Close (1- 3/8" )	25/400	0.15	---
40081	x 1-1/2"	25/400	0.16	---
40082	x 2"	25/300	0.21	---
40083	x 2-1/2"	25/300	0.27	---
40084	x 3"	25/200	0.32	---
40085	x 3-1/2"	25/200	0.37	---
40086	x 4"	25/150	0.43	---
40087	x 4-1/2"	25/150	0.48	---
40088	x 5"	25/100	0.53	---
40089	x 5-1/2"	25/100	0.59	---
40090	x 6"	25/100	0.64	---
40091	x 7"	25/75	0.75	---
40092	x 8"	25/75	0.85	---
40093	x 9"	25/75	0.96	---
40094	x 10"	25/50	1.06	---
40095	x 11"	25/50	1.17	---
40096	x 12"	25/50	1.28	---
40097	x 18"	1/1	1.92	---
40098	x 24"	1/1	2.56	---
40099	x 36"	1/1	3.84	---

113RB



**LEAD  
FREE**

1" - 11 1/2

## 1" DIAMETER SCH 40 SEAMLESS

PART #	LENGTH	BOX/CASE	APPROX. WT. LBS.	LIST
40100	Close ( 1-1/2" )	25/200	0.23	---
40101	x 2"	25/200	0.30	---
40102	x 2-1/2"	25/150	0.38	---
40103	x 3"	25/150	0.45	---
40104	x 3-1/2"	25/100	0.53	---
40105	x 4"	25/100	0.60	---
40106	x 4-1/2"	25/100	0.68	---
40107	x 5"	25/75	0.75	---
40108	x 5-1/2"	25/75	0.83	---
40109	x 6"	25/50	0.94	---
40110	x 7"	25/50	1.05	---
40111	x 8"	25/50	1.20	---
40112	x 9"	25/50	1.35	---
40113	x 10"	25/50	1.50	---
40114	x 11"	25/50	1.65	---
40115	x 12"	20/40	1.80	---
40118	x 18"			
40119	x 24"			
40262	x 36"			

**WARNING:** This product can expose you to chemicals, including Nickel, which are known to the State of California to cause cancer. For more information, visit [www.P65Warnings.ca.gov](http://www.P65Warnings.ca.gov)

# BRASS SCH 40 SEAMLESS

FITTINGS AND NIPPLES




**LEAD  
FREE**

1 1/4" - 11 1/2

1-1/4" DIAMETER SCH 40 SEAMLESS

PART #	LENGTH	BOX/CASE	APPROX. WT. LBS.	LIST
40120	Close ( 1-5/8" )	25/100	0.36	---
40121	x 2"	25/100	0.44	---
40122	x 2-1/2"	25/100	0.56	---
40123	x 3"	25/100	0.67	---
40124	x 3-1/2"	25/100	0.78	---
40125	x 4"	25/50	0.89	---
40126	x 4-1/2"	25/50	1.00	---
40127	x 5"	25/50	1.11	---
40128	x 5-1/2"	25/50	1.22	---
40129	x 6"	25/50	1.33	---
40131	x 8"	25/50	1.78	---
40135	x 12"	25/50	2.67	---

113RB



**LEAD  
FREE**

1-1/2" - 11 1/2


1-1/2" DIAMETER SCH 40 SEAMLESS

PART #	LENGTH	BOX/CASE	APPROX. WT. LBS.	LIST
40140	Close ( 1-3/4" )	25/100	0.46	---
40141	x 2"	25/100	0.53	---
40142	x 2-1/2"	25/50	0.66	---
40143	x 3"	25/50	0.79	---
40144	x 3-1/2"	25/50	0.93	---
40145	x 4"	25/50	1.06	---
40146	x 4-1/2"	25/50	1.19	---
40147	x 5"	20/40	1.32	---
40148	x 5-1/2"	20/40	1.46	---
40149	x 6"	20/40	1.59	---
40151	x 8"	20/40	2.12	---
40153	x 10"	20/40	2.65	---
40155	x 12"	1/15	3.18	---

**WARNING:** This product can expose you to chemicals, including Nickel, which are known to the State of California to cause cancer. For more information, visit [www.P65Warnings.ca.gov](http://www.P65Warnings.ca.gov)

# BRASS SCH 40 SEAMLESS

FITTINGS AND NIPPLES



**LEAD  
FREE**

2" - 11 1/2

## 2" DIAMETER SCH 40 SEAMLESS

PART #	LENGTH	BOX/CASE	APPROX. WT. LBS.	LIST
40160	Close ( 2" )	25/50	0.69	---
40161	x 2-1/2"	25/50	0.86	---
40162	x 3"	25/50	1.03	---
40163	x 3-1/2"	25/50	1.20	---
40164	x 4"	1/25	1.37	---
40165	x 4-1/2"	1/25	1.54	---
40166	x 5"	1/25	1.72	---
40167	x 5-1/2"	1/25	1.89	---
40168	x 6"	1/25	2.06	---
40169	x 7"	1/20	2.40	---
40170	x 8"	1/18	2.74	---
40171	x 9"	1/18	3.09	---
40172	x 10"	1/18	3.43	---
40174	x 12"	1/14	4.12	---
40175	x 18"	1/1	6.18	---
40176	x 24"	1/1	8.24	---
40177	x 30"			
40178	x 36"	1/1	12.36	---
40179	x 48"	1/1	16.48	---

113RB



**LEAD  
FREE**

2 1/2" - 8

## 2-1/2" DIAMETER SCH 40 SEAMLESS

PART #	LENGTH	BOX/CASE	APPROX. WT. LBS.	LIST
40180	Close ( 2-1/2" )	1/36	1.26	---
40181	x 3"	1/36	1.51	---
40182	x 3-1/2"	1/30	1.76	---
40183	x 4"	1/30	2.02	---
40184	x 4-1/2"	1/30	2.27	---
40185	x 5"	1/20	2.52	---
40186	x 5-1/2"	1/20	2.77	---
40187	x 6"	1/20	3.03	---
40193	x 12"			

See our Valve section for 2-1/2, 3 and 4" Valves

**WARNING:** This product can expose you to chemicals, including Nickel, which are known to the State of California to cause cancer.  
 For more information, visit [www.P65Warnings.ca.gov](http://www.P65Warnings.ca.gov)



# BRASS SCH 40 SEAMLESS

FITTINGS AND NIPPLES



LEAD  
FREE

## 3" DIAMETER SCH 40 SEAMLESS

PART #	LENGTH	BOX/CASE	APPROX. WT. LBS.	LIST
40200	Close ( 2-5/8" )	1/24	1.89	---
40201	x 3"	1/20	2.16	---
40203	x 4"	1/18	2.88	---
40205	x 5"	1/18	3.60	---
40206	x 5-1/2"	1/18	3.96	---
40207	x 6"	1/12	4.32	---
40209	x 8"	1/1	5.76	---
40211	x 10"			
40213	x 12"	1/1		---

113RB



LEAD  
FREE

## 4" DIAMETER SCH 40 SEAMLESS

PART #	LENGTH	BOX/CASE	APPROX. WT. LBS.	LIST
40220	Close ( 2-7/8 )	1/20	2.40	---
40234	x 6"	1/5	6.36	---

 **WARNING:** This product can expose you to chemicals, including Nickel, which are known to the State of California to cause cancer. For more information, visit [www.P65Warnings.ca.gov](http://www.P65Warnings.ca.gov)

# CHROME PLATED

## FITTINGS AND NIPPLES

113CP



**LEAD  
FREE**

### 3/8" DIAMETER CHROME PLATED

PART #	LENGTH	BOX/CASE	APPROX. WT. LBS.	LIST
41040	X Close	5/25	0.05	---
41041	x 1-1/2"	5/25	0.08	---
41042	x 2"	5/25	0.10	---
41043	x 2-1/2"	5/25	0.13	---
41044	x 3"	5/25	0.16	---
41045	x 3-1/2"	5/25	0.18	---
41046	x 4"	5/25	0.21	---
41047	x 4-1/2"	5/25	0.23	---
41048	x 5"	5/25	0.26	---
41050	x 6"	5/25	0.31	---
41054	x 10"	1/1	0.52	---



**LEAD  
FREE**

### 1/2" DIAMETER CHROME PLATED

PART #	LENGTH	BOX/CASE	APPROX. WT. LBS.	LIST
41060	X Close	5/25	0.09	---
41061	x 1-1/2"	5/25	0.12	---
41062	x 2"	5/25	0.16	---
41063	x 2-1/2"	5/25	0.20	---
41064	x 3"	5/25	0.23	---
41065	x 3-1/2"	5/25	0.27	---
41066	x 4"	5/25	0.31	---
41067	x 4-1/2"	5/25	0.35	---
41068	x 5"	5/25	0.39	---
41069	x 5-1/2"	5/25	0.43	---
41070	x 6"	5/25	0.47	---
41072	x 8"			
41074	x 10"	1/1	0.78	---
41076	x 12"	1/1	0.94	---

**WARNING:** This product can expose you to chemicals, including Nickel, which are known to the State of California to cause cancer. For more information, visit [www.P65Warnings.ca.gov](http://www.P65Warnings.ca.gov)



# BRONZE FITTINGS

FITTINGS AND NIPPLES

## BRONZE FITTINGS



UL842, UL258, UL125, FM



### CLASS 125 (150) FOR STEAM, WATER, GAS, OIL AND AIR SERVICE STANDARD SPECIFICATIONS

Materials - ASTM B62-93 (85,5,5,5) C83600

Dimensions - ANSI B 16.15

Threads - ANSI B2.1 or BA 21 and Fed. WW-P-460C, MSS-SP-106, ANSI/ASME B1.20.1

- UL/ FM Approved
- ISO 9001:2000
- Not Lead Free
- RoHS Compliant

Bronze threaded fittings are manufactured from smooth-cored castings, designed to provide full flow with minimum restriction. All threads are accurately machined and gauged to ensure a perfect fit with the pipe. All fittings are individually tested under water to ensure quality. Bronze provides a tighter seal and is easier to install than other metals. Can be used for water, plumbing, heating, pneumatic and marine applications, able to resist the harmful effects of corrosion when coming into contact with salt water or fresh water polluted with mineral acids or peaty soils.

## LEAD FREE BRASS FITTINGS

LEAD  
FREE

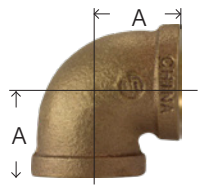


- Approved to ANSI/NSF 61-4 California AB 1953
- Meets Federal State Drinking Water Act, Lead Free Requirement
- Brass fittings conform to AWWA C800
- Brass castings conform to ASTM B584, UNS Alloy C8933
- Brass fittings dimensions conform to ASME B16.15
- NPT threads on all fittings conform to ASME B1.20.1
- Brass unions conform to specification A-A-59617
- Manufacturing facilities are ISO 9001:2008

**WARNING:** This product can expose you to chemicals, including Nickel, which are known to the State of California to cause cancer. For more information, visit [www.P65Warnings.ca.gov](http://www.P65Warnings.ca.gov)

# BRONZE/ LEAD FREE BRONZE

FITTINGS AND NIPPLES



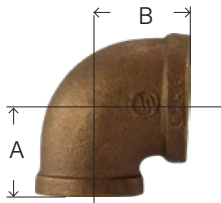
100RB

738100



## 90° ELBOWS

PART #	LIST	BOX/CASE	SIZE	PART #	LIST
44100	---	50/600	1/8"	44100LF	---
44101	---	35/420	1/4"	44101LF	---
44102	---	90/360	3/8"	44102LF	---
44103	---	50/200	1/2"	44103LF	---
44104	---	35/105	3/4"	44104LF	---
44105	---	20/60	1"	44105LF	---
44106	---	20/40	1-1/4"	44106LF	---
44107	---	15/30	1-1/2"	44107LF	---
44108	---	8/16	2"	44108LF	---
44109	---	1/12	2-1/2"	44109LF	---
44110	---	1/4	3"	44110LF	---



100RRB

738105



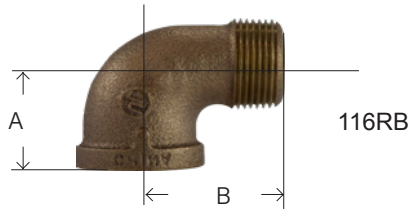
## 90° REDUCING ELBOWS

PART #	LIST	BOX/CASE	SIZE	PART #	LIST
44121	---		3/8 x 1/8	44121LF	---
	---		3/8 x 1/4	44122LF	---
	---	60/240	1/2 x 1/4	44123LF	---
44124	---	60/240	1/2 x 3/8	44124LF	---
	---	40/160	3/4 x 1/4	44125LF	---
44127	---		3/4 x 1/2	44127LF	---
	---		1 x 1/2	44130LF	---
44131	---	50/100	1 x 3/4	44131LF	---
44134	---	25/50	1 1/4 x 1	44134LF	---
	---		1 1/2 x 1 1/4	44138LF	---
	---		2 x 1 1/2	44142LF	---
	---		2 1/2 x 2	44146LF	---

**WARNING:** This product can expose you to chemicals, including Nickel, which are known to the State of California to cause cancer. For more information, visit [www.P65Warnings.ca.gov](http://www.P65Warnings.ca.gov)

# BRONZE/ LEAD FREE BRONZE

FITTINGS AND NIPPLES




738116

**LEAD FREE**



## 90° STREET ELLS

PART #	LIST	BOX/CASE	SIZE	PART #	LIST
44160	---	60/720	1/8"	44160LF	---
44161	---	35/420	1/4"	44161LF	---
44162	---	60/240	3/8"	44162LF	---
44163	---	60/180	1/2"	44163LF	---
44164	---	35/105	3/4"	44164LF	---
44165	---	45/90	1"	44165LF	---
44166	---	25/50	1-1/4"	44166LF	---
44167	---	9/27	1-1/2"	44167LF	---
44168	---	8/16	2"	44168LF	---



738107

**LEAD FREE**



## 45° ELBOWS

PART #	LIST	BOX/CASE	SIZE	PART #	LIST
44180	---	50/600	1/8"	44180LF	---
44181	---	30/360	1/4"	44181LF	---
44182	---	75/300	3/8"	44182LF	---
44183	---	50/200	1/2"	44183LF	---
44184	---	40/120	3/4"	44184LF	---
44185	---	20/60	1"	44185LF	---
44186	---	20/40	1-1/4"	44186LF	---
44187	---	10/30	1-1/2"	44187LF	---
44188	---	12/24	2"	44188LF	---
44189	---	1/12	2-1/2"		---


## DROP EAR ELBOWS



• LEAD FREE BRONZE • LEAD FREE BRASS



• LEAD FREE BRASS



• LEAD FREE BRONZE

PART #	SWT X FIP	LIST PRICE
44840LF	1/2 x 1/2 Bronze	---
44841LF	1/2 x 1/2 Brass	---
44842LF	3/4 x 1/2 Brass	---
44843LF	3/4 x 3/4 Brass	---

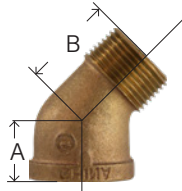
PART #	SWT X SWT	LIST PRICE
44844LF	1/2 x 1/2	---

PART #	PEX X FIP	LIST PRICE
44845LF	1/2 x 1/2	---

**WARNING:** This product can expose you to chemicals, including Nickel, which are known to the State of California to cause cancer. For more information, visit [www.P65Warnings.ca.gov](http://www.P65Warnings.ca.gov)

# BRONZE/ LEAD FREE BRONZE

## FITTINGS AND NIPPLES




124RB

738124



### 45° STREET ELBOWS

PART #	LIST	BOX/CASE	SIZE	PART #	LIST
44200	---	70/840	1/8"	44200LF	---
44201	---	100/400	1/4"	44201LF	---
44202	---	100/400	3/8"	44202LF	---
44203	---	75/225	1/2"	44203LF	---
44204	---	40/120	3/4"	44204LF	---
44205	---	25/75	1"	44205LF	---
44206	---	10/40	1-1/4"	44206LF	---
44207	---	10/30	1-1/2"	44207LF	---
44208	---	12/24	2"	44208LF	---



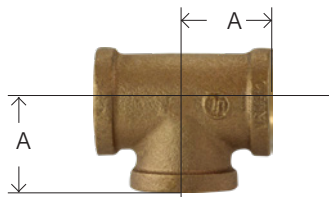
102RB

738102



### CROSSES

PART #	LIST	BOX/CASE	SIZE	PART #	LIST
44391	---	60/240	1/4"	44391LF	---
44392	---	50/150	3/8"	44392LF	---
44393	---	30/90	1/2"	44393LF	---
44394	---	20/60	3/4"	44394LF	---
44395	---	15/30	1"	44395LF	---
44396	---	10/20	1-1/4"	44396LF	---
44397	---	8/16	1-1/2"	44397LF	---
44398	---	5/10	2"	44398LF	---
38102-32					



101RB



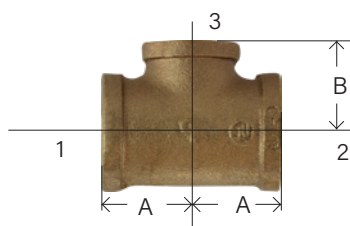
### TEES

PART #	LIST	BOX/CASE	SIZE	PART #	LIST
44250	---	120/480	1/8"	44250LF	---
44251	---	75/300	1/4"	44251LF	---
44252	---	45/180	3/8"	44252LF	---
44253	---	40/120	1/2"	44253LF	---
44254	---	35/70	3/4"	44254LF	---
44255	---	20/40	1"	44255LF	---
44256	---	14/28	1-1/4"	44256LF	---
44257	---	12/24	1-1/2"	44257LF	---
44258	---	8/16	2"	44258LF	---
44259	---	1/6	2-1/2"	44259LF	---
44260	---	1/6	3"	44260LF	---
			4"	44261LF	---

**WARNING:** This product can expose you to chemicals, including Nickel, which are known to the State of California to cause cancer. For more information, visit [www.P65Warnings.ca.gov](http://www.P65Warnings.ca.gov)

# BRONZE/ LEAD FREE BRONZE

FITTINGS AND NIPPLES



101RRB

738106



## REDUCING TEES REDUCING ON THE BRANCH


PART #	LIST	BOX/CASE	SIZE 1 X 2 X 3	PART #	LIST
			1/4 x 1/4 x 1/8	44270LF	---
44276	---	40/160	1/2 x 1/2 x 1/4	44276LF	---
			1/2 x 1/2 x 3/8	44279LF	---
	---	40/160	1/2 x 1/2 x 3/4	44280LF	---
44287	---		3/4 x 1/2 x 1/2	44287LF	---
44288			3/4 x 1/2 x 3/4	44288LF	---
44282	---	25/100	3/4 x 3/4 x 1/4	44282LF	---
	---	25/100	3/4 x 3/4 x 3/8	44283LF	---
44286	---	20/80	3/4 x 3/4 x 1/2	44286LF	---
			1 x 1/2 x 1/2	44292LF	---
			1 x 1/2 x 3/4	44293LF	---
44296	---		1 x 3/4 x 3/4	44296LF	---
			1 x 1 x 1/4	44268LF	---
			1 x 1 x 3/8	44290LF	---
	---	15/60	1 x 1 x 1/2	44291LF	---
44298	---	12/48	1 x 1 x 3/4	44298LF	---
			1 1/4 x 1/2 x 1 1/4	44314LF	---
	---	20/40	1 1/4 x 1 1/4 x 1/2	44301LF	---
44303	---	20/40	1 1/4 x 1 1/4 x 3/4	44303LF	---
	---	20/40	1 1/4 x 1 1/4 x 1	44306LF	---
			1 1/2 x 1 1/2 x 1/2	44315LF	---
			1 1/2 x 1 1/2 x 3/4	44316LF	---
			1 1/2 x 1 1/2 x 1	44318LF	---
			1 1/2 x 1 1/2 x 1 1/4	44322LF	---
			2 x 2 x 1/2	44327LF	---
			2 x 2 x 3/4	44328LF	---
			2 x 2 x 1	44330LF	---
			2 x 2 x 1 1/2	44336LF	---
			3 x 3 x 2	44351LF	---

**WARNING:** This product can expose you to chemicals, including Nickel, which are known to the State of California to cause cancer. For more information, visit [www.P65Warnings.ca.gov](http://www.P65Warnings.ca.gov)

FITTINGS & NIPPLES

# BRONZE/ LEAD FREE BRONZE

FITTINGS AND NIPPLES



103RB

738103

## COUPLINGS



PART #	LIST	BOX/CASE	SIZE	PART #	LIST
44410	---	70/840	1/8"	44410LF	---
44411	---	40/480	1/4"	44411LF	---
44412	---	40/480	3/8"	44412LF	---
44413	---	60/240	1/2"	44413LF	---
44414	---	50/150	3/4"	44414LF	---
44415	---	25/100	1"	44415LF	---
44416	---	16/64	1-1/4"	44416LF	---
44417	---	18/36	1-1/2"	44417LF	---
44418	---	12/24	2"	44418LF	---
44419	---	1	2-1/2"	44419LF	---
44420	---	1	3"	44420LF	---
			4"	44421LF	---



119RB

738119

## REDUCING COUPLINGS



PART #	LIST	BOX/CASE	SIZE	PART #	LIST
44430	---	70/840	1/4" x 1/8"	44430LF	---
44431	---	35/420	3/8" x 1/8"	44431LF	---
44432	---	30/360	3/8" x 1/4"	44432LF	---
44433	---	75/300	1/2" x 1/8"	44433LF	---
44434	---	75/300	1/2" x 1/4"	44434LF	---
44435	---	60/240	1/2" x 3/8"	44435LF	---
44436	---	45/180	3/4" x 1/4"	44436LF	---
44437	---	45/180	3/4" x 3/8"	44437LF	---
44438	---	60/180	3/4" x 1/2"	44438LF	---
44440	---	30/120	1" x 3/8"	44440LF	---
44441	---	30/120	1" x 1/2"	44441LF	---
44442	---	25/100	1" x 3/4"	44442LF	---
44445	---	25/75	1-1/4" x 3/4"	44445LF	---
44446	---	15/60	1-1/4" x 1"	44446LF	---
44447	---	20/60	1-1/2" x 1/2"	44447LF	---
44448	---	15/60	1-1/2" x 3/4"	44448LF	---
44449	---	25/50	1-1/2" x 1"	44449LF	---
44450	---	12/48	1-1/2" x 1-1/4"	44450LF	---
44451	---	12/36	2" x 3/4"	44451LF	---
44452	---	12/36	2" x 1"	44452LF	---
44453	---	9/27	2" x 1-1/4"	44453LF	---
44454	---	9/27	2" x 1-1/2"	44454LF	---
44462	---	1	2-1/2" x 2"	44462LF	---
44456	---	1	3" x 2"	44456LF	---
		1	3" x 2-1/2"	44463LF	---

**WARNING:** This product can expose you to chemicals, including Nickel, which are known to the State of California to cause cancer. For more information, visit [www.P65Warnings.ca.gov](http://www.P65Warnings.ca.gov)



# BRONZE/ LEAD FREE BRONZE

FITTINGS AND NIPPLES



108RB

738108



## CAPS

PART #	LIST	BOX/CASE	SIZE	PART #	LIST
44470	---	80/160	1/8"	44470LF	---
44471	---	80/960	1/4"	44471LF	---
44472	---	60/720	3/8"	44472LF	---
44473	---	75/300	1/2"	44473LF	---
44474	---	40/160	3/4"	44474LF	---
44475	---	25/100	1"	44475LF	---
44476	---	20/80	1-1/4"	44476LF	---
44477	---	18/54	1-1/2"	44477LF	---
44478	---	12/36	2"	44478LF	---
	---		2-1/2"	44479LF	---
44480	---	1	3"	44480LF	---



104RB

738104



## UNIONS

PART #	LIST	BOX/CASE	SIZE	PART #	LIST
44600	---	40/160	1/8"	44600LF	---
44601	---	40/160	1/4"	44601LF	---
44602	---	40/160	3/8"	44602LF	---
44603	---	50/100	1/2"	44603LF	---
44604	---	35/70	3/4"	44604LF	---
44605	---	20/40	1"	44605LF	---
44606	---	15/30	1-1/4"	44606LF	---
44607	---	10/20	1-1/2"	44607LF	---
44608	---	6/12	2"	44608LF	---
44609	---	4/8	2-1/2"	44609LF	---
44610	---	4/8	3"	44610LF	---

**WARNING:** This product can expose you to chemicals, including Nickel, which are known to the State of California to cause cancer. For more information, visit [www.P65Warnings.ca.gov](http://www.P65Warnings.ca.gov)

# BRONZE/ LEAD FREE BRONZE

FITTINGS AND NIPPLES



Hex  
110RB

738110



## HEX BUSHINGS

PART #	LIST	BOX/CASE	SIZE	PART #	LIST
44500	---	120/1440	1/4" x 1/8"	44500LF	---
44501	---	75/900	3/8" x 1/8"	44501LF	---
44502	---	75/900	3/8" x 1/4"	44502LF	---
44503	---	150/600	1/2" x 1/8"	44503LF	---
44504	---	150/600	1/2" x 1/4"	44504LF	---
44505	---	150/600	1/2" x 3/8"	44505LF	---
44506	---	75/300	3/4" x 1/8"	44506LF	---
44507	---	75/300	3/4" x 1/4"	44507LF	---
44508	---	75/300	3/4" x 3/8"	44508LF	---
44509	---	75/300	3/4" x 1/2"	44509LF	---
44510*	---	50/200	1" x 1/4"	44510LF*	---
44511*	---	50/200	1" x 3/8"	44511LF	---
44512	---	50/200	1" x 1/2"	44512LF	---
44513	---	50/200	1" x 3/4"	44513LF	---
44515	---	30/120	1-1/4" x 3/8"		---
44516*	---	30/120	1-1/4" x 1/2"		---
44517	---	30/120	1-1/4" x 3/4"	44517LF	---
44518	---	30/120	1-1/4" x 1"	44518LF	---
44521*	---	25/75	1-1/2" x 1/2"	44521LF*	---
44522*	---	25/75	1-1/2" x 3/4"	44522LF*	---
44523	---	25/75	1-1/2" x 1"	44523LF	---
44524	---	25/75	1-1/2" x 1-1/4"	44524LF	---
44527*	---	20/60	2" x 1/2"	44527LF	---
44528*	---	20/60	2" x 3/4"	44528LF	---
44529*	---	20/60	2" x 1"	44529LF*	---
44530	---	20/60	2" x 1-1/4"	44530LF	---
44531	---	20/60	2" x 1-1/2"	44531LF	---
44535	---	15/30	2-1/2" x 2"	44535LF	---
44538	---	12/24	3" x 2"	44538LF	---
44539	---	12/24	3" x 2-1/2"	44539LF	---
44543	---	12/24	4" x 3"	44543LF	---


\* INSIDE HEX



**WARNING:** This product can expose you to chemicals, including Nickel, which are known to the State of California to cause cancer.  
 For more information, visit [www.P65Warnings.ca.gov](http://www.P65Warnings.ca.gov)

# BRONZE/ LEAD FREE BRONZE

FITTINGS AND NIPPLES



109RB

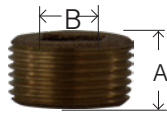
738109



## CORED SQUARE HEAD PLUGS

PART #	LIST	BOX/CASE	SIZE	PART #	LIST
44650*	---	300/3600	1/8"	44650LF	---
44651*	---	150/1800	1/4"	44651LF	---
44652*	---	100/1200	3/8"	44652LF	---
44653	---	50/600	1/2"	44653LF	---
44654	---	30/360	3/4"	44654LF	---
44655	---	20/240	1"	44655LF	---
44656	---	40/120	1-1/4"	44656LF	---
44657	---	30/90	1-1/2"	44657LF	---
44658	---	20/60	2"	44658LF	---
44660	---	16/32	3"		---

\* solid



109ALRB


## SQUARE DRIVE

738115

## BRONZE COUNTERSUNK PLUGS



PART #	LIST	SIZE	BOX/CASE	PART #	LIST
44633	---	1/2"	120/1440		
44634	---	3/4"	70/840	44634LF	---
44635	---	1"	20/240		---
44636	---	1-1/4"	40/120		---
44637	---	1-1/2"	30/90		---
44638	---	2"	20/60		---

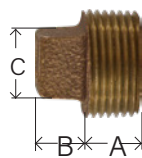


• Straight Thread

111RB

## HEX LOCKNUTS

PART #	LIST	BOX/CASE	SIZE
44701	---	90/540	1/4"
44703	---	90/360	1/2"
44704	---	90/360	3/4"
44705	---	50/150	1"



109SRB

738114

## SOLID SQUARE HEAD PLUGS




PART #	LIST	SIZE	BOX/CASE	PART #	LIST
44670	---	1/8"	400/4800	44670LF	---
44671	---	1/4"	150/1800	44671LF	---
44672	---	3/8"	120/1440	44672LF	---
44673	---	1/2"	50/600	44673LF	---
44674	---	3/4"	35/420	44674LF	---
44675	---	1"	20/240	44675LF	---
44676	---	1-1/4"	30/120	44676LF	---
44677	---	1-1/2"	30/90	44677LF	---
44678	---	2"	10/60	44678LF	---
		4"			

**WARNING:** This product can expose you to chemicals, including Nickel, which are known to the State of California to cause cancer. For more information, visit [www.P65Warnings.ca.gov](http://www.P65Warnings.ca.gov)

# BRONZE/ LEAD FREE BRONZE


## FITTINGS AND NIPPLES

### HEX NIPPLES



PART #	LIST	SIZE	BOX/CASE
44720	---	1/8"	400/4800
44721	---	1/4"	150/1800
44722		3/8"	120/1440
44723	---	1/2"	240/480
44724	---	3/4"	80/320
44725	---	1"	50/150
44726	---	1-1/4"	50/100
44727	---	1-1/2"	35/70
44728	---	2"	20/40

### REDUCING HEX NIPPLES



PART #	LIST	SIZE	BOX/CASE
44740	---	1/4" x 1/8"	1/1
44742	---	1/2" x 3/8"	1/1
44753	---	1-1/2" x 1-1/4"	1/1

### FLANGE THREADED COMPANION LEAD-FREE



PART #	LIST	THREAD X OD	STD. PACK.	WT. PER 100
44791LF	---	3/4" x 3-7/8"	1	124
44792LF	---	1" x 4-1/4"	1	168
44794LF	---	1-1/2" x 5"	1	251
44795LF	---	2" x 6"	1	454
44796LF	---	2-1/2" x 7"	1	673
44797LF	---	3" x 7-1/2"	1	864
44798LF	---	4" x 9"	1	1227

**WARNING:** This product can expose you to chemicals, including Nickel, which are known to the State of California to cause cancer. For more information, visit [www.P65Warnings.ca.gov](http://www.P65Warnings.ca.gov)

# CHROME PLATED BRONZE FITTINGS

FITTINGS AND NIPPLES

## 90° ELBOW



781100



PART #	SIZE	LIST
45102LF	3/8"	---
45103LF	1/2"	---
45104LF	3/4"	---
45105LF	1"	---

## COUPLING



781103



PART #	SIZE	LIST
45412LF	3/8"	---
45413LF	1/2"	---

## 90° ELBOW



81100

PART #	SIZE	LIST
45102	3/8"	---
45103	1/2"	---
45104	3/4"	---
45105	1"	---

## 90° STREET ELLS



81116

PART #	SIZE	LIST
45162	3/8"	---
45163	1/2"	---
45164	3/4"	---
45165	1"	---

## COUPLINGS



81103

PART #	SIZE	LIST
45412	3/8"	---
45413	1/2"	---
45414	3/4"	---
45435	1/2" x 3/8"	---

## CAPS



81108

PART #	SIZE	LIST
45473	1/2"	---

## PLUGS



PART #	SIZE	LIST
45652	3/8"	---
45653	1/2"	---

**WARNING:** This product can expose you to chemicals, including Nickel, which are known to the State of California to cause cancer. For more information, visit [www.P65Warnings.ca.gov](http://www.P65Warnings.ca.gov)

# SCH 40 STAINLESS STEEL NIPPLES

FITTINGS AND NIPPLES

## STAINLESS STEEL NIPPLES



### SCHEDULE 40 WELDED

Stainless steel pipe nipples are manufactured from stainless steel pipe that conforms to specification ASTM A312/ SA312.

All stainless steel nipples conform to specification ASTM A733. Threads conform to the requirements of ANSI B1.20.1.

### 304

The basic alloy. Type 304 (18-8) is an austenitic steel possessing a minimum of 18% chromium and 8% nickel, combined with a maximum of 0.08% carbon. It is a nonmagnetic steel which cannot be hardened by heat treatment, but instead, must be cold worked to obtain higher tensile strengths.

Because of its ability to withstand the corrosive action of various acids found in fruits, meats, milk, and vegetables,

Type 304 is especially suited for all types of dairy equipment piping and valves, the brewing industry, the citrus and fruit juice industry, and in food processing applications. Also used for the dye tanks, pipelines buckets, dippers, etc. that come in contact with the lormic, acetic, and other organic acids used in the dyeing industry.

In the marine environment, because of its slightly higher strength and wear resistance than type 316 it is also used for nuts, bolts, screws, and other fasteners. It is also used for springs, cogs, and other components where both wear and corrosion resistance is needed.

### SCHEDULE 80 SEAMLESS

- See [www.midlandindustries.com](http://www.midlandindustries.com)
- Seamless For Unrestricted Flow
- Use With Air, Water, Oil, Natural Gas, Steam
- Fittings: Use Threaded Class 3000 High-Pressure Stainless Steel.
- ASTM A733
- ASTM A312
- ANSI/ ASME B1.20.1
- PSI 3000

### 316

For severe environments. Of course, there are many industrial processes that require a higher level of resistance to corrosion than Type 304 can offer. For these applications, Type 316 is the answer.

In type 316, the nickel content is increased slightly. What distinguishes Type 316 from Type 304 is the addition of molybdenum up to a maximum of 3%.

Molybdenum increases the corrosion resistance of this chromium-nickel alloy to withstand attack by many industrial chemicals and solvents, and, in particular, inhibits pitting caused by chlorides. As such, molybdenum is one of the single most useful alloying additives in the fight against corrosion.

Type 316 can withstand corrosive attack by sodium and calcium brines, hypochlorite solutions, phosphoric acid; and the sulfite liquors and sulfurous acids used in the paper pulp industry. This alloy, therefore, is specified for industrial equipment that handles the corrosive process chemicals used to produce inks, rayons, photographic chemicals, paper, textiles, bleaches, and rubber. Type 316 is also used extensively for surgical implants within the hostile environment of the body.

Type 316 is the main stainless used in the marine environment, with the exception of fasteners and other items where strength and wear resistance are needed, then Type 304 (18-8) is typically used.

**WARNING:** This product can expose you to chemicals, including Nickel, which are known to the State of California to cause cancer. For more information, visit [www.P65Warnings.ca.gov](http://www.P65Warnings.ca.gov)

# SCH 40 STAINLESS STEEL NIPPLES

FITTINGS AND NIPPLES

#304

1/8" - 27

#316



1/8" DIAMETER  
SCH 40 WELDED



PART # 304 S.S.	LIST PRICE	LENGTH	BOX	APPROX. WT. LBS.	PART # 316 S.S.	LIST PRICE
48001	---	X Close (3/4")	25	0.01	49001	---
48002	---	x 1-1/2"	25	0.03	49002	---
48003	---	x 2"	25	0.04	49003	---
48004	---	x 2-1/2"	25	0.05	49004	---
48005	---	x 3"	25	0.06	49005	---
48006	---	x 3-1/2"	25	0.07	49006	---
48007	---	x 4"	25	0.07	49007	---
48008	---	x 4-1/2"	25	0.09	49008	---
48009	---	x 5"	25	0.10	49009	---
48010	---	x 5-1/2"	25	0.11	49010	---
48011	---	x 6"	25	0.12	49011	---
48015	---	x 10"	1	0.19		
		x 12"	1	0.24	49017	---

1/4" - 18



1/4" DIAMETER  
SCH 40 WELDED



PART # 304 S.S.	LIST PRICE	LENGTH	BOX	APPROX. WT. LBS.	PART # 316 S.S.	LIST PRICE
48020	---	X Close (7/8")	25	0.02	49020	---
48021	---	x 1-1/2"	25	0.04	49021	---
48022	---	x 2"	25	0.06	49022	---
48023	---	x 2-1/2"	25	0.07	49023	---
48024	---	x 3"	25	0.09	49024	---
48025	---	x 3-1/2"	25	0.11	49025	---
48026	---	x 4"	25	0.13	49026	---
48027	---	x 4-1/2"	25	0.14	49027	---
48028	---	x 5"	25	0.16	49028	---
48029	---	x 5-1/2"	25	0.18	49029	---
48030	---	x 6"	25	0.19	49030	---
48032	---	x 8"	1	0.25	49032	---
		x 9"	1	0.31	49033	---
48034	---	x 10"	1	0.35	49034	---
		x 11"	1	0.40	49035	---
48036	---	x 12"	1	0.44	49036	---

**WARNING:** This product can expose you to chemicals, including Nickel, which are known to the State of California to cause cancer. For more information, visit [www.P65Warnings.ca.gov](http://www.P65Warnings.ca.gov)

# SCH 40 STAINLESS STEEL NIPPLES

FITTINGS AND NIPPLES

#304

3/8"-18

#316



3/8" DIAMETER  
SCH 40 WELDED



PART # 304 S.S.	LIST PRICE	LENGTH	BOX	APPROX. WT. LBS.	PART # 316 S.S.	LIST PRICE
48040	---	X Close (1")	25	0.03	49040	---
48041	---	x 1-1/2"	25	0.06	49041	---
48042	---	x 2"	25	0.07	49042	---
48043	---	x 2-1/2"	25	0.10	49043	---
48044	---	x 3"	25	0.12	49044	---
48045	---	x 3-1/2"	25	0.15	49045	---
48046	---	x 4"	25	0.17	49046	---
48047	---	x 4-1/2"	25	0.19	49047	---
48048	---	x 5"	25	0.22	49048	---
48049	---	x 5-1/2"	25	0.23	49049	---
48050	---	x 6"	25	0.26	49050	---



1/2" - 14

1/2" DIAMETER  
SCH 40 WELDED



PART # 304 S.S.	LIST PRICE	LENGTH	BOX	APPROX. WT. LBS.	PART # 316 S.S.	LIST PRICE
48060	---	X Close 1-1/8"	25	0.05	49060	---
48061	---	x 1-1/2"	25	0.07	49061	---
48062	---	x 2"	25	0.10	49062	---
48063	---	x 2-1/2"	25	0.14	49063	---
48064	---	x 3"	25	0.18	49064	---
48065	---	x 3-1/2"	25	0.20	49065	---
48066	---	x 4"	25	0.25	49066	---
48067	---	x 4-1/2"	25	0.28	49067	---
48068	---	x 5"	25	0.31	49068	---
48069	---	x 5-1/2"	25	0.34	49069	---
48070	---	x 6"	25	0.39	49070	---
48071	---	x 7"	1	0.41		
48072	---	x 8"	1	0.52		---
48073	---	x 9"	1	0.54		
48074	---	10"	1	0.58		---
48075	---	x 11"	1	0.64		
48076	---	x 12"	1	0.69	49076	

**WARNING:** This product can expose you to chemicals, including Nickel, which are known to the State of California to cause cancer. For more information, visit [www.P65Warnings.ca.gov](http://www.P65Warnings.ca.gov)



# SCH 40 STAINLESS STEEL NIPPLES

FITTINGS AND NIPPLES

#304




3/4" - 14

#316




3/4" DIAMETER  
SCH 40 WELDED

PART # 304 S.S.	LIST PRICE	LENGTH	BOX	APPROX. WT. LBS.	PART # 316 S.S.	LIST PRICE
48080	---	X Close (1-3/8")	25	0.08	49080	---
48081	---	x 1-1/2"	25	0.13	49081	---
48082	---	x 2"	25	0.14	49082	---
48083	---	x 2-1/2"	25	0.17	49083	---
48084	---	x 3"	25	0.22	49084	---
48085	---	x 3-1/2"	25	0.27	49085	---
48086	---	x 4"	25	0.32	49086	---
48087	---	x 4-1/2"	25	0.38	49087	---
48088	---	x 5"	25	0.40	49088	---
48089	---	x 5-1/2"	25	0.42	49089	---
48090	---	x 6"	25	0.48	49090	---
	---	x 7"	1	0.45	49091	---
48092	---	x 8"	1	0.67	49092	---
48094	---	x 10"	1	0.94	49094	---
48096	---	x 12"	1	1.03	49096	---



1" - 11 1/2



1" DIAMETER  
SCH 40 WELDED

PART # 304 S.S.	LIST PRICE	LENGTH	BOX	APPROX. WT. LBS.	PART # 316 S.S.	LIST PRICE
48100	---	X Close (1-1/2")	25	0.13	49100	---
48101	---	x 2"	25	0.20	49101	---
48102	---	x 2-1/2"	25	0.25	49102	---
48103	---	x 3"	25	0.33	49103	---
48104	---	x 3-1/2"	25	0.40	49104	---
48105	---	x 4"	25	0.47	49105	---
48106	---	x 4-1/2"	25	0.53	49106	---
48107	---	x 5"	25	0.55	49107	---
48108	---	x 5-1/2"	25	0.60	49108	---
48109	---	x 6"	25	0.71	49109	---
48110	---	x 7"	1	0.57		---
48111	---	x 8"	1	1.02	49111	---
48113	---	x 10"	1	1.16	49113	---
48115	---	x 12"	1	1.31	49115	---

WARNING: This product can expose you to chemicals, including Nickel, which are known to the State of California to cause cancer. For more information, visit [www.P65Warnings.ca.gov](http://www.P65Warnings.ca.gov)

FITTINGS & NIPPLES

# SCH 40 STAINLESS STEEL NIPPLES

FITTINGS AND NIPPLES



1 1/4" - 11 1/2"



1-1/4" DIAMETER  
SCH 40 WELDED

PART # 304 S.S.	LIST PRICE	LENGTH	BOX	APPROX. WT. LBS.	PART # 316 S.S.	LIST PRICE
48120	---	X Close (1-5/8")	10	0.17	49120	---
48121	---	x 2"	10	0.23	49121	---
48122	---	x 2-1/2"	10	0.35	49122	---
48123	---	x 3"	10	0.46	49123	---
48124	---	x 3-1/2"	10	0.52	49124	---
48125	---	x 4"	10	0.65	49125	---
48126	---	x 4-1/2"	10	0.53	49126	---
48127	---	x 5"	10	0.60	49127	---
48128	---	x 5-1/2"	10	0.61	49128	---
48129	---	x 6"	10	0.71	49129	---
48131	---	x 8"	1	1.34		
48135	---	x 12"	1	1.54		



1-1/2" - 11 1/2"



1-1/2" DIAMETER  
SCH 40 WELDED

PART # 304 S.S.	LIST PRICE	LENGTH	BOX	APPROX. WT. LBS.	PART # 316 S.S.	LIST PRICE
48140	---	X Close x 1-3/4"	10	0.25	49140	---
48141	---	x 2"	10	0.32	49141	---
48142	---	x 2-1/2"	10	0.41	49142	---
48143	---	x 3"	10	0.52	49143	---
48144	---	x 3-1/2"	10	0.62	49144	---
48145	---	x 4"	10	0.73	49145	---
48146	---	x 4-1/2"	10	0.86	49146	---
48147	---	x 5"	10	0.95	49147	---
48148	---	x 5-1/2"	10	1.01	49148	---
48149	---	x 6"	10	1.19	49149	---
48151	---	x 8"	1	1.63		---
48152	---	x 9"	1	1.88		
48153	---	x 10"	1	2.28		---
48155	---	x 12"	1	2.43		

**WARNING:** This product can expose you to chemicals, including Nickel, which are known to the State of California to cause cancer.  
 For more information, visit [www.P65Warnings.ca.gov](http://www.P65Warnings.ca.gov)

# SCH 40 STAINLESS STEEL NIPPLES

FITTINGS AND NIPPLES



2" DIAMETER  
SCH 40 WELDED



PART # 304 S.S.	LIST PRICE	LENGTH	BOX	APPROX. WT. LBS.	PART # 316 S.S.	LIST PRICE
48160	---	X Close (2")	10	0.37	49160	---
48161	---	x 2-1/2"	10	0.54	49161	---
48162	---	x 3"	10	0.65	49162	---
48163	---	x 3-1/2"	10	0.88	49163	---
48164	---	x 4"	10	1.02	49164	---
48165	---	x 4-1/2"	10	1.16	49165	---
48166	---	x 5"	10	1.29	49166	---
48167	---	x 5-1/2"	10	1.46	49167	---
48168	---	x 6"	10	1.57	49168	---
48170	---	x 8"	1	2.01	49170	---
48172	---	x 10"	1	2.69		
48174	---	x 12"	1	2.89	49174	

2-1/2" DIAMETER  
SCH 40 WELDED

PART # 304 S.S.	LENGTH	BOX	APPROX. WT. LBS.	LIST PRICE
48180	X Close (2-1/2")	10	0.64	---
48187	x 6"	1	2.37	---



3" DIAMETER  
SCH 40 WELDED

PART # 304 S.S.	LIST PRICE	LENGTH	BOX	APPROX. WT. LBS.	PART # 316 S.S.	LIST PRICE
48200	---	X Close (2-5/8")	10	0.95	49200	---
48201	---	x 3"	10	1.32	49201	---
48203	---	x 4"	10	1.66	49203	---
48205	---	x 5"	5	1.72		---
48207	---	x 6"	5	1.88	49207	---
48213	---	x 12"	1	2.12	49213	---



4" DIAMETER  
SCH 40 WELDED

PART # 304 S.S.	LIST PRICE	LENGTH	BOX	APPROX. WT. LBS.	PART # 316 S.S.	LIST PRICE
48220	---	X Close (2-7/8")	8	1.15	49220	---
48223		x 4"	1	2.98	49223	---
48227	---	x 6"	1	4.10	49234	---
48229		x 8"	1	5.95	49236	---

**WARNING:** This product can expose you to chemicals, including Nickel, which are known to the State of California to cause cancer. For more information, visit [www.P65Warnings.ca.gov](http://www.P65Warnings.ca.gov)

**304 AND 316 150# SS FITTINGS**

FITTINGS AND NIPPLES

**STAINLESS STEEL FITTINGS****150# 304 & 316 Stainless Steel Fittings**

Our high quality standard pattern 150lb rated stainless steel threaded fittings are manufactured to the highest standards. All stainless steel fittings are monitored by our quality control personnel for strict compliance with applicable standards and specifications.

These stainless steel pipe fittings are excellent for uses that involve chemicals or liquids that may be corrosive. Along with fighting corrosion, a stainless steel pipe fitting will prevent contamination making it useful to many professionals.

- Use with air, water, oil, natural gas, steam
- NPT and FNPT threads conform to ASME B1.20.1
- Maximum Pressure: 300 psi @ 72 F; 150 psi @ 366 F for steam
- Maximum Steam Pressure: 150 psi
- Material Conforms to ASTM A-351. Class 150 Pressure Ratings
- Manufacturing facility is ISO 9001:2008
- 304 Stainless Steel is economically priced, chromium-nickel material that offers very good corrosion resistance. 316 Stainless Steel has higher nickel content and contains molybdenum for even better corrosion resistance.

**WARNING:** This product can expose you to chemicals, including Nickel, which are known to the State of California to cause cancer. For more information, visit [www.P65Warnings.ca.gov](http://www.P65Warnings.ca.gov)



# 304 AND 316 150# SS FITTINGS

FITTINGS AND NIPPLES

## 90° ELBOW 304 & 316 150#



PART # 304 S.S.	LIST PRICE	SIZE	BOX	APPROX. WT. LBS.	PART # 316 S.S.	LIST PRICE
62100	---	1/8"	25	0.06	63100	---
62101	---	1/4"	25	0.06	63101	---
62102	---	3/8"	25	0.11	63102	---
62103	---	1/2"	25	0.13	63103	---
62104	---	3/4"	25	0.20	63104	---
62105	---	1"	10	0.33	63105	---
62106	---	1-1/4"	10	0.55	63106	---
62107	---	1-1/2"	5	0.77	63107	---
62108	---	2"	5	1.10	63108	---
62109	---	2-1/2"	1	2.09		
62110	---	3"	1	2.84	63110	---
62112	---	4"	1	5.00	63112	---

## 90° STREET ELBOW 304 & 316 150#



PART # 304 S.S.	LIST PRICE	SIZE	BOX	APPROX. WT. LBS.	PART # 316 S.S.	LIST PRICE
62160	---	1/8"	25	0.04	63160	---
62161	---	1/4"	25	0.07	63161	---
62162	---	3/8"	25	0.09	63162	---
62163	---	1/2"	25	0.15	63163	---
62164	---	3/4"	25	0.24	63164	---
62165	---	1"	10	0.31	63165	---
62166	---	1-1/4"	10	0.51	63166	---
62167	---	1-1/2"	5	0.84	63167	---
62168	---	2"	5	1.26	63168	---
62169	---	3"	1	4.16	63170	---

## 45° ELBOW 304 & 316 150#



PART # 304 S.S.	LIST PRICE	SIZE	BOX	APPROX. WT. LBS.	PART # 316 S.S.	LIST PRICE
62180	---	1/8"	25	0.04	63180	---
62181	---	1/4"	25	0.07	63181	---
62182	---	3/8"	25	0.09	63182	---
62183	---	1/2"	25	0.13	63183	---
62184	---	3/4"	25	0.20	63184	---
62185	---	1"	10	0.33	63185	---
62186	---	1-1/4"	10	0.49	63186	---
62187	---	1-1/2"	5	0.66	63187	---
62188	---	2"	5	1.14	63188	---
62189	---	2-1/2"	1	2.82		
62190	---	3"	1	2.91	63190	---
62191	---	4"	1	5.05	63192	---

WARNING: This product can expose you to chemicals, including Nickel, which are known to the State of California to cause cancer. For more information, visit [www.P65Warnings.ca.gov](http://www.P65Warnings.ca.gov)

FITTINGS & NIPPLES

## 304 AND 316 150# SS FITTINGS

FITTINGS AND NIPPLES

### TEE 304 & 316 150#




PART # 304 S.S.	LIST PRICE	SIZE	BOX	APPROX. WT. LBS.	PART # 316 S.S.	LIST PRICE
62250	---	1/8"	25	0.07	63250	---
62251	---	1/4"	25	0.07	63251	---
62252	---	3/8"	25	0.11	63252	---
62253	---	1/2"	25	0.20	63253	---
62254	---	3/4"	25	0.29	63254	---
62255	---	1"	10	0.42	63255	---
62256	---	1-1/4"	5	0.66	63256	---
62257	---	1-1/2"	5	0.99	63257	---
62258	---	2"	3	1.43	63258	---
62259	---	2-1/2"	1	1.43		
62260	---	3"	1	3.66	63260	---
62261		4"	1	7.19	63261	---

### CROSS 304 & 316 150#



PART # 304 S.S.	LIST PRICE	SIZE	BOX	APPROX. WT. LBS.	PART # 316 S.S.	LIST PRICE
		1/8"	25	0.06	63390	---
62391	---	1/4"	25	0.09	63391	---
62392	---	3/8"	25	0.13	63392	---
62393	---	1/2"	25	0.29	63393	---
62394	---	3/4"	10	0.44	63394	---
62395	---	1"	10	0.74	63395	---
62396	---	1-1/4"	5	1.25		---
62397	---	1-1/2"	5	1.53		---
62398	---	2"	1	2.28		---

### HEX NIPPLE 304 & 316 150#



PART # 304 S.S.	LIST PRICE	SIZE	BOX	APPROX. WT. LBS.	PART # 316 S.S.	LIST PRICE
62720	---	1/8"	1	0.02	63720	---
62721	---	1/4"	1	0.04	63721	---
62722	---	3/8"	1	0.07	63722	---
62723	---	1/2"	1	0.11	63723	---
62724	---	3/4"	1	0.18	63724	---
62725	---	1"	1	0.22	63725	---
62726	---	1-1/4"	1	0.37	63726	---
62727	---	1-1/2"	1	0.46	63727	---
62728	---	2"	1	0.61	63728	---

### REDUCING HEX NIPPLE 304 & 316 150#



PART # 304 S.S.	LIST PRICE	SIZE	BOX	APPROX. WT. LBS.	PART # 316 S.S.	LIST PRICE
62740	---	1/4" x 1/8"	1	0.04	63740	---
62741	---	3/8" x 1/8"	1	0.07		---
62742	---	3/8" x 1/4"	1	0.07	63742	---
62744	---	1/2" x 1/4"	1	0.09	63744	---
62745	---	1/2" x 3/8"	1	0.11	63745	---
62748	---	3/4" x 3/8"	1	0.15	63748	---
62749	---	3/4" x 1/2"	1	0.15	63749	---

**WARNING:** This product can expose you to chemicals, including Nickel, which are known to the State of California to cause cancer.  
 For more information, visit [www.P65Warnings.ca.gov](http://www.P65Warnings.ca.gov)

# 304 AND 316 150# SS FITTINGS

FITTINGS AND NIPPLES

## COUPLING 304 & 316 150#




PART # 304 S.S.	LIST PRICE	SIZE*	BOX	APPROX. WT. LBS.	PART # 316 S.S.	LIST PRICE
62410	---	1/8"	25	0.03	63410	---
62411	---	1/4"	25	0.06	63411	---
62412	---	3/8"	25	0.07	63412	---
62413	---	1/2"	25	0.13	63413	---
62414	---	3/4"	25	0.18	63414	---
62415	---	1"	25	0.24	63415	---
62416	---	1-1/4"	10	0.44	63416	---
62417	---	1-1/2"	10	0.51	63417	---
62418	---	2"	5	0.79	63418	---
62419	---	2-1/2"	1	1.28		
62420	---	3"	1	1.87	63420	---
62421	---	4"	1	2.80	63421	---

## REDUCING COUPLING 304 & 316 150#



PART # 304 S.S.	LIST PRICE	SIZE	BOX	APPROX. WT. LBS.	PART # 316 S.S.	LIST PRICE
62430	---	1/4" x 1/8"	25	0.04	63430	---
62431	---	3/8" x 1/8"	25	0.04	63431	---
62432	---	3/8" x 1/4"	25	0.04	63432	---
62433	---	1/2" x 1/8"	25	0.09	63433	---
62434	---	1/2" x 1/4"	25	0.09	63434	---
62435	---	1/2" x 3/8"	25	0.09	63435	---
62455	---	3/4" x 1/8"	25	0.13	63455	---
62436	---	3/4" x 1/4"	25	0.11	63436	---
62437	---	3/4" x 3/8"	25	0.13	63437	---
62438	---	3/4" x 1/2"	25	0.15	63438	---
		1" x 1/4"	25	0.25	63459	---
62440	---	1" x 3/8"	25	0.22	63440	---
62441	---	1" x 1/2"	25	0.24	63441	---
62442	---	1" x 3/4"	25	0.24	63442	---
62445	---	1-1/4" x 3/4"	10	0.33	63445	---
62446	---	1-1/4" x 1"	10	0.35	63446	---
62447	---	1-1/2" x 1/2"	10	0.40	63447	---
62448	---	1-1/2" x 3/4"	10	0.42	63448	---
62449	---	1-1/2" x 1"	10	0.44	63449	---
62450	---	1-1/2" x 1-1/4"	10	0.46	63450	---
62459		2" x 1/2"				
62451	---	2" x 3/4"				
62452	---	2" x 1"	5	0.57	63452	---
62453	---	2" x 1-1/4"	5	0.62	63453	---
62454	---	2" x 1-1/2"	5	0.62	63454	---
62462		2-1/2" x 2"				
62428	---	3" x 1"	1	1.82		
62456	---	3" x 2"	1	2.25		
62457		4" x 3"				

## OD MACHINED COUPLING 304 & 316 150#




PART # 304 S.S.	LIST PRICE	SIZE	A	B	BOX	APPROX. WT. LBS.	PART # 316 S.S.	LIST PRICE
62410B	---	1/8"	0.76	0.56	25	0.04	63410B	---
62411B	---	1/4"	0.94	0.71	25	0.04	63411B	---
62412B	---	3/8"	0.98	0.84	25	0.07	63412B	---
62413B	---	1/2"	1.33	1.01	25	0.09	63413B	---
62414B	---	3/4"	1.41	1.27	25	0.16	63414B	---
62415B	---	1"	1.69	1.54	10	0.21	63415B	---
62416B	---	1-1/4"	1.93	1.90	10	0.31	63416B	---
62417B	---	1-1/2"	1.93	2.16	5	0.41	63417B	---
62418B	---	2"	1.96	2.66	5	0.68	63418B	---
62420B	---	3"	3.23	3.76	1			

# 304 AND 316 150# SS FITTINGS

FITTINGS AND NIPPLES

## HALF COUPLING 304 & 316 150#



PART # 304 S.S.	LIST PRICE	SIZE	A	B	BOX	APPROX. WT. LBS.	PART # 316 S.S.	LIST PRICE
62770	---	1/8"						
62771	---	1/4"	0.39	0.70	25	0.02	63771	---
62772	---	3/8"	0.45	0.82	25	0.02		---
62773	---	1/2"	0.57	1.02	25	0.09	63773	---
62774	---	3/4"	0.67	1.22	25	0.11		---
62775	---	1"	0.79	1.47	25	0.13	63775	---
62776	---	1-1/4"	0.86	1.88	10	0.24		---
62777	---	1-1/2"	0.94	2.10	10	0.26		---
62778	---	2"	1.06	2.60	5	0.44	63778	---
62779		3"						

## UNION 304 & 316 150#

• Stainless Steel Seat



PART # 304 S.S.	LIST PRICE	SIZE	BOX	APPROX. WT. LBS.	PART # 316 S.S.	LIST PRICE
62600	---	1/8"	25	0.09		---
62601	---	1/4"	25	0.13	63601	---
62602	---	3/8"	25	0.22	63602	---
62603	---	1/2"	25	0.26	63603	---
62604	---	3/4"	25	0.46	63604	---
62605	---	1"	10	0.60	63605	---
62606	---	1-1/4"	5	0.90	63606	---
62607	---	1-1/2"	5	1.10	63607	---
62608	---	2"	1	1.81	63608	---
62609		2-1/2"				
62610	---	3"	1	3.40		---

## CAP - CAST 304 & 316 150#



PART # 304 S.S.	LIST PRICE	SIZE	BOX	APPROX. WT. LBS.	PART # 316 S.S.	LIST PRICE
62470	---	1/8"	25	0.02	63470	---
62471	---	1/4"	25	0.02	63471	---
62472	---	3/8"	25	0.04	63472	---
62473	---	1/2"	25	0.07	63473	---
62474	---	3/4"	25	0.11	63474	---
62475	---	1"	10	0.18	63475	---
62476	---	1-1/4"	10	0.29	63476	---
62477	---	1-1/2"	10	0.40	63477	---
62478	---	2"	10	0.60	63478	---
62480	---	3"	1	1.28	63480	---
62481	---	4"	1	1.54		

## HEX CAP - BARSTOCK 304 & 316 150#



PART # 304 S.S.	LIST PRICE	SIZE	BOX	APPROX. WT. LBS.	PART # 316 S.S.	LIST PRICE
62075	---	1/8"	25	0.04	63075	---
62076	---	1/4"	25	0.09	63076	---
62077	---	3/8"	25	0.11		---
62078	---	1/2"	25	0.13	63078	---
62079	---	3/4"	25	0.22		---

**WARNING:** This product can expose you to chemicals, including Nickel, which are known to the State of California to cause cancer.  
 For more information, visit [www.P65Warnings.ca.gov](http://www.P65Warnings.ca.gov)



# 304 AND 316 150# SS FITTINGS

FITTINGS AND NIPPLES

## HEX BUSHING 304 & 316 150#



stainless steel:

- barbed for plastic pipe
- Well Couplings
- merchant couplings
- See End of Bronze Fitting Section

PART # 304 S.S.	LIST PRICE	SIZE M X F	BOX	APPROX. WT. LBS.	PART # 316 S.S.	LIST PRICE
62500	---	1/4" x 1/8"	25	0.04	63500	---
62501	---	3/8" x 1/8"	25	0.04	63501	---
62502	---	3/8" x 1/4"	25	0.04	63502	---
62503	---	1/2" x 1/8"	25	0.09		
62504	---	1/2" x 1/4"	25	0.09	63504	---
62505	---	1/2" x 3/8"	25	0.11	63505	---
62506	---	3/4" x 1/8"	25	0.13	63506	---
62507	---	3/4" x 1/4"	25	0.15	63507	---
62508	---	3/4" x 3/8"	25	0.15	63508	---
62509	---	3/4" x 1/2"	25	0.15	63509	---
62557	---	1" x 1/8"	25	0.27		
62510	---	1" x 1/4"	25	0.22	63510	---
62511	---	1" x 3/8"	25	0.24	63511	---
62512	---	1" x 1/2"	25	0.24	63512	---
62513	---	1" x 3/4"	25	0.24	63513	---
62515	---	1-1/4" x 3/8"	25	0.37		
62516	---	1-1/4" x 1/2"	25	0.37	63516	---
62517	---	1-1/4" x 3/4"	25	0.37	63517	---
62518	---	1-1/4" x 1"	25	0.37	63518	---
62521	---	1-1/2" x 1/2"	25	0.44	63521	---
62522	---	1-1/2" x 3/4"	25	0.46	63522	---
62532	---	1-1/2" x 1"	25	0.49	63523	---
62524	---	1-1/2" x 1-1/4"	25	0.46	63524	---
62559	---	2" x 1/4"	10	0.95	63526	
62527	---	2" x 1/2"	10	0.66	63527	---
62528	---	2" x 3/4"	10	0.66	63528	---
62529	---	2" x 1"	10	0.66	63529	---
62530	---	2" x 1-1/4"	10	0.68	63530	---
62531	---	2" x 1-1/2"	10	0.68	63531	---
62534	---	2-1/2" x 1-1/2"	5	1.23	63534	---
62535	---	2-1/2" x 2"	5	1.21	63535	---
		3" x 1"	5	2.20	63550	---
62537	---	3" x 1-1/2"	5	1.97	63537	---
62538	---	3" x 2"	5	1.72	63538	---
62539	---	3" x 2-1/2"	5	1.81	63539	
		4" x 2"	1	3.72	63541	---
62543	---	4" x 3"	1	2.43	63543	---

## BULKHEAD FITTINGS - STAINLESS STEEL 316 NPT (3/4-2")



PART #	SIZE	HOLE SIZE	HEX	LENGTH	LIST PRICE
63214	3/4"	1-5/8"	2-15/32"	1-13/16"	---
63215	1"	2-1/4"	3-1/16"	2-7/8"	---
63216	1-1/4"	2-1/4"	3-1/16"	2-3/8"	---
63217	1-1/2"	3"	4-1/4"	2-5/8"	---
63218	2"	3"	4-1/4"	2-5/8"	---

**WARNING:** This product can expose you to chemicals, including Nickel, which are known to the State of California to cause cancer. For more information, visit [www.P65Warnings.ca.gov](http://www.P65Warnings.ca.gov)

# 304 AND 316 150# SS FITTINGS

## FITTINGS AND NIPPLES

### HEX LOCKNUT

#### 304 & 316 150#

- Straight Thread



PART #304 S.S	LIST PRICE	SIZE	BOX	APPROX. WT. LBS.
62700	---	1/8"	25	0.02
62701	---	1/4"	25	0.05
62702	---	3/8"	25	0.06
62703	---	1/2"	25	0.07
62704	---	3/4"	25	0.11
62705	---	1"	25	0.15
62706	---	1-1/4"	25	0.22

### CORED SQUARE HEAD PLUG

#### 304 & 316 150#



PART # 304 S.S	LIST PRICE	SIZE	BOX	APPROX. WT. LBS.	PART # 316 S.S.	LIST PRICE
62670	---	1/8"	25	0.02	63670	---
62671	---	1/4"	25	0.03	63671	---
62672	---	3/8"	25	0.04	63672	---
62653	---	1/2"	25	0.06	63653	---
62654	---	3/4"	25	0.13	63654	---
62655	---	1"	25	0.20	63655	---
62656	---	1-1/4"	25	0.32	63656	---
62657	---	1-1/2"	10	0.41	63657	---
62658	---	2"	10	0.65	63658	---
62660	---	3"	1	0.88		

### CORED HEX HEAD PLUG

#### 304 & 316 150#



PART # 304 S.S	LIST PRICE	SIZE	BOX	APPROX. WT. LBS.	PART # 316 S.S.	LIST PRICE
62630	---	1/8"	25	0.02	63630	---
62631	---	1/4"	25	0.02	63631	---
62632	---	3/8"	25	0.04	63632	---
62633	---	1/2"	25	0.07	63633	---
62634	---	3/4"	25	0.11	63634	---
62635	---	1"	25	0.20	63635	---
62636	---	1-1/4"	25	0.31	63636	---
62637	---	1-1/2"	10	0.44	63637	---
62638	---	2"	10	0.65	63638	---
62640		3"				

### HOSE NIPPLE

#### 304 & 316 150#



HOSE BARB X MALE PIPE

PART # 304 S.S	LIST PRICE	HOSE I.D. X MALE PIPE	BOX	APPROX. WT. LBS.	PART # 316 S.S.	LIST PRICE
73951	---	1/4"	1	0.04	973951	---
73952	---	3/8"	1	0.07	973952	---
73953	---	1/2"	1	0.13	973953	---
73954	---	3/4"	1	0.20	973954	---
73955	---	1"	1	0.33	973955	---
73956	---	1-1/4"	1	0.47	973956	---
73957	---	1-1/2"	1	0.67	973957	---
73958	---	2"	1	0.88	973958	---
73959	---	2-1/2"	1	1.45	973959	---
73960	---	3"	1	1.94	973990	---
		4"	1	3.57	973991	---

**WARNING:** This product can expose you to chemicals, including Nickel, which are known to the State of California to cause cancer. For more information, visit [www.P65Warnings.ca.gov](http://www.P65Warnings.ca.gov)

# 304 AND 316 150# SS FITTINGS

FITTINGS AND NIPPLES

## REDUCING HOSE NIPPLE

304 150#



HOSE BARB X MALE PIPE

PART # 304 S.S	HOSE I.D. X MALE PIPE	BOX	APPROX. WT. LBS.	LIST PRICE
73970	1/4" x 1/8"	1	0.04	---
73971	3/8" x 1/4"	1	0.07	---
73972	1/2" x 3/8"	1	0.13	---
73973	1/2" x 1/4"	1	0.13	---
73974	3/4" x 1/2"	1	0.20	---
73975	1" x 3/4"	1	0.33	---
73976	1" x 1/2"	1	0.33	---
73977	1-1/4" x 1"	1	0.46	---
73979	1-1/2" x 1-1/4"	1	0.66	---
73980	1-1/2" x 1"	1	0.66	---
73982	2" x 1-1/4"	1	0.88	---

## SOLID HEX HEAD PLUG

316 150#



PART # 316 S.S	SIZE	BOX	APPROX. WT. LBS.	LIST PRICE
63660	1/8"	25	0.04	---
63661	1/4"	25	0.06	---
63662	3/8"	25	0.08	---
63663	1/2"	25	0.12	---
63664	3/4"	25	0.15	---
63665	1"	25	0.24	---

## HEX SOCKET PLUG - BARSTOCK

316 150#



PART # 316 S.S	SIZE	BOX	APPROX. WT. LBS.	LIST PRICE
63760	1/8 "	1	0.05	---
63761	1/4 "	1	0.07	---
63762	3/8 "	1	0.10	---
63763	1/2 "	1	0.14	---
63764	3/4 "	1	0.21	---
63765	1"	1	0.24	---

## SOLID SQUARE HEAD PLUG

316 150#V



PART # 316 S.S	SIZE	BOX	APPROX. WT. LBS.	LIST PRICE
63680	1/8"	25	0.04	---
63681	1/4"	25	0.04	---
63682	3/8"	25	0.05	---
63683	1/2"	25	0.06	---
63684	3/4"	25	0.12	---

**WARNING:** This product can expose you to chemicals, including Nickel, which are known to the State of California to cause cancer. For more information, visit [www.P65Warnings.ca.gov](http://www.P65Warnings.ca.gov)

FITTINGS & NIPPLES

# BLACK AND GALVANIZED SCH 40

FITTINGS AND NIPPLES



## BLACK AND GALVANIZED STEEL NIPPLES

### Product Specifications

Welded steel pipe nipples both galvanized and black in diameters ranging from 1/8" up to 4" in lengths from close to 12" and cut-pipe up to 120". -200°-150° Temp Rating.

### Technical Specifications

**Standards:** Product complies with ASTM A-53, A-733 and ANSI B1.20.1 for threading, dimensions and pipe specifications.

**Pipe:** Complies with ASTM A-53 mill tested schedule 40 and 80 for both Welded & Seamless Meets ANSI B36.1. All pipe is hydrostatic tested.

**Galvanized:** Zinc coating applied by hot dipped. Galvanized complying with ASTM A-123, NSF approved, RoHS compliant.

**Black:** Protected against oxidation with varnish coating.

**Cutting Procedure:** All pipe is roller cut. A visual inspection of seams, excessive galvanizing, mid-welds, poor galvanizing, bends, roundness, under and over weight of the pipe is made at the time it is cut. This is done for every length of pipe. Pipe lengths are cut to a tolerance of + or - 1/16" of the actual length.

### Threading Procedure:

All pipe is chaser thread cut to American Standard Tapered Pipe Thread standards. This is 3/4" taper per foot. Pipe is visually inspected for roundness of threads and other visual faults as it is removed from the threading machine.

### SCHEDULE 80 XXS SEAMLESS



- ASTM A106 Grade B Seamless Pipe
- ASTM A 53
- WWN 351
- Standard NPT Tapered Pipe Threads as per ANSI B 1.20.1 Specification

### XXS SEAMLESS



**WARNING:** This product can expose you to chemicals, including Nickel, which are known to the State of California to cause cancer. For more information, visit [www.P65Warnings.ca.gov](http://www.P65Warnings.ca.gov)



# BLACK AND GALVANIZED SCH 40

FITTINGS AND NIPPLES

1/8" - 27

Wall Thickness 0.068 - GradeB - Test Pressure 700  
PSI - Thread Length 0.39



1/8" DIAMETER  
SCH 40 WELDED



PART # GALV	LIST PRICE	LENGTH	BOX/CASE	APPROX. WT. LBS.	PART # BLACK	LIST PRICE
56001	---	X Close (3/4")	50/600	0.02	57001	---
56002	---	x 1-1/2"	50/600	0.03	57002	---
56003	---	x 2"	50/500	0.04	57003	---
56004	---	x 2-1/2"	100/400	0.06	57004	---
56005	---	x 3	50/300	0.07	57005	---
56006	---	x 3-1/2"	50/300	0.08	57006	---
56007	---	x 4"	50/300	0.09	57007	---
56008	---	x 4-1/2"	50/300	0.10	57008	---
56009	---	x 5"	50/300	0.11	57009	---
56010	---	x 5-1/2"	50/300	0.12	57010	---
56011	---	x 6"	50/300	0.13	57011	---
56012	---	x 7"	50/300	0.15	57012	---
56013	---	x 8"	50/300	0.18	57013	---
	---	x 9"	50/300	0.21	57014	---
56015	---	x 10"	50/300	0.25	57015	---
56017	---	x 12"	50/300	0.29	57017	---

1/4"-18

Wall Thickness 0.068 - GradeB - Test Pressure 700  
PSI - Thread Length 0.39



1/4" DIAMETER  
SCH 40 WELDED



PART # GALV	LIST PRICE	LENGTH	BOX/CASE	APPROX. WT. LBS.	PART # BLACK	LIST PRICE
56020	---	X Close (7/8")	50/600	0.04	57020	---
56021	---	x 1-1/2"	125/500	0.06	57021	---
56022	---	x 2"	125/500	0.06	57022	---
56023	---	x 2-1/2"	100/400	0.08	57023	---
56024	---	x 3	50/300	0.10	57024	---
56025	---	x 3-1/2"	50/300	0.12	57025	---
56026	---	x 4"	50/300	0.14	57026	---
56027	---	x 4-1/2"	50/300	0.17	57027	---
56028	---	x 5"	50/300	0.19	57028	---
56029	---	x 5-1/2"	50/300	0.21	57029	---
56030	---	x 6"	50/300	0.23	57030	---
56031	---	x 7"	50/100	0.27	57031	---
56032	---	x 8"	50/100	0.31	57032	---
	---	x 9"	50/100	0.35	57033	---
56034	---	x 10"	50/100	0.40	57034	---
56035	---	x 11"	50/100	0.44	57035	---
56036	---	x 12"	50/100	0.48	57036	---
56038	---	x 18"	50/100	0.54		

**WARNING:** This product can expose you to chemicals, including Nickel, which are known to the State of California to cause cancer.  
 For more information, visit [www.P65Warnings.ca.gov](http://www.P65Warnings.ca.gov)

# BLACK AND GALVANIZED SCH 40

FITTINGS AND NIPPLES



**3/8" DIAMETER  
SCH 40 WELDED**  
Wall Thickness 0.091 -  
Grade B - Test Pressure 700  
PSI - Thread Length 0.6



PART # GALV	LIST PRICE	LENGTH	BOX/CASE	APPROX. WT. LBS.	PART # BLACK	LIST PRICE
56040	---	X Close (1")	50/600	0.05	57040	---
56041	---	x 1-1/2"	125/500	0.07	57041	---
56042	---	x 2"	125/500	0.08	57042	---
56043	---	x 2-1/2"	100/400	0.11	57043	---
56044	---	x 3"	50/300	0.13	57044	---
56045	---	x 3-1/2"	50/300	0.16	57045	---
56046	---	x 4"	50/300	0.19	57046	---
56047	---	x 4-1/2"	50/200	0.21	57047	---
56048	---	x 5"	50/150	0.24	57048	---
56049	---	x 5-1/2"	50/150	0.27	57049	---
56050	---	x 6"	50/100	0.29	57050	---
56051	---	x 7"	50/100	0.35	57051	---
56052	---	x 8"	50/100	0.40	57052	---
	---	x 9"	50/100	0.45	57053	---
56054	---	x 10"	50/100	0.51	57054	---
56055	---	x 11"	50/100	0.56	57055	---
56056	---	x 12"	50/100	0.62	57056	---
56430	---	x 18"	5/10	0.71	57430	---
		x 24"	1/1	1.02	57431	---
		x 36"	1/1	1.54	57433	----



**1/2" DIAMETER  
SCH 40 WELDED**  
Wall Thickness 0.109 -  
Grade B - Test Pressure  
700 PSI - Thread Length  
0.78



PART # GALV	LIST PRICE	LENGTH	BOX/CASE	APPROX. WT. LBS.	PART # BLACK	LIST PRICE
56060	---	X Close (1-1/8")	50/600	0.08	57060	---
56061	---	x 1-1/2"	125/500	0.08	57061	---
56062	---	x 2"	125/500	0.12	57062	---
56063	---	x 2-1/2"	100/400	0.15	57063	---
56064	---	x 3"	50/300	0.19	57064	---
56065	---	x 3-1/2"	50/300	0.23	57065	---
56066	---	x 4"	50/300	0.27	57066	---
56067	---	x 4-1/2"	50/200	0.30	57067	---
56068	---	x 5"	50/150	0.34	57068	---
56069	---	x 5-1/2"	50/150	0.38	57069	---
56070	---	x 6"	50/100	0.42	57070	---
56071	---	x 7"	50/100	0.49	57071	---
56072	---	x 8"	50/100	0.57	57072	---
56073	---	x 9"	50/100	0.65	57073	---
56074	---	x 10"	50/100	0.72	57074	---
56075	---	x 11"	50/100	0.80	57075	---
56076	---	x 12"	40/80	0.87	57076	---
56240	---	x 18"	1/3	1.29	57240	---
56241	---	x 24"	1/3	1.74	57241	---
56242	---	x 30"	1/3	2.16	57242	---
56243	---	x 36"	1/3	2.61	57243	---
56245	---	x 48"	1/3	3.48	57245	---
56246	---	x 60"	1/3	4.35	57246	---
56247	---	x 72"	1/3	5.22	57247	---

**WARNING:** This product can expose you to chemicals, including Nickel, which are known to the State of California to cause cancer. For more information, visit [www.P65Warnings.ca.gov](http://www.P65Warnings.ca.gov)

# BLACK AND GALVANIZED SCH 40

FITTINGS AND NIPPLES



## 3/4" DIAMETER SCH 40 WELDED

Wall Thickness 0.113 -  
Grade B - Test Pres-  
sure 700 PSI - Thread  
Length 0.79



Part # Galv	List Price	Length	Box/Case	Approx. Wt. Lbs.	Part # Black	List Price
56080	---	X Close (1-3/8")	50/300	0.13	57080	---
56081	---	x 1-1/2"	125/250	0.10	57081	---
56082	---	x 2"	125/250	0.15	57082	---
56083	---	x 2-1/2"	50/250	0.20	57083	---
56084	---	x 3"	50/200	0.24	57084	---
56085	---	x 3-1/2"	50/150	0.29	57085	---
56086	---	x 4"	50/150	0.34	57086	---
56087	---	x 4-1/2"	50/150	0.39	57087	---
56088	---	x 5"	50/150	0.43	57088	---
56089	---	x 5-1/2"	60/120	0.48	57089	---
56090	---	x 6"	50/100	0.53	57090	---
56091	---	x 7"	50/100	0.63	57091	---
56092	---	x 8"	50/100	0.72	57092	---
56093	---	x 9"	40/80	0.82	57093	---
56094	---	x 10"	40/80	0.91	57094	---
56095	---	x 11"	30/60	1.01	57095	---
56096	---	x 12"	30/60	1.10	57096	---
56250	---	x 18"	1/3	1.63	57250	---
56251	---	x 24"	1/3	2.20	57251	---
56252	---	x 30"	1/3	2.73	57252	---
56253	---	x 36"	1/3	3.30	57253	---
56255	---	x 48"	1/3	4.40	57255	---
56256	---	x 60"	1/3	5.50	57256	---
56257	---	x 72"	1/3	6.60	57257	---

**WARNING:** This product can expose you to chemicals, including Nickel, which are known to the State of California to cause cancer.  
 For more information, visit [www.P65Warnings.ca.gov](http://www.P65Warnings.ca.gov)

FITTINGS & NIPPLES

# BLACK AND GALVANIZED SCH 40

FITTINGS AND NIPPLES



## 1" DIAMETER SCH 40 WELDED

Wall Thickness 0.133 -  
Grade B - Test Pressure  
700 PSI - Thread Length  
0.98



PART # GALV	LIST PRICE	LENGTH	BOX/CASE	APPROX. WT. LBS.	PART # BLACK	LIST PRICE
56100	---	X Close (1-1/2")	50/200	0.16	57100	---
56101	---	x 2"	50/150	0.23	57101	---
56102	---	x 2-1/2"	50/150	0.29	57102	---
56103	---	x 3"	50/100	0.36	57103	---
56104	---	x 3-1/2"	50/100	0.43	57104	---
56105	---	x 4"	50/100	0.50	57105	---
56106	---	x 4-1/2"	50/100	0.56	57106	---
56107	---	x 5"	50/100	0.63	57107	---
56108	---	x 5-1/2"	50/100	0.70	57108	---
56109	---	x 6"	40/80	0.77	57109	---
56110	---	x 7"	25/50	0.90	57110	---
56111	---	x 8"	25/50	1.03	57111	---
56112	---	x 9"	15/30	1.17	57112	---
56113	---	x 10"	15/30	1.30	57113	---
56114	---	x 11"	15/30	1.44	57114	---
56115	---	x 12"	15/30	1.57	57115	---
56260	---	x 18"	1/3	2.34	57260	---
56261	---	x 24"	1/3	3.14	57261	---
56262	---	x 30"	1/3	3.91	57262	---
56263	---	x 36"	1/3	4.71	57263	---
56265	---	x 48"	1/3	6.28	57265	---
56266	---	x 60"	1/3	7.85	57266	---
56267	---	x 72"	1/3	9.42	57267	---

**WARNING:** This product can expose you to chemicals, including Nickel, which are known to the State of California to cause cancer. For more information, visit [www.P65Warnings.ca.gov](http://www.P65Warnings.ca.gov)





# BLACK AND GALVANIZED SCH 40

FITTINGS AND NIPPLES



## 1-1/4" DIAMETER SCH 40 WELDED

Wall Thickness 0.14 - Grade B -  
Test Pressure 1300 PSI -  
Thread Length 1.01



PART # GALV	LIST PRICE	LENGTH	BOX/CASE	APPROX. WT. LBS.	PART # BLACK	LIST PRICE
56120	---	X Close (1-5/8")	50/100	0.25	57120	---
56121	---	x 2"	50/100	0.32	57121	---
56122	---	x 2-1/2"	50/100	0.41	57122	---
56123	---	x 3"	50/100	0.50	57123	---
56124	---	x 3-1/2"	30/60	0.60	57124	---
56125	---	x 4"	30/60	0.69	57125	---
56126	---	x 4-1/2"	30/60	0.78	57126	---
56127	---	x 5"	25/50	0.87	57127	---
56128	---	x 5-1/2"	25/50	0.96	57128	---
56129	---	x 6"	25/50	1.06	57129	---
56130	---	x 7"	15/30	1.24	57130	---
56131	---	x 8"	15/30	1.42	57131	---
56132	---	x 9"	15/30	1.61	57132	---
56133	---	x 10"	15/30	1.79	57133	---
56134	---	x 11"	10/20	1.97	57134	---
56135	---	x 12"	10/20	2.16	57135	---
56270	---	x 18"	1/3	3.22	57270	---
56271	---	x 24"	1/3	4.32	57271	---
56272	---	x 30"	1/3	3.22	57272	---
56273	---	x 36"	1/3	6.48	57273	---
56275	---	x 48"			57275	---
		x 48"	1/3	8.64	57275	---
56276		x 60"	1/3	10.80	57276	



## 1-1/2" DIAMETER SCH 40 WELDED

Wall Thickness 0.145 - Grade B -  
Test Pressure 1300 PSI - Thread  
Length 1.03



PART # GALV	LIST PRICE	LENGTH	BOX/CASE	APPROX. WT. LBS.	PART # BLACK	LIST PRICE
56140	---	X Close (1-3/4")	50/100	0.31	57140	---
56141	---	x 2"	40/80	0.37	57141	---
56142	---	x 2-1/2"	40/80	0.47	57142	---
56143	---	x 3"	40/80	0.58	57143	---
56144	---	x 3-1/2"	25/50	0.68	57144	---
56145	---	x 4"	25/50	0.78	57145	---
56146	---	x 4-1/2"	25/50	0.89	57146	---
56147	---	x 5"	25/50	1.10	57147	---
56148	---	x 5-1/2"	20/40	1.10	57148	---
56149	---	x 6"	15/30	1.20	57149	---
56150	---	x 7"	15/30	1.41	57150	---
56151	---	x 8"	15/30	1.62	57151	---
56152	---	x 9"	15/30	1.83	57152	---
56153	---	x 10"	1/20	2.04	57153	---
	---	x 11"	1/20	2.25	57154	---
56155	---	x 12"	1/20	2.46	57155	---
56280	---	x 18"	1/3	3.66	57280	---
56281	---	x 24"	1/3	4.92	57281	---
56282	---	x 30"	1/3	6.12	57282	---
56283	---	x 36"	1/3	7.38	57283	---
56285	---	x 48"	1/3	9.84	57285	---
		x 60"			57286	---

**WARNING:** This product can expose you to chemicals, including Nickel, which are known to the State of California to cause cancer.  
 For more information, visit [www.P65Warnings.ca.gov](http://www.P65Warnings.ca.gov)

# BLACK AND GALVANIZED SCH 40


FITTINGS AND NIPPLES



**2" DIAMETER  
SCH 40 WELDED**  
Wall Thickness 0.154 -  
Grade B - Test Pressure  
2500 PSI - Thread Length  
1.06



PART # GALV	LIST PRICE	LENGTH	BOX/CASE	APPROX. WT. LBS.	PART # BLACK	LIST PRICE
56160	---	X Close (2")	40/80	0.55	57160	---
56161	---	x 2-1/2"	25/50	0.70	57161	---
56162	---	x 3"	25/50	0.86	57162	---
56163	---	x 3-1/2"	1/30	1.01	57163	---
56164	---	x 4"	1/30	1.16	57164	---
56165	---	x 4-1/2"	1/25	1.31	57165	---
56166	---	x 5"	1/30	1.47	57166	---
56167	---	x 5-1/2"	1/30	1.62	57167	---
56168	---	x 6"	1/20	1.77	57168	---
56169	---	x 7"	1/20	2.08	57169	---
56170	---	x 8"	1/20	2.39	57170	---
56171	---	x 9"	1/10	2.70	57171	---
56172	---	x 10"	1/10	3.00	57172	---
	---	x 11"	1/10	3.31	57173	---
56174	---	x 12"	1/10	3.62	57174	---
56290	---	x 18"	1/3	5.39	57290	---
56291	---	x 24"	1/3	5.26	57291	---
56292	---	x 30"	1/3	7.03	57292	---
56293	---	x 36"	1/3	10.86	57293	---
	----	x 42"	1/3	12.63		---
56295	---	x 48"	1/3	14.48	57295	---
56296	---	x 60"	1/3	18.10	57296	---
56297	---	x 72"	1/3	18.10	57297	---



**2-1/2" DIAMETER  
SCH 40 WELDED**  
Wall Thickness 0.203 - Grade  
B - Test Pressure 2500 PSI -  
Thread Length 1.57



PART # GALV	LIST PRICE	LENGTH	BOX/CASE	APPROX. WT. LBS.	PART # BLACK	LIST PRICE
56180	---	X Close (2-1/2")	1/20	1.09	57180	---
56181	---	x 3"	1/20	1.33	57181	---
56182	---	x 3-1/2"	1/20	1.57	57182	---
56183	---	x 4"	1/20	1.82	57183	---
56184	---	x 4-1/2"	1/20	2.06	57184	---
56185	---	x 5"	1/20	2.30	57185	---
56186	---	x 5-1/2"	1/10	2.54	57186	---
56187	---	x 6"	1/10	2.78	57187	---
	---	x 7"	1/10	3.27	57188	---
56189	---	x 8"	1/10	3.75	57189	---
56191	---	x 10"	1/8	4.72	57191	---
56193	---	x 12"	1/8	5.69	57193	---

**WARNING:** This product can expose you to chemicals, including Nickel, which are known to the State of California to cause cancer.  
 For more information, visit [www.P65Warnings.ca.gov](http://www.P65Warnings.ca.gov)



# BLACK AND GALVANIZED SCH 40

FITTINGS AND NIPPLES



**3" DIAMETER  
SCH 40 WELDED**  
Wall Thickness 0.216 - Grade  
B - Test Pressure 2500 PSI -  
Thread Length 1.64



PART # GALV	LIST PRICE	LENGTH	BOX/CASE	APPROX. WT. LBS.	PART # BLACK	LIST PRICE
56200	---	X Close (2-5/8")	1/20	1.52	57200	---
56201	---	x 3"	1/20	1.76	57201	---
56202	---	x 3-1/2"	1/10	2.08	57202	---
56203	---	x 4"	1/10	2.39	57203	---
56204	---	x 4-1/2"	1/10	2.71	57204	---
56205	---	x 5"	1/10	3.03	57205	---
56206	---	x 5-1/2"	1/10	3.35	57206	---
56207	---	x 6"	1/10	3.66	57207	---
56208	---	x 7"	1/8	4.30	57208	---
56209	---	x 8"	1/8	4.93	57209	---
56210	---	x 9"	1/8	5.57	57210	---
56211	---	x 10"	1/5	6.20	57211	---
56212	---	x 11"	1/5	7.20	57212	---
56213	---	x 12"	1/5	7.47	57213	---
		x 24"	1	14.94	57311	---



## 4" DIAMETER SCH 40 WELDED

Wall Thickness 0.237 - Grade B - Test Pres-  
sure 2210 PSI - Thread Length 1.74



PART # GALV	LIST PRICE	LENGTH	BOX/CASE	APPROX. WT. LBS.	PART # BLACK	LIST PRICE
56220	---	X Close (2-7/8")	1/10	2.00	57220	---
56221	---	3-1/2"	1/8	2.21		---
56223	---	x 4"	1/8	3.41	57223	---
56224	---	x 4-1/2"	1/6	3.86	57224	---
56225	---	x 5"	1/6	4.31	57225	---
56226	---	x 5-1/2"	1/6	4.76	57226	---
56227	---	x 6"	1/6	5.21	57227	---
	---	x 7"	1/5	6.48	57330	---
56229	---	x 8"	1/5	7.01	57229	---
	---	x 9"	1/5	7.54	57331	---
56332	---	x 10"	1/5	8.14	57332	---
56228	---	x 12"	1/4	8.54	57228	---

**WARNING:** This product can expose you to chemicals, including Nickel, which are known to the State of California to cause cancer.  
 For more information, visit [www.P65Warnings.ca.gov](http://www.P65Warnings.ca.gov)

FITTINGS & NIPPLES

# NIPPLES AND ASSORTMENTS

FITTINGS AND NIPPLES



## 6" DIAMETER SCH 40 WELDED

Wall Thickness 0.154 - Grade B - Test Pressure  
2500 PSI - Thread Length 1.06



PART # GALV	LIST PRICE	LENGTH	BOX/CASE	APPROX. WT. LBS.	PART # BLACK	LIST PRICE
56300	---	X Close (3-1/8")	1/1	3.80	57300	---
		x 4"	1/1	5.30	57304	---
56301		x 6"	1/1	8.30	57301	---
		x 8"	1/1	11.30	57305	---
		x 10"			57306	---
		x 12"	1/1	17.20	57308	---



## 8" DIAMETER SCH 40 WELDED

Wall Thickness 0.154 - Grade B - Test Pressure  
2500 PSI - Thread Length 1.06

PART #	LENGTH	BOX/CASE	APPROX. WT. LBS.	LIST PRICE
57320	X Close (3-1/8")	1/1	5.80	---
57322	x 6"	1/1	6.50	---
57326	x 10"	1/1	19.00	---
57328	x 12"	1/1	28.55	---



### SCH 40 SINGLE RUN NIPPLE BLACK

PART	DESCRIPTION	CLOSE	1-1/2	2	2-1/2	3	3-1/2	4	4-1/2	5	5 1/2	6	TOTAL PCS	LIST
973570	1/2"	1	1	1	1	1	1	1	1	1	1	1	11	
973571	3/4"	1	1	1	1	1	1	1	1	1	1	1	11	
973572	1"	1		1	1	1	1	1	1	1	1	1	10	
973573	1-1/4"	1		1	1	1	1	1	1	1	1	1	10	
973574	1-1/2"	1		1	1	1	1	1	1	1	1	1	10	
973575	2"	1			1	1	1	1	1	1	1	1	9	

### SCH 40 SINGLE RUN NIPPLE GALVANIZED

PART	DESCRIPTION	CLOSE	1-1/2	2	2-1/2	3	3-1/2	4	4-1/2	5	5 1/2	6	TOTAL PCS	LIST
973670	1/2"	1	1	1	1	1	1	1	1	1	1	1	11	
973671	3/4"	1	1	1	1	1	1	1	1	1	1	1	11	
973672	1"	1		1	1	1	1	1	1	1	1	1	10	
973673	1-1/4"	1		1	1	1	1	1	1	1	1	1	10	
973674	1-1/2"	1		1	1	1	1	1	1	1	1	1	10	
973675	2"	1			1	1	1	1	1	1	1	1	9	

**WARNING:** This product can expose you to chemicals, including Nickel, which are known to the State of California to cause cancer.  
 For more information, visit [www.P65Warnings.ca.gov](http://www.P65Warnings.ca.gov)

# NIPPLES AND ASSORTMENTS

FITTINGS AND NIPPLES

## STEEL NIPPLE ASSORTMENTS

### B "6" ASSORTMENTS



BLACK		LENGTH											WT. TOTAL			
		CLOSE	1-1/2"	2"	2-1/2"	3"	3-1/2"	4"	4-1/2"	5"	5-1/2"	6"	LBS.	PIECES		
973567	1/2"	6	6	6	6	6	6	6	6	6	6	6	6	20	66	---
973568	3/4"	6	6	6	6	6	6	6	6	6	6	6	6	27	66	---
973569	1"	6		6	6	6	6	6	6	6	6	6	6	34	60	---

GALV.		LENGTH											WT. TOTAL			
		CLOSE	1-1/2"	2"	2-1/2"	3"	3-1/2"	4"	4-1/2"	5"	5-1/2"	6"	LBS.	PIECES		
973667	1/2"	6	6	6	6	6	6	6	6	6	6	6	6	20	66	---
973668	3/4"	6	6	6	6	6	6	6	6	6	6	6	6	27	66	---
973669	1"	6		6	6	6	6	6	6	6	6	6	6	34	60	---

### STEEL TOTE TRAYS



PART #	SIZE	CAPACITY	LIST PRICE
990781	1/2"	77pcs	---
990782	3/4"	66pcs	---
990783	1"	50pcs	---
990786	1-1/4"	40pcs	---
990784	1-1/2"	30pcs	---
990785	2"	27pcs	---

**WARNING:** This product can expose you to chemicals, including Nickel, which are known to the State of California to cause cancer. For more information, visit [www.P65Warnings.ca.gov](http://www.P65Warnings.ca.gov)

FITTINGS & NIPPLES

# BLACK SCH 80 SEAMLESS

FITTINGS AND NIPPLES

## EXTRA HEAVY SEAMLESS STEEL PIPE NIPPLES

1/8" - 27



### 1/8" DIAMETER SCHEDULE 80 SEAMLESS

Wall Thickness 0.094 - Grade B - Test Pressure 850 PSI - Thread Length 0.39

PART #	LENGTH	BOX/CASE	APPROX. WT. LBS.	LIST PRICE
59001SMLS	x Close	40/480	0.02	---
59002SMLS	x 1-1/2"	40/480	0.03	---
59003SMLS	x 2"	100/400	0.05	---
59004SMLS	2-1/2"	100/400	0.06	---
59005SMLS	x 3"	40/240	0.08	---
59006SMLS	x 3-1/2"	40/240	0.09	---
59007SMLS	x 4"	40/240	0.11	---
59009SMLS	x 5"	40/120	0.12	---
59010SMLS	x 5-1/2"	40/120	0.13	---
59011SMLS	x 6"	40/80	0.16	---

1/4" - 18



### 1/4" DIAMETER SCHEDULE 80 SEAMLESS

Wall Thickness 0.119 - Grade B - Test Pressure 850 PSI - Thread Length 0.59

PART #	LENGTH	BOX/CASE	APPROX. WT. LBS.	LIST PRICE
59020SMLS	x Close (7/8")	40 / 480	0.03	---
59021SMLS	x 1-1/2"	100 / 400	0.06	---
59022SMLS	x 2"	100 / 400	0.08	---
59023SMLS	x 2-1/2"	80 / 320	0.10	---
59024SMLS	x 3"	40 / 240	0.12	---
59025SMLS	x 3-1/2"	40 / 240	0.15	---
59026SMLS	x 4"	40 / 240	0.17	---
59027SMLS	x 4-1/2"	40 / 120	0.19	---
59028SMLS	x 5"	40 / 120	0.21	---
59029SMLS	x 5-1/2"	40 / 80	0.24	---
59030SMLS	x 6"	40 / 80	0.26	---
59032SMLS	x 8"	40 / 80	0.35	---
59034SMLS	x 10"	40 / 80	0.44	---
59036SMLS	x 12"	40 / 80	0.53	---

**WARNING:** This product can expose you to chemicals, including Nickel, which are known to the State of California to cause cancer. For more information, visit [www.P65Warnings.ca.gov](http://www.P65Warnings.ca.gov)



# BLACK SCH 80 SEAMLESS

FITTINGS AND NIPPLES

3/8" - 18



## 3/8" DIAMETER SCHEDULE 80 SEAMLESS

Wall Thickness 0.126 - Grade B - Test Pressure 850 PSI - Thread Length 0.6

PART #	LENGTH	BOX/CASE	APPROX. WT. LBS.	LIST PRICE
59040SMLS	X Close (3/8")	40 / 480	0.05	---
59041SMLS	x 1-1/2"	100 / 400	0.08	---
59042SMLS	x 2"	100 / 400	0.11	---
59043SMLS	x 2-1/2"	80 / 320	0.14	---
59044SMLS	x 3"	40 / 240	0.17	---
59045SMLS	x 3-1/2"	40 / 240	0.20	---
59046SMLS	x 4"	40 / 240	0.23	---
59047SMLS	x 4-1/2"	40 / 160	0.26	---
59048SMLS	x 5"	40 / 120	0.29	---
59049SMLS	x 5-1/2"	40 / 120	0.32	---
59050SMLS	x 6"	40 / 80	0.35	---
59056SMLS	x 12"	40/80	0.65	---

1/2" - 14



## 1/2" DIAMETER SCHEDULE 80 SEAMLESS

Wall Thickness 0.147 - Grade B - Test Pressure 850 PSI - Thread Length 0.78

PART #	LENGTH	BOX/CASE	APPROX. WT. LBS.	LIST PRICE
59060SMLS	X Close (1-1/8")	40 / 480	0.07	---
59061SMLS	x 1-1/2"	100 / 400	0.11	---
59062SMLS	x 2"	100 / 400	0.15	---
59063SMLS	x 2-1/2"	80 / 320	0.20	---
59064SMLS	x 3"	40 / 240	0.24	---
59065SMLS	x 3-1/2"	40 / 240	0.29	---
59066SMLS	x 4"	40 / 240	0.33	---
59067SMLS	x 4-1/2"	40 / 160	0.38	---
59068SMLS	x 5"	40 / 120	0.42	---
59069SMLS	x 5-1/2"	40 / 120	0.47	---
59070SMLS	x 6"	40 / 80	0.51	---
59071SMLS	x 7"	40 / 80	0.60	---
59072SMLS	x 8"	40 / 80	0.69	---
59074SMLS	x 10"	40 / 80	0.88	---
59076SMLS	x 12"	32 / 64	1.06	---

**WARNING:** This product can expose you to chemicals, including Nickel, which are known to the State of California to cause cancer. For more information, visit [www.P65Warnings.ca.gov](http://www.P65Warnings.ca.gov)



# BLACK SCH 80 SEAMLESS

FITTINGS AND NIPPLES

FITTINGS & NIPPLES



3/4" - 14

## 3/4" DIAMETER SCHEDULE 80 SEAMLESS

Wall Thickness 0.154 - Grade B - Test Pressure 850 PSI - Thread Length 0.79

PART #	LENGTH	BOX/CASE	APPROX. WT. LBS.	LIST PRICE
59080SMLS	X Close (1-3/8")	40/240	0.13	---
59081SMLS	x 1-1/2"	100/200	0.15	---
59082SMLS	x 2"	100/200	0.21	---
59083SMLS	x 2-1/2"	40/160	0.27	---
59084SMLS	x 3"	40/160	0.33	---
59085SMLS	x 3-1/2"	40/120	0.39	---
59086SMLS	x 4"	40/120	0.45	---
59087SMLS	x 4-1/2"	40/120	0.51	---
59088SMLS	x 5"	40/120	0.57	---
59089SMLS	x 5-1/2"	48/96	0.64	---
59090SMLS	x 6"	40/80	0.69	---
59091SMLS	x 7"	40/80	0.82	---
59092SMLS	x 8"	40/80	0.94	---
59094SMLS	x 10"	32/64	1.19	---
59096SMLS	x 12"	24/48	1.44	---



1" - 11 1/2

## 1" DIAMETER SCHEDULE 80 SEAMLESS

Wall Thickness 0.179 - Grade B - Test Pressure 850 PSI - Thread Length 0.98

PART #	LENGTH	BOX/CASE	APPROX. WT. LBS.	LIST PRICE
59100SMLS	X Close (1-1/2")	40 / 160	0.21	---
59101SMLS	x 2"	40 / 120	0.30	---
59102SMLS	x 2-1/2"	40 / 120	0.37	---
59103SMLS	x 3"	40 / 80	0.47	---
59104SMLS	x 3-1/2"	40 / 80	0.56	---
59105SMLS	x 4"	40 / 80	0.65	---
59106SMLS	x 4-1/2"	40 / 80	0.74	---
59107SMLS	x 5"	40 / 80	0.83	---
59108SMLS	x 5-1/2"	40 / 80	0.92	---
59109SMLS	x 6"	32 / 64	1.01	---
59110SMLS	x 7"	20 / 40	1.19	---
59111SMLS	x 8"	20 / 40	1.37	---
59112SMLS	x 9"	20 / 40	1.55	---
59113SMLS	x 10"	12 / 24	1.74	---
59115SMLS	x 12"	12 / 24	2.10	---

**WARNING:** This product can expose you to chemicals, including Nickel, which are known to the State of California to cause cancer. For more information, visit [www.P65Warnings.ca.gov](http://www.P65Warnings.ca.gov)



# BLACK SCH 80 SEAMLESS

FITTINGS AND NIPPLES



## 1-1/4" DIAMETER SCHEDULE 80 SEAMLESS

Wall Thickness 0.191 - Grade B - Test Pressure 1900 PSI - Thread Length 1.01

PART #	LENGTH	BOX/CASE	APPROX. WT. LBS.	LIST PRICE
59120SMLS	X Close (1-5/8")	40 / 80	0.31	---
59121SMLS	x 2"	40 / 80	0.42	---
59122SMLS	x 2-1/2"	40 / 80	0.52	---
59123SMLS	x 3"	40 / 80	0.64	---
59124SMLS	x 3-1/2"	24 / 48	0.77	---
59125SMLS	x 4"	24 / 48	0.90	---
59126SMLS	x 4-1/2"	24 / 48	1.02	---
59127SMLS	x 5"	20 / 40	1.15	---
59128SMLS	x 5-1/2"	20 / 40	1.27	---
59129SMLS	x 6"	20 / 40	1.40	---
59130SMLS	x 7"	20 / 40	1.65	---
59131SMLS	x 8"	12 / 24	1.90	---
59132SMLS	x 9"	12 / 24	2.15	---
59133SMLS	x 10"	12 / 24	2.40	---
59134SMLS	x 11"	8 / 16	2.65	---
59135SMLS	x 12"	8 / 16	2.90	---



## 1-1/2" DIAMETER SCHEDULE 80 SEAMLESS

Wall Thickness 0.2 - Grade B - Test Pressure 1900 PSI - Thread Length 1.03

PART #	LENGTH	BOX/CASE	APPROX. WT. LBS.	LIST PRICE
59140SMLS	X Close (1-3/4")	40 / 80	0.41	---
59141SMLS	x 2"	32 / 64	0.51	---
59142SMLS	x 2-1/2"	32 / 64	0.64	---
59143SMLS	x 3"	32 / 64	0.78	---
59144SMLS	x 3-1/2"	20 / 40	0.94	---
59145SMLS	x 4"	20 / 40	1.09	---
59146SMLS	x 4-1/2"	20 / 40	1.23	---
59147SMLS	x 5"	20 / 40	1.39	---
59148SMLS	x 5-1/2"	16 / 32	1.54	---
59149SMLS	x 6"	12 / 24	1.69	---
59150SMLS	x 7"	12 / 24	2.00	---
59151SMLS	x 8"	12 / 24	2.30	---
59153SMLS	x 10"	8 / 16	2.90	---
59155SMLS	x 12"	8 / 16	3.51	---

WARNING: This product can expose you to chemicals, including Nickel, which are known to the State of California to cause cancer. For more information, visit [www.P65Warnings.ca.gov](http://www.P65Warnings.ca.gov)

FITTINGS & NIPPLES

# BLACK SCH 80 SEAMLESS

FITTINGS AND NIPPLES



## 2" DIAMETER SCHEDULE 80 SEAMLESS

Wall Thickness 0.218 - Grade B - Test Pressure 2500 PSI - Thread Length 1.06

PART #	LENGTH	BOX/CASE	APPROX. WT. LBS.	LIST PRICE
59160SMLS	X Close (2")	32/64	0.30	---
59161SMLS	x 2-1/2"	20 / 40	0.80	---
59162SMLS	x 3"	20 / 40	1.10	---
59163SMLS	x 3-1/2"	12 / 24	1.31	---
59164SMLS	x 4"	12 / 24	1.52	---
59165SMLS	x 4-1/2"	12 / 24	1.72	---
59166SMLS	x 5"	12 / 24	1.94	---
59167SMLS	x 5-1/2"	12 / 24	2.15	---
59168SMLS	x 6"	8 / 16	2.35	---
59169SMLS	x 7"	8 / 16	2.78	---
59170SMLS	x 8"	8 / 16	3.19	---
59171SMLS	x 9"	1 / 8	3.62	---
59172SMLS	x 10"	1 / 8	4.03	---
59173SMLS	x 11"	1 / 8	4.44	---
59174SMLS	x 12"	1 / 8	4.87	---
59197SMLS	x 24"	1/1	9.74	---



## 2-1/2" DIAMETER SCHEDULE 80 SEAMLESS

Wall Thickness 0.276 - Grade B - Test Pressure 2500 PSI - Thread Length 1.57

PART #	LENGTH	BOX/CASE	APPROX. WT. LBS.	LIST PRICE
59180SMLS	x Close ( 2-1/2" )	1 / 16	1.25	---
59181SMLS	x 3"	1 / 16	1.57	---
59182SMLS	x 3-1/2"	1 / 16	1.82	---
59183SMLS	x 4"	1 / 16	2.15	---
59184SMLS	x 4-1/2"	1 / 16	1.75	---
59185SMLS	x 5"	1 / 16	2.78	---
59186SMLS	x 5-1/2"	1 / 8	2.25	---
59187SMLS	x 6"	1 / 8	3.41	---
59188SMLS	x 7"	1 / 8	3.89	---
59189SMLS	x 8"	1 / 8	4.69	---
59190SMLS	x 9"	1 / 8	5.34	---
59191SMLS	x 10"	1 / 6	5.97	---
59192SMLS	x 11"	1 / 6	4.89	---
59193SMLS	x 12"	1 / 5	7.26	---

**WARNING:** This product can expose you to chemicals, including Nickel, which are known to the State of California to cause cancer. For more information, visit [www.P65Warnings.ca.gov](http://www.P65Warnings.ca.gov)

# BLACK SCH 80 SEAMLESS

FITTINGS AND NIPPLES



## 3" DIAMETER SCHEDULE 80 SEAMLESS

Wall Thickness 0.3 - Grade B - Test Pressure 2500 PSI - Thread Length 1.64


PART #	LENGTH	BOX/CASE	APPROX. WT. LBS.	LIST PRICE
59200SMLS	X Close (2-5/8")	1 / 16	1.79	---
59201SMLS	x 3"	1 / 16	2.11	---
59202SMLS	x 3-1/2"	1 / 16	2.55	---
59203SMLS	x 4"	1 / 8	2.89	---
59204SMLS	x 4-1/2"	1 / 8	3.30	---
59205SMLS	x 5"	1 / 8	3.73	---
59206SMLS	x 5-1/2"	1 / 8	4.17	---
59207SMLS	x 6"	1 / 8	4.57	---
59209SMLS	x 8"	1 / 6	6.29	---
59211SMLS	x 10"	1 / 4	8.01	---
59212SMLS	x 11"	1 / 4	8.85	---
59213SMLS	x 12"	1 / 4	9.72	---



## 4" DIAMETER SCHEDULE 80 SEAMLESS

Wall Thickness 0.337 - Grade B - Test Pressure 2800 PSI - Thread Length 1.74

PART #	LENGTH	BOX/CASE	APPROX. WT. LBS.	LIST PRICE
59220SMLS	X Close (2-7/8")	1 / 8	2.91	---
59221SMLS	x 4"	1 / 6	4.26	---
59223SMLS	x 5"	1 / 5	5.49	---
59224SMLS	x 5-1/2"			
59225SMLS	x 6"	1 / 5	6.72	---
59227SMLS	x 8"	1 / 3	9.23	---
59228SMLS	9"			
59229SMLS	x 10"	1 / 3	11.73	---
59231SMLS	x 12"	1 / 3	14.24	---



6" DIAMETER

## SCHEDULE 80 SEAMLESS



8" DIAMETER

PART #	LENGTH	BOX/CASE	APPROX. WT. LBS.		PART #		
			6"	8"			
59300SMLS	---	X Close	2	3.57	4.62	59320SMLS	---
59301SMLS	---	x 6"	2	14.29	16.91	59322SMLS	---
59305SMLS	---	x 8"	2	19.05	22.54	59324SMLS	---
59308SMLS	---	x 12"	2	28.57	34.18	59328SMLS	---

**WARNING:** This product can expose you to chemicals, including Nickel, which are known to the State of California to cause cancer. For more information, visit [www.P65Warnings.ca.gov](http://www.P65Warnings.ca.gov)

# BLACK EXTRA HEAVY XXS SEAMLESS

FITTINGS AND NIPPLES



**1/2" DIAMETER BLACK EXTRA HEAVY XXS SEAMLESS**  
 Wall Thickness 0.294 - Grade B - Test Pressure 1000 PSI - Thread Length 0.79

PART #	LENGTH	BOX/CASE	APPROX. WT. LBS.	LIST PRICE
59060SMLSXX	x Close	100 / 200	0.31	---
59062SMLSXX	x 2"	100 / 200	0.58	---
59064SMLSXX	x 3"	50 / 100	0.62	---
59066SMLSXX	x 4"	50 / 100	0.66	---
59070SMLSXX	x 6"	25 / 50	0.75	---



**3/4" DIAMETER DIAMETER BLACK EXTRA HEAVY XXS SEAMLESS**  
 Wall Thickness 0.308 - Grade B - Test Pressure 1000 PSI - Thread Length 0.79

PART #	LENGTH	BOX/CASE	APPROX. WT. LBS.	LIST PRICE
59080SMLSXX	x Close	40/240	0.55	---
59082SMLSXX	x 2"	50 / 100	0.62	---
59086SMLSXX	x 4"	25 / 50	0.68	---
59090SMLSXX	x 6"	25 / 50	0.71	---



**1" DIAMETER DIAMETER BLACK EXTRA HEAVY XXS SEAMLESS**  
 Wall Thickness 0.358 - Grade B - Test Pressure 1000 PSI - Thread Length 0.98

PART #	LENGTH	BOX/CASE	APPROX. WT. LBS.	LIST PRICE
59100SMLSXX	x close	50 / 100	0.88	---
59101SMLSXX	x 2"	50 / 100	1.07	---
59103SMLSXX	x 3"	20/40	1.10	---
59105SMLSXX	x 4"	20 / 40	1.14	---
59109SMLSXX	x 6"	20 / 40	1.75	---



**2" DIAMETER DIAMETER BLACK EXTRA HEAVY XXS SEAMLESS**  
 Wall Thickness 0.436 - Grade B - Test Pressure 2500 PSI - Thread Length 1.06

PART #	LENGTH	BOX/CASE	APPROX. WT. LBS.	LIST PRICE
59160SMLSXX	x close	1 / 25	1.36	---
59161SMLSXX	x 2-1/2"	1 / 20	1.67	---
59162SMLSXX	x 3"	1 / 20	2.09	---
59163SMLSXX	x 3-1/2"	1 / 12	2.51	---
59164SMLSXX	x 4"	1 / 12	2.86	---
59166SMLSXX	x 5"	1/12	3.04	---
59168SMLSXX	x 6"	1 / 11	3.20	---
59170SMLSXX	x 8"	1 / 8	5.86	---
59172SMLSXX	x 10"	1 / 8	7.31	---
59174SMLSXX	x 12"	1 / 8	9.34	---


**WARNING:** This product can expose you to chemicals, including Nickel, which are known to the State of California to cause cancer.  
 For more information, visit [www.P65Warnings.ca.gov](http://www.P65Warnings.ca.gov)



# SCH 40 AND SCH 80 GROOVE NIPPLES

FITTINGS AND NIPPLES

## THREAD X GROOVE



### 2" DIAMETER

PART #	LIST PRICE	BOX	WTG	LENGTH	WTG	BOX	PART #	LIST PRICE
57162TV	---	50	0.70	x 3	1.03	40	59162TV	---
57164TV	---	30	0.97	x 4	1.40	24	59164TV	---
57168TV	---	20	1.64	x 6	2.41	16	59168TV	---
57170TV	---	20	2.15	x 8	3.20	16	59170TV	---
57172TV	---	10	2.80	x 10	3.65	8	59172TV	---
57174TV	---	10	3.45	x 12	4.01	8	59174TV	---

### 3" DIAMETER

PART #	LIST PRICE	BOX	WTG	LENGTH	WTG	BOX	PART #	LIST PRICE
57201TV	---	20	1.26	x 3	2.01	16	59201TV	---
57203TV	---	10	1.80	x 4	3.01	8	59203TV	---
57207TV	---	10	3.17	x 6	4.87	8	59207TV	---
57209TV	---	8	4.13	x 8	5.86	6	59209TV	---
57211TV	---	5	5.48	x 10	6.19	4	59211TV	---
57213TV	---	5	6.24	x 12	6.37	4	59213TV	---

### 4" DIAMETER

PART #	LIST PRICE	BOX	WTG	LENGTH	WTG	BOX	PART #	LIST PRICE
57222TV	---	8	2.40	x 3	4.11	6	59222TV	---
57223TV	---	8	2.52	x 4	4.15	6	59221TV	---
57227TV	---	6	4.30	x 6	6.52	5	59225TV	---
57229TV	---	4	5.63	x 8	7.18	3	59229TV	---
57332TV	---	4	7.90	x 10	11.74	3	59231TV	---
57228TV	---	4	8.25	x 12	14.24	3	59227TV	---

NOMINAL IPS PIPE SIZE	O.D. ACTUAL	GASKET SEAT "A"	GROOVE WIDTH "B"	GROOVE DIAMETER "C"	ACTUAL GROOVE DEPTH "D"
2	2.375	0.625	0.312	2.250	0.062
3	3.500	0.625	0.312	3.344	0.078
4	4.500	0.625	0.375	4.334	0.083

**WARNING:** This product can expose you to chemicals, including Nickel, which are known to the State of California to cause cancer. For more information, visit [www.P65Warnings.ca.gov](http://www.P65Warnings.ca.gov)

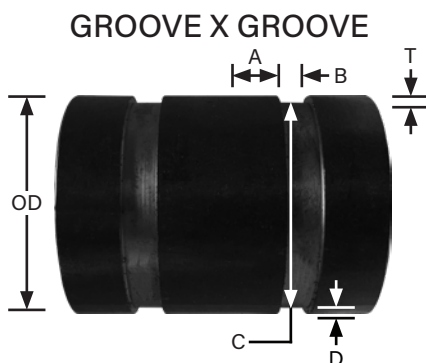
FITTINGS & NIPPLES

# BLACK SCH 40 AND SCH 80 SEAMLESS GROOVE NIPPLES

FITTINGS AND NIPPLES



SCH 40



SCH 80

## 2" DIAMETER

PART #	LIST PRICE	BOX	WTG	LENGTH	WTG	BOX	PART #	LIST PRICE
57162V	---	50	0.70	x 3	1.03	40	59162V	---
57164V	---	30	0.97	x 4	1.40	24	59164V	---
57168V	---	20	1.64	x 6	2.41	16	59168V	---
57170V	---	20	2.15	x 8	3.20	16	59170V	---
57172V	---	10	2.80	x 10	3.65	8	59172V	---
57174V	---	10	3.45	x 12	4.01	8	59174V	---

## 3" DIAMETER

PART #	LIST PRICE	BOX	WTG	LENGTH	WTG	BOX	PART #	LIST PRICE
57201V	---	20	1.26	x 3	2.01	16	59201V	---
57203V	---	10	1.80	x 4	3.01	8	59203V	---
57207V	---	10	3.17	x 6	4.87	8	59207V	---
57209V	---	8	4.13	x 8	5.86	6	59209V	---
57211V	---	5	5.48	x 10	6.19	4	59211V	---
57213V	---	5	6.24	x 12	6.37	4	59213V	---

## 4" DIAMETER

PART #	LIST PRICE	BOX	WTG	LENGTH	WTG	BOX	PART #	LIST PRICE
57223V	---	8	2.52	x 4	4.15	6	59221V	---
57227V	---	6	4.35	x 6	6.52	5	59225V	---
57229V	---	4	5.63	x 8	7.18	3	59227V	---
57332V	---	4	7.90	x 10	11.74	3	59229V	---
57228V	---	4	8.25	x 12	14.24	3	59231V	---

## SEAMLESS SCH 40 GROOVE X BEVEL NIPPLES



PART #	DIA. X LENGTH	
57162GBS	2 x 3	---
57201GBS	3 x 3	---
57222GBS	4 x 3	---
57400GBS	8 x 3	---
57500GBS	10 x 3	---
57600GBS	12 x 3	---

**WARNING:** This product can expose you to chemicals, including Nickel, which are known to the State of California to cause cancer. For more information, visit [www.P65Warnings.ca.gov](http://www.P65Warnings.ca.gov)



# MERCHANT COUPLINGS

FITTINGS AND NIPPLES

## MERCHANT COUPLINGS

### Product Specifications

Welded steel couplings both galvanized and black in diameters from 1/8" up to 4".

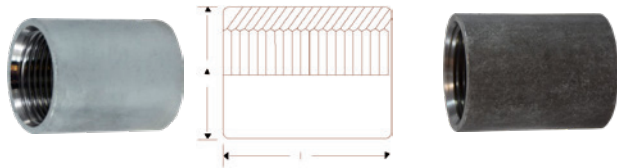
### Technical Specifications

**Standards:** Product complies with ASTM A865 and ANSI B1.20.1 for threading, dimensions and pipe specifications. Federal Spec WW-P-404

**Pipe:** Complies with ASTM A-53 milltested schedule 40 and 80. Meets ANSI B36.1. All pipe is hydrostatic tested.

**Galvanized:** Zinc coating applied by hot dipping. Galvanized complying with ASTM-A-123.


### MERCHANT COUPLINGS



• Straight threads thru 2"

PART # GALV	LIST PRICE	SIZE	PART # BLACK	LIST PRICE
64770	---	1/8"	65770	---
64771	---	1/4"	65771	---
64772	---	3/8"	65772	---
64773	---	1/2"	65773	---
64774	---	3/4"	65774	---
64775	---	1"	65775	---
64776	---	1-1/4"	65776	---
64777	---	1-1/2"	65777	---
64778	---	2"	65778	---
64779	---	2-1/2"	65779	---
64780	---	3"	65780	---
64781	---	4"	65781	---
		5"	65782	---
		6"	65783	---

### HALF MERCHANT COUPLINGS



• Straight threads thru 2"

PART # GALV	LIST PRICE	SIZE	PART # BLACK	LIST PRICE
		1/8"	65770H	
		1/4"	65771H	---
		3/8"	65772H	---
64773H	---	1/2"	65773H	---
64774H	---	3/4"	65774H	---
64775H	---	1"	65775H	---
64776H	---	1-1/4"	65776H	---
64777H	---	1-1/2"	65777H	---
64778H	---	2"	65778H	---
		2-1/2"	65779H	---
	---	3"	65780H	---
	---	4"	65781H	---



### #304 STAINLESS STEEL MERCHANT COUPLINGS

PART #	SIZE	LIST PRICE
61775	1	---
61776	1-1/4	---
61777	1-1/2	---
61778	2	---

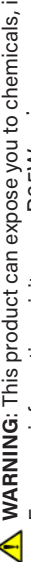
Also available:

Extra Heavy Merchant Couplings

### MERCHANT COUPLINGS SPECIFICATIONS

SIZE	OUTSIDE DIAM.	LENGTH	WEIGHT 100 PCS APPROX.	QUANTITY PER BOX	THREADS PER INCH	THREADS
		INCHES	POUNDS			TYPE
1/8"	.59"	.78	3.5	1000	27	Straight
1/4"	.73"	1.18	7.5	500	18	Straight
3/8"	.86"	1.18"	9	600	18	Straight
1/2"	1.063"	1-9/16"	13.0	100	14	Straight
3/4"	1.313"	1-5/8"	28.3	50	14	Straight
1"	1.576"	2"	40.1	30	11-1/2	Straight
1-1/4"	1.900"	2-1/16"	49.5	25	11-1/2	Straight
1-1/2"	2.17"	2-3/64"	71.48	25	11-1/2	Straight
2"	2.750"	2-1/8"	112.0	20	11-1/2	Straight
2-1/2"	3.250"	3-1/8"	231.2	8	8	Taper Tapped
3"	4.000"	3-1/4"	353.8	5	8	Taper Tapped
4"	5.000"	3-1/2"	471.8	4	8	Taper Tapped
6"	7.32	4"	1000.05	4	8	Taper Tapped

WARNING: This product can expose you to chemicals, including Nickel, which are known to the State of California to cause cancer. For more information, visit www.P65Warnings.ca.gov



## API LINE PIPE

FITTINGS AND NIPPLES

# API LINE COUPLINGS

## A105 BLACK STEEL TAPER TAPPED COUPLINGS

### Product Specifications

These couplings are manufactured in accordance with American Petroleum Institute specifications 5L & 5B.

All couplings are phosphated.

All sizes are taper tapped 3/4" per foot on the diameter.

\*CERTIFIED BY THE AMERICAN PETROLEUM INSTITUTE



A105

- Black Steel
- API line API SL

- Each end has a short, unthreaded recess before the threads start.
- Use with sch 80 & sch. 160 nipples & pipe.
- Max. pressure: 3000PSI

## API LINE PIPE COUPLINGS

PART #	NPT SIZE	THREADS PER INCH	OUTSIDE DIAMETER	LENGTH	UNIT WEIGHT	LIST PRICE
65770API	1/8"	27	0.563	1-1/16	0.04	---
65771API	1/4"	18	0.719	1-5/8	0.10	---
65772API	3/8"	18	0.875	1-5/8	0.13	---
65773API	1/2"	14	1.063	2-1/8	0.24	---
65774API	3/4"	14	1.313	2-1/8	0.35	---
65775API	1"	11.5	1.576	2-5/8	0.52	---
65776API	1-1/4"	11.5	2.054	2-3/4	1.00	---
65777API	1-1/2"	11.5	2.200	2-3/4	0.88	---
65778API	2"	11.5	2.875	2-7/8	1.83	---
65780API	3"	8	4.000	4-1/4	4.09	---
65781API	4"	8	5.200	4-1/2	7.59	---
65783API	6"	8	7.390	4-5/8	12.92	---
65784API	8"	8	9.625	5-3/4	23.18	---

**WARNING:** This product can expose you to chemicals, including Nickel, which are known to the State of California to cause cancer. For more information, visit [www.P65Warnings.ca.gov](http://www.P65Warnings.ca.gov)



# MALLEABLE FITTINGS

FITTINGS AND NIPPLES

## MALLEABLE FITTINGS



- SATURATED STEAM PRESSURE 150 PSI @ 350°F
- MAX PRESSURE 300 PSI @ 150°F
- TEMP RANGE -20°F TO 350°F

### ISO 9002 - CERTIFICATE OF QUALITY - UL/FM LISTED

Our quality fittings are made with care and attention to detail. With better molds we can reduce parting lines and rough edges resulting in better fluid flow. By using a low temperature galvanizing process the coating is more durable which means a longer lasting fitting. All Fittings are 100% Pressure Tested to 300# Class. (Every fitting is subjected to an underwater fitness test to ensure the highest quality)

#### SPECIFICATIONS

- MATERIAL: ASTM A 197 - Cuppla Malleable Iron, ASTM A 153 - Hot dipped galvanizing • Coating ASTM A164 LS
- DIMENSIONS: ANSI B 16.3 - Malleable Iron threaded fittings, ANSI B 16.14 - Ferrous Pipe Plugs, Bushings etc..., ANSI B 16.39 - Malleable Iron threaded pipe unions.
- THREADS: ANSI B 2.1 or BS 21 ASME B1.20.1 • RoHS Compliant • Tapered Threads
- Pressure - Saturated steam 150 PSI @350°F: Max pressure 300 PSI - 150°F
- Temperature range -20 - 350°F

MALLEABLE IRON - ANSI B 16.3				
F°	CLASS 150 PSIG	SIZES 1/4-1 300#	SIZES 1 1/4-2 300#	SIZES 2 1/4-3 300#
-200-150	300	2000	1500	1000
200	265	1785	1350	910
250	225	1575	1200	825
300	185	1360	1050	735
366*	150	1150	900	650

\*Permissible for service temperature up to 366°F, reflecting the temperature of saturated steam at 150 psig.

### STEEL FITTINGS



- 1010 Carbon Steel, 3/4 taper threads ( see hydraulic section for 7/8 taper threads.)
- Finish or coating • Black Dipped in rust resistant • Galvanized, Zinc Plated (Inside and Out)

### 300LB MALLEABLE FITTINGS



- MAX. PRESSURE: 300 PSI WOG @ 72°F; 150 PSI WOG SATURATED STEAM
- MEET ANSI/ ASME B1.20.1 STANDARDS
  - BLACK MEET ASTM 197 STANDARDS

### BULL PLUGS AND SWAGES



### FLANGES




**WARNING:** This product can expose you to chemicals, including Nickel, which are known to the State of California to cause cancer. For more information, visit [www.P65Warnings.ca.gov](http://www.P65Warnings.ca.gov)

FITTINGS & NIPPLES

# BLACK AND GALVANIZED IRON #150


## FITTINGS AND NIPPLES

### ELBOWS 90°




PART # GALVANIZED	LIST PRICE	SIZE	A	BOX/ CASE	APPROX. WT. LBS.	PART # BLACK	LIST PRICE
64100	---	1/8"	0.69	50/600	0.07	65100	---
64101	---	1/4"	0.81	35/420	0.10	65101	---
64102	---	3/8"	0.95	90/360	0.16	65102	---
64103	---	1/2"	1.12	50/200	0.23	65103	---
64104	---	3/4"	1.31	35/105	0.35	65104	---
64105	---	1"	1.50	20/60	0.57	65105	---
64106	---	1-1/4"	1.75	20/40	0.86	65106	---
64107	---	1-1/2"	1.94	15/30	1.31	65107	---
64108	---	2"	2.25	8/16	1.79	65108	---
64109	---	2-1/2"	2.70	6/12	3.35	65109	---
64110	---	3"	3.08	4/8	5	65110	---
64112	---	4"	3.79	1/2	9.02	65112	---
64114	---	6"	5.13	1/1	23.68	65114	---

### REDUCING ELBOWS 90°



PART # GALVANIZED	LIST PRICE	SIZE	A	B	BOX/ CASE	AP-PROX. WT. LBS.	PART # BLACK	LIST PRICE
64123	---	3/8" x 1/4"	0.88	0.90	90/360	0.16	65122	---
64124	---	1/2" x 1/4"	0.97	0.98	60/240	0.21	65123	---
64126	---	1/2" x 3/8"	1.04	1.03	60/240	0.24	65124	---
64127	---	3/4" x 3/8"	1.12	1.13	40/160	0.31	65126	---
64127	---	3/4" x 1/2"	1.20	1.22	40/160	0.44	65127	---
64130	---	1" x 1/2"	1.26	1.40	25/100	0.52	65130	---
64131	---	1" x 3/4"	1.37	1.45	50/100	0.58	65131	---
64133	---	1-1/4" x 3/4"	1.45	1.62	15/120	0.79	65133	---
64134	---	1-1/4" x 1"	1.58	1.67	10/40	0.80	65134	---
64137	---	1-1/2" x 3/4"	1.52	1.75	10/40	0.88	65136	---
64137	---	1-1/2" x 1"	1.65	1.80	10/40	1.07	65137	---
64138	---	1-1/2" x 1-1/4"	1.82	1.88	15/30	1.12	65138	---
64140	---	2" x 3/4"					65139	---
64140	---	2" x 1"	1.73	2.02	14/28	1.41	65140	---
64141	---	2" x 1-1/4"	1.90	2.10	10/20	1.53	65141	---
64142	---	2" x 1-1/2"	2.02	2.16	10/20	1.65	65142	---
64145	---	2-1/2" x 1-1/2"	2.16	2.51	6/12	2.97	65145	---
64146	---	2-1/2" x 2"	2.39	2.60	6/12	3.18	65146	---
65150	---	3 x 2					65150	---
65151	---	3 x 2-1/2					65151	---

### 90° STREET ELBOWS




PART # GALVANIZED	LIST PRICE	SIZE	A	B	BOX/ CASE	APPROX. WT. LBS.	PART # BLACK	LIST PRICE
64160	---	1/8"	0.69	1.00	60/720	.06	65160	---
64161	---	1/4"	0.80	1.17	35/420	.10	65161	---
64162	---	3/8"	0.95	1.48	40/240	.15	65162	---
64163	---	1/2"	1.10	1.59	60/180	.22	65163	---
64164	---	3/4"	1.28	1.85	35/105	.39	65164	---
64165	---	1"	1.47	2.10	35/105	.60	65165	---
64166	---	1-1/4"	1.75	2.57	25/50	.95	65166	---
64167	---	1-1/2"	1.90	2.63	9/27	1.37	65167	---
64168	---	2"	2.21	3.19	8/16	2.25	65168	---
64169	---	2-1/2"	2.65	3.78	5/10	3.32	65169	---
64170	---	3"	3.02	4.42	4/8	5.27	65170	---
64171	---	4"	3.72	5.57	2/4	8.94	65171	---

**WARNING:** This product can expose you to chemicals, including Nickel, which are known to the State of California to cause cancer. For more information, visit [www.P65Warnings.ca.gov](http://www.P65Warnings.ca.gov)

# BLACK AND GALVANIZED IRON #150


## FITTINGS AND NIPPLES

### ELBOWS 45°




PART # GALVANIZED	LIST PRICE	SIZE	A	BOX/ CASE	APPROX. WT. LBS.	PART # BLACK	LIST PRICE
64180	---	1/8"	0.63	50/600	.07	65180	---
64181	---	1/4"	0.73	30/360	.10	65181	---
64182	---	3/8"	0.80	75/300	.14	65182	---
64183	---	1/2"	0.88	50/200	.21	65183	---
64184	---	3/4"	0.98	40/120	.33	65184	---
64185	---	1"	1.12	20/60	.50	65185	---
64186	---	1-1/4"	1.29	20/40	.74	65186	---
64187	---	1-1/2"	1.43	10/30	1.01	65187	---
64188	---	2"	1.68	12/24	1.53	65188	---
64189	---	2-1/2"	1.95	9/18	2.78	65189	---
64190	---	3"	2.17	1/10	4.49	65190	---
64191	---	4"	2.61	2/4	7.44	65191	---
64192	---	6"	3.46	1/1	18.63	65192	---

### 45° STREET ELBOWS



PART # GALVANIZED	LIST PRICE	SIZE	A	B	BOX/ CASE	APPROX. WT. LBS.	PART # BLACK	LIST PRICE
64200	---	1/8"	0.63	0.83	70/840	.05	65200	---
64201	---	1/4"	0.73	0.94	40/480	.09	65201	---
64202	---	3/8"	0.80	1.03	100/400	.14	65202	---
64203	---	1/2"	0.86	1.30	75/225	.19	65203	---
64204	---	3/4"	0.96	1.48	40/120	.28	65204	---
64205	---	1"	1.10	1.69	25/75	.48	65205	---
64206	---	1-1/4"	1.26	1.87	10/40	.71	65206	---
64207	---	1-1/2"	1.40	2.05	10/30	1.02	65207	---
64208	---	2"	1.65	2.38	12/24	1.68	65208	---
64209	---	2-1/2"	1.95	2.72	6/12	2.69	65209	---
64210	---	3"	2.17	3.16	3/6	4.61	65210	---
	---	4"	2.61	3.90	2/4	7.74	65211	---

### CROSSES



PART # GALVANIZED	LIST PRICE	SIZE	A	BOX/ CASE	APPROX. WT. LBS.	PART # BLACK	LIST PRICE
	---	1/8"	0.65	50/600	.14	65390	---
64391	---	1/4"	0.80	60/240	.17	65391	---
64392	---	3/8"	0.95	50/150	.26	65392	---
64393	---	1/2"	1.12	30/90	.42	65393	---
64394	---	3/4"	1.31	20/60	.64	65394	---
64395	---	1"	1.50	15/30	.98	65395	---
64396	---	1-1/4"	1.75	10/20	1.45	65396	---
64397	---	1-1/2"	1.94	8/16	1.90	65397	---
64398	---	2"	2.25	5/10	2.96	65398	---
	---	3"	3.06	2/4	7.71	65400	---
	---	4"		1/1	14.77	65401	---


WARNING: This product can expose you to chemicals, including Nickel, which are known to the State of California to cause cancer. For more information, visit [www.P65Warnings.ca.gov](http://www.P65Warnings.ca.gov)



# BLACK AND GALVANIZED IRON #150

## FITTINGS AND NIPPLES


### TEES



PART # GALVANIZED	LIST PRICE	SIZE	A	BOX/CASE	APPROX. WT. LBS.	PART # BLACK	LIST PRICE
64250	---	1/8"	0.69	120/480	.11	65250	---
64251	---	1/4"	0.81	75/300	.15	65251	---
64252	---	3/8"	0.95	45/180	.22	65252	---
64253	---	1/2"	1.12	40/120	.36	65253	---
64254	---	3/4"	1.31	35/70	.48	65254	---
64255	---	1"	1.50	20/40	.83	65255	---
64256	---	1-1/4"	1.75	14/28	1.29	65256	---
64257	---	1-1/2"	1.94	12/24	1.66	65257	---
64258	---	2"	2.26	8/16	2.50	65258	---
64259	---	2-1/2"	2.70	4/8	4.45	65259	---
64260	---	3"	3.08	1/6	6.72	65260	---
64261	---	4"	3.79	1/2	11.31	65261	---
64262	---	6"	5.13	1/1	30.75	65262	---


### REDUCING TEES

(Same Size On Run, Reducing On Branch)



PART # GALVANIZED	LIST PRICE	SIZE (1&2) X 3	A	B	BOX/CASE	APPROX. WT. LBS.	PART # BLACK	LIST PRICE
	---	3/8" x 1/4"	0.81	0.90	25/300	.18	65273	---
	---	1/2" x 1/4"	0.97	0.98	40/160	.24	65276	---
64279	---	1/2" x 3/8"	1.04	1.03	40/160	.35	65279	---
	---	3/4" x 1/4"	1.05	1.08	25/100	.43	65282	---
64286	---	3/4" x 1/2"	1.20	1.18	20/80	.49	65286	---
	---	1" x 1/4"	1.11	1.22	20/80	.51	65268	---
64269	---	1" x 3/8"	1.18	1.27	15/60	.55	65269	---
64291	---	1" x 1/2"	1.26	1.40	15/60	.63	65291	---
64298	---	1" x 3/4"	1.37	1.45	12/48	.71	65298	---
64301	---	1-1/4" x 1/2"	1.34	1.45	20/40	.91	65301	---
64303	---	1-1/4" x 3/4"	1.45	1.62	20/40	.99	65303	---
64306	---	1-1/4" x 1"	1.58	1.66	20/40	1.07	65306	---
64721	---	1-1/2" x 1/2"				1.12	65721	---
64316	---	1-1/2" x 3/4"	1.41	1.75	15/30	1.23	65316	---
64318	---	1-1/2" x 1"	1.65	1.88	10/30	1.33	65318	---
	---	1-1/2" x 1-1/4"	1.65	1.88	12/24	1.52	65322	---
64327	---	2" x 1/2"	1.49	1.88	10/20	1.64	65327	---
64328	---	2" x 3/4"	1.60	1.97	10/20	1.71	65328	---
64330	---	2" x 1"	1.73	2.02	10/20	1.88	65330	---
	---	2" x 1-1/4"	1.86	2.06	8/16	2.03	65334	---
64336	---	2" x 1-1/2"	1.98	2.12	8/16	2.22	65336	---
	---	2-1/2" x 1"				2.85	65342	---
	---	2-1/2" x 1-1/2"	2.16	2.51	5/10	2.97	65343	---
	---	3" x 1-1/2"				5.19	65359	---
64351	---	3" x 2"	2.52	2.89	3/6	5.35	65351	---

### BULLHEAD TEES



PART # GALVANIZED	LIST PRICE	SIZE (1&2) X 3	A	B	BOX/CASE	APPROX. WT. LBS.	PART # BLACK	LIST PRICE
64280	---	1/2" x 3/4"	1.22	1.20	30/120	.4	65280	---
64289	---	3/4" x 1"	1.45	1.37	20/120	.60	65289	---
64299	---	1" x 1-1/4"	1.67	1.58	15/30	.96	65299	---
64300	---	1" x 1-1/2"	1.80	1.65	9/36	1.11	65300	---
64317	---	1-1/4" x 1-1/2"	1.88	1.82	12/24	1.07	65317	---
64319	---	1-1/2" x 2"	2.12	1.98	8/32	2.10	65319	---
		2" x 1 1/4" x 2"					65335	

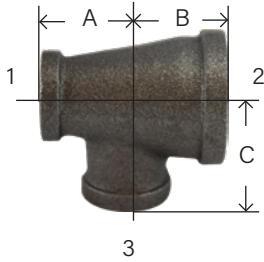
WARNING: This product can expose you to chemicals, including Nickel, which are known to the State of California to cause cancer. For more information, visit [www.P65Warnings.ca.gov](http://www.P65Warnings.ca.gov)

# BLACK AND GALVANIZED IRON #150

## FITTINGS AND NIPPLES

### REDUCING TEES


REDUCING ON RUN



PART #	SIZE 1 X 2 X 3	A	B	C	BOX/CASE	APPROX. WT. LBS.	LIST PRICE	PART # BLACK
64287	3/4" x 1/2" x 1/2"	1.18	1.18	1.20	25/100	0.39	---	65287
	3/4" x 1/2" x 3/4"	1.28	1.20	1.28	20/80	0.49	---	65288
	1" x 1/2" x 1/2"	1.31	1.22	1.31	20/80	0.51	---	65292
	1" x 1/2" x 3/4"	1.22	1.37	1.45	20/80	0.53	---	65293
	1" x 1/2" x 1"	1.40	1.50	1.50	15/60	0.54	---	65294
	1" x 3/4" x 1/2"	1.20	1.26	1.40	20/80	0.58	---	65295
64296	1" x 3/4" x 3/4"	1.34	1.28	1.42	15/60	0.63	---	65296
64297	1" x 3/4" x 1"	1.45	1.50	1.50	15/60	0.62	---	65297
	1-1/4" x 1/2" x 1"							65311
	1-1/4" x 1/2" x 1 1/4"							65314
	1-1/4" x 3/4" x 3/4"	1.31	1.45	1.64	10/40	0.66	---	65347
	1-1/4" x 3/4" x 1"							65348
	1-1/4" x 3/4" x 1-1/4"	1.62	1.75	1.75	10/40	1.14	---	65305
64309	1-1/4" x 1" x 1"	1.55	1.47	1.63	20/40	1.00	---	65309
	1-1/4" x 1" x 1/2"	1.26	1.34	1.53	20/40	1.10	---	65349
	1-1/4" x 1" x 3/4"							65350
	1-1/4" x 1" x 1-1/4"	1.30	1.36	1.44	15/30	1.21	---	65310
	1-1/2" x 3/4" x 1-1/2"							65281
64372	1-1/2" x 1" x 1"	1.50	1.65	1.78	15/30	1.28	---	65372
	1-1/2" x 1" x 1-1/2"							65323
	1-1/2" x 1-1/4" x 3/4"	1.43	1.52	1.25	15/30	1.30	---	65375
	1-1/2" x 1 1/4" x 1"							65325
	1-1/2" x 1-1/4" x 1-1/4"	1.75	1.82	1.88	15/30	1.35	---	65377
	2" x 3/4" x 2"							65267
	2" x 1" x 2"							65332
	2" x 1-1/4" x 1 1/4"							65302
	2" x 1-1/4" x 2"							65335
	2" x 1-1/2" x 1-1/4"	1.82	1.90	2.10	10/30	1.21	---	65312
	2" x 1-1/2" x 1-1/2"	1.94	2.02	2.16	10/30	1.79	---	65313
	2 x 1-1/2 x 2							65339

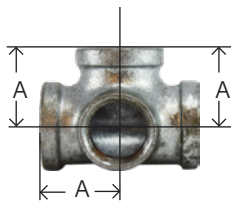
### MALLEABLE SERVICE TEE

(STREET TEE)



PART # GALVANIZED	LIST PRICE	SIZE	A	B	BOX/ CASE	APPROX. WT. LBS.	PART # BLACK	LIST PRICE
64364	---	3/4"	1.31	1.89	25/75	0.49	65364	---

### SIDE OUTLET TEES



PART # GALVANIZED	LIST PRICE	SIZE	A	BOX/ CASE	APPROX. WT. LBS.	PART # BLACK	LIST PRICE
64383	---	1/2"	1.12	25/100	.39	65383	---
64385	---	1"	1.50	20/40	.88	65385	---
		1-1/2"	1.97	1/1	1.56	65387	---
		2"	2.29	1/1	1.81	65388	---


**WARNING:** This product can expose you to chemicals, including Nickel, which are known to the State of California to cause cancer. For more information, visit [www.P65Warnings.ca.gov](http://www.P65Warnings.ca.gov)

**FITTINGS & NIPPLES**

# BLACK AND GALVANIZED IRON #150

FITTINGS AND NIPPLES

## COUPLINGS



PART # GALVANIZED	LIST PRICE	SIZE	A	BOX/ CASE	APPROX. WT. LBS.	PART # BLACK	LIST PRICE
64410	---	1/8"	0.96	70/840	.07	65410	---
64411	---	1/4"	1.06	40/480	.09	65411	---
64412	---	3/8"	1.16	40/480	.13	65412	---
64413	---	1/2"	1.34	60/240	.19	65413	---
64414	---	3/4"	1.52	50/150	.28	65414	---
64415	---	1"	1.67	25/100	.45	65415	---
64416	---	1-1/4"	1.93	16/64	.66	65416	---
64417	---	1-1/2"	2.15	18/36	.84	65417	---
64418	---	2"	2.54	12/24	1.39	65418	---
64419	---	2-1/2"	2.88	8/16	2.42	65419	---
64420	---	3"	3.18	1/12	3.49	65420	---
64421	---	4"	3.69	3/6	5.81	65421	---
64422	---	6"	4.23	1/2	28.62	65422	---

## REDUCING COUPLINGS



PART # GALVANIZED	LIST PRICE	SIZE	A	BOX/ CASE	APPROX. WT. LBS.	PART # BLACK	LIST PRICE
64430	---	1/4" x 1/8"	1.00	50/600	.07	65430	---
64431	---	3/8" x 1/8"	1.13	35/420	.09	65431	---
64432	---	3/8" x 1/4"	1.13	30/360	.11	65432	---
64433	---	1/2" x 1/8"	1.25	75/300	.13	65433	---
64434	---	1/2" x 1/4"	1.25	75/300	.11	65434	---
64435	---	1/2" x 3/8"	1.25	60/240	.15	65435	---
	---	3/4" x 1/8"	1.44	60/240	.18	65439	---
64436	---	3/4" x 1/4"	1.44	45/18	.19	65436	---
64437	---	3/4" x 3/8"	1.44	45/18	.21	65437	---
64438	---	3/4" x 1/2"	1.44	60/180	.25	65438	---
64459	---	1" x 1/4"	1.69	45/135	.34	65459	---
64440	---	1" x 3/8"	1.69	30/120	.35	65440	---
64441	---	1" x 1/2"	1.69	30/120	.36	65441	---
64442	---	1" x 3/4"	1.69	25/100	.39	65442	---
	---	1-1/4" x 3/8"	2.06	25/75	.55	65460	---
	---	1-1/4" x 1/2"	2.06	25/75	.53	65444	---
64445	---	1-1/4" x 3/4"	2.06	25/75	.57	65445	---
64446	---	1-1/4" x 1"	2.06	15/60	.61	65446	---
	---	1-1/2" x 3/8"	2.31	20/60	.71	65443	---
64447	---	1-1/2" x 1/2"	2.31	20/60	.69	65447	---
64448	---	1-1/2" x 3/4"	2.31	15/60	.71	65448	---
64449	---	1-1/2" x 1"	2.31	25/50	.78	65449	---
64450	---	1-1/2" x 1-1/4"	2.31	12/48	.87	65450	---
64458	---	2" x 1/2"	2.81	12/36	1.14	65458	---
64451	---	2" x 3/4"	2.81	12/36	1.14	65451	---
64452	---	2" x 1"	2.81	12/36	1.21	65452	---
64453	---	2" x 1-1/4"	2.81	9/27	1.19	65453	---
64454	---	2" x 1-1/2"	2.81	9/27	1.38	65454	---
		2 1/2" x 1"				65455	
		2 1/2" x 1 1/4"				65429	
64461	---	2-1/2" x 1-1/2"	3.25	20/40	2.07	65461	---
64462	---	2-1/2" x 2"	3.25	7/14	2.23	65462	---
64466	---	3" x 1"				65466	
64486	---	3" x 1-1/2"	3.69	6/12	3.23	65486	---
64456	---	3" x 2"	3.69	6/12	3.30	65456	---
64463	---	3" x 2-1/2"	3.69	5/10	3.55	65463	---
		4" x 1 1/2"				65468	
64464	---	4" x 2"	4.38	3/6	5.55	65464	---
64465	---	4" x 2-1/2"	4.38	3/6	5.90	65465	---
64457	---	4" x 3"	4.38	3/6	6.05	65457	---
		6" x 4"	4.24	1/2	10.86	65491	----

WARNING: This product can expose you to chemicals, including Nickel, which are known to the State of California to cause cancer. For more information, visit [www.P65Warnings.ca.gov](http://www.P65Warnings.ca.gov)

# BLACK AND GALVANIZED IRON #150

## FITTINGS AND NIPPLES

### HEX BUSHING



Hex



\* INSIDE HEX

PART # GALVANIZED	LIST PRICE	SIZE M X F	A	HEX	BOX/ CASE	APPROX. WT. LBS.	PART # BLACK	LIST PRICE
64500	---	*1/4" x 1/8"	0.79	0.67	1/25	.03	65500	---
	---	*3/8" x 1/8"	0.79	0.75	1/25	.06	65501	---
64502	---	*3/8" x 1/4"	0.79	0.75	1/25	.05	65502	---
	---	1/2" x 1/8"	0.84	1.03	150/600	.09	65503	---
64504	---	1/2" x 1/4"				.08	65504	---
64505	---	1/2" x 3/8"	0.75	1.03	150/600	.07	65505	---
64506	---	3/4" x 1/8"	0.85	1.15	75/300	.14	65506	---
64507	---	3/4" x 1/4"	0.85	1.15	75/300	.13	65507	---
64508	---	3/4" x 3/8"	0.85	1.15	75/300	.12	65508	---
64509	---	3/4" x 1/2"	0.93	1.15	75/300	.10	65509	---
		1" x 1/8"					65557	
64510*	---	1" x 1/4"	1.13	1.12	50/200	.20	65510*	---
64511*	---	1" x 3/8"	1.13	1.12	50/200	.18	65511*	---
64512	---	1" x 1/2"	1.10	1.42	50/200	.21	65512	---
64513	---	1" x 3/4"	1.10	1.42	50/200	.17	65513	---
	---	1-1/4" x 1/4"	1.24	1.12	30/120	.29	65514*	---
	---	1-1/4" x 3/8"	1.24	1.12	30/120	.29	65515*	---
64516*	---	1-1/4" x 1/2"	1.24	1.24	30/120	.31	65516*	---
64517	---	1-1/4" x 3/4"	1.08	1.76	30/120	.35	65517	---
64518	---	1-1/4" x 1"	1.08	1.76	30/120	.29	65518	---
64519*	---	1-1/2" x 1/4"	1.30	1.12	25/75	.40	65519*	---
64520*	---	1-1/2" x 3/8"	1.30	1.12	25/75	.38	65520*	---
64521*	---	1-1/2" x 1/2"	1.30	1.34	25/75	.38	65521*	---
64522*	---	1-1/2" x 3/4"	1.30	1.44	25/75	.40	65522*	---
64523	---	1-1/2" x 1"	1.23	2.00	25/75	.45	65523	---
64524	---	1-1/2" x 1-1/4"	1.23	2.00	25/75	.34	65524	---
64526	---	2" x 1/4"	1.29	1.12	20/60	.57	65526	---
64525*	---	2" x 3/8"	1.28	1.12	20/60	.57	65525*	---
64527*	---	2" x 1/2"	1.39	1.34	20/60	.57	65527*	---
64528*	---	2" x 3/4"	1.39	1.63	20/60	.63	65528*	---
64529*	---	2" x 1"	1.39	1.77	20/60	.66	65529*	---
64530	---	2" x 1-1/4"	1.50	2.48	20/60	.74	65530	---
64531	---	2" x 1-1/2"	1.50	2.48	20/60	.61	65531	---
64546*	---	2-1/2" x 1/2"	1.51	1.34	15/30	.97	65546*	---
64547*	---	2-1/2" x 3/4"	1.51	1.63	15/30	.91	65547*	---
64532*	---	2-1/2" x 1"	1.51	1.95	15/30	.97	65532*	---
64533*	---	2-1/2" x 1-1/4"	1.51	2.39	15/30	1.03	65533*	---
64534	---	2-1/2" x 1-1/2"	1.51	2.98	15/30	1.16	65534	---
64535	---	2-1/2" x 2"	1.54	2.98	15/30	1.01	65535	---
64550	---	3" x 1"	1.61	1.95	12/24	1.41	65550	---
64549*	---	3" x 1-1/4"	1.61	2.39	12/24	1.42	65549*	---
64537*	---	3" x 1-1/2"	1.61	2.68	12/24	1.51	65537*	---
64538	---	3" x 2"	1.61	3.86	12/24	1.71	65538	---
64539	---	3" x 2-1/2"	1.61	3.86	12/24	1.68	65539	---
		3-1/2" x 3"	1.86	4.20	5/10	2.17	65555	---
64553*	---	4" x 1"	2.00	4.75	5/10	3.79	65553*	---
	---	4" x 1-1/4"	1.82	2.39	5/10	2.39	65552	---
64540	---	4" x 1-1/2"	1.82	2.68	5/10	2.39	65540	---
64541*	---	4" x 2"	1.82	3.31	5/10	2.52	65541*	---
64542*	---	4" x 2-1/2"	2.06	3.87	5/10	2.87	65542*	---
64543	---	4" x 3"	2.17	4.96	5/10	2.95	65543	---
		5" x 4"	2.16	5.34	2/4	6.80	65544	---
		6" x 2"					65558	
64549		6" x 3"					65559	
64545*	---	6" x 4"	2.33	5.79	2/4	7.11	65545*	---

Note: Add Dt To The Part# For A Double-Tapped Bushing

WARNING: This product can expose you to chemicals, including Nickel, which are known to the State of California to cause cancer. For more information, visit www.P65Warnings.ca.gov

# BLACK AND GALVANIZED IRON #150

## FITTINGS AND NIPPLES

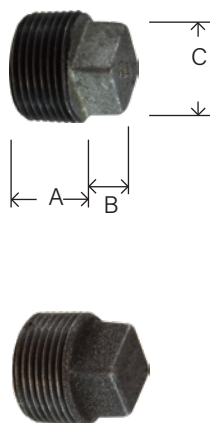
### UNIONS

• Brass Seat



PART # GALVANIZED	LIST PRICE	SIZE	A	BOX/ CASE	APPROX. WT. LBS.	PART # BLACK	LIST PRICE
64600	---	1/8"	1.26	60/240	.17	65600	---
64601	---	1/4"	1.44	20/240	.25	65601	---
64602	---	3/8"	1.61	40/160	.37	65602	---
64603	---	1/2"	1.72	50/100	.52	65603	---
64604	---	3/4"	1.94	35/70	.78	65604	---
64605	---	1"	2.06	20/40	1.18	65605	---
64606	---	1-1/4"	2.26	15/30	1.64	65606	---
64607	---	1-1/2"	2.41	10/20	2.08	65607	---
64608	---	2"	2.75	6/12	3.24	65608	---
64609	---	2-1/2"	3.22	4/8	5.31	65609	---
64610	---	3"	3.50	4/8	6.94	65610	---
64611	---	4"	3.85	2/4	12.02	65611	---

### SQUARE HEAD PLUGS



PART # GALVANIZED	LIST PRICE	SIZE	A	B	C	BOX/ CASE	APPROX. WT. LBS.	PART # BLACK	LIST PRICE
		*1/8"	0.41	0.23	0.30	1/25	.02	65650	---
64651	---	*1/4"	0.48	0.28	0.38	1/25	.03	65651	---
64652	---	*3/8"	0.53	0.31	0.43	1/25	.04	65652	---
64653	---	1/2"	0.58	0.38	0.56	50/600	.08	65653	---
64654	---	3/4"	0.65	0.44	0.63	30/360	.13	65654	---
64655	---	1"	0.75	0.50	0.82	20/240	.22	65655	---
64656	---	1-1/4"	0.82	0.56	0.94	40/120	.33	65656	---
64657	---	1-1/2"	0.85	0.62	1.13	30/90	.41	65657	---
64658	---	2"	0.91	0.68	1.31	20/60	.68	65658	---
64659	---	2-1/2"	1.26	0.74	1.50	16/64	.89	65659	---
64660	---	3"	1.16	0.80	1.69	16/32	1.68	65660	---
64661	---	4"	1.22	1.00	2.28	6/12	3.02	65661	---
64662	---	6"	1.85	1.13	5.97	5/10	11.41	65662	---
		8"				1/1		65664	---

### CAPS



PART # GALVANIZED	LIST PRICE	SIZE	A	BOX/ CASE	APPROX. WT. LBS.	PART # BLACK	LIST PRICE
64470	---	1/8"	0.55	1/25	.03	65470	---
64471	---	1/4"	0.62	80/960	.07	65471	---
64472	---	3/8"	0.74	60/720	.08	65472	---
64473	---	1/2"	0.87	75/300	.13	65473	---
64474	---	3/4"	0.97	40/160	.18	65474	---
64475	---	1"	1.16	25/100	.30	65475	---
64476	---	1-1/4"	1.28	20/80	.47	65476	---
64477	---	1-1/2"	1.33	18/54	.66	65477	---
64478	---	2"	1.45	12/36	.99	65478	---
64479	---	2-1/2"	1.70	20/40	1.58	65479	---
64480	---	3"	1.80	12/24	2.51	65480	---
64481	---	4"	2.08	6/12	4.09	65481	---
64482	---	6"	2.55	2/4	5.18	65482	---

\* Use steel fittings for smaller sizes. See Steel Fittings for Galvanized and Black Steel Fittings.

**WARNING:** This product can expose you to chemicals, including Nickel, which are known to the State of California to cause cancer. For more information, visit [www.P65Warnings.ca.gov](http://www.P65Warnings.ca.gov)






# BLACK AND GALVANIZED IRON #150


FITTINGS AND NIPPLES

## LATERAL YS




PART #	SIZE	A	B	CASE	WEIGHT	LIST PRICE	PART #
64963	1/2	2.32	1.71	120	.35	---	65963
64964	3/4	2.77	2.05	60	.58	---	65964
	1	3.28	2.42	40	.97	---	65965
	1-1/4	3.94	2.92	24	1.44	---	65966
	1-1/2	4.38	3.28	16	1.93	---	65967
64968	2	5.41	3.98	8	3.12	---	65968
	3	7.26	5.55	2	8.36	---	65970
	4	8.98	6.97	2	14.88	---	65971

## LOCKNUTS \*STRAIGHT THREAD




PART # GALV	LIST PRICE	SIZE	A HEX	THICKNESS	BOX/ CASE	WEIGHT	PART # BLACK	LIST PRICE
64703	---	1/2		0.31	150/600	0.08		---
64704	---	3/4		0.34	90/360	0.13	65704	---
64705	---	1		0.38	60/240	0.19		---
64706	---	1-1/4		0.42	45/180	0.27	65706	---
64707	---	1-1/2		0.47	45/135	0.47		---
64708	---	2		0.53	25/75	0.56		---

## RIGHT & LEFT COUPLINGS



PART # GALV	LIST PRICE	SIZE	A	CASE	WEIGHT	PART # BLACK	LIST PRICE
		3/4	1.52	150	0.28	65574	---
		1	1.67	100	0.45	65575	---
		1-1/4	1.93	64	0.66	65576	---

## SIDE OUTLET ELBOW



PART # GALV	LIST PRICE	SIZE	A	B	CASE	PART # BLACK	LIST PRICE
64583	---	1/2	1.10		135	65583	---
64584	---	3/4	1.30		80	65584	---
64585	---	1	1.50		40		


**WARNING:** This product can expose you to chemicals, including Nickel, which are known to the State of California to cause cancer. For more information, visit [www.P65Warnings.ca.gov](http://www.P65Warnings.ca.gov)

**FITTINGS & NIPPLES**

# BLACK AND GALVANIZED IRON #150

## FITTINGS AND NIPPLES

### FLOOR FLANGES



PART # GALVANIZED	LIST PRICE	SIZE	A	THICKNESS	HOLE SIZE	BOX/ CASE	APPROX. WT. LBS.	PART # BLACK	LIST PRICE
		3/8"						65690	
64692	---	1/2"	3.50	0.50	0.25	25/100	.63	65692	---
64693	---	3/4"	3.50	0.63	0.25	15/45	.73	65693	---
64694	---	1"	4.00	0.69	0.25	15/45	1.02	65694	---
64695	---	1-1/4"	4.00	0.75	0.25	15/30	1.00	65695	---
64696	---	1-1/2"	4.50	0.87	0.31	8/24	1.37	65696	---
64697		2"						65697	

### MUSHROOM VENT CAP



PART #	SIZE	LIST PRICE
21174	3/4"	---
21175	1"	---
21176	1-1/2"	---
21177	1-1/2"	---
21178	2"	---
21179	3"	---
21180	4"	---

Cast Iron Galvanized Threaded Cap. 30 Mesh screen. Protects against driving rain, snow, sleet and insects.

### DOUBLE TAPPED BUSHINGS



PART #	SIZE	
65518DT	1-1/4" x 1"	
65522DT	1-1/2" x 3/4"	
65523DT	1-1/2" x 1"	
65527DT	2" x 1/2"	
65528DT	2" x 3/4"	
65529DT	2" x 1"	
65530DT	2" x 1 1/4"	
65531DT	2" x 1-1/2"	
65541DT	4" x 2"	
65543DT	4" x 3"	


**WARNING:** This product can expose you to chemicals, including Nickel, which are known to the State of California to cause cancer. For more information, visit [www.P65Warnings.ca.gov](http://www.P65Warnings.ca.gov)

# STEEL FITTINGS

FITTINGS AND NIPPLES

## STEEL FITTINGS

This will certify that the material was manufactured in accordance with ASME B16.14 - 1991 Standards. All Threads are Dryseal (NPTF) - 3/4 inch taper per foot and are made of Carbon Steel 12L14. Pressure rating: 150/300 PSI


- Clear Zinc plating specifications ASTM B633-07
- Federal Specification QQ-Z-325 (Zinc Plate)
- Type III with supplemental clear Trivalent chromate
- .00015" Zinc (Minimum)
- ROHS Compliant
- Lead Free

### HEX BUSHINGS




PART # ZINC	LIST PRICE	SIZE M X F	A	HEX	APPROX. WT. LBS.	PART # BLACK	LIST PRICE
66500	---	1/4" x 1/8"	0.63	0.62	0.02	67500	---
66501	---	3/8" x 1/8"	0.66	0.68	0.04	67501	---
66502	---	3/8" x 1/4"	0.66	0.68	0.02	67502	---
66503	---	1/2" x 1/8"	0.80	0.87	0.10	67503	---
66504	---	1/2" x 1/4"	0.80	0.87	0.08	67504	---
66505	---	1/2" x 3/8"	0.80	0.87	0.06	67505	---
66506	---	3/4" x 1/8"	0.94	1.06	0.18	67506	---
66507	---	3/4" x 1/4"	0.94	1.06	0.14	67507	---
66508	---	3/4" x 3/8"	0.94	1.06	0.14	67508	---
66509	---	3/4" x 1/2"	0.94	1.06	0.10	67509	---
66510	---	1" x 1/4"	1.00	1.31	0.16	67510	---
66511	---	1" x 3/8"	1.00	1.31	0.26	67511	---
66512	---	1" x 1/2"	1.00	1.31	0.22	67512	---
66513	---	1" x 3/4"	1.00	1.31	0.14	67513	---

### FACE BUSHING



PART # ZINC	LIST PRICE	SIZE M X F	A	APPROX. WT. LBS.	PART # BLACK	LIST PRICE
	---	1/4" x 1/8"	0.44	0.01	67700	---
	---	1/2" x 1/4"	0.56	0.04	67704	---
	---	1/2" x 3/8"	0.56	0.04	67705	---
	---	3/4" x 1/2"	0.62	0.10	67709	---
66713	---	1" x 3/4"	0.75	0.16	67713	---

### CAPS



PART # ZINC	LIST PRICE	SIZE NPTF	A	HEX	APPROX. WT. LBS.	PART # BLACK	LIST PRICE
66470	---	1/8"	0.53	0.56	0.02	67470	---
66471	---	1/4"	0.63	0.62	0.04	67471	---
66472	---	3/8"	0.69	0.81	0.06	67472	---
66473	---	1/2"	0.87	1.00	0.12	67473	---
66474	---	3/4"	0.97	1.18	0.16	67474	---
	---	1"	1.16	1.50	0.30	67475	---
	---	1-1/4"	1.28	2.00	0.68	67476	---
	---	1-1/2"	1.35	2.25	0.83	67477	---

WARNING: This product can expose you to chemicals, including Nickel, which are known to the State of California to cause cancer. For more information, visit [www.P65Warnings.ca.gov](http://www.P65Warnings.ca.gov)

FITTINGS & NIPPLES


# STEEL FITTINGS

## FITTINGS AND NIPPLES

This will certify that the plugs are dimensional per SAE J531 MAY 95 Standards. All threads are Dryseal (NPTF) - 3/4" Taper per foot and are made of SAE J403 Low Carbon Steel 1010 Cold headed.

### SQUARE HEAD PLUGS

• SOLID



PART # ZINC	LIST PRICE	SIZE NPTF	A	B	C	APPROX. WT. LBS.	PART # BLACK	LIST PRICE
66670	---	1/8"	0.33	0.24	0.28	0.01	67670	---
66671	---	1/4"	0.45	0.28	0.37	0.02	67671	---
66672	---	3/8"	0.50	0.31	0.43	0.04	67672	---
66653	---	1/2"	0.59	0.38	0.55	0.12	67653	---
66654	---	3/4"	0.63	0.44	0.62	0.18	67654	---
66655	---	1"	0.75	0.5	0.81	0.34	67655	---
66656	---	1-1/4"	0.80	0.56	0.93	0.62	67656	---
66657	---	1-1/2"	0.83	0.62	1.12	0.82	67657	---
66658	---	2"	0.88	0.68	1.31	1.36	67658	---

### HEX HEAD PLUGS

• SOLID



PART # ZINC	LIST PRICE	SIZE NPTF	A	HEX	APPROX. WT. LBS.	PART # BLACK	LIST PRICE
66770	---	1/8"	0.55	0.43	0.01	67770	---
66771	---	1/4"	0.74	0.56	0.04	67771	---
66772	---	3/8"	0.67	0.68	0.06	67772	---
66773	---	1/2"	0.80	0.70	0.12	67773	---
66774	---	3/4"	0.94	1.06	0.18	67774	---
66775	---	1"	1.00	1.31	0.22	67775	---
66776	---	1-1/4"	1.17	1.75	0.7	67776	---
	---	1-1/2"	1.51	2.00	1.2	67777	---
66778	---	2"	1.65	2.50	2.06	67778	---

### COUNTERSUNK PLUG - SQUARE SOCKET



PART # ZINC	LIST PRICE	SIZE NPTF	A	SOCKET SIZE	APPROX. WT. LBS.	PART # BLACK	LIST PRICE
66630	---	1/8"	0.29	0.19	0.01	67630	---
66631	---	1/4"	0.45	0.25	0.02	67631	---
	---	3/8"	0.45	0.31	0.04	67632	---
66633	---	1/2"	0.59	0.38	0.08	67633	---
66634	---	3/4"	0.60	0.50	0.12	67634	---
66635	---	1"	0.75	0.50	0.16	67635	---
66636	---	1-1/4"	0.80	0.75	0.32	67636	---
66637	---	1-1/2"	0.83	0.75	0.45	67637	---
	---	2"	0.88	0.875	2.06	67638	---

### COUNTERSUNK PLUG - HEX SOCKET



PART # ZINC	LIST PRICE	SIZE NPTF	A	SOCKET SIZE	APPROX. WT. LBS.	PART # BLACK	LIST PRICE
66760	---	1/16"	0.29	0.15	0.01	67760	---
66761	---	1/8"	0.29	0.18	0.01	67761	---
66762	---	1/4"	0.44	0.25	0.02	67762	---
66763	---	3/8"	0.44	0.31	0.04	67763	---
66764	---	1/2"	0.59	0.37	0.08	67764	---
66765	---	3/4"	0.60	0.56	0.14	67765	---
66766	---	1"	0.75	0.625	0.22	67766	---
66767	---	1-1/4"	0.80	0.75	0.37	67767	---
66768	---	1-1/2"	0.83	1.0	0.45	67768	---
	---	2"	0.88	1.0	0.86	67769	---

• SLOTTED AND FLUSH PLUGS AVAILABLE UPON REQUEST

WARNING: This product can expose you to chemicals, including Nickel, which are known to the State of California to cause cancer. For more information, visit [www.P65Warnings.ca.gov](http://www.P65Warnings.ca.gov)



# BLACK EXTRA HEAVY 300# IRON

FITTINGS AND NIPPLES

## 300# MALLEABLE

### 90° ELBOW



PART #	SIZE	LIST PRICE
69101	1/4"	---
69102	3/8"	---
69103	1/2"	---
69104	3/4"	---
69105	1"	---
69106	1-1/4"	---
69107	1-1/2"	---
69108	2"	---

### 45° ELBOW



PART #	SIZE	LIST PRICE
69181	1/4"	---
69182	3/8"	---
69183	1/2"	---
69184	3/4"	---
69185	1"	---
69186	1-1/4"	---
69187	1-1/2"	---
69188	2"	---

### 90° STREET ELBOW



PART #	SIZE	LIST PRICE
69161	1/4"	---
69162	3/8"	---
69163	1/2"	---
69164	3/4"	---
69165	1"	---
69166	1-1/4"	---
69167	1-1/2"	---
69168	2"	---

### TEE



PART #	SIZE	LIST PRICE
69252	3/8"	---
69253	1/2"	---
69254	3/4"	---
69255	1"	---
69256	1-1/4"	---
69257	1-1/2"	---
69258	2"	---

### COUPLING



PART #	SIZE	LIST PRICE
69411	1/4"	---
69412	3/8"	---
69413	1/2"	---
69414	3/4"	---
69415	1"	---
69416	1-1/4"	---
69417	1-1/2"	---
69418	2"	---

**WARNING:** This product can expose you to chemicals, including Nickel, which are known to the State of California to cause cancer. For more information, visit [www.P65Warnings.ca.gov](http://www.P65Warnings.ca.gov)

FITTINGS & NIPPLES

# BLACK EXTRA 300# IRON

## FITTINGS AND NIPPLES

### REDUCING COUPLING



PART #	SIZE	LIST PRICE
69432	3/8 x 1/4"	---
69434	1/2 x 1/4"	---
69435	1/2 x 3/8"	---
69438	3/4 x 1/2"	---
69441	1 x 1/2"	---
69442	1 x 3/4"	---

### CAP



PART #	SIZE	LIST PRICE
69471	1/4"	---
69472	3/8"	---
69473	1/2"	---
69474	3/4"	---
69475	1"	---
69476	1-1/4"	---
69477	1-1/2"	---
69478	2"	---

### UNION

• BRASS SEAT



PART #	SIZE	LIST PRICE
69600	1/8"	---
69601	1/4"	---
69602	3/8"	---
69603	1/2"	---
69604	3/4"	---
69605	1"	---
69606	1-1/4"	---
69607	1-1/2"	---
69608	2"	---

## STEEL MAGNETIC PLUGS

### STEEL MAGNETIC DRAIN PLUGS - NPT THREADED

**Magnetic Drain Plugs** are similar to standard pipe or straight thread drain plugs with one important difference - a permanent magnet is fastened to the plug body. This magnet attracts and holds abrasive, ferrous metal particles preventing their circulation through the lubrication or hydraulic system.

These abrasive, ferrous metal particles appear in lubricating or hydraulic systems as a result of the following conditions:

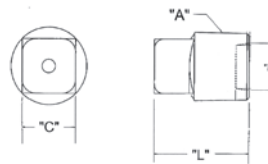
- The constant flaking effect of normal wear of moving parts.
- Particles not removed by flushing operations after boring or machining.
- Chipping due to sub-surface casting flaws.
- Minute component breakdown caused by stress usage.

**Magnetic Drain Plugs** prevent excessive wear to the system's components.

**Magnetic Plugs** are used by numerous manufacturers of gear boxes, transmissions, engines, and hydraulic systems for the automotive, aircraft, agricultural and machinery industries.

Typical applications include:

- Outboard Engines
- Earthmoving Equipment
- Combines
- Balers
- Crawler Tractors
- Lift Trucks
- Mining Equipment
- Military Vehicles
- Turbine Engines
- Truck Axles
- Heavy-Duty Transmissions



PART	SIZE "A"	HEAD WIDTH "C"	RECESS DIA. "H"	O/L LENGTH "L"	LIST PRICE
28996	3/8 - 18	.428 - .440	.435 - .445	.805 - .860	---
28997	1/2 - 14	.553 - .565	.560 - .570	.970 - 1.04	---
28998	3/4 - 14	.615 - .627	.725 - .735	1.120 - 1.170	---
28999	1-11/2	.803 - .815	.895 - .905	1.25 - 1.33	---

**WARNING:** This product can expose you to chemicals, including Nickel, which are known to the State of California to cause cancer. For more information, visit [www.P65Warnings.ca.gov](http://www.P65Warnings.ca.gov)

# BULL PLUGS AND SWAGS

FITTINGS AND NIPPLES

## BULL PLUGS AND SWAGES

### STANDARD BULL PLUG

- SCH 40 150#
- ZINC PLATED



PART #	DESCRIPTION	LIST PRICE
91008	2"	---
	2" w/ 1/2" TAP	---
	2-1/2"	---
	3"	---
91011	4"	---

### XH BULL PLUG

- MADE FROM SCH. 80 PIPE.
- ZINC PLATED
- HOLLOW



PART #	DESCRIPTION	LIST PRICE
	1/4"	---
90005	1"	---
	1-1/4"	---
	1-1/2"	---
90008	2"	---
90212	2" w/ 1/2" TAP	---
93212*	2"XXH w/1/2" TAP	---
	2-1/2"	---
90010	3"	---
90215	3" w/ 1/2" TAP	---
90011	4"	---

\* XXH

### STANDARD SCH. 40 SWAGE MIP X MIP

- ZINC PLATED



PART #	DESCRIPTION	LIST PRICE
93113	1-1/4" x 1"	---
93121	2" x 1"	---
93123	2" x 1-1/2"	---
	2-1/2" x 2"	---
93124	3" x 1"	---
93127	3" x 1-1/2"	---
93128	3" x 2"	---
	3" x 2-1/2"	---
93130	4" x 2"	---
93131	4" x 3"	---
93139	6" x 3"	---

**WARNING:** This product can expose you to chemicals, including Nickel, which are known to the State of California to cause cancer. For more information, visit [www.P65Warnings.ca.gov](http://www.P65Warnings.ca.gov)

FITTINGS & NIPPLES

# SWAGES

## FITTINGS AND NIPPLES

### SCH 80 XH SWAGES MIP X MIP



\* HEX STYLE



### XXH SWAGE



PART #	DESCRIPTION	LIST PRICE
	1/4" x 1/8"	---
90102	1/2" x 1/4"	---
90103*	1/2" x 3/8"	---
90104*	3/8" x 1/4"	---
90105*	3/4" x 1/4"	---
90106*	3/4" x 3/8"	---
90107*	3/4" x 1/2"	---
	1" x 1/4"	---
	1" x 3/8"	---
90110*	1" x 1/2"	---
90111*	1" x 3/4"	---
90140	1-1/4" x 3/4"	---
90141	1-1/4" x 1"	---
90114	1-1/2" x 1/2"	---
90115	1-1/2" x 3/4"	---
90116	1-1/2" x 1"	---
90117	1-1/2" x 1-1/4"	---
	2" x 1/4"	---
90119	2" x 1/2"	---
90120	2" x 3/4"	---
90121	2" x 1"	---
90122	2" x 1-1/4"	---
90123	2" x 1-1/2"	---
90124	2-1/2" x 2"	---
	3" x 1"	---
90128	3" x 2"	---
	3" x 2-1/2"	---
	4" x 1"	---
90130	4" x 2"	---
90131	4" x 3"	---
90132	6" x 4"	---
	6" x 2"	---
90150	6" x 3"	---

PART #	DESCRIPTION	LIST PRICE
	1/2" x 1/4"	---
92107	3/4" x 1/2"	---
	1" x 1/4"	---
	1" x 3/8"	---
	1" x 3/4"	---
	1-1/2" x 1/2"	---
	1-1/2" x 3/4"	---
92116	1-1/2" x 1"	---
	2" x 1/2"	---
	2" x 3/4"	---
92121	2" x 1"	---
	2" x 1-1/4"	---
	2" x 1-1/2"	---
92128	3" x 2"	---


**WARNING:** This product can expose you to chemicals, including Nickel, which are known to the State of California to cause cancer. For more information, visit [www.P65Warnings.ca.gov](http://www.P65Warnings.ca.gov)



# PLASTIC FITTINGS



## PIPE FITTINGS



- Nylon
- Polyethylene
- Polypropylene

## HOSE BARB FITTINGS



- Nylon
- Polyethylene
- Polypropylene

## NYLON & POLYPROPYLENE COMPRESSION FITTINGS



## GARDEN HOSE FITTINGS



- Nylon

## POLYPROPYLENE PUSH-IN TUBE FITTINGS AND VALVES



**PLASTIC PIPE**  
PLASTIC FITTINGS

**PIPE-NYLON POLY**

AVAILABLE IN THREE TYPES OF PLASTIC

**(W) White Nylon**

Made from virgin grade formulated to resist physical stress and abrasion. This material meets F.D.A. requirements of Code of Federal Regulation part 177.1500 and is therefore suitable for food contact surfaces.

**Temperature Range:** -40°F to 200° F

**Working Pressure:** 125 PSI maxi-

mum.

**(B) Black Polyethylene**

Made from a high molecular weight linear polyethylene formulated for chemical compatibility and high impact resistance at lower temperatures. Polyethylene is NSF approved for potable water.

**Temperature Range:** -65°F to 190°F

**Working Pressure:** 125 PSI maximum.

**(P) Polypropylene**

Made from the finest polypropylene resins. Polypropylene is used for its resistance to a wide range of chemicals. Working pressures decrease as temperatures increase.

- NSF-approved materials
- FDA-approved materials

Note: Do not use with compressed air or gas.

- 10% Fiberglass fill for extra strength

**ELBOW**



**P**

**POLYPROPYLENE ELBOWS**

PART #	SIZE	LIST PRICE
28704P	3/4"	---



**W**

**NYLON ELBOWS**

PART #	SIZE	LIST PRICE
28703W	1/2"	---
28704W	3/4"	---
28705W	1"	---
28706W	1-1/4"	---
28707W	1-1/2"	---

**TEE**



**P**

**POLYPROPYLENE TEES**

PART #	SIZE	LIST PRICE
28742P	3/8"	---
28743P	1/2"	---
28744P	3/4"	---



**W**

**NYLON TEES**

PART #	SIZE	LIST PRICE
28741W	1/4"	---
28743W	1/2"	---
28744W	3/4"	---
28745W	1"	---
28746W	1-1/4"	---
28747W	1-1/2"	---

**STREET ELBOW**



**P**

**POLYPROPYLENE STREET ELBOW**

PART #	SIZE	LIST PRICE
28819P	1/8"	---
28723P	1/2"	---



**W**

**NYLON STREET ELBOW**

PART #	SIZE	LIST PRICE
28819W	1/8"	---
28720W	1/4"	---
28721W	3/8"	---
28723W	1/2"	---
28724W	3/4"	---
28725W	1"	---
28726W	1-1/4"	---
28727W	1-1/2"	---

**HEX HEAD PLUGS**



- Cored

**B**

**POLYETHYLENE PLUGS**

PART #	SIZE	LIST PRICE
28601B	1/8"	---
28602B	1/4"	---
28603B	3/8"	---
28604B	1/2"	---
28605B	3/4"	---



**W**

**NYLON PLUGS**

PART #	SIZE	LIST PRICE
28601W	1/8"	---
28602W	1/4"	---
28603W	3/8"	---
28604W	1/2"	---
28605W	3/4"	---
28606W	1"	---
28607W	1-1/4"	---
28608W	1-1/2"	---
28609W	2 "	---

# PLASTIC PIPE

## PLASTIC FITTINGS

### HEX BUSHING

**P**



#### POLYPROPYLENE BUSHINGS

PART #	SIZE	LIST PRICE
28659P	1/4 x 1/8"	---
28660P	3/8 x 1/8"	---
28661P	3/8 x 1/4"	---
28663P	1/2 x 1/4"	---
28664P	1/2 x 3/8"	---
28666P	3/4 x 1/4"	---
28668P	3/4 x 1/2"	---
28671P	1 x 1/2"	---
28672P	1 x 3/4"	---
28675P	1-1/4" x 1"	---
28678P	1-1/2 x 3/4"	---
28816P	2 x 1-1/4"	---
28818P	3 x 2"	----

**W**



#### NYLON BUSHINGS

PART #	SIZE	LIST PRICE
28659W	1/4 x 1/8"	---
28660W	3/8 x 1/8"	---
28661W	3/8 x 1/4"	---
28663W	1/2 x 1/4"	---
28664W	1/2 x 3/8"	---
28666W	3/4 x 1/4"	---
28667W	3/4 x 3/8"	---
28668W	3/4 x 1/2"	---
28671W	1 x 1/2"	---
28672W	1 x 3/4"	---
28674W	1-1/4 x 3/4"	---
28675W	1-1/4 x 1"	---
28678W	1-1/2 x 3/4"	---
28679W	1-1/2 x 1"	---
28680W	1-1/2 x 1-1/4"	---
28682W	2 x 3/4"	---
28683W	2 x 1"	---
28685W	2 x 1-1/2"	---

### HEX NIPPLES

**B**



#### POLYETHYLENE HEX NIPPLES

PART #	SIZE	LIST PRICE
28611B	1/8"	---
28612B	1/4"	---
28613B	3/8"	---
28614B	1/2"	---

**P**



#### POLYPROPYLENE HEX NIPPLES

PART #	SIZE	LIST PRICE
28614P	1/2"	---
28615P	3/4"	---
28619P	2"	---

**W**



#### NYLON HEX NIPPLES

PART #	SIZE	LIST PRICE
28611W	1/8"	---
28612W	1/4"	---
28613W	3/8"	---
28614W	1/2"	---
28615W	3/4"	---
28616W	1"	---
28617W	1 1/4 "	---
28618W	1 1/2"	---
28619W	2"	----

### REDUCER NIPPLES


**B**



#### POLYETHYLENE HEX NIPPLES

PART #	SIZE	LIST PRICE
28623B	1/2 x 1/4"	---
28625B	3/4 x 1/2"	---

**W**



#### NYLON REDUCING HEX NIPPLES

PART #	SIZE	LIST PRICE
28620W	1/4 x 1/8"	---
28622W	3/8 x 1/4"	---
28663W	1-1/4 x 1"	---

**P** = Polypropylene

**W** = White Nylon

**B** = Black Polyethylene

# PLASTIC PIPE/ HOSE BARB

## PLASTIC FITTINGS

### COUPLING



**W**

### NYLON COUPLINGS

PART #	SIZE	LIST PRICE
28762W	3/8"	---
28763W	1/2"	---
28764W	3/4"	---
28765W	1"	---
28767W	1-1/2"	---
28768W	2"	---

### PIPE CAP



**W**

### NYLON CAPS

PART #	SIZE	LIST PRICE
28640W	1/4"	---
28641W	3/8"	---
28642W	1/2"	---
28643W	3/4"	---

### PLASTIC BULKHEAD



**P**

20% Glass Filled Polypropylene  
w/ Santoprene Gasket

PART #	FPT	HOLE	LIST PRICE
28693P	1/2"	1-3/8"	---
28694P	3/4"	1-3/8"	---
28695P	1"	1-3/4"	---
28696P	1-1/4"	2"	---
28697P	1-1/2"	3"	---
28698P	2"	3"	---
28699P	3"	4-1/2"	---

**P** = Polypropylene

**W** = White Nylon

**B** = Black Polyethylene

### MALE ADAPTERS



**B**

### POLYETHYLENE BARB X MALE

PART #	SIZE	LIST PRICE
33004B	1/4 x 1/8"	---
33005B	1/4 x 1/4"	---
33007B	1/4 x 1/2"	---
33012B	3/8 x 1/4"	---
33013B	3/8 x 3/8"	---
33014B	3/8 x 1/2"	---
33026B	3/8 x 3/4"	---
33015B	1/2 x 1/4"	---
33016B	1/2 x 3/8"	---
33017B	1/2 x 1/2"	---
33018B	1/2 x 3/4"	---
33020B	5/8 x 1/2"	---
33021B	5/8 x 3/4"	---
33022B	3/4 x 1/2"	---
33023B	3/4 x 3/4"	---
33024B	1 x 3/4"	---
33025B	1 x 1"	----



**P**

### POLYPROPYLENE HOSE BARB HOSE ID X MIP

PART #	SIZE	LIST PRICE
33012P	3/8 x 1/4"	---
33013P	3/8 x 3/8"	---
33014P	3/8 x 1/2"	---
33015P	1/2 x 1/4"	---
33016P	1/2 x 3/8"	---
33017P	1/2 x 1/2"	---
33018P	1/2 x 3/4"	---
33020P	5/8 x 1/2"	---
33022P	3/4 x 1/2"	---
33023P	3/4 x 3/4"	---
33000P	3/4 x 1"	---
33024P	1 x 3/4"	---
33025P	1 x 1"	---

# PLASTIC BARBS

## PLASTIC FITTINGS

W



**NYLON BARB MALE ADAPTERS**  
HOSE ID X MIP

PART #	SIZE	LIST PRICE
33002W	3/16 x 1/8"	---
33003W	3/16 x 1/4"	---
33004W	1/4 x 1/8"	---
33005W	1/4 x 1/4"	---
33006W	1/4 x 3/8"	---
33007W	1/4 x 1/2"	---
33380W	1/4 x 3/4"	---
33008W	5/16 x 1/8"	---
33009W	5/16 x 1/4"	---
33010W	5/16 x 3/8"	---
33011W	3/8 X 1/8"	---
33012W	3/8 x 1/4"	---
33013W	3/8 x 3/8"	---
33014W	3/8 x 1/2"	---
33026W	3/8 x 3/4"	---
33015W	1/2 x 1/4"	---
33016W	1/2 x 3/8"	---
33017W	1/2 x 1/2"	---
33018W	1/2 x 3/4"	---
33019W	5/8 x 3/8"	---
33020W	5/8 x 1/2"	---
33021W	5/8 x 3/4"	---
33306W	3/4" x 3/8"	---
33022W	3/4 x 1/2"	---
33023W	3/4 x 3/4"	---
33000W	3/4 x 1"	---
33024W	1 x 3/4"	---
33025W	1 x 1"	---
33029W	1 x 1-1/4"	---
33320W	1" x 1-1/2"	---
33028W	1-1/4 x 1"	---
33030W	1-1/4 x 1-1/4"	---
33032W	1-1/4 x 1-1/2"	---
33321W	1-1/2" x 1-1/4"	---
33033W	1-1/2 x 1-1/2"	---
33322W	2" x 1-1/2"	----
33035W	2 x 2"	----

### ELBOWS

B



**POLYETHYLENE ELBOWS**  
HOSE ID X MALE PIPE

PART #	SIZE	LIST PRICE
33308B	3/16 x 1/8	---
33038B	1/4 x 1/8	---
33039B	1/4 x 1/4	---
33046B	3/8 x 1/8	---
33041B	3/8 x 1/4	---
33042B	3/8 x 3/8	---
33047B	3/8 x 1/2	---
33043B	1/2 x 3/8	---
33311B	1/2 x 1/2	---
33385B	1/2 x 3/4	---
33045B	5/8 x 1/2	---
33312B	5/8 x 3/4	---
33313B	3/4 x 1/2	---
33314B	3/4 x 3/4	---
33316B	1 x 1	----

P



**POLYPROPYLENE BARB ELBOW**

PART #	SIZE	LIST PRICE
33311P	1/2 x 1/2	---
33385P	1/2 x 3/4	---
33313P	3/4 x 1/2	---
33314P	3/4 x 3/4	---
33316P	1 x 1	---
33461P	1-1/4 x 1-1/4	---
33463P	1-1/2 x 1-1/2	---

W



**NYLON BARB X MIP ELBOWS**

PART #	SIZE	LIST PRICE
33038W	1/4 x 1/8	---
33039W	1/4 x 1/4	---
33351W	1/4 x 1/2	---
33046W	3/8 x 1/8	---
33041W	3/8 x 1/4	---
33042W	3/8 x 3/8	---
33047W	3/8 x 1/2	---
33384W	3/8 x 3/4	---
33048W	1/2 x 1/4	---
33043W	1/2 x 3/8	---
33311W	1/2 x 1/2	---
33385W	1/2 x 3/4	---
33044W	5/8 x 3/8	---
33045W	5/8 x 1/2	---
33312W	5/8 x 3/4	---
33313W	3/4 x 1/2	---
33314W	3/4 x 3/4	---
33315W	3/4 x 1	---
33386W	1x3/4	---
33316W	1 x 1	---
33460W	1 x 1-1/4	---
33461W	1-1/4 x 1-1/4	---
33462W	1-1/2 x 1-1/4	---
33463W	1-1/2 x 1-1/2	---
33464W	2 x 2	---

- P** = Polypropylene
- W** = White Nylon
- B** = Black Polyethylene

# PLASTIC BARBS

## PLASTIC FITTINGS

### HOSE BARB X FE ADAPTERS



**B**

POLYETHYLENE ADAPTER  
HOSE ID X FIP

PART #	SIZE	LIST PRICE
33053B	1/4 x 1/4"	---



**W**

NYLON ADAPTER  
BARB X FIP

PART #	SIZE	LIST PRICE
33052W	1/4 x 1/8"	---
33053W	1/4 x 1/4"	---
33058W	3/8 x 1/4"	---
33059W	3/8 x 3/8"	---
33060W	3/8 x 1/2"	---
33442W	3/8 x 3/4"	---
33062P	1/2 x 3/8"	----
33061W	1/2 x 1/2"	---
33067W	1/2 x 3/4"	---
33068W	5/8 x 1/2"	---
33063W	5/8 x 3/4"	---
33064W	3/4 x 1/2"	---
33065W	3/4 x 3/4"	----
33396B	3/4 x 3/4"	---

### HOSE BARB X FE ELBOW



**P**

**W**

NYLON ELBOW  
HOSE ID X FEMALE PIPE

PART #	SIZE	LIST PRICE
33343W	1/2 x 1/2"	---
33344P	5/8 x 3/4"	---
33470W	5/8 x 1/2"	---
33345W	3/4 x 1/2"	---
33471W	3/4 x 3/4"	---

### UNION ELBOWS



**B**

POLYETHYLENE ELBOW

PART #	SIZE	LIST PRICE
33390B	1/4	---
33391B	3/8	---
33394B	1/2	---
33395B	5/8	---
33396B	3/4	---



**W**

NYLON ELBOW

PART #	SIZE	LIST PRICE
33390W	1/4	---
33391W	3/8	---
33394W	1/2	---
33395W	5/8	---
33396W	3/4	---
33397W	1	---
33398W	1-1/4	---
33399W	1-1/2	---
33389W	2	----

### SPLICERS



**B**

POLYETHYLENE SPLICER

PART #	SIZE	LIST PRICE
33091B	1/8	---
33092B	3/16	---
33093B	1/4	---
33095B	3/8	---
33096B	1/2	---
33097B	5/8	---
33098B	3/4	----



POLYPROPYLENE SPLICER

PART #	SIZE	LIST PRICE
33095P	3/8	---
33096P	1/2	---
33098P	3/4	---
33099P	1	---

### SPLICERS



**W**

NYLON SPLICES

PART #	SIZE	LIST PRICE
33091W	1/8	---
33092W	3/16	---
33093W	1/4	---
33094W	5/16	---
33095W	3/8	---
33096W	1/2	---
33097W	5/8	---
33098W	3/4	---
33099W	1	---
33480W	1-1/4	---
33481W	1-1/2	---
33482W	2	----

### REDUCING SPLICERS



**B**

POLYETHYLENE SPLICES

PART #	SIZE	LIST PRICE
33406B	3/8 x 1/4	---
33407B	1/2 x 1/4	---
33408B	1/2 x 3/8	---
33410B	5/8 x 1/2	---



**W**

NYLON SPLICES

PART #	SIZE	LIST PRICE
33079W	1/4 x 1/8	---
33347W	1/4 x 3/16	---
33406W	3/8 x 1/4	---
33348W	3/8 x 5/16	---
33407W	1/2 x 1/4	---
33408W	1/2 x 3/8	---
33409W	5/8 x 3/8	---
33410W	5/8 x 1/2	---
33089W	3/4 x 1/2	---

# PLASTIC BARBS

## PLASTIC FITTINGS

### TEES BARBED ON ALL SIDES

**B**



POLYETHYLENE TEE

PART #	SIZE	LIST PRICE
33415B	1/8	---
33420B	3/16	---
33422B	1/4	---
33426B	5/16	---
33429B	3/8	---
33433B	1/2	---
33436B	5/8	---
33437B	3/4	---
33438B	1	---

**P**



POLYPROPYLENE TEE

PART #	SIZE	LIST PRICE
33440P	1-1/2	---

### ALL HOSE BARB "Y"

**P**



POLYPROPYLENE WYE

PART #	SIZE	LIST PRICE
33300P*	1/4"	---
33301P*	3/8"	---
33302P*	1/2"	---

\*Natural Polypro

**W**



NYLON WYE

PART #	SIZE	LIST PRICE
33301W	3/8"	---

**W**



NYLON TEE

PART #	SIZE	LIST PRICE
33415W	1/8	---
33417W	5/32	---
33420W	3/16	---
33422W	1/4	---
33426W	5/16	---
33429W	3/8	---
33433W	1/2	---
33436W	5/8	---
33437W	3/4	---
33438W	1	---
33439W	1-1/4	---
33440W	1-1/2	---

### REDUCING TEES


**B**



POLYETHYLENE TEE

PART #	SIZE	LIST PRICE
33430B	1/2 x 1/2 x 3/8	---
33434B	1/2 x 1/2 x 5/8	---
33435B	3/4 x 3/4 x 1/2	---

**W**



NYLON TEE

PART #	SIZE	LIST PRICE
33430W	1/2 x 1/2 x 3/8	---
53725-0604	3/8 x 3/8 x 1/4	---
33431W	5/8 x 5/8 x 3/8	---
33432W	3/8 x 3/8 x 1/2	---
33435W	3/4 x 3/4 x 1/2	---
53725-1008	5/8 x 5/8 x 1/2	---

### MALE BRANCH TEE

**W**



NYLON BRANCH TEE

PART #	SIZE	LIST PRICE
33448W	1/4 x 1/4	---

# PLASTIC GARDEN HOSE

## PLASTIC FITTINGS

# GARDEN HOSE

### PLASTIC GARDEN HOSE FITTINGS

FITTINGS WITH GARDEN HOSE THREAD

#### GARDEN HOSE CAP

• Washer not included



• White Nylon

P

PART #	SIZE	LIST PRICE
30103P	3/4"	---

#### GARDEN HOSE THREAD ADAPTERS

BARB X MALE GARDEN HOSE



• White Nylon

PART #	SIZE	LIST PRICE
31038	1/4"	---
53748-0812	1/2 x 3/4"	
53748-1012	5/8 x 3/4"	
53748-1212	3/4 x 3/4"	

BARB X FEMALE SWIVEL



PART #	SIZE	LIST PRICE
53746-0812	1/2 x 3/4	
53746-1012	5/8 x 3/4	
53746-1212	3/4 x 3/4	

### GARDEN HOSE ADAPTER INSERTS

• for assembly with 31-022



• White Nylon

PART #	SIZE	LIST PRICE
31031	3/8"	---
31033	5/8"	---
31034	3/4"	---

#### GARDEN HOSE NUT



• White Nylon

PART #	SIZE	LIST PRICE
31022	3/4"	---

### MALE GARDEN HOSE X FEMALE PIPE



• White Nylon

PART #	SIZE	LIST PRICE
31067	MGH X 1/4	---
31068	MGH X 1/2 FIP	---
31069	MGH X 3/4	---

### MALE GARDEN HOSE X MALE PIPE



• White Nylon

PART #	SIZE	LIST PRICE
31055	GHT X 3/8 MPT	---
31058	GHT X 1/2 MPT	---
31063	GHT X 3/4 MPT	---



# PLASTIC PUSH-IN

## PLASTIC FITTINGS

# PLASTIC PUSH-IN TUBE FITTINGS

Manufactured from safe, non-toxic materials meeting the requirements of the US FDA, WRAS, ANSI/NSF-51, 61, and SK Zert. Our products are widely used in water purification, food/beverage and pneumatic systems.

- **Function & Quality** : provides quick and convenient assembly - saving time & expense. Our ISO9001, 14001 registered quality system ensures our customers a superior level of product quality. Defects are easily detectable and maintenance is easy with its easy dismantling for access.
- **Collet Design** : Unique oval collet design is superior and more practical.
- **Applications** : Beyond water and food use, fittings can be used with air, gases, vacuum, & liquids. And all connections can be assembled & disassembled repeatedly.
- **Material** : Grey Acetal Copolymer, also known as POM. Highly durable and resistant to fatigue and creep. It has high resistance to a wide range of organic & inorganic chemicals and detergents. Not recommended for use with strong acids or repeated exposure to strong oxidizers. (polypropylene may be subbed)

Temperature	Small Size						Large Size				
	5/32"	3/16"	1/4"	5/16"	3/8"	1/2"	5/8"	7/8"	28mm		
4mm	5mm	6mm	8mm	10mm	12mm	15mm	16mm	18mm	22mm	28mm	
1°C (34°F)	16bar (230PSI)						11bar (170PSI)		11bar (170PSI)		
20°C (68°F)	16bar (230PSI)						11bar (170PSI)		11bar (170PSI)		
65°C (150°F)	10bar (150PSI)						7bar (100PSI)		7bar (100PSI)		

- Fittings are not recommended for use with liquids other than water and food or beverage products.
- Do not use pipe dope or other liquid thread sealers. Use only Teflon tape to seal threaded connections.
- After assembling a tube connection, tug with moderate force to check for proper gripping of the tube.
- Before disassembling tube connections, always verify that pressure has been removed from the system.

### UNION CONNECTOR



PART #	TUBE OD	LIST PRICE
20018P	5/32"	---
20019P	1/4"	---
20020P	3/8"	---
20021P	1/2"	---

### UNION TEE



PART #	TUBE OD	LIST PRICE
20028P	1/4"	---
20029P	3/8"	---
20030P	1/2"	---

### UNION ELBOW



PART #	TUBE OD	LIST PRICE
20152P	1/4"	---
20153P	3/8"	---
20154P	1/2"	---

### REDUCING UNION



PART #	TUBE OD	TUBE OD	LIST PRICE
20755P	3/8"	1/4"	---
20756P	3/8"	5/16"	---
20758P	1/2"	3/8"	---

### REDUCING BRANCH TEE



PART #	TUBE OD 1	TUBE OD 2	LIST PRICE
20725P	3/8"	1/4"	---
20724P	1/2"	3/8"	---

### REDUCING ELBOW



PART #	TUBE OD	TUBE OD	LIST PRICE
20734P	3/8"	1/4"	---
20736P	1/2"	3/8"	---

### BULKHEAD UNION



PART #	TUBE OD	LIST PRICE
20127P	1/4"	---
20128P	3/8"	---
20129P	1/2"	----

# PLASTIC PUSH-IN

## PLASTIC FITTINGS

### FEMALE CONNECTOR



Female Pipe

PART #	TUBE OD	THREAD NPTF	LIST PRICE
20993P	1/4"	1/8"	---
20035P	1/4"	1/4"	---
20036P	3/8"	1/4"	---

### MALE CONNECTOR



Male Pipe

PART #	TUBE OD	THREAD NPTF	LIST PRICE
20050P	5/32"	1/8"	---
20054P	1/4"	1/8"	---
20055P	1/4"	1/4"	---
20056P	1/4"	3/8"	---
20057P	3/8"	1/8"	---
20058P	3/8"	1/4"	---
20059P	3/8"	3/8"	---
20062P	3/8"	1/2"	---
20061P	1/2"	3/8"	---
20063P	1/2"	1/2"	---

### STEM ADAPTER



PART #	STEM OD	THREAD NPTF	LIST PRICE
20524P	1/4"	1/8"	---
20525P	1/4"	1/4"	---
20528P	3/8"	1/4"	---
20529P	3/8"	3/8"	---

### REDUCER



PART #	TUBE OD 1	STEM OD 2	LIST PRICE
20512P	3/8"	1/4"	---
20514P	1/2"	3/8"	---

### FIXED ELBOW



PART #	TUBE OD	THREAD NPTF	LIST PRICE
20068P	1/4"	1/8"	---
20069P	1/4"	1/4"	---
20070P	1/4"	3/8"	---
20072P	3/8"	1/4"	---
20073P	3/8"	3/8"	---



20-152P + 20-525P = 20973P

### SWIVEL ELBOW

Union Elbow + Stem Adapter



PART #	STEM OD	TUBE ID	LIST PRICE
20973P	1/4"	1/4"	----
20974P	3/8"	3/8"	----

# PLASTIC PUSH-IN

## PLASTIC FITTINGS

PLASTIC

### PLUG-IN ELBOW




PART #	TUBE OD	STEM	LIST PRICE
20742P	1/4"	1/4"	---
20747P	3/8"	3/8"	---
20748P	1/2"	1/2"	---

### 2-WAY DIVIDER



PART #	TUBE OD	LIST PRICE
20776P	5/16"	---
20777P	3/8"	---

### PLUG



PART #	TUBE OD	LIST PRICE
20878P	1/4"	---
20880P	3/8"	---
20881P	1/2"	---

### TUBE END STOP



PART #	TUBE OD	LIST PRICE
20925P	1/4"	---
20927P	3/8"	---

### PL X PL



PART #	TUBE OD	LIST PRICE
20900P	1/4"	---
20901P	3/8"	---

### PL X MALE NPTF



PART #	TUBE OD	MALE THREAD NPTF	LIST PRICE
20904P	1/4"	1/4"	---
20905P	3/8"	3/8"	---

### CHECK VALVE

#### STOP VALVE ADAPTER



PART #	TUBE OD	LIST PRICE
20778P	1/4"	---
20779P	3/8"	---

#### 3/8 MALE COMP X 3/8 FEMALE COMP



PART #	TUBE OD	LIST PRICE
20985P	1/4"	---
20986P	3/8"	---

# HOSE ACCESSORIES



## CAM AND GROOVE



ALUMINIUM



POLYPROPLYENE



STAINLESS STEEL



BRASS


## COMBINATION HOSE NIPPLES



## FIRE HOSE FITTINGS



## UNIVERSAL/ GROUND JOINT COUPLINGS



# CAM AND GROOVE

**MALE ADAPTER X FEMALE NPT  
TYPE A**



CGA  
6191X

PART#	SIZE	LIST PRICE
CGA-050-A1	1/2"	---
CGA-075-A1	3/4"	---
CGA-100-A1	1"	---
CGA-125-A1	1-1/4"	---
CGA-150-A1	1-1/2"	---
CGA-200-A1	2"	---
CGA-250-A1	2-1/2"	---
CGA-300-A1	3"	---
CGA-400-A1	4"	---
CGA-500-A1	5"	---
CGA-600-A1	6"	---
CGA-800-A1	8"	---

**FEMALE COUPLER X HOSE SHANK  
TYPE C**



CGC  
6193X

PART#	SIZE	LIST PRICE
CGC-050-A1	1/2"	---
CGC-075-A1	3/4"	---
CGC-100-A1	1"	---
CGC-125-A1	1-1/4"	---
CGC-150-A1	1-1/2"	---
CGC-200-A1	2"	---
CGC-250-A1	2-1/2"	---
CGC-300-A1	3"	---
CGC-400-A1	4"	---
CGC-500-A1	5"	---
CGC-600-A1	6"	---
CGC-800-A1	8"	---

**FEMALE COUPLER X MALE NPT  
TYPE B**



CGB  
6192X

PART#	SIZE	LIST PRICE
CGB-050-A1	1/2"	---
CGB-075-A1	3/4"	---
CGB-100-A1	1"	---
CGB-125-A1	1-1/4"	---
CGB-150-A1	1-1/2"	---
CGB-200-A1	2"	---
CGB-250-A1	2-1/2"	---
CGB-300-A1	3"	---
CGB-400-A1	4"	---
CGB-500-A1	5"	---
CGB-600-A1	6"	---
CGB-800-A1	8"	---

**FEMALE COUPLER X FEMALE NPT  
TYPE D**



CGD  
6194X

PART#	SIZE	LIST PRICE
CGD-050-A1	1/2"	---
CGD-075-A1	3/4"	---
CGD-100-A1	1"	---
CGD-125-A1	1-1/4"	---
CGD-150-A1	1-1/2"	---
CGD-200-A1	2"	---
CGD-250-A1	2-1/2"	---
CGD-300-A1	3"	---
CGD-400-A1	4"	---
CGD-500-A1	5"	---
CGD-600-A1	6"	---
CGD-800-A1	8"	---

**WARNING:** This product can expose you to chemicals, including Nickel, which are known to the State of California to cause cancer. For more information, visit [www.P65Warnings.ca.gov](http://www.P65Warnings.ca.gov)



**ALUMINUM CAM AND GROOVE**

## HOSE ACCESSORIES

**MALE ADAPTER X HOSE SHANK****TYPE E**CGE  
61-95X

PART#	SIZE	LIST PRICE
CGE-050-A1	1/2"	---
CGE-075-A1	3/4"	---
CGE-100-A1	1"	---
CGE-125-A1	1-1/4"	---
CGE-150-A1	1-1/2"	---
CGE-200-A1	2"	---
CGE-250-A1	2-1/2"	---
CGE-300-A1	3"	---
CGE-400-A1	4"	---
CGE-500-A1	5"	---
CGE-600-A1	6"	---
CGE-800-A1	8"	---

**MALE ADAPTER X MALE NPT****TYPE F**CGF  
61-96X

PART#	SIZE	LIST PRICE
CGF-050-A1	1/2"	---
CGF-075-A1	3/4"	---
CGF-100-A1	1"	---
CGF-125-A1	1-1/4"	---
CGF-150-A1	1-1/2"	---
CGF-200-A1	2"	---
CGF-250-A1	2-1/2"	---
CGF-300-A1	3"	---
CGF-400-A1	4"	---
CGF-500-A1	5"	---
CGF-600-A1	6"	---
CGF-800-A1	8"	---

**DUST CAP****TYPE DC**CDC  
61-97X

PART#	SIZE	LIST PRICE
CDC-050-A1	1/2"	---
CDC-075-A1	3/4"	---
CDC-100-A1	1"	---
CDC-125-A1	1-1/4"	---
CDC-150-A1	1-1/2"	---
CDC-200-A1	2"	---
CDC-250-A1	2-1/2"	---
CDC-300-A1	3"	---
CDC-400-A1	4"	---
CDC-500-A1	5"	---
CDC-600-A1	6"	---
CDC-800-A1	8"	---

**DUST PLUG****TYPE DP**CDP  
61-98X

PART#	SIZE	LIST PRICE
CDP-050-A1	1/2"	---
CDP-075-A1	3/4"	---
CDP-100-A1	1"	---
CDP-125-A1	1-1/4"	---
CDP-150-A1	1-1/2"	---
CDP-200-A1	2"	---
CDP-250-A1	2-1/2"	---
CDP-300-A1	3"	---
CDP-400-A1	4"	---
CDP-500-A1	5"	---
CDP-600-A1	6"	---
CDP-800-A1	8"	---

**WARNING:** This product can expose you to chemicals, including Nickel, which are known to the State of California to cause cancer. For more information, visit [www.P65Warnings.ca.gov](http://www.P65Warnings.ca.gov)



# ALUMINUM (AL) SPOOL & PART A

MALE ADAPTER X MALE ADAPTER  
ALUMINUM  
SPOOL ADAPTER



SA-XXX-A  
61910

PART#	SIZE	LIST PRICE
SA-200-A	2"	---
SA-2030-A	2" x 3"	---
SA-300-A	3"	---
SA-3040-A	3" x 4"	---
SA-400-A	4"	---

REDUCER ADAPTER FEMALE  
NPT ALUMINUM



CGA-XXX-A

MALE ADAPTER X FEMALE PIPE

PART#	SIZE	LIST PRICE
CGA-3040-A	3" x 4"	---
CGA-4030-A	4" x 3"	---

ALUMINUM SWIVEL



PART#	SIZE	LIST PRICE
CGASV-300-A	3"	---

REDUCER COUPLER M NPT  
PART B



CGB-XXX-A

FEMALE COUPLER X MALE PIPE

PART#	SIZE	LIST PRICE
CGB-3020-A	3" x 2"	---
CGB-3040-A	3" x 4"	---

REDUCER COUPLER ADAPTER  
PART D



DA-XXX-A

FEMALE COUPLER X MALE ADAPTER

PART#	SIZE	LIST PRICE
DA-2015-A	2" x 1-1/2"	---
DA-2030-A	2" x 3"	---
DA-3015-A	3" x 1-1/2"	---
DA-3020-A	3" x 2"	---
DA-3040-A	3" x 4"	---
DA-4030-A	4" x 3"	---
DA-6040-A	6" x 4"	----

REDUCER COUPLER FEMALE  
NPT PART D



CGD

FEMALE COUPLER X FEMALE PIPE

PART#	SIZE	LIST PRICE
CGD-3020-A	3" x 2"	---
CGD-4030-A	4" x 3"	----

SPOOL COUPLER  
PART D



FEMALE COUPLER X FEMALE COUPLER

PART#	SIZE	LIST PRICE
DD-2020-A	2" x 2"	---
DD-2030-A	2" x 3"	---
DD-3030-A	3" x 3"	---
DD-3040-A	3" x 4"	---
DD-4040-A	4" x 4"	----

REDUCER ADAPTER MALE  
NPT PART F



MALE NPT

MALE ADAPTER

CGF

MALE ADAPTER X MIP

PART#	SIZE	LIST PRICE
CGF-3040-A	3" x 4"	---
CGF-4030-A	4" x 3"	---

WARNING: This product can expose you to chemicals, including Nickel, which are known to the State of California to cause cancer. For more information, visit [www.P65Warnings.ca.gov](http://www.P65Warnings.ca.gov)

# POLY CAM AND GROOVE

## HOSE ACCESSORIES

### POLYPROPYLENE (PP)

#### MALE ADAPTER X FEMALE NPT TYPE A



35-91X

PART#	SIZE	LIST PRICE
CGA-050-PP	1/2"	---
CGA-075-PP	3/4"	---
CGA-100-PP	1"	---
CGA-125-PP	1-1/4"	---
CGA-150-PP	1-1/2"	---
CGA-200-PP	2"	---
CGA-300-PP	3"	---
CGA-400-PP	4"	---

### FEMALE COUPLER X HOSE SHANK TYPE C



CGC  
35-93X

PART#	SIZE	LIST PRICE
CGC-050-PP	1/2"	---
CGC-075-PP	3/4"	---
CGC-100-PP	1"	---
CGC-125-PP	1-1/4"	---
CGC-150-PP	1-1/2"	---
CGC-200-PP	2"	---
CGC-300-PP	3"	---
CGC-400-PP	4"	---

#### FEMALE COUPLER X MALE NPT TYPE B



CGB  
35-92X

PART#	SIZE	LIST PRICE
CGB-050-PP	1/2"	---
CGB-075-PP	3/4"	---
CGB-100-PP	1"	---
CGB-125-PP	1-1/4"	---
CGB-150-PP	1-1/2"	---
CGB-200-PP	2"	---
CGB-300-PP	3"	---
CGB-400-PP	4"	---

#### FEMALE COUPLER X FEMALE NPT TYPE D



35-94X

PART#	SIZE	LIST PRICE
CGD-050-PP	1/2"	---
CGD-075-PP	3/4"	---
CGD-100-PP	1"	---
CGD-125-PP	1-1/4"	---
CGD-150-PP	1-1/2"	---
CGD-200-PP	2"	---
CGD-300-PP	3"	---

**WARNING:** This product can expose you to chemicals, including Nickel, which are known to the State of California to cause cancer. For more information, visit [www.P65Warnings.ca.gov](http://www.P65Warnings.ca.gov)



# POLYPROPYLENE CAM AND GROOVE

## HOSE ACCESSORIES

### MALE ADAPTER X HOSE SHANK TYPE E



35-95X

PART#	SIZE	LIST PRICE
CGE-050-PP	1/2"	---
CGE-075-PP	3/4"	---
CGE-100-PP	1"	---
CGE-125-PP	1-1/4"	---
CGE-150-PP	1-1/2"	---
CGE-200-PP	2"	---
CGE-300-PP	3"	---
CGE-400-PP	4"	---

### MALE ADAPTER X MALE NPT TYPE F



35-96X

PART#	SIZE	LIST PRICE
CGF-050-PP	1/2"	---
CGF-075-PP	3/4"	---
CGF-100-PP	1"	---
CGF-125-PP	1-1/4"	---
CGF-150-PP	1-1/2"	---
CGF-200-PP	2"	---
CGF-300-PP	3"	---
CGF-400-PP	4"	---

### DUST CAP TYPE DC



CDC  
35-97X

PART#	SIZE	LIST PRICE
CDC-050-PP	1/2"	---
CDC-075-PP	3/4"	---
CDC-100-PP	1"	---
CDC-125-PP	1-1/4"	---
CDC-150-PP	1-1/2"	---
CDC-200-PP	2"	---
CDC-300-PP	3"	---
CDC-400-PP	4"	---

### DUST PLUG TYPE DP



CDP  
35-98X

PART#	SIZE	LIST PRICE
CDP-050-PP	1/2"	---
CDP-075-PP	3/4"	---
CDP-100-PP	1"	---
CDP-125-PP	1-1/4"	---
CDP-150-PP	1-1/2"	---
CDP-200-PP	2"	---
CDP-300-PP	3"	---
CDP-400-PP	4"	---

**WARNING:** This product can expose you to chemicals, including Nickel, which are known to the State of California to cause cancer. For more information, visit [www.P65Warnings.ca.gov](http://www.P65Warnings.ca.gov)



# STAINLESS STEEL CAM AND GROOVE #316

## HOSE ACCESSORIES

### MALE ADAPTER X FEMALE NPT TYPE A



CGA  
6391X

PART#	SIZE	LIST PRICE
CGA-050-SS1	1/2"	---
CGA-075-SS1	3/4"	---
CGA-100-SS1	1"	---
CGA-125-SS1	1-1/4"	---
CGA-150-SS1	1-1/2"	---
CGA-200-SS1	2"	---
CGA-250-SS1	2-1/2"	---
CGA-300-SS1	3"	---
CGA-400-SS1	4"	---
CGA-600-SS1	6"	---

### FEMALE COUPLER X HOSE SHANK TYPE C



CGC  
6393X

PART#	SIZE	LIST PRICE
CGC-050-SS1	1/2"	---
CGC-075-SS1	3/4"	---
CGC-100-SS1	1"	---
CGC-125-SS1	1-1/4"	---
CGC-150-SS1	1-1/2"	---
CGC-200-SS1	2"	---
CGC-250-SS1	2-1/2"	---
CGC-300-SS1	3"	---
CGC-400-SS1	4"	---
CGC-600-SS1	6"	---

### FEMALE COUPLER X MALE NPT TYPE B



CGB  
6392X

PART#	SIZE	LIST PRICE
CGB-050-SS1	1/2"	---
CGB-075-SS1	3/4"	---
CGB-100-SS1	1"	---
CGB-125-SS1	1-1/4"	---
CGB-150-SS1	1-1/2"	---
CGB-200-SS1	2"	---
CGB-250-SS1	2-1/2"	---
CGB-300-SS1	3"	---
CGB-400-SS1	4"	---

### FEMALE COUPLER X FEMALE NPT TYPE D



CGD  
6394X

PART#	SIZE	LIST PRICE
CGD-050-SS1	1/2"	---
CGD-075-SS1	3/4"	---
CGD-100-SS1	1"	---
CGD-125-SS1	1-1/4"	---
CGD-150-SS1	1-1/2"	---
CGD-200-SS1	2"	---
CGD-250-SS1	2-1/2"	---
CGD-300-SS1	3"	---
CGD-400-SS1	4"	---
CGD-500-SS1	5"	---
CGD-600-SS1	6"	---

**WARNING:** This product can expose you to chemicals, including Nickel, which are known to the State of California to cause cancer.  
 For more information, visit [www.P65Warnings.ca.gov](http://www.P65Warnings.ca.gov)

# STAINLESS STEEL CAM AND GROOVE #316

## HOSE ACCESSORIES

### MALE ADAPTER X HOSE SHANK TYPE E



SA  
6395X

PART#	SIZE	LIST PRICE
CGE-050-SS1	1/2"	---
CGE-075-SS1	3/4"	---
CGE-100-SS1	1"	---
CGE-125-SS1	1-1/4"	---
CGE-150-SS1	1-1/2"	---
CGE-200-SS1	2"	---
CGE-300-SS1	3"	---
CGE-400-SS1	4"	---
CGE-600-SS1	6"	---

### MALE ADAPTER X MALE NPT TYPE F



CGF  
6396X

PART#	SIZE	LIST PRICE
CGF-050-SS1	1/2"	---
CGF-075-SS1	3/4"	---
CGF-100-SS1	1"	---
CGF-125-SS1	1-1/4"	---
CGF-150-SS1	1-1/2"	---
CGF-200-SS1	2"	---
CGF-300-SS1	3"	---
CGF-400-SS1	4"	---
CGF-600-SS1	6"	---

### DUST CAP TYPE DC



6397X

PART#	SIZE	LIST PRICE
CDC-050-SS1	1/2"	---
CDC-075-SS1	3/4"	---
CDC-100-SS1	1"	---
CDC-125-SS1	1-1/4"	---
CDC-150-SS1	1-1/2"	---
CDC-200-SS1	2"	---
CDC-250-SS1	2-1/2"	---
CDC-300-SS1	3"	---
CDC-400-SS1	4"	---
CDC-600-SS1	6"	---

### DUST PLUG TYPE DP



6398X

PART#	SIZE	LIST PRICE
CDP-100-SS1	1"	---
CDP-125-SS1	1-1/4"	---
CDP-150-SS1	1-1/2"	---
CDP-200-SS1	2"	---
CDP-300-SS1	3"	---
CDP-400-SS1	4"	---

**WARNING:** This product can expose you to chemicals, including Nickel, which are known to the State of California to cause cancer. For more information, visit [www.P65Warnings.ca.gov](http://www.P65Warnings.ca.gov)



**BRASS CAM AND GROOVE**

HOSE ACCESSORIES

**BRASS****MALE ADAPTER X FEMALE NPT  
TYPE A**

4491X

PART#	SIZE	LIST PRICE
CGA-050-B1	1/2"	---
CGA-075-B1	3/4"	---
CGA-100-B1	1"	---
CGA-125-B1	1-1/4"	---
CGA-150-B1	1-1/2"	---
CGA-200-B1	2"	---
CGA-300-B1	3"	---
CGA-400-B1	4"	---
CGA-600-B1	6"	---

**FEMALE COUPLER X HOSE SHANK  
TYPE C**

4493X

PART#	SIZE	LIST PRICE
CGC-050-B1	1/2"	---
CGC-075-B1	3/4"	---
CGC-100-B1	1"	---
CGC-125-B1	1-1/4"	---
CGC-150-B1	1-1/2"	---
CGC-200-B1	2"	---
CGC-250-B1	2-1/2"	---
CGC-300-B1	3"	---
CGC-400-B1	4"	---

**FEMALE COUPLER X MALE NPT  
TYPE B**

4492X

PART#	SIZE	LIST PRICE
CGB-100-B1	1"	---
CGB-125-B1	1-1/4"	---
CGB-150-B1	1-1/2"	---
CGB-200-B1	2"	---
CGB-250-B1	2-1/2"	---
CGB-300-B1	3"	---
CGB-400-B1	4"	---

**FEMALE COUPLER X FEMALE NPT  
TYPE D**

4494X

PART#	SIZE	LIST PRICE
CGD-050-B1	1/2"	---
CGD-075-B1	3/4"	---
CGD-100-B1	1"	---
CGD-125-B1	1-1/4"	---
CGD-150-B1	1-1/2"	---
CGD-200-B1	2"	---
CGD-300-B1	3"	---
CGD-400-B1	4"	---

**WARNING:** This product can expose you to chemicals, including Nickel, which are known to the State of California to cause cancer. For more information, visit [www.P65Warnings.ca.gov](http://www.P65Warnings.ca.gov)

# BRASS CAM AND GROOVE

## HOSE ACCESSORIES

MALE ADAPTER X HOSE SHANK  
TYPE E



4495X

PART#	SIZE	LIST PRICE
CGE-075-B1	3/4"	---
CGE-100-B1	1"	---
CGE-150-B1	1-1/2"	---
CGE-200-B1	2"	---
CGE-300-B1	3"	---
CGE-400-B1	4"	---

DUST CAP  
TYPE DC



4497X

PART#	SIZE	LIST PRICE
CDC-100-B1	1"	---
CDC-200-B1	2"	---
CDC-300-B1	3"	---
CDC-400-B1	4"	---

MALE ADAPTER X MALE NPT  
TYPE F



4496X

PART#	SIZE	LIST PRICE
CGF-050-B1	1/2"	---
CGF-075-B1	3/4"	---
CGF-100-B1	1"	---
CGF-150-B1	1-1/2"	---
CGF-200-B1	2"	---
CGF-250-B1	2-1/2"	---
CGF-300-B1	3"	---
CGF-400-B1	4"	---

DUST PLUG  
TYPE DP



4498X

PART#	SIZE	LIST PRICE
CDP-200-B1	2"	---
CDP-250-B1	2-1/2"	---
CDP-300-B1	3"	---
CDP-400-B1	4"	---

**WARNING:** This product can expose you to chemicals, including Nickel, which are known to the State of California to cause cancer. For more information, visit [www.P65Warnings.ca.gov](http://www.P65Warnings.ca.gov)

**CRIMPLOK**  
HOSE ACCESSORIES

**CRIMPLOK**

**SELF LOCKING  
CAM & GROOVE**



STAINLESS STEEL &  
ALUMINUM

**UNIVERSAL FITTINGS**

**CRIMPLOK KING NIPPLES**

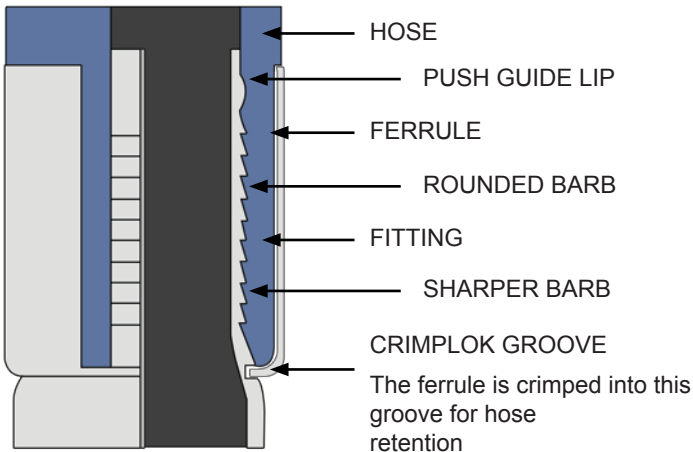


**CRIMPLOK FERRULES - PLATED STEEL - STAINLESS STEEL ALUMINUM**



**SOLID      DEPENDABLE      SAFE**

**FEATURES AND BENEFITS**



**Crimplok is the best way to ensure a perfect hose connection every time!**

- All fittings have a Crimplok groove for the ferrule end the Lok into for a strong permanent seal.
- Serrations on the couplings and fittings are not as sharp at the top, but become sharper towards the Crimplok groove.
- The length of the barb and sleeve/ ferrule are matched for a safer, cleaner connection.
- Crimplok connections do not have sharp clamp buckles or edges
- Interchangeable with most market systems

**WARNING:** This product can expose you to chemicals, including Nickel, which are known to the State of California to cause cancer. For more information, visit [www.P65Warnings.ca.gov](http://www.P65Warnings.ca.gov)

# ALUMINUM SELF LOCKING CAM & GROOVE

- Automatic Self-Locking Arms Prevent Accidental Disconnection
- Machined multi-serrated shank with interlocking groove
- Aluminum with Brass Self Locking Arms
- 316 Stainless with Investment Cast Self-Locking Arms
- Available in sizes 2" through 6"
- 2" @250 psi 3" & 4" @150 psi 6" @75 psi
- 6" @150 psi 4 arms
- Configurations
  - Dust Cap
  - Part B
  - Part C
  - Part D

Sample item code	Description
CDCSL-XXX-A1	X" DUST CAP ALUMINUM CRIMPLOK SELF LOCKING
CGBSL-XXX-A1	X" PART B ALUMINUM CRIMPLOK SELF LOCKING
CGCSL-XXXCR-A1	X" PART C ALUMINUM CRIMPLOK SELF LOCKING
CGDSL-XXX-A1	X" PART D ALUMINUM PRIMPLOK SELF LOCKING

Designed for use with Buchanan Crimp Sleeves and Interlocking Ferrules

## FEMALE COUPLER X MALE NPT TYPE B



CGBSL

PART#	SIZE	LIST PRICE
CGBSL-200-A1	2"	---
CGBSL-300-A1	3"	---
CGBSL-400-A1	4"	---

## FEMALE COUPLER X FEMALE NPT TYPE D



CGDSL

PART#	SIZE	LIST PRICE
CGDSL-200-A1	2"	---
CGDSL-300-A1	3"	---
CGDSL-400-A1	4"	---
CGDSL-600-A1	6"	---

## FEMALE COUPLER X HOSE SHANK TYPE C



CGCSL

PART#	SIZE	LIST PRICE
CGCSL-200CR-A1	2"	---
CGCSL-300CR-A1	3"	---
CGCSL-400CR-A1	4"	---
CGCSL-600CR-A1	6"	---

## DUST CAP TYPE DC



CDCSL

PART#	SIZE	LIST PRICE
CDCSL-200-A1	2"	---
CDCSL-300-A1	3"	---
CDCSL-400-A1	4"	---
CDCSL-600-A1	6"	---

**WARNING:** This product can expose you to chemicals, including Nickel, which are known to the State of California to cause cancer. For more information, visit [www.P65Warnings.ca.gov](http://www.P65Warnings.ca.gov)

**CRIMPLOK**  
HOSE ACCESSORIES

**STAINLESS STEEL SELF LOCKING CAM & GROOVE**

- Automatic Self-Locking Arms Prevent Accidental Disconnection
- Machined multi-serrated shank with interlocking groove
- Aluminum with Brass Self Locking Arms
- 316 Stainless with Investment Cast Self-Locking Arms
- Available in sizes 2" through 6"
- 2" @250 psi 3" & 4" @150 psi 6" @75 psi
- 6" @150 psi 4 arms
- Configurations
  - Dust Cap
  - Part B
  - Part C
  - Part D

Sample item code	Description
CDCL-XXX-SS1	X" DUST CAP STAINLESS CRIMPLOK 316 SELF LOCKING
CGBSL-XXX-SS1	X" PART B STAINLESS CRIMPLOK 316 SELF LOCKING
CGCSL-XXXCR-SS1	X" PART C STAINLESS 316 CRIMPLOK SELF LOCKING
CGDSL-XXX-SS1	X" PART D STAINLESS CRIMPLOK 316 SELF LOCKING

Designed for use with Buchanan Crimp Sleeves and Interlocking Ferrules

**FEMALE COUPLER X MALE NPT  
TYPE B**

CGBSL



PART#	SIZE	LIST PRICE
CGBSL-200-SS1	2"	---
CGBSL-300-SS1	3"	---
CGBSL-400-SS1	4"	---

**FEMALE COUPLER X FEMALE NPT  
TYPE D**

CGDSL



PART#	SIZE	LIST PRICE
CGDSL-200-SS1	2"	---
CGDSL-300-SS1	3"	---
CGDSL-400-SS1	4"	---
CGDSL-600-SS1	5"	---

**FEMALE COUPLER X HOSE SHANK  
TYPE C**

CGCSL



PART#	SIZE	LIST PRICE
CGCSL-200CR-SS1	2"	---
CGCSL-300CR-SS1	3"	---
CGCSL-400CR-SS1	4"	---

**DUST CAP  
TYPE DC**

CDCSL



PART#	SIZE	LIST PRICE
CDCSL-200-SS1	2"	---
CDCSL-300-SS1	3"	---
CDCSL-400-SS1	4"	---

**WARNING:** This product can expose you to chemicals, including Nickel, which are known to the State of California to cause cancer. For more information, visit [www.P65Warnings.ca.gov](http://www.P65Warnings.ca.gov)



**CRIMPLOK ALUMINUM CAM & GROOVE COUPLINGS**

TYPE C



PART#	SIZE	LIST PRICE
CGC-150CR-A1	1-1/2"	---
CGC-200CR-A1	2"	---
CGC-250CR-A1	2-1/2"	---
CGC-300CR-A1	3"	---
CGC-400CR-A1	4"	---
CGC-600CR-A1	6"	---

TYPE E



PART#	SIZE	LIST PRICE
CGE-150CR-A1	1-1/2"	---
CGE-200CR-A1	2"	---
CGE-250CR-A1	2-1/2"	---
CGE-300CR-A1	3"	---
CGE-400CR-A1	4"	---
CGE-600CR-A1	6"	---

Project Information: For use with CRIMPLOK Ferrules CF-XXXXX-SP

**CRIMPLOK STAINLESS CAM & GROOVE COUPLINGS**

TYPE C



PART#	SIZE	LIST PRICE
CGC-100CR-SS1	1"	---
CGC-150CR-SS1	1-1/2"	---
CGC-200CR-SS1	2"	---
CGC-300CR-SS1	3"	---
CGC-400CR-SS1	4"	---

TYPE E



PART#	SIZE	LIST PRICE
CGE-100CR-SS1	1"	---
CGE-150CR-SS1	1-1/2"	---
CGE-200CR-SS1	2"	---
CGE-300CR-SS1	3"	---
CGE-400CR-SS1	4"	---

Project Information: For use with CRIMPLOK Ferrules CF-XXXXX-SS304

**WARNING:** This product can expose you to chemicals, including Nickel, which are known to the State of California to cause cancer. For more information, visit [www.P65Warnings.ca.gov](http://www.P65Warnings.ca.gov)

# HANDLES, RINGS AND PINS

## HOSE ACCESSORIES

### QUICKLOK HANDLE FOR SS AND ALUMINUM



PART#	SIZE	
HSK5-200-SS	1-1/2-2"	---
HSK5-300-SS	3-4"	---

### INVESTMENT CAST STAINLESS STEEL HANDLE, RING & PIN



PART#	SIZE	
61452	3" & 4"	---

### FORGED BRASS HANDLE - RING & PIN STEEL



PART#	SIZE	
61455	3/4"	---
61451	1-1/4" - 2-1/2"	---
61453	3" & 4"	---
61457	6"	---

### SAFETY CLIP



PART #	SIZE	
66015	1-1/4" - 2-1/2"	---

### HANDLE + PIN + RING BRASS

## GASKETS

### CAMLOCK GASKET EPDM



PART#	SIZE	
CG-200-EPDM	2"	---
CG-300-EPDM	3"	---

### CAMLOCK GASKET VITON



PART#	SIZE	
CG-100-VI	1	---
CG-200-VI	2	---
CG-300-VI	3	---
CG-400-VI	4	---

### CAMLOCK GASKET NBR



PART#	SIZE	
CG-075-NBR	3/4	---
CG-100-NBR	1	---
CG-125-NBR	1-1/4	---
CG-150-NBR	1-1/2	---
CG-200-NBR	2	---
CG-250-NBR	2-1/2	---
CG-300-NBR	3	---
CG-400-NBR	4	---
CG-600-NBR	6	---
CG-800-NBR	8	---

### BUNA-N GASKET



PART#	SIZE	
BG50	1/2"	---
BG75	3/4"	---
BG100	1"	---
BG150	1-1/2"	---
BG200	2"	---
BG250	2-1/2"	---
BG300	3"	---
BG400	4"	---
BG600	6"	---

**WARNING:** This product can expose you to chemicals, including Nickel, which are known to the State of California to cause cancer. For more information, visit [www.P65Warnings.ca.gov](http://www.P65Warnings.ca.gov)

# KING NIPPLES

HOSE ACCESSORIES

## COMBINATION NIPPLES

HOSE BARB X MALE PIPE

### STEEL HOSE NIPPLES



CNT-XXX-S

• BLACK

(BARB X MALE PIPE)

PART #	HOSE SIZE	LIST PRICE
CNT-050-S	1/2"	---
CNT-075-S	3/4"	---
CNT-100-S	1"	---
CNT-125-S	1-1/4"	---
CNT-150-S	1-1/2"	---
CNT-200-S	2"	---
CNT-250-S	2-1/2"	---
CNT-300-S	3"	---
CNT-400-S	4"	---
CNT-600-S	6"	---

1/2-2" KNURLED || 2-12/ -12" NON-KNURLED


### ZINC PLATED STEEL



CNT-XXX-SP

PART #	SIZE	LIST PRICE
CNT-050-SP	1/2"	---
CNT-075-SP	3/4"	---
CNT-100-SP	1"	---
CNT-125-SP	1-1/4"	---
CNT-150-SP	1-1/2"	---
CNT-200-SP	2"	---
CNT-250-SP	2-1/2"	---
CNT-300-SP	3"	---
CNT-400-SP	4"	---
CNT-500-SP	5"	---
CNT-600-SP	6"	---
CNT-800-SP	8"	---

### COMBINATION NIPPLE 316 STAINLESS



CNT-XXX-S316

PART #	SIZE	LIST PRICE
CNT-050-S316	1/2"	---
CNT-075-S316	3/4"	---
CNT-100-S316	1"	---
CNT-125-S316	1-1/4"	---
CNT-150-S316	1-1/2"	---
CNT-200-S316	2"	---
CNT-250-S316	2-1/2"	---
CNT-300-S316	3"	---
CNT-400-S316	4"	---

### ZINC PLATED STEEL EXPANDER & REDUCER



EXP

RED

HOSE X MIP

PART #	SIZE	LIST PRICE
973862	3/4 x 1	---
973884	1 x 3/4	---
973863	1 x 1-1/4	---
973885	1-1/4 x 1	---
973886	1-1/4 x 1-1/2	---
973887	1-1/2 x 1-1/4	---
973864	1-1/2 x 2	---
973888	2 x 1-1/2	---
973859	2 x 2-1/2	---
973869	2-1/2 x 2	---
973866	3 x 4	---

WARNING: This product can expose you to chemicals, including Nickel, which are known to the State of California to cause cancer. For more information, visit [www.P65Warnings.ca.gov](http://www.P65Warnings.ca.gov)

HOSE ACCESSORIES



**KING NIPPLES**

HOSE ACCESSORIES

**COMBINATION NIPPLES  
HOSE BARB X MALE PIPE**

BRASS



CNT-XXX-B

• LEAD FREE

PART #	SIZE	LIST PRICE
CNT-075-B	3/4"	---
CNT-100-B	1"	---
CNT-125-B	1-1/4"	---
CNT-150-B	1-1/2"	---
CNT-200-B	2"	---
CNT-250-B	2-1/2"	---
CNT-300-B	3"	---

ALUMINUM




CNT-XXX-A

PART #	SIZE	LIST PRICE
CNT-050-A	1/2"	---
CNT-075-A	3/4"	---
CNT-100-A	1"	---
CNT-200-A	2"	---

**VICTAULIC GROOVED  
COMBINATION NIPPLES**COMBINATION NIPPLE PLAIN STEEL  
VICTAULIC GROOVED

CNG-S

PART #	HOSE SIZE	LIST PRICE
CNG-200-S	2"	---
CNG-300-S	3"	---
CNG-400-S	4"	---
CNG-600-S	6"	---

COMBINATION NIPPLE  
PLATED VICTAULIC GROOVED

PART #	SIZE	LIST PRICE
CNG-200-SP	2"	---
CNG-300-SP	3"	---
CNG-400-SP	4"	---
CNG-600-SP	6"	---

**WARNING:** This product can expose you to chemicals, including Nickel, which are known to the State of California to cause cancer. For more information, visit [www.P65Warnings.ca.gov](http://www.P65Warnings.ca.gov)



**CRIMPLOK CRIMP UNIVERSAL FITTINGS**



PART#	SIZE	MAX OPERATING PSI 70F	LIST PRICE
HE-050CF-SP	1/2	150	---
HE-075CF-SP	3/4	150	---
HE-075CR-SP	3/4	150	---
HE-100CF-SP	1	150	---
HE-100CR-SP	1	150	---
HE-101CF-SP	1	150	----

**HIGH PRESSURE FEMALE STEM**



PART#	SIZE	LIST PRICE
GJS-125CR-DP	1-1/4	----
GJS-150CR-DP	1-1/2	----
GJS-200CR-DP	2	----
GJS-250CR-DP	2-1/2	----
GJS-300CR-DP	3	----
GJS-400CR-SP	4	----

**HIGH PRESSURE MALE STEM**



PART#	SIZE	LIST PRICE
GJM-125CR-DP	1-1/4	----
GJM-150CR-DP	1-1/2	----
GJM-200CR-DP	2	----
GJM-250CR-DP	2-1/2	----
GJM-300CR-DP	3	----
GJM-400CR-SP	4	----

**WARNING:** This product can expose you to chemicals, including Nickel, which are known to the State of California to cause cancer. For more information, visit [www.P65Warnings.ca.gov](http://www.P65Warnings.ca.gov)

**CRIMPLOK KING NIPPLES**

HOSE ACCESSORIES

**CRIMPLOK CRIMP COMBINATION  
NIPPLES PLATED STEEL**

PART#	SIZE	LIST PRICE
CNT-100CR-SP	1"	---
CNT-125CR-SP	1-1/4"	---
CNT-150CR-SP	1-1/2"	---
CNT-200CR-SP	2"	---
CNT-250CR-SP	2-1/2"	---
CNT-300CR-SP	3"	---
CNT-400CR-SP	4"	---
CNT-600CR-SP	6"	---

Project Information: For use with  
CRIMPLOK Ferrules CF-XXXXX-SP

**CRIMPLOK CRIMP COMBINATION  
NIPPLES STAINLESS**

PART#	SIZE	LIST PRICE
CNT-100CR-SS316	1"	---
CNT-125CR-SS316	1-1/4"	---
CNT-150CR-SS316	1-1/2"	---
CNT-200CR-SS316	2"	---
CNT-250CR-SS316	2-1/2"	---
CNT-300CR-SS316	3"	---
CNT-400CR-SS316	4"	---
CNT-600CR-SS316	6"	---

Project Information: For use with  
CRIMPLOK Ferrules CF-XXXXX-SS304

**CRIMPLOK COMBINATION  
NIPPLE PLATED LONG NPT**

PART#	SIZE	LIST PRICE
CNL-200CR-SP	2"	---
CNL-250CR-SP	2-1/2"	---
CNL-300CR-SP	3"	---
CNL-400CR-SP	4"	---

Project Information: For use with  
CRIMPLOK Long Ferrules CF-XXXXXL-SP

**CRIMPLOK HD COMBINATION NIPPLE  
PLATED**


PART#	SIZE	LIST PRICE
CNT-400CS-SP	4"	---
CNT-600CS-SP	6"	---
CNT-800CS-SP	8"	---

Project Information: For use with  
CRIMPLOK Sleeves CSL-XXXXX-SP

**CRIMPLOK HD COMBINATION NIPPLE  
UNPLATED**

PART#	SIZE	LIST PRICE
CNT-400CS-S	4"	---
CNT-600CS-S	6"	---
CNT-800CS-S	8"	---

Project Information: For use with  
CRIMPLOK Sleeves CSL-XXXXX-SP

**CRIMPLOK HD COMBINATION NIPPLE  
VICTAULIC PLATED**

PART#	SIZE	LIST PRICE
CNG-400CS-SP	4"	---
CNG-600CS-SP	6"	---
CNG-800CS-SP	8"	---

Project Information: For use with  
CRIMPLOK Sleeves CSL-XXXXX-SP

**CRIMPLOK HD COMBINATION NIPPLE  
VICTAULIC UNPLATED**

PART#	SIZE	LIST PRICE
CNG-400CS-S	4"	---
CNG-600CS-S	6"	---
CNG-800CS-S	8"	---

Project Information: For use with  
CRIMPLOK Sleeves CSL-XXXXX-SP

**WARNING:** This product can expose you to chemicals, including Nickel, which are known to the State of California to cause cancer. For more information, visit [www.P65Warnings.ca.gov](http://www.P65Warnings.ca.gov)



# CRIMPLOK KING NIPPLES

HOSE ACCESSORIES

## CRIMPLOK CRIMP VICTAULIC COMBINATION NIPPLES PLATED STEEL



PART#	SIZE	LIST PRICE
CNG-200CR-SP	2"	---
CNG-300CR-SP	3"	---
CNG-400CR-SP	4"	---
CNG-600CR-SP	6"	---

Project Information: For use with CRIMPLOK Ferrules CF-XXXXX-SP

## CRIMPLOK CRIMP VICTAULIC COMBINATION NIPPLES STAINLESS



PART#	SIZE	LIST PRICE
CNG-200CR-SS316	2"	---
CNG-250CR-SS316	2-1/2"	---
CNG-300CR-SS316	3"	---
CNG-400CR-SS316	4"	---

Project Information: For use with CRIMPLOK Ferrules CF-XXXXX-SS304

## CRIMPLOK FIXED FLANGE NIPPLE STEEL 125 - 150#



PART#	SIZE	LIST PRICE
CNFL-200CR-S	2"	---
CNFL-300CR-S	3"	---
CNFL-400CR-S	4"	---
CNFL-600CR-S	6"	---

Project Information: For use with CRIMPLOK Ferrules CF-XXXXX-SP  
Stainless Steel available - add S316 to part #

## CRIMPLOK CRIMP TURNBACK COMBINATION NIPPLES STEEL



PART#	SIZE	LIST PRICE
CNTB-200CR-S	2"	---
CNTB-300CR-S	3"	---
CNTB-400CR-S	4"	---
CNTB-600CR-S	6"	---

Project Information: For use with CRIMPLOK Ferrules CF-XXXXX-SP

## CRIMPLOK CRIMP TURN BACK NIPPLES STAINLESS



PART#	SIZE	LIST PRICE
CNTB-200CR-SS316	2"	---
CNTB-300CR-SS316	3"	---
CNTB-400CR-SS316	4"	---
CNTB-600CR-SS316	6"	---

Project Information: For use with CRIMPLOK Ferrules CF-XXXXX-SS304

## CRIMPLOK CRIMP SQUARE CUT COMBINATION NIPPLES UNPLATED



PART#	SIZE	LIST PRICE
CNSC-300CR-SP	3"	---
CNSC-400CR-SP	4"	---

Project Information: For use with CRIMPLOK Ferrules CF-XXXXX-SP

## CRIMPLOK FIXED FLANGE NIPPLE STAINLESS STEEL 125 - 150#



PART#	SIZE	LIST PRICE
CNFL-200CR-SS316	2"	---
CNFL-300CR-SS316	3"	---
CNFL-400CR-SS316	4"	---
CNFL-600CR-SS316	6"	---

Project Information: For use with CRIMPLOK Ferrules CF-XXXXX-SP


WARNING: This product can expose you to chemicals, including Nickel, which are known to the State of California to cause cancer. For more information, visit [www.P65Warnings.ca.gov](http://www.P65Warnings.ca.gov)

HOSE ACCESSORIES

# HOSE MENDERS

## MENDER PLAIN STEEL

HM-S




PART #	HOSE SIZE	LIST PRICE
HM-050-S	1/2"	---
HM-075-S	3/4"	---
HM-100-S	1"	---
HM-125-S	1-1/4"	---
HM-150-S	1-1/2"	---
HM-200-S	2"	---
HM-300-S	3"	---
HM-600-S	6"	---

## 316 STAINLESS STEEL HOSE MENDER



PART #	SIZE	LIST PRICE
ME-050-SS	1/2"	---
ME-075-SS	3/4"	---
ME-100-SS	1"	---
ME-125-SS	1-1/4"	---
ME-150-SS	1-1/2"	---
ME-200-SS	2"	---
ME-250-SS	2-1/2"	----
ME-300-SS	3"	----
ME-400-SS	4"	----

## MENDER PLATED STEEL



PART #	SIZE	LIST PRICE
HM-038-SP	3/8"	---
HM-050-SP	1/2"	---
HM-063-SP	5/8"	---
HM-075-SP	3/4"	---
HM-100-SP	1"	---
HM-125-SP	1-1/4"	---
HM-150-SP	1-1/2"	---
HM-200-SP	2"	---
HM-250-SP	2-1/2"	---
HM-300-SP	3"	---
HM-400-SP	4"	---
HM-600-SP	6"	---

## BRASS HOSE MENDER



• LEAD FREE

PART #	SIZE	LIST PRICE
ME-075-B	3/4"	---
ME-100-B	1"	---

**WARNING:** This product can expose you to chemicals, including Nickel, which are known to the State of California to cause cancer.  
 For more information, visit [www.P65Warnings.ca.gov](http://www.P65Warnings.ca.gov)



# UNIVERSAL COUPLINGS

HOSE ACCESSORIES

## UNIVERSAL COUPLING

### MALE NPT ENDS

- Twist claw/ universal/ chicago



- Malleable iron
- ISO PSI

ME-XXX-SP

Safety clip included

PART #	SIZE	LIST PRICE
ME-025-SP	1/4"	---
ME-038-SP	3/8"	---
ME-050-SP	1/2"	---
ME-075-SP	3/4"	---
ME-100-SP	1"	---

### WASHER



PART #	LIST PRICE
66000	---

### FEMALE NPT ENDS



Safety clip included

PART #	SIZE	LIST PRICE
FE-025-SP	1/4"	---
FE-038-SP	3/8"	---
FE-050-SP	1/2"	---
FE-075-SP	3/4"	---
FE-100-SP	1"	---
FE-125-SP	1-1/4"	---
FE-150-SP	1-1/2"	---
FE-200-SP	2"	---

### HOSE END



SEE CRIMPLOK SECTION

HE-XXX-SP

Safety clip included

PART #	SIZE	LIST PRICE
HE-038-SP	3/8"	---
HE-050-SP	1/2"	---
HE-075-SP	3/4"	---
HE-100-SP	1"	---

### TRIPLE CONNECTIONS



UW-300-SP

PART #	LIST PRICE
UW-300-SP	---

### UNIVERSAL BLANK END



ISO PSI

PART #	SIZE	LIST PRICE
BE-300-SP		---

**WARNING:** This product can expose you to chemicals, including Nickel, which are known to the State of California to cause cancer. For more information, visit [www.P65Warnings.ca.gov](http://www.P65Warnings.ca.gov)

**GROUND JOINT COUPLINGS/ ALUMINUM SHORT SHANKS**

HOSE ACCESSORIES

**2 BOLT HIGH PRESSURE CLAMP**

PART #	HOSE ID	CLAMP RANGE	MAX BOLT TORQUE	LIST PRICE
BC2-075A-DP	3/4"	1-5/32"-1-9/32"	21FT LBS	---
BC2-075C-DP	3/4"	1-5/16"-1-1/2"	21FT LBS	---

**4 BOLT HIGH PRESSURE CLAMP**

PART #	HOSE ID	CLAMP RANGE	MAX BOLT TORQUE	LIST PRICE
BC4-100B-DP	1"	1.53-1.72	21FT LBS	---
BC4-125-DP	1-1/4"	2.06-2.25	40FT LBS	---
BC4-200A-DP	2"	2-11/32"-2-17/32"	60FT LBS	---
BC4-200-DP	2-1/2"	3-3/32"-3-7/16"	60FT LBS	---

**HIGH PRESSURE MALE STEM**

PART #	LIST	SIZE	PART #	LIST PRICE
73043		1/2	GJM-050-SP	---
73044		3/4	GJM-075-SP	---
73045		1	GJM-100-SP	---
73046		1-1/4	GJM-125-DP	---

**SHORT SHANK ALUMINUM SET NPS**

PART #	SIZE	LIST PRICE
PL-200-AD	2	---
PL-300-AD	3	---

**FEMALE END**

PART #	SIZE	LIST PRICE
PF-200-AD	2	---
PF-300-AD	3	---

**MALE END**

PART #	SIZE	LIST PRICE
PM-200-A	2	---
PM-300-A	3	---

**WARNING:** This product can expose you to chemicals, including Nickel, which are known to the State of California to cause cancer. For more information, visit [www.P65Warnings.ca.gov](http://www.P65Warnings.ca.gov)



# STRAINERS/ NOZZLES

## HOSE ACCESSORIES

### LARGE SAFETYCHECK FOR HOSE/ HOSE AND HOSE/TOOL



HOSE TO HOSE

PART #	SIZE	LIST PRICE
WHIP-L	1-1/2" HOSE, 37" LONG	---
WHIP-S	1/2-1-1/4" HOSE 22" LONG	---

### FOOT VALVE



PART #	SIZE	LIST PRICE
FV-200-DP	2	---
FV-300-DP	3	---
FV-400-DP	4	---
FV-600-DP	6	---

### STRAINER ROUND HOLE




PART #	SIZE	LIST PRICE
SR-200-SP	2	---
SR-250-SP	2-1/2	---
SR-300-SP	3	---
SR-400-SP	4	---
SR-600-SP	6	---
SR-800-SP	8	---

### STRAINER ROUND HOLE LONG THIN



PART #	SIZE	LIST PRICE
SL-200-SP	2	---
SL-300-SP	3	---

### STRAINER BOTTOM HOLE



PART #	SIZE	STRAINER HOSE SIZE	LIST PRICE
SB-200-SP	2		---
SB-300-SP	3		---

### STRAINER STRAINER BOTTOM HOLE



PART #	SIZE	LIST PRICE
SCR-300-SS304	3	---
SCR-400-SS304	4	---

### PLASTIC FOG NOZZLE GHT



PART #	SIZE	LIST PRICE
FN-075	3/4	---

### PLASTIC FOG NOZZLE NPS



PART #	SIZE	LIST PRICE
FN-100	1	---
FN-150	1-1/2	---
FN-200	2	---

### GREEN ABS FOG NOZZLE GHT



PART #	SIZE	LIST PRICE
FN-075G	3/4	---

**WARNING:** This product can expose you to chemicals, including Nickel, which are known to the State of California to cause cancer. For more information, visit [www.P65Warnings.ca.gov](http://www.P65Warnings.ca.gov)

**FIRE HOSE FITTINGS**

HOSE ACCESSORIES

**FIRE HOSE FITTINGS****HYDRANT ADAPTERS - BRASS**

PART #	DESCRIPTION	LIST PRICE
444000	2-1/2" NST x 3/4" GHT	---
444001	2-1/2" NST x 3/4" NPT	---
444002	2-1/2" NST x 1" NPT	---
444005	2-1/2" NST x 1-1/2" NPT	---
444007	2-1/2" NST x 2" NPSH	---
444008	2-1/2" NST x 2" NPT	---
444006	2-1/2" NST x 1-1/2" NST	---

**FEMALE TO MALE HEX ADAPTER - BRASS**

PART #	FEMALE X MALE	LIST PRICE
444021	1-1/2" NST x 1-1/2" NPSH	---
444023	1-1/2" NPT x 1-1/2" NPSH	---
444020	1-1/2" NST x 1-1/2" NPT	---
444318	2 NPT x 2-1/2" NST	---
444026	2-1/2" NST x 2-1/2" NPT	---

**DOUBLE MALE HEX NIPPLE - BRASS**

PART #	DESCRIPTION	LIST PRICE
444042	1-1/2" NPT x 1-1/2" NPSH	---
444040	1-1/2" NPT x 1-1/2" NST	---
444048	2" NPT x 2-1/2" NST	---
444045	2-1/2" NPT x 2-1/2" NST	---
444049	3" NPT x 2-1/2" NST	---

**MALE SWIVEL ADAPTER - BRASS W/ LUGS**

PART #	DESCRIPTION FEMALE X MALE	LIST PRICE
444111	2-1/2" NST x 2" NPT	---
444112	2-1/2" NST x 2-1/2" NPT	---
444113	2-1/2" NST x 3" NPT	---

**BRASS NOZZLE**

PART #	PIPE	LIST PRICE
HN-075-B	3/4"	---
HN-100-B	1"	---
HN-125-B	1-1/4"	---
HN-250-B	2-1/2"	----

**WARNING:** This product can expose you to chemicals, including Nickel, which are known to the State of California to cause cancer. For more information, visit [www.P65Warnings.ca.gov](http://www.P65Warnings.ca.gov)



# HAMMER UNIONS

HOSE ACCESSORIES

## HAMMER UNIONS

FIG 100

Economical and for use in water, oil and gas low pressure applications up to 1,000 PSI CWP. Color coded with Yellow subs and Black nut.



PART#	SIZE	
HAM100-200-SET	2"	----
HAM100-300-SET	3"	----
HAM100-400-SET	4"	----
HAM100-600-SET	6"	----
HAM100-800-SET	8"	----
HAM100-1000-SET	10"	----

FIG 200/ 206

Medium pressure for use in water, oil and gas applications up to 2,000 PSI CWP. Color coded with Grey subs and Blue Nut. The O-Ring in the Male Sub of the FIG206 spec provides greater sealing and protects metal-to-metal seal against corrosion.



PART# FIG 200	SIZE	
HAM200-100-SET	1"	----
HAM200-200-SET	2"	----
HAM200-300-SET	3"	----
HAM200-400-SET	4"	----
HAM200-500-SET	5"	----
PART# FIG 206		
HAM206-200-SET	2"	----
HAM206-300-SET	3"	----
HAM206-400-SET	4"	----
HAM206-500-SET	5"	----
HAM206-600-SET	6"	----
HAM206-800-SET	8"	----

## CRIMPLOK HAMMER UNIONS

### HAMMER UNION

Our hose barb union is constructed of high quality forged steel. The integral hose shank is featured on both the male and female subs. Both time and money is saved by combining the unions with the integral shanks. No more welding hammer unions to combination nipples. Fig100 (black nut) configurations for dewatering applications and fig 200/206 (blue nut) configurations for Frac and Steam applications where a gasket seal is preferred. The union end connection is interchangeable with all major hammer union manufacturers products



PART#	SIZE	
HAM206-400CR-SET	4"	----



PART#	SIZE	
HAM100-400CR-SET	4"	----
HAM100-600CR-SET	6"	----













**WARNING:** This product can expose you to chemicals, including Nickel, which are known to the State of California to cause cancer. For more information, visit [www.P65Warnings.ca.gov](http://www.P65Warnings.ca.gov)

# BUCHANAN HOSE



# HOSE INFORMATION








## HOSE ACCESSORIES

PRODUCT	DESCRIPTION	APPLICATION	PRESSURE	SIZES	TEMPERATURE
<b>Air Hoses - Also Available: Montana, Hi-Temp Steelflex Air, Oroflex Air, Oroflex 20, Duraflex 20 &amp; Hot Air Blower</b>					
	Yellow cut and abrasion resistant cover with blue stripe. Tube is oil resistant synthetic rubber.	A superior quality mining, construction and industrial hose.	400 PSI	1/2" - 4"	-35°C to +80°C -30°F to +180°F
<b>Super Service Air</b>					
	Yellow cut and abrasion resistant rubber cover with oil mist resistant synthetic rubber tube.	For mining, construction, and industrial use.	250 - 300 PSI	1/2" - 4"	-35°C to +80°C -30°F to +180°F
<b>Contractors Air</b>					
	Yellow cut and abrasion resistant cover with red stripe. Tube is oil resistant synthetic rubber.	High pressure steel reinforced air service for mining, construction and industrial use. More resistant to external abuse than textile air hose. Mandrel built.	400 - 1000 PSI	1/2" - 4"	-35°C to +80°C -30°F to +180°F
<b>Steelflex Air</b>					
	Smooth Yellow cut and abrasion resistant rubber cover with oil mist resistant synthetic rubber tube.	An economical air hose for jackhammer and other uses on construction sites. Also for general industrial use.	300 PSI	3/4"	-35°C to +80°C -30°F to +180°F
<b>Jackhammer</b>					
<b>General Purpose - Also Available: General Purpose, Urethane General Purpose &amp; Self Storing Air</b>					
	Red, oil, grease, weather and abrasion resistant nitrile/pvc cover with nitrile tube.	A premium quality long length hose for petroleum based fluids, lubricating oils, air, hot water and some chemical solutions.	250 - 300 PSI	1/4" - 1 1/2"	-32°C to +85°C -25°F to +185°F
<b>Premium General Purpose - Non Conductive</b>					
	Smooth red abrasion and weather resistant EPDM synthetic rubber tube and cover.	Air, water, agricultural spray solutions, and other dilute chemicals. Excellent resistance to heat and weathering. Also resists animal fats, vegetable oils and Methyl Ethyl Ketone.	150 - 250 PSI	1/4" - 2"	-30°C to +93°C -20°F to +200°F
<b>EPDM General Purpose</b>					
	Clear smooth PVC.	An economical FDA quality hose for handling air, water, oil, mild chemicals, and alkalis. Clear wall allows visual inspection of product. 3A/USDA/NSF-51 Compliant.	65 - 250 PSI	3/16" - 2"	-5°C to +65°C +25°F to +150°F
<b>Clear Reinforced PVC</b>					
	Black, Grey, Red, Blue, or Yellow oil, weather and abrasion resistant nitrile/pvc cover with nitrile tube.	Transmission of most petroleum-based hydraulic fluids, mineral oil, diesel fuel, engine coolant solutions, agricultural sprays and a wide range of chemical solutions.	250 - 300 PSI	1/4" - 3/4"	-32°C to +80°C -25°F to +180°F
<b>Push On</b>					
	Blue weather and oil resistant synthetic rubber specially compounded for arctic service featuring a static wire.	A premium general purpose hose for conveying air, water, petroleum products and some chemicals under arctic conditions.	300 PSI	1/2" - 2"	-54°C to +65°C -65°F to +150°F
<b>Arctic General Purpose</b>					
<b>Water Discharge - Also Available: H.D Water Discharge, Garden Hose, High Pressure Water Discharge, Papermill, Packers Washdown, White Sanitary &amp; Single Jacket Industrial Mill</b>					
	Black abrasion, weather and oil resistant nitrile rubber cover with oil resistant nitrile rubber tube.	A lightweight high pressure, extremely strong hose for general water and oil discharge, and for some chemicals.	150 - 200 PSI	1 1/2" - 8"	-20°C to +80°C 0°F to +180°F
<b>Oroflex 10 Layflat</b>					
	Black abrasion, weather and oil resistant nitrile rubber.	This is a lightweight high pressure, extremely strong hose for general water discharge service. Ideal for rental service where long life and competitive pricing is paramount. Its compact characteristics make this an ideal hose for use with portable pumps. Especially suited for pumping oily contaminated water.	150 - 200 PSI	2" - 6"	-20°C to +80°C 0°F to +180°F
<b>Duraflex - Rubber Layflat</b>					
	Smooth cover blue and black (also wrapped version) oil resistant synthetic rubber cover. One high tensile steel braid with oil resistant synthetic rubber tube.	Extremely flexible, compact hose for use on pressure washers with working pressures up to 3000 psi. Available in 4500 psi, 250°F.	3000 PSI	3/8"	-29°C to +100°C -20°F to +212°F
<b>Pressure Washer</b>					



# HOSE INFORMATION

## HOSE ACCESSORIES

PRODUCT	DESCRIPTION	APPLICATION	PRESSURE	SIZES	TEMPERATURE
<b>Water Discharge</b> - Also Available: <i>H.D Water Discharge, Garden Hose, High Pressure Water Discharge, Papermill, Packers Washdown &amp; White Sanitary</i>					
	Blue, Brown or Green PVC impregnation.	Light (Blue) to Heavy (Brown and Green) duty layflat hose for portable pump and irrigation use.	30 - 150 PSI	3/4" - 12"	-10°C to +60°C +15°F to +140°F
<b>PVC Layflat</b>					
	Black abrasion and weather resistant synthetic rubber cover with synthetic rubber tube.	A lightweight water discharge hose which is ideal for use with portable pumps, and general water discharge service.	75 - 100 PSI	1 1/4" - 12"	-35°C to +80°C -30°F to +180°F
<b>Contractors and Contractors Plus Water Discharge</b>					
	Black abrasion and weather resistant synthetic rubber cover with synthetic rubber tube.	For use on construction sites and general water service.	150 - 300PSI	1/2" - 1"	-35°C to +80°C -30°F to +180°F
<b>Contractors Water Discharge - Industrial Garden Hose</b>					
<b>Water Suction</b> - Also Available: <i>EPDM Aggie Water S &amp; D</i>					
	A hose constructed with extra soft PVC, a feature that ensures greater flexibility and ease of handling at very low temperatures. Also available with static wire.	Can be used for light oil, grease and animal fat suction. It can also be used in more general applications where great flexibility is required at very low temperatures.	35 - 70 PSI 29" HG	2" - 6"	-40°C to +60°C -40°F to +140°F
<b>Superflex</b>					
	Black smooth abrasion and weather resistant synthetic rubber.	A heavy duty wire reinforced rubber suction hose for construction, quarries and general use.	50 - 200 PSI 29" HG	3/4" - 12"	-30°C to +80°C -22°F to +180°F
<b>Rubber Water S &amp; D</b>					
	Clear abrasion and weather resistant extra soft low temperature PVC with blue helix	An economical, flexible hose for construction pumps, septic tank & marine pump-out service. Resistant to some chemicals, mild acids & alkalis. Consult us for recommendations. Soft low temperature compounds allow for increased flexibility.	25 - 45 PSI 29" HG	3/4" - 6"	-40°C to +65°C -40°F to +150°F
<b>Saturn Water S &amp; D</b>					
	Clear abrasion and weather resistant PVC.	An economical, flexible hose for construction pumps, septic tank & marine pump-out service. Resistant to some chemicals, mild acids & alkalis. Consult us for recommendations.	25 - 90 PSI 28 - 29" HG	3/4" - 8"	-20°C to +65°C -5°F to +150°F
<b>Saturn Green PVC Water S &amp; D</b>					
	Clear abrasion and weather resistant extra soft PVC.	An economical, flexible hose for construction pumps, septic tank & marine pump-out service. Resistant to some chemicals, mild acids & alkalis. Consult us for recommendations. Specially formulated compounds allow for increased flexibility at low temperatures.	35 - 90 PSI 29" HG	3/4" - 6"	-40°C to +65°C -40°F to +150°F
<b>Saturn Low Temperature PVC Water S &amp; D</b>					
	Clear abrasion and weather resistant PVC.	An economical, flexible hose for construction pumps, septic tank & irrigation lines. Resistant to some chemicals, mild acids & alkalis. Consult us for recommendations.	15 - 45 PSI 26 - 29" HG	1" - 12"	-40°C to +65°C -40°F to +150°F
<b>Saturn Grey PVC Water S &amp; D</b>					
	Clear abrasion and weather resistant PVC with high tensile synthetic yarn reinforcement.	Good for both suction and discharge applications, this heavy duty hose can be used for rental/construction pumping as well as fish suction hose.	40 - 110 PSI 28 - 29" HG	2" - 10"	-23°C to +65°C -10°F to +150°F
<b>Textile Reinforced S &amp; D</b>					
	Clear abrasion and weather resistant PVC with white helix.	An economical, flexible hose for construction pumps, septic tank & marine pump-out service. Can also be used in air seeder applications.	35 - 90 PSI	3/4" - 8"	-20°C to +65°C -4°F to +150°F
<b>Saturn White PVC Water Suction and Discharge Hose</b>					



# HOSE INFORMATION











## HOSE ACCESSORIES

PRODUCT	DESCRIPTION	APPLICATION	PRESSURE	SIZES	TEMPERATURE
<b>Water Suction - Also Available: EPDM Aggie Water S &amp; D</b>					
	Green polypropylene and Black EPDM.	Agricultural suction, general industrial use where high working pressures are not required.	22 - 50 PSI 29" HG	1 1/2" - 6"	-40°C to +60°C -40°F to +140°F
<b>EPDM Water Suction</b>					
<b>Steam - Also Available: Textile Steam</b>					
	Red, heat, weather and abrasion resistant EPDM synthetic rubber tube and cover.	An extremely flexible steel reinforced hose for use with saturated steam at pressures to 250 PSI.	250 PSI	1/2" - 3"	-40°C to +210°C -40°F to +406°F
<b>Steam 250</b>					
	Red abrasion resistant EPDM cover with Chlorobutyl synthetic rubber tube.	An extremely flexible steel reinforced hose for use with saturated steam at pressures to 250 PSI. Chlorobutyl tube has a low permeation factor resulting in resistance to popcorning of tube.	250 PSI	1/2" - 2"	-40°C to +210°C -40°F to +406°F
<b>CB Steam 250</b>					
<b>Petroleum - Also Available: Agricultural Farm Tank, Tank Truck Drop, SAE100R4, W187 Vapour Recovery &amp; Hot Tar &amp; Asphalt</b>					
	Black, abrasion, gasoline and oil resistant synthetic rubber with blue stripe.	An all purpose petroleum suction and discharge hose for use with gasoline, kerosene, diesel, oil suspensions and emulsions. May also be used as hydraulic return line and suction.	150 PSI 29" HG	3/4" - 6"	-35°C to +93°C -30°F to +200°F
<b>Tank Truck</b>					
	Black, abrasion, gasoline and oil resistant synthetic rubber with blue stripe and pressure.	An all purpose petroleum suction and discharge hose for use with gasoline, kerosene, diesel, oil suspensions and emulsions up to 250 PSI. May also be used as hydraulic return line and suction.	250 PSI	2" - 6"	-35°C to +93°C -30°F to +200°F
<b>Super Black 250</b>					
	Blue weather and oil resistant synthetic rubber specially compounded for arctic service. Corrugated with white stripe.	Specially designed to remain flexible while handling a wide range of petroleum products, including gasoline and diesel under arctic conditions.	150 PSI	1 1/2" - 6"	-54°C to +90°C -65°F to +195°F
<b>LW Arctic Superflex 150 Petroleum</b>					
	Black, abrasion and oil resistant synthetic rubber with red stripe.	Specially designed for conveying hot oil and/or Glycol at temperatures up to 120°C (250°F).	150 PSI	2" - 4"	up to +120°C 250°F
<b>H.O.T Oil Tank Truck</b>					
	Black, abrasion, gasoline and oil resistant synthetic rubber with green stripe.	An all purpose lightweight and flexible petroleum suction and discharge hose for use with gasoline, kerosene, diesel, oil suspensions and emulsions. May also be used as hydraulic return line and suction.	150 PSI	2" - 6"	-40°C to +93°C -40°F to +200°F
<b>LW Petroleum Tank 150</b>					
	Red, heat, oil and weather resistant Neoprene cover with nitrile tube.	For handling a wide range of petroleum products, including gasoline, as well as a number of chemical solutions.	150 - 200 PSI	3/4" - 4"	-35°C to +88°C -30°F to +190°F
<b>Petroleum Discharge</b>					
	Black, heat, oil and weather resistant Neoprene.	For handling a wide range of petroleum products, including gasoline, as well as a number of chemical solutions.	250 PSI	2" - 6"	-35°C to +88°C -30°F to +190°F
<b>Petroleum Discharge 250</b>					
	Orange PVC helix with high tensile synthetic yarn reinforcement and built in static wire.	For use as a tank truck gravity drop hose. Also for use with oil, fuel and grease transfer, oil slurry, hydrocarbons and animal fat handling. Features an external helix that protects the hose cover as well as enabling the hose to slide over rough surface.	65 - 70 PSI 28" HG	2" - 4"	-29°C to +65°C -20°F to +150°F
<b>Petroleum Drop Hose</b>					



# HOSE INFORMATION









## HOSE ACCESSORIES

PRODUCT	DESCRIPTION	APPLICATION	PRESSURE	SIZES	TEMPERATURE
<b>Petroleum</b> - Also Available: <i>Agricultural Farm Tank, Tank Truck Drop, SAE100R4, W187 Vapour Recovery &amp; Hot Tar &amp; Asphalt</i>					
	Green PVC Helix with polyurethane cover. BDROP is clear wall for flow visibility and BDROPB is black with added UV resistance.	For use as a tank truck gravity drop hose with biofuel, gasoline, diesel and ethanol. Lightweight and flexible with exposed pvc helix making it very user friendly.	65 PSI	3" - 4"	-40°C to +65°C -40°F to +150°F
<b>Urethane Bio-Drop Fuel Hose</b>					
	Convuluted yellow helix.	Vapour recovery from petroleum transfer operations. Embedded static wire serves to dissipate static electricity. NOT SUITABLE FOR CONVEYING LIQUIDS	9 - 17 PSI	2" - 4"	-40°C to +65°C -40°F to +150°F
<b>Vapour Thane Dust &amp; Vapour Recovery Hose</b>					
<b>Material Handling</b> - Also Available: <i>Tan Bulkmaster, Furnace Door Cooling, Concrete Boom, Concrete Placement &amp; Bulkmaster Hardwall</i>					
	Thick black corrugated abrasion and weather resistant synthetic blend cover. Red 3/8" thick super abrasion resistant natural rubber tube.	Primarily designed for handling abrasive slurries in mines and quarries. Can also be used for dry material handling of sand, gravel, grain, slag, and other such materials. External re-usable bolt on flanges allow for ease of installation, and uninterrupted free flow.	150 PSI 30" HG	3" - 12"	-40°C to +80°C -40°F to +180°F
<b>Aztec</b>					
	Black abrasion and weather resistant synthetic rubber cover with black abrasion resistant natural rubber tube. Green stripe on 1/4" thick tube.	Dry bulk discharge including limestone, ground silica, chalk, dry cement, fertilizer etc. May also be used for wet abrasive applications.	75 PSI	3" - 6"	-30°C to +80°C -25°F to +180°F
<b>Bulkmaster Softwall</b>					
	Black static conductive synthetic rubber cover with thick black static conductive abrasion resistant natural rubber tube.	For conducting sand, steel shot, and other abrasives for blast cleaning.	150 PSI	1/2" - 3"	-35°C to +80°C -30°F to +180°F
<b>Sandblast</b>					
	Black weather and abrasion resistant cover with black abrasion resistant pure gum rubber tube.	For handling abrasive dust from wood, metal, rock, marble and concrete grinding machines under vacuum.	40 PSI 10 - 24" HG	1" - 6"	-30°C to +80°C -25°F to +180°F
<b>Industrial Vacuum</b>					
<b>Chemical</b> - Also Available: <i>Hypalon Acid S &amp; D, Viton Lined S &amp; D, EPDM Acid S &amp; D</i>					
	Green smooth chemical resistant EPDM rubber cover with cross-linked polyethylene tube.	The cross-linked polyethylene tube makes this one of the most versatile types of hose available to the chemical industry today. It will handle 90% of known chemical and petroleum products in both suction and discharge applications.	200 PSI 29" HG	1/2" - 4"	-29°C to +120°C -20°F to +248°F
<b>Chemical</b>					
	Green corrugated chemical resistant EPDM rubber with FDA UHMW polyethylene tube.	Similar to Chemical hose above but may be used at lower temperatures. More versatile than our Chemical hose, Flexchem handles 98 per cent of known chemicals and can be steam cleaned. Corrugated cover results in more flexible hose.	200 PSI 29" HG	3/4" - 4"	-40°C to +65°C -40°F to +150°F
<b>Flexchem</b>					
<b>Material Handling Polyurethane and PVC</b> - Also Available: <i>Grey PVC Vacuum</i>					
	Corrugated clear PVC rigid helix. FDA, 3A and USDA compliant.	Conveying of dry powders, grains and plastic pellets where viewing the product is important. B Flex Static has built-in static wire.	25 - 45 PSI 29" HG	1 1/2" - 3" and 39mm	-23°C to +65°C -10°F to +150°F
<b>B Flex/B Flex Static</b>					
	Corrugated clear PVC with clear rigid PVC helix. FDA, 3A and USDA compliant.	Suction and discharge of liquids, grains, plastic pellets and powders where moderate abrasion is a factor. Neptune Static has built-in static wire.	20 - 55 PSI 29" HG	1" - 8"	-23°C to +65°C -10°F to +150°F
<b>Neptune Suction/Neptune Static Suction</b>					

**Other Hoses Available:** *Auto Heater Hose, Marine Hardwall/Softwall/Fuel Fill Hose, Silicone Coolant and Heater Hose, Garage Exhaust Hose, Welding Hose, Pressure Washer Hose, Paint Spray Hose, Auto Fuel Line Hose.*

# HOSE INFORMATION

## HOSE ACCESSORIES

PRODUCT	DESCRIPTION	APPLICATION	PRESSURE	SIZES	TEMPERATURE
<b>Material Handling Polyurethane and PVC - Also Available: Grey PVC Vacuum</b>					
	Corrugated clear abrasion and weather resistant Polyurethane with grey PVC helix. FDA, 3A and USDA compliant.	Ideal for applications where conventional rubber or PVC hose will wear rapidly, i.e. grain transfer, abrasive powder recovery, leaf collection. PU Vac Static has built-in static wire.	3 - 50 PSI 29" HG	1 1/2" - 6"	-40°C to +65°C -40°F to +150°F
<b>PU Vac/PU Vac Lite/PU Vac Static</b>					
	Blue HMW PVC up to 5" I.D. Black cover in 6" and 8" I.D.	Used in a variety of material handling application where a good resistance to abrasion is required, such as transfer of sands, plastic pellets, gravel, wood chips, slurries and fly ash. Also for use on vacuum excavation trucks. Cover is a specially formulated static dissipative compound with low temperature flexibility.	30 - 45 PSI 28 - 29" HG	2" - 8"	-40°C to +65°C -40°F to +150°F
<b>ARI HD</b>					
	This hose has a polyurethane tube with an HMC cover. Cover is a specially formulated technical alloy that makes this hose antistatic.	Used in a variety of material handling application where a good resistance to abrasion is required, such as transfer of sands, plastic pellets, gravel, wood chips, slurries and fly ash.	30 - 45 PSI 29" HG	2" - 8"	-40°C to +65°C -40°F to +150°F
<b>ARI</b>					
<b>Food - Also Available: Pure Gum Tubing, Polyethylene Tubing &amp; Clear Vinyl Tubing</b>					
	Smooth clear, food grade PVC non-marking with red rigid PVC helix. FDA, 3A and USDA compliant.	Alcoholic beverages up to 25% alcohol content. Fruit juices, soft drinks and other liquid foodstuffs. Also suitable for dry bulk foodstuffs.	35 - 85 PSI 29" HG	3/4" - 5" and 38 - 50mm	-23°C to +65°C -10°F to +150°F
<b>Bacco</b>					
	Red abrasion resistant natural rubber tube and cover.	Will handle a wide range of non fatty-oily food products up to 80°C where taste and aroma must not be affected.	140 PSI	3/4" - 3"	-35°C to +80°C -30°F to +180°F
<b>Brewers and Beverage Discharge</b>					
	Smooth clear PVC with wire helix. Super Wirevac has additional layer of fabric reinforcement. FDA, 3A, USDA and NSF-51 compliant.	An extremely flexible transparent hose for use where full vacuum performance is required while monitoring the contents of the hose. Ideal for use with most foodstuffs, cosmetics, beverages, and a wide range of chemical solutions. Also suitable for lubricating oils and animal fats.	45 - 250 PSI 28" HG	3/8" - 3"	-10°C to +65°C +15°F to +150°F
<b>Wirevac</b>					
	Clear PVC non-marking. FDA, 3A and USDA compliant.	For dry bulk foodstuffs, pharmaceuticals, cosmetics, milk, fruit and vegetable juices, soft drinks, alcoholic beverages, flour, sugar etc. Clear wall allows visual inspection of the product.	50 - 85 PSI 29" HG	3/4" - 4"	-23°C to +65°C -10°F to +150°F
<b>Foodflex PVC S &amp; D</b>					
	Clear PVC non-marking with high tensile yarn reinforcement. FDA, 3A and USDA compliant.	For liquid or dry bulk foodstuffs, pharmaceuticals, cosmetics, milk, fruit and vegetable juices, soft drinks, alcoholic beverages, flour, sugar, poultry or meat packing etc. Clear wall allows visual inspection of the product.	60 - 110 PSI 28 - 29" HG	2" - 8"	-23°C to +65°C -10°F to +150°F
<b>Foodflex Textile Reinforced S &amp; D (Food Grade)</b>					



**AIR & GENERAL PURPOSE HOSE**

## HOSE ACCESSORIES

**CLEAR REINFORCED PVC (FOOD QUALITY)**

APPLICATION: An economical hose for handling air, water, oil, mild chemicals, and alkalis. Clear wall allows visual inspection of product. COVER: Clear smooth PVC REINFORCEMENT: Multiple layers of synthetic yarns TUBE: Clear smooth PVC TEMPERATURE: -5C to +65C(+25F to +150F)

PART #	NOM. ID"	NOM. OD"	PSI	STD PACK	WEIGHT#	LIST PRICE
CRPVC-019	3/16	0.38	250	300	0.05	---
CRPVC-025	1/4	0.43	250	300	0.07	---
CRPVC-025-100	1/4	0.43	250	100	0.07	---
CRPVC-031	5/16	0.53	300	300	0.08	---
CRPVC-031-100	5/16	0.53	300	100	0.08	---
*CRPVC-038	3/8	0.59	250	300	0.09	---
CRPVC-038-100	3/8	0.59	250	100	0.09	---
*CRPVC-050	1/2	0.71	250	300	0.15	---
*CRPVC-050-100	1/2	0.71	250	100	0.15	---
CRPVC-063	5/8	0.87	200	300	0.17	---
CRPVC-063-100	5/8	0.87	200	100	0.17	---
CRPVC-075	3/4	1.02	180	300	0.23	---
CRPVC-075-100	3/4	1.02	180	100	0.23	---
*CRPVC-100	1	1.30	150	300	0.32	---
*CRPVC-100-100	1	1.30	150	100	0.32	---
CRPVC-125	1-1/4	1.61	100	100	0.58	---
CRPVC-150	1-1/2	1.89	85	100	0.69	---
CRPVC-200	2	2.44	65	100	1.00	---

Standard Length: 3/16"-3/4" 100'/300' coil, 1" 100'/200' coil, 1-1/4"-2" 100' coil

Product Info: Compliant with the applicable requirements and standards of FDA USDA 3-A and NSF-51. Please specify length when ordering i.e. 100' or 300'

Safety Info: Working pressure ratings are based on 20C (68F). At operating temperature of +65C (150F) reduce working pressure by 50%. Recommended Couplings: Combination nipples, short shank, brass barbed, cam and groove. All coupling recommendations are to be used as guidelines and are derived from past user preference. In some cases the preferred coupling is of a lesser pressure rating than the hose. Never exceed the working pressure of the lowest rated component in the assembly.

# AIR & GENERAL PURPOSE HOSE

## HOSE ACCESSORIES

### HOT AIR BLOWER HOSE



**APPLICATION:**FOR CONVEYING HOT AIR FROM BLOWER TO TANK ON DRY BULK TRUCKS.

**COVER:**Black heat and weather resistant EPDM rubber.

**REINFORCEMENT:**High tensile wire helix embedded between layers of heat resistant synthetic fabric.

**TUBE:**Black specially compounded heat resistant EPDM rubber.

**TEMPERATURE:**-40C to +163C(-40F to +350F)

PART #	NOM. ID"	NOM. OD"	PSI	BEND RADIUS	STD PACK	WEIGHT#	LIST PRICE
*BLOW150-300	3	3.62	150	12.00	100	1.75	---
*BLOW150-400	4	4.65	150	15.00	100	2.40	---

Standard Length: 100'

Recommended Couplings: Cam and groove, combination nipples or short shank. Crimplok cam and groove, Crimplok combination nipple. All coupling recommendations are to be used as guidelines and are derived from past user preference. In some cases the preferred coupling is of a lesser pressure rating than the hose. Never exceed the working pressure of the lowest rated component in the assembly.

### JACKHAMMER - AIR



**APPLICATION:**An economical air hose for jackhammer and other uses on construction sites. Also for general industrial use

**COVER:**Red smooth cut and abrasion resistant **REINFORCEMENT:**Multiple layers of synthetic yarn **TUBE:**Synthetic oil mist resistant

**TEMPERATURE:**-35C to +80C(-30F to +180F)

PART #	NOM. ID"	NOM. OD"	PSI	STD PACK	WEIGHT#	COLOR	LIST PRICE
JACK-075-50	3/4	1.14	300	50	0.40	Yellow	---
JACK-075R-50	3/4	1.14	300	50	0.40	Red	---
JACK-075G-50	3/4	1.14	300	50	0.40	Green	---
JACK-075BL-50	3/4	1.14	300	50	0.40	Blue	---
JACK-075-CUASSP*	3/4"	1.14	300	50	0.40	Yellow	---
JACK-075R-CUASSP	3/4"	1.14	300	50	.40	Red	

Standard Length: 50'

Recommended Couplings: High Pressure, mine stem and nut, Universal quick acting. Crimplok universals. All coupling recommendations are to be used as guidelines and are derived from past user preference. In some cases the preferred coupling is of a lesser pressure rating than the hose. Never exceed the working pressure of the lowest rated component in the assembly.

\* C/W CRIMP UNIVERSAL ASSEMBLED

**AIR & GENERAL PURPOSE HOSE**

## HOSE ACCESSORIES

**EPDM GENERAL PURPOSE 300**

APPLICATION: Air, water, agricultural spray solutions, and other dilute chemicals Excellent resistance to heat and weathering Also resists animal fats, vegetable oils.

COVER: Smooth red abrasion and weather resistant EPDM synthetic rubber

REINFORCEMENT: Multiple layers of synthetic yarn TUBE: Synthetic oil mist resistant EPDM synthetic rubber

TEMPERATURE: -30C to +93C (-20F to +200F)

PART #	NOM. ID"	NOM. OD"	PSI	STD PACK	WEIGHT#	LIST PRICE
*GPE-025-300	1/4	0.55	300	300	0.14	---
*GPE-038-300	3/8	0.70	300	300	0.20	---
*GPE-050-300	1/2	0.87	300	300	0.27	---
*GPE-063-300	5/8	0.98	300	300	0.31	---
GPE-075-300	3/4	1.16	300	300	0.44	---
*GPE-100-300	1	1.42	300	300	0.59	---

Standard Length: 300'

Recommended Couplings: High Pressure, Short shank, universal, or Combination nipples all other sizes. All coupling recommendations are to be used as guidelines and are derived from past user preference. In some cases the preferred coupling is of a lesser pressure rating than the hose. Never exceed the working pressure of the lowest rated component in the assembly.

**PREMIUM GENERAL PURPOSE NON CONDUCTIVE WITH REEL**

APPLICATION: Air, water, agricultural spray solutions, and other dilute chemicals Excellent resistance to heat and weathering Also resists animal fats, vegetable oils.

COVER: Red, Oil, Grease, Weather & Abrasion resistant nitrile

REINFORCEMENT: Multiple layers of synthetic yarn TUBE: Synthetic oil mist resistant EPDM synthetic rubber

TEMPERATURE: -30C to +93C (-20F to +200F)

PART #	NOM. ID"	NOM. OD"	PSI	STD PACK	WEIGHT#	LIST PRICE
PREMR-038-300	3/8	0.67	300	300	0.17	---
PREMR-050-300	1/2	0.79	300	300	0.21	---
PREMR-075-300	3/4	1.14	300	300	0.39	---
PREMR-100-300	1	1.42	300	300	0.51	---
PREM-125-250	1-1/4	1.77	300	200	0.70	---

Standard Length: 1/4"- 1" 50'/100'/300'. 1-1/4" - 2" 50'/100'.

Recommended Couplings: High Pressure 1" to 1-1/2" for air service if the working pressure exceeds 150 psi. High Pressure, Short shank, universal, or Combination nipples all other sizes. Crimplok universals. All coupling recommendations are to be used as guidelines and are derived from past user preference. In some cases the preferred coupling is of a lesser pressure rating than the hose. Never exceed the working pressure of the lowest rated component in the assembly.

# AIR & GENERAL PURPOSE HOSE

## HOSE ACCESSORIES

### PUSH-ON BLACK



APPLICATION: Transmission of most petroleum-based hydraulic fluids, mineral oil, diesel fuel, engine coolant solutions, agricultural sprays and a wide range of chemical solutions. Also suitable for air and water service

COVER: Black, oil, weather and abrasion resistant Neoprene.

REINFORCEMENT: Multiple layers of polyester yarns.

TUBE: Black oil resistant nitrile rubber.

TEMPERATURE: -32C to +80C (-25F to +180F)

PART #	NOM. ID"	NOM. OD"	PSI	STD PACK	WEIGHT#	LIST PRICE
PON-025-B	1/4	0.50	250	700'	0.10	---
PON-038-B	3/8	0.63	250	700'	0.14	---
PON-050-B	1/2	0.75	250	700'	0.17	---
PON-063-B	5/8	0.91	250	700'	0.19	---
PON-075-B	3/4	1.03	250	700'	0.19	---

Standard Length: Supplied on reels

Recommended Couplings: Push-on

### MARINE EXHAUST HARDWALL



APPLICATION: Marine exhaust applications, and other general applications where non-standard sizes are specified. Meets SAEJ 2006 R1

COVER: Black heat and weather resistant synthetic rubber with blue identification stripe.

REINFORCEMENT: High tensile wire helix embedded between layers of textile cords.

TUBE: Black heat resistant rubber specially compounded for wet marine exhaust service.

TEMPERATURE: -40C to +100C (-40F to +212F)

PART #	NOM. ID"	NOM. OD"	STD PACK	WEIGHT#	LIST PRICE
MXH-238	2-3/8	2.68	100'	1.98	---
MXH-250	2-1/2	2.81	100'	1.82	---
MXH-300	3	3.54	100'	2.12	---
MXH-350	3-1/2	4.09	100'	2.77	---
MXH-400	4	4.57	100'	3.22	---
MXH-500	5	5.55	100'	3.59	---

Standard Length: not on reels

Recommended Couplings: Push-on



**MATERIAL HANDLING****HOSE ACCESSORIES****FUEL LINE**

APPLICATION:Fuel and vapour emission lines, meets SAE 30R7 specification and is USCG Type B and BIA approved.

COVER:Black heat and fuel resistant Hypalon.

REINFORCEMENT:Two layers of synthetic yarns.

TUBE:Black fuel resistant nitrile rubber.

TEMPERATURE:-40C to +120C(-40F to +250F)

PART #	NOM. ID"	NOM. OD"	PSI	STD PACK	WEIGHT#	LIST PRICE
FUEL-025	1/4	0.49	50	300'	0.10	---
FUEL-031	5/16	0.58	50	300'	0.13	---
FUEL-038	3/8	0.63	50	300'	0.13	---

Cut Lengths: Plus 5%

Standard Length: 300' coils:

Recommended Couplings: Barbed short shank, combination nipples.

**ARI SUCTION**

APPLICATION:Used in a variety of material handling application where a good resistance to abrasion is required, such as transfer of sands, plastic pellets, gravel, wood chips, slurries and fly ash. Cover is a specially formulated static dissipative compound with low temperature flexibility.

COVER:Black HMW PVC

REINFORCEMENT:Anti shock rigid pvc helix

TUBE:Polyurethane

TEMPERATURE:-40C to +65C(-40F to +150F)

PART #	NOM. ID"	NOM. OD"	VACUUM	PSI	BEND RADIUS"	STD PACK	WEIGHT#	LIST PRICE
ARI-300	3	3.65	29	40	4.00	100'	1.18	---
ARI-400	4	4.76	29	35	6.00	100'	1.95	---
ARI-600	6	6.80	28	30	12.00	100'	3.51	---

Standard Length: 100'

Safety Info: Suction and pressure ratings are based on a temperature of 20C (68F), reduce ratings by 50% at maximum working temperature. This hose has no fabric reinforcement and normally should not be used under pressure for service at temperatures above 25C (75F).

Recommended Couplings: Cam and groove



# MATERIAL HANDLING

## HOSE ACCESSORIES

### BULKMASTER SOFTWALL



APPLICATION: Dry bulk discharge including limestone, ground silica, chalk, dry cement, fertilizer etc. May also be used for wet abrasive applications.

COVER: Black abrasion and weather resistant synthetic rubber.

REINFORCEMENT: Multiple layers of high tensile synthetic cords.

TUBE: Black abrasion resistant ant-static natural rubber in 1/8", 3/16" and 1/4"

TEMPERATURE: -30C to +80C (-25F to +180F)

PART #	NOM. ID"	NOM. OD"	PSI	STD PACK	WEIGHT#	LIST PRICE
BSB-400-187	4	4.64	75	100'	2.33	---
BSB-400-250	4	4.72	75	100'	2.65	---
BSB-450-125	4-1/2	5.00	75	100'	2.09	---
BSB-500-187	5	5.63	75	100'	2.75	---
BSB-500-250	5	5.79	75	100'	3.50	---
BSB-600-250	6	6.81	75	100'	4.29	---

Standard Length: 100'

Product Info: Longer lengths available, check for price and availability

Recommended Couplings: Cam and groove. All coupling recommendations are to be used as guidelines and are derived from past user preference. In some cases the preferred coupling is of a lesser pressure rating than the hose. Never exceed the working pressure of the lowest rated component in the assembly.

### INDUSTRIAL VACUUM HEAVY DUTY LENGTHS



APPLICATION: For handling abrasive dust from wood, metal, rock, marble and concrete grinding machines under vacuum.

COVER: Black abrasion resistant rubber, corrugated for flexibility.

REINFORCEMENT: A high tensile steel helix embedded between layers of textile cords.

TUBE: 1/4" or 1/8" red Pure Gum abrasion resistant rubber standard.

TEMPERATURE: -30C to +80C (-25F to +180F)

PART #	ASSEMBLY DESCRIPTION	NOM. OD"	VACUUM	PSI	BEND RADIUS"	WEIGHT#	LIST PRICE
IVB-800-250RPG2	8"x25' H.D.IND VAC. 1/4" Red w/cuffs	9.01	28	50	30.00	190.00	---
IVB-800-250RPG3	8"x32' H.D.IND VAC. 1/4" Red w/cuffs	9.01	28	50	30.00	243.80	---
IVB-800-250RPG7	8"x70' H.D.IND VAC. 1/4" Red Tube	9.01	28	50	30.00	716.10	----

**MATERIAL HANDLING****HOSE ACCESSORIES****SANDBLAST**

**APPLICATION:**For conducting sand, steel shot, and other abrasives for blast cleaning.

**COVER:**Black static conductive synthetic rubber.

**REINFORCEMENT:**Two (SBB) or Four (SBB4) layers of synthetic textile cords.

**TUBE:**Thick black static conductive abrasion resistant natural rubber.


**TEMPERATURE:**-35C to +80C(-30F to +180F)

PART #	NOM. ID"	NOM. OD"	PSI	STD PACK	WEIGHT#	LIST PRICE
SBB-075-100	3/4	1.50	150	100'	0.68	---
SBB-075-50	3/4	1.50	150	50'	0.68	---
SBB-125-100S	1-1/4	2.16	150	100'	1.22	---
SBB-125-50S	1-1/4	2.16	150	50'	1.22	---
SBB-150-50	1-1/2	2.36	150	50'	1.36	---
SBB-300	3	3.98	150	100'	2.57	---

Standard Length: 50'/100'

Product Info: Longer lengths available up to 200'. Surcharges may apply

Recommended Couplings: Sandblast

**EPDM WATER SUCTION**

**APPLICATION:**For use in liquid waste suction application. Also for use with liquid or dry chemical suction applications or general industrial use where high working pressures are not required.

**COVER:**Green Polyethylene helix and specially formulated rubber.

**REINFORCEMENT:**Rigid green Polyethylene helix.

**TUBE:**Smooth specially formulated rubber

**TEMPERATURE:**-40C to +60C(-40F to +140F)

PART #	NOM. ID"	NOM. OD"	VACUUM	PSI	BEND RADIUS"	STD PACK	WEIGHT#	LIST PRICE
EPDM-150	1-1/2	1.85	29	50	3.50	100'	0.40	---
EPDM-200	2	2.44	29	50	5.50	100'	0.67	---
EPDM-300	3	3.52	29	42	7.50	100'	1.10	---
EPDM-400	4	4.61	29	38	12.00	100'	1.84	---

Standard Length: 100'

Recommended Couplings: Cam and groove or short shank, Crimplok camd and groove, Crimplok combination nipple. All coupling recommendations are to be used as guidelines and are derived from past user preference. In some cases the preferred coupling is of a lesser pressure rating than the hose. Never exceed the working pressure of the lowest rated component in the assembly.

# PETROLEUM STEAM & CHEMICAL HOSE

## HOSE ACCESSORIES

### FLEXLITE UHMW



**APPLICATION:**The (UHMW) Ultra High Molecular Weight polyethylene tube makes this one of the most versatile types of hose available to the chemical industry today. It will handle 94% of common chemical and petroleum products in both suction and discharge applications. This hose is very flexible due to its corrugated cover and low temperature characteristics. This hose can also be used in dry food applications due to its FDA Compliant tube.

**COVER:**Green corrugated chemical resistant EPDM rubber

**REINFORCEMENT:**High tensile wire helix embedded between layers of textile cords.

**TUBE:**Smooth chemical resistant (UHMW) Ultra High Molecular Weight polyethylene FDA Compliant tube

**TEMPERATURE:**-40C to +100C(-40F to +212F) Can be open end steam cleaned to 120C or 248F for 30 minutes

PART #	NOM. ID"	NOM. OD"	VACUUM	PSI	BEND RADIUS"	STD PACK	WEIGHT#	LIST PRICE
FLX-075	3/4	1.22	29	200	2.00	100'	0.40	---
FLX-100	1	1.46	29	200	2.50	100'	0.47	---
FLX-150	1-1/2	2.01	29	200	3.75	100'	0.80	---
FLX-200	2	2.52	29	200	5.00	100'	1.00	---
FLX-300	3	3.58	29	200	7.50	100'	1.74	---
FLX-400	4	4.64	29	150	10.00	100'	2.48	---

Standard Length: 100'

Recommended Couplings: Cam and groove, combination nipple. Crimplok cam and groove, Crimplok combination nipple.

All coupling recommendations are to be used as guidelines and are derived from past user preference. In some cases the preferred coupling is of a lesser pressure rating than the hose.

### FLEXLITE CORRUGATED



**APPLICATION:**The (UHMW) Ultra High Molecular Weight polyethylene tube makes this one of the most versatile types of hose available to the chemical industry today. It will handle 94% of common chemical and petroleum products in both suction and discharge applications. This hose is very flexible due to its corrugated cover and low temperature characteristics. This hose can also be used in dry food applications due to its FDA Compliant tube.

**COVER:**Green chemical resistant EPDM rubber

**REINFORCEMENT:**High tensile wire helix embedded between layers of textile cords.

**TUBE:**Smooth chemical resistant (UHMW) Ultra High Molecular Weight polyethylene FDA Compliant tube

**TEMPERATURE:**-40C to +100C(-40F to +212F) Can be open end steam cleaned to 120C or 248F for 30 minutes

PART #	NOM. ID"	NOM. OD"	VACUUM	PSI	BEND RADIUS"	STD PACK	WEIGHT#	LIST PRICE
FLXS-100	1	1.46	29	200	4.00	100'	0.62	---
FLXS-200	2	2.60	29	200	6.00	100'	1.14	---
FLXS-300	3	3.62	29	200	8.00	100'	2.26	---
FLXS-400	4	4.65	29	200	12.00	100'	3.25	---

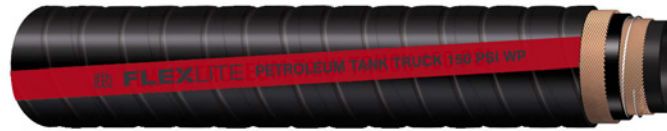
Standard Length: 100'

Recommended Couplings: Cam and groove, combination nipple. Crimplok cam and groove, Crimplok combination nipple.

All coupling recommendations are to be used as guidelines and are derived from past user preference. In some cases the preferred coupling is of a lesser pressure rating than the hose. Never exceed the working pressure of the lowest rated component in the assembly.

**PETROLEUM STEAM AND CHEMICAL HOSE**

## HOSE ACCESSORIES

**FLEXLITE PETROLEUM TANK 150**

**APPLICATION:**An all purpose lightweight and flexible petroleum suction and discharge hose for use with gasoline, kerosene, diesel, oil suspensions and emulsions. May also be used as hydraulic suction and return line.

**COVER:**Black corrugated, abrasion, gasoline and oil resistant synthetic rubber with green stripe.

**REINFORCEMENT:**High tensile wire helix embedded between layers of textile cords.

**TUBE:**Black nitrile rubber for maximum oil resistance.

**TEMPERATURE:**-40C to +93C(-40F to +200F)

PART #	NOM. ID"	NOM. OD"	VACUUM	PSI	BEND RADIUS"	STD PACK	WEIGHT#	LIST PRICE
TTD150-200	2	2.53	29	150	4.00	100'	1.44	---
TTD150-300	3	3.62	29	150	6.00	100'	2.48	---
TTD150-400	4	4.72	29	150	9.00	100'	3.63	---

Standard Length: 100'

Product Info: Longer lengths available on request. Please check for availability and pricing

Recommended Couplings: Cam and groove, combination nipple. Crimplok cam and groove, Crimplok combination nipple.

All coupling recommendations are to be used as guidelines and are derived from past user preference. In some cases the preferred coupling is of a lesser pressure rating than the hose. Never exceed the working pressure of the lowest rated component in the assembly.

**TANK TRUCK 150**

**APPLICATION:** An all purpose petroleum suction and discharge hose for use with gasoline, kerosene, diesel, oil suspensions and emulsions. May also be used as hydraulic suction and return line.

**COVER:**Black, abrasion, gasoline and oil resistant synthetic rubber with red stripe and pressure.

**REINFORCEMENT:**High tensile wire helix embedded between layers of textile cords.

**TUBE:**Black nitrile rubber for maximum oil resistance.

**TEMPERATURE:**-35C to +93C(-30F to +200F)

PART #	NOM. ID"	NOM. OD"	VACUUM	PSI	BEND RADIUS"	STD PACK	WEIGHT#	LIST PRICE
TLBS150-100	1	1.42	29	150	3.00	100	0.57	---
TLBS150-150	1-1/2	1.93	29	150	4.00	100	0.81	---
TLBS150-200	2	2.52	29	150	4.50	100	1.38	---
TLBS150-300	3	3.54	29	150	7.00	100	2.19	---
TLBS150-400	4	4.68	29	150	10.00	100	3.56	---
TLBS150-600	6	6.89	29	150	21.00	100	6.65	---

Standard Length: 100'

Recommended Couplings: Cam and groove, combination nipple. Crimplok cam and groove, Crimplok combination nipple.

All coupling recommendations are to be used as guidelines and are derived from past user preference. In some cases the preferred coupling is of a lesser pressure rating than the hose. Never exceed the working pressure of the lowest rated component in the assembly.

# PETROLEUM STEAM & CHEMICAL HOSE

## HOSE ACCESSORIES

### TANK TRUCK



APPLICATION: An all purpose petroleum suction and discharge hose for use with gasoline, kerosene, diesel, oil suspensions and emulsions. May also be used as hydraulic suction and return line.

COVER: Black, abrasion, gasoline and oil resistant synthetic rubber with blue stripe and pressure

REINFORCEMENT: High tensile wire helix embedded between layers of textile cords.

TUBE: Black nitrile rubber for maximum oil resistance.

TEMPERATURE: -35C to +93C (-30F to +200F)

PART #	NOM. ID"	NOM. OD"	VACUUM	PSI	BEND RADIUS"	STD PACK	WEIGHT#	LIST PRICE
TLB-075	3/4	1.14	29	150	3.00	100'	0.43	---
TLB-100	1	1.42	29	150	3.00	100'	0.57	---
TLB-125	1-1/4	1.65	29	150	3.50	100'	0.62	---
TLB-150	1-1/2	1.93	29	150	4.00	100'	0.81	---
TLB-200	2	2.52	29	150	4.50	100'	1.38	---
TLB-250	2-1/2	2.99	29	150	4.75	100'	1.72	---
TLB-400	4	4	29	150	10.00	100'	3.56	---
TLB-600	6	6	29	150	21.00	100'	6.65	----

### OIL VACUUM - SMOOTH



APPLICATION: An all purpose petroleum suction and discharge hose for use with gasoline, kerosene, diesel, oil suspensions and emulsions. May also be used as hydraulic suction and return line.

COVER: Black, abrasion, gasoline and oil resistant synthetic rubber with red stripe and pressure.

REINFORCEMENT: High tensile wire helix embedded between layers of textile cords.

TUBE: Black nitrile rubber for maximum oil resistance.

TEMPERATURE: -35C to +93C (-30F to +200F)

PART #	NOM. ID"	NOM. OD"	VACUUM	PSI	BEND RADIUS"	STD PACK	WEIGHT#	LIST PRICE
OILVS-150	1-1/2	1.89	29	150	4.00	100	0.75	---
OILVS-200	2	2.43	29	150	4.50	100	1.07	---
OILVS-300	3	3.47	29	150	7.00	100	1.78	---
OILVS-400	4	4.52	29	150	10.00	100	2.58	---
OILVS-600	6	6.60	29	150	21.00	100	5.50	----

Standard Length: 100'

Recommended Couplings: Cam and groove, combination nipple. Crimplok cam and groove, Crimplok combination nipple. All coupling recommendations are to be used as guidelines and are derived from past user preference. In some cases the preferred coupling is of a lesser pressure rating than the hose. Never exceed the working pressure of the lowest rated component in the assembly.

**PETROLEUM STEAM AND CHEMICAL HOSE**

## HOSE ACCESSORIES

**TANK TRUCK 300**

**APPLICATION:**An all purpose petroleum suction and discharge hose for use with gasoline, kerosene, diesel, oil suspensions and emulsions up to 300 PSI. May also be used as hydraulic suction and return line.

**COVER:**Black, abrasion, gasoline and oil resistant synthetic rubber with red stripe and pressure

**REINFORCEMENT:**High tensile wire helix embedded between layers of textile cords.

**TUBE:**Black nitrile rubber for maximum oil resistance.

**TEMPERATURE:**-35C to +93C(-30F to +200F)

PART #	NOM. ID"	NOM. OD"	VACUUM	PSI	BEND RADIUS"	STD PACK	WEIGHT#	LIST PRICE
TLBS300-200	2	2.62	29	300	5.00	100'	1.43	---
TLBS300-300	3	3.67	29	300	7.00	100'	2.20	---
TLBS300-400	4	4.71	29	300	10.00	100'	3.63	---
TLBS300-600	6	6.91	29	300	21.00	100'	6.90	---

Standard Length: 100'

Recommended Couplings: Cam and groove, combination nipple. Crimplok cam and groove, Crimplok combination nipple. All coupling recommendations are to be used as guidelines and are derived from past user preference. In some cases the preferred coupling is of a lesser pressure rating than the hose. Never exceed the working pressure of the lowest rated component in the assembly.

**OIL VACUUM CORRUGATED**

**APPLICATION:**Designed for transferring petroleum waste, sediments, sludge, diluted mild chemicals, brine and water in oil field tank and waste pit recovery applications, not suitable for refined petroleum products or high concentrations of chemicals

**COVER:**Black, corrugated abrasion oil resistant synthetic rubber with blue stripe and pressure

**REINFORCEMENT:**High tensile wire helix embedded between layers of textile cords.

**TUBE:**Black synthetic rubber for maximum oil resistance.

**TEMPERATURE:**-35C to +93C(-30F to +200F)

PART #	NOM. ID"	NOM. OD"	VACUUM	PSI	BEND RADIUS"	STD PACK	WEIGHT#	LIST PRICE
OILVC-200	2	2.44	29	150	4.00	100'	0.89	---
OILVC-300	3	3.46	29	150	6.00	100'	1.42	---
OILVC-400	4	4.52	29	150	9.00	100'	2.44	---

Standard Length: 100'

Recommended Couplings: Cam and groove, combination nipple. Crimplok cam and groove, Crimplok combination nipple. All coupling recommendations are to be used as guidelines and are derived from past user preference. In some cases the preferred coupling is of a lesser pressure rating than the hose. Never exceed the working pressure of the lowest rated component in the assembly.

# PETROLEUM STEAM AND CHEMICAL HOSE

## HOSE ACCESSORIES

### FRACLINE 400



APPLICATION: For handling a wide range of petroleum products, including gasoline, as well as a number of chemical solutions. Specifically designed for use in Frac service.

COVER: Black, heat, oil and weather resistant Neoprene.

REINFORCEMENT: Multiple layers of synthetic textile cords, with static wire.

TUBE: Black, heat and oil resistant synthetic rubber.

TEMPERATURE: -35C to +88C (-30F to +190F)

PART #	NOM. ID"	NOM. OD"	PSI	STD PACK	WEIGHT#	LIST PRICE
FRAC400-300	3	3.65	400	100'	1.80	---
FRAC400-400	4	4.80	400	100'	2.81	---
FRAC400-600	6	6.80	400	100'	5.20	---

Standard Length: 100'

Recommended Couplings: Crimplok combination nipple. All coupling recommendations are to be used as guidelines and are derived from past user preference. In some cases the preferred coupling is of a lesser pressure rating than the hose. Never exceed the working pressure of the lowest rated component in the assembly.

### PETROLEUM DISCHARGE



APPLICATION: For handling a wide range of petroleum products, including gasoline, as well as a number of chemical solutions.

COVER: Red, heat, oil and weather resistant Neoprene.

REINFORCEMENT: Multiple layers of synthetic textile cords, with static wire.

TUBE: Black, heat and oil resistant synthetic rubber.

TEMPERATURE: -35C to +88C (-30F to +190F)

PART #	NOM. ID"	NOM. OD"	PSI	STD PACK	WEIGHT#	LIST PRICE
PDR-125	1-1/4	1.69	150	100'	0.58	---
PDR-150	1-1/2	1.97	150	100'	0.78	---
PDR-300	3	3.50	150	100'	1.64	---
PDR-400	4	4.57	150	100'	2.46	---
PDR-600	6	6.72	150	100'	3.89	---

Standard Length: 50'/100'

Recommended Couplings: Cam and groove, combination nipple. Crimplok cam and groove, Crimplok combination nipple. All coupling recommendations are to be used as guidelines and are derived from past user preference.

# PETROLEUM STEAM AND CHEMICAL HOSE

## HOSE ACCESSORIES

### PETROLEUM DISCHARGE 250



**APPLICATION:**For handling a wide range of petroleum products, including gasoline, as well as a number of chemical solutions. Specifically designed for use in Frac service.

**COVER:**Black, heat, oil and weather resistant Neoprene.

**REINFORCEMENT:**Multiple layers of synthetic textile cords, with static wire.

**TUBE:**Black, heat and oil resistant synthetic rubber.

**TEMPERATURE:**-35C to +88C(-30F to +190F)

PART #	NOM. ID"	NOM. OD"	PSI	STD PACK	WEIGHT#	LIST PRICE
PDB250-200	2	2.50	250	100'	1.14	---
PDB250-300	3	3.54	250	100'	1.80	---
PDB250-400	4	4.64	250	100'	2.81	---
PDB250-600	6	6.69	250	100'	5.20	---

Standard Length: 50'/100'

Recommended Couplings: Cam and groove, combination nipple. Crimplok cam and groove, Crimplok combination nipple. All coupling recommendations are to be used as guidelines and are derived from past user preference. In some cases the preferred coupling is of a lesser pressure rating than the hose. Never exceed the working pressure of the lowest rated component in the assembly.

### HOT TAR AND ASPHALT



**APPLICATION:**Specially designed for conveying hot tar and asphalt at temperatures up to 160 C (350 F).

**COVER:**Black Neoprene synthetic rubber.

**REINFORCEMENT:**High tensile wire helix embedded between multiple layers of heat resistant synthetic yarns

**TUBE:**Specially compounded heat resistant synthetic rubber compound.

**TEMPERATURE:**up to +177C(350F)

PART #	NOM. ID"	NOM. OD"	PSI	STD PACK	WEIGHT#	LIST PRICE
HTA-300	3	3.77	150	100'	2.94	---
HTA-400	4	4.85	150	100'	4.20	---

Standard Length: 100'

Recommended Couplings: Cam and Grove, combination nipple. Crimplok cam and groove, Crimplok nipple. All coupling recommendations are to be used as guidelines and are derived from past user preference. In some cases the preferred coupling is of a lesser pressure rating than the hose. Never exceed the working pressure of the lowest rated component in the assembly.



# PETROLEUM STEAM AND CHEMICAL HOSE

## HOSE ACCESSORIES

### STEAM 250 BLACK



APPLICATION: An extremely flexible hose for use with saturated steam at pressures to 250 PSI .  
COVER: Black abrasion and heat resistant EPDM rubber, with embossed brand and pressure.  
REINFORCEMENT: Multiple layers of high tensile steel cords.  
TUBE: Black heat resistant EPDM synthetic rubber.  
TEMPERATURE: -40C to +210C (-40F to +406F)

PART #	NOM. ID"	NOM. OD"	PSI	STD PACK	WEIGHT#	LIST PRICE
ST250B-075-50	3/4	1.26	250	50'	0.48	---
ST250B-100-50	1	1.50	250	50'	0.60	---
ST250B-150-50	1-1/2	2.13	250	50'	1.10	---
ST250B-200-50	2	2.64	250	50'	1.48	---

Standard Length: 50'  
Recommended Couplings: High Pressure with interlocking clamps

### STEAM 250




APPLICATION: An extremely flexible hose for use with saturated steam at pressures to 250 PSI .  
COVER: Red abrasion and heat resistant EPDM rubber, with embossed brand and pressure.  
REINFORCEMENT: Multiple layers of high tensile steel cords.  
TUBE: Black heat resistant EPDM synthetic rubber.  
TEMPERATURE: -40C to +210C (-40F to +406F)

PART #	NOM. ID"	NOM. OD"	PSI	STD PACK	WEIGHT#	LIST PRICE
ST250-075-50	3/4	1.26	250	50'	0.48	---
ST250-075-100	3/4	1.26	250	100'	0.48	---
ST250-100-50	1	1.50	250	50'	0.60	---
ST250-100-100	1	1.50	250	100'	0.60	---
ST250-200-50	2	2	250	50'	1.48	---
ST250-200-100	2	2	250	100'	1.48	---
ST250-300	3	3	250	100'	3.40	---

Standard Length: 50'/100'  
Product Info: Longer lengths available on request. Please check for availability and pricing  
Recommended Couplings: High Pressure with interlocking clamps

**WATER SUCTION & DISCHARGE HOSE**

## HOSE ACCESSORIES

**BLUE LAYFLAT**

APPLICATION: A light duty layflat hose for portable pump and irrigation use.

COVER: Blue PVC impregnation. REINFORCEMENT: Woven high tensile synthetic yarns. TUBE: Blue PVC impregnation.

TEMPERATURE: -10C to +55C (15F to +130F)

PART #	NOM. ID"	NOM.OD"	PSI	STD PACK	WEIGHT#	LIST PRICE
BLAY-100	1	1.11	150	300	0.13	---
BLAY-125	1-1/4	1.37	130	300	0.15	---
BLAY-150	1-1/2	1.63	70	300	0.15	---
*BLAY-200	2	2.13	65	300	0.20	---
BLAY-250	2-1/2	2.63	65	300	0.27	---
*BLAY-300	3	3.13	60	300	0.33	---
*BLAY-400	4	4.14	60	300	0.46	---
*BLAY-600	6	6.15	35	300	0.78	---

Standard Length: Multiples of 50' up to 300' maximum

Product Info: Please specify length required when ordering, i.e. 50', 100'

Safety Info: Reduce pressures by 50% at maximum working temperature

Recommended Couplings: Cam and groove or short shank

**BLUE LAYFLAT ASSEMBLY**

PART #	ASSEMBLY DESCRIPTION	WEIGHT#	LIST PRICE
BLAY-150-CASS	1-1/2" X 50' BLUE LAYFLAT +C/E CAMLOCK	7.00	---
BLAY-200-CASS	2" X 50' BLUE LAYFLAT +C/E CAMLOCK	12.20	---
*BLAY-300-CASS	3" X 50' BLUE LAYFLAT +C/E CAMLOCK	20.63	---
*BLAY-400-CASS	4" X 50' BLUE LAYFLAT +C/E CAMLOCK	29.49	---
BLAY-600-CASS	6" X 50' BLUE LAYFLAT +C/E CAMLOCK	51.08	---

# WATER SUCTION & DISCHARGE HOSE

## HOSE ACCESSORIES

### BROWN LAYFLAT - HEAVY DUTY



APPLICATION: Heavy duty layflat hose for portable pump and irrigation use.

COVER: Brown PVC impregnation.

REINFORCEMENT: Woven high tensile synthetic yarns.

TUBE: Brown heavy PVC impregnation.


TEMPERATURE: -10C to +60C (15F to +140F)

PART #	NOM. ID"	NOM.OD"	PSI	STD PACK	WEIGHT#	LIST PRICE
BRLAYHD-200	2	2.15	150	300'	0.26	---
BRLAYHD-300	3	3.19	150	300'	0.52	---
BRLAYHD-400	4	4.27	135	300'	0.74	---
BRLAYHD-600	6	6.26	115	300'	1.21	---



**WATER SUCTION & DISCHARGE HOSE**

## HOSE ACCESSORIES

**DURAFLEX - RUBBER LAYFLAT**

**APPLICATION:** Specifically manufactured to compete with OROFLEX imitation hose. This is a lightweight high pressure, extremely strong hose for general water discharge service. Ideal for rental service where long life and competitive pricing is paramount. Its compact characteristics make this an ideal hose for use with portable pumps. Especially suited for pumping oily contaminated water. **COVER:** Black abrasion, weather and oil resistant nitrile rubber. **REINFORCEMENT:** Circular woven synthetic yarns.

**TUBE:** Black abrasion and oil resistant nitrile rubber.

**TEMPERATURE:** -20C to +80C (0F to +180F)

PART #	NOM. ID"	NOM. OD"	PSI	STD PACK	WEIGHT#	LIST PRICE
DURFL-200	2	2.18	200	300	0.31	---
*DURFL-300	3	3.22	175	300	0.59	---
*DURFL-400	4	4.24	150	300	0.65	---
*DURFL-600	6	6.26	150	300	1.10	---

Standard Length: 50'/100'

Product Info: 200 Lengths Will Be Shipped Unless Otherwise Specified On Duraflex

Recommended Couplings: Cam and groove, combination nipples or short shank. All coupling recommendations are to be used as guidelines and are derived from past user preference. In some cases, the preferred coupling is of a lesser pressure rating than the hose. Never exceed the working pressure of the lowest rated component in the assembly.

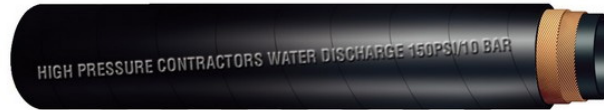
**DURAFLEX - RUBBER LAYFLAT ASSEMBLY**

PART #	ASSEMBLY DESCRIPTION	WEIGHT#	LIST PRICE
DURFL-200-CCASSP	2"x50' DURAFLEX + C/E CAMLOCK	14.20	---
DURFL-300-CCASSP	3"x50' DURAFLEX + C/E CAMLOCK	21.63	---
DURFL-400-CCASSP	4" x 50' DURAFLEX + C/E CAMLOCK	28.99	----
DURFL-400-CASSP	4"x50' DURAFLEX + C/E CAMLOCK	28.99	---
DURFL-600-CASSP	6"x50' DURAFLEX + C/E CAMLOCK	51.67	----

# WATER SUCTION & DISCHARGE HOSE

## HOSE ACCESSORIES

### HIGH PRESSURE CONTRACTORS WATER DISCHARGE



**APPLICATION:**For use on construction sites and general water service. High pressure allows pumping against greater vertical heads

**COVER:**Black abrasion and weather resistant synthetic rubber, with embossed brand and pressure.

**REINFORCEMENT:**Multiple layers of synthetic yarn.

**TUBE:**Black synthetic rubber compounded for water service.

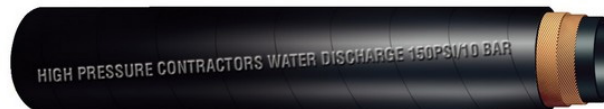
**TEMPERATURE:**-35C to +80C(-30F to +180F)

PART #	NOM. ID"	NOM. OD"	PSI	STD PACK	WEIGHT#	LIST PRICE
HPCWB-150	1-1/2	1.77	150	100'	0.49	---
HPCWB-200	2	2.28	150	100'	0.48	---
HPCWB-300	3	3.35	150	100'	1.08	---
HPCWB-400	4	4.37	150	100'	1.38	---
HPCWB-600	6	6.46	150	100'	2.62	---

Standard Length: 50'/100'

Recommended Couplings: Cam and groove, combination nipples or short shank. Crimplok cam and groove, Crimplok nipple. All coupling recommendations are to be used as guidelines and are derived from past user preference. In some cases the preferred coupling is of a lesser pressure rating than the hose. Never exceed the working pressure of the lowest rated component in the assembly.

### HIGH PRESSURE WATER DISCHARGE 250



**APPLICATION:**For use on construction sites and general water service. High pressure allows pumping against greater vertical heads

**COVER:**Black abrasion and weather resistant synthetic rubber, with embossed brand and pressure.

**REINFORCEMENT:**Multiple layers of synthetic yarn.

**TUBE:**Black synthetic rubber compounded for water service.

**TEMPERATURE:**-35C to +80C(-30F to +180F)


PART #	NOM. ID"	NOM. OD"	PSI	STD PACK	WEIGHT#	LIST PRICE
HPCWB200-150	1-1/2			100'		---
HPCWB250-200	2	2.40	250	100'	1.15	---
HPCWB250-300	3	3.46	250	100'	1.60	---
HPCWB200-400	4	4.48	200	100'	2.15	---

Standard Length: 100'

Recommended Couplings: Cam and groove, combination nipples or short shank. Crimplok cam and groove, Crimplok combination nipple. All coupling recommendations are to be used as guidelines and are derived from past user preference. In some cases the preferred coupling is of a lesser pressure rating than the hose. Never exceed the working pressure of the lowest rated component in the assembly.

**WATER SUCTION & DISCHARGE HOSE**

## HOSE ACCESSORIES

**SATURN GREEN PVC WATER S&D**

**APPLICATION:**An economical, flexible hose for construction pumps, septic tank & marine pump-out service. Resistant to some chemicals, mild acids & alkalis. Consult us for recommendations.

**COVER:**Clear abrasion and weather resistant PVC.

**REINFORCEMENT:**Green PVC helix.

**TUBE:**Smooth clear PVC.

**TEMPERATURE:**-20C to +65C(-5F to +150F)

PART #	NOM. ID"	NOM. OD"	VACUUM	PSI	BEND RADIUS"	STD PACK	WEIGHT#	LIST PRICE
SATG-075	3/4	0.95	29	90	2.00	100	0.16	---
*SATG-100	1	1.24	29	85	3.00	100	0.26	---
*SATG-125	1-1/4	1.54	29	80	4.00	100	0.34	---
*SATG-150	1-1/2	1.81	29	70	6.00	100	0.44	---
*SATG-200	2	2.29	29	65	5.00	100	0.57	---
SATG-250	2-1/2	2.85	29	60	6.00	100	0.87	---
*SATG-300	3	3.43	29	60	12.00	100	1.21	---
SATG-400	4	4.45	29	50	10.00	100	1.78	----

Standard Length: 100'

Safety Info: Reduce pressures by 50% at maximum working temperature

Recommended Couplings: Cam and groove, combination nipple or short shank. Crimplok cam and groove, Crimplok nipple. All coupling recommendations are to be used as guidelines and are derived from past user preference. In some cases the preferred coupling is of a lesser pressure rating than the hose. Never exceed the working pressure of the lowest rated component in the assembly.

**SATURN OLIVE GREEN PVC WATER S&D**

**APPLICATION:**An economical, flexible hose for construction pumps, septic tank & marine pump-out service. Resistant to some chemicals, mild acids & alkalis. Consult us for recommendations.

**COVER:**Green abrasion and weather resistant PVC.

**REINFORCEMENT:**Green PVC helix

**TUBE:**Smooth green PVC

**TEMPERATURE:**-20C to +65C(-5F to +150F)

PART #	NOM. ID"	NOM. OD"	VACUUM	BEND RADIUS"	STD PACK	WEIGHT#	LIST PRICE
*SATO-200	2	2.34	29	5.00	100	0.66	---
*SATO-300	3	3.46	29	12.00	100	1.24	---
SATO-400	4	4.49	29	10.00	100	1.85	----

Standard Length: 100'


Safety Info: Suction and Pressure ratings are based on a temperature of 20C (68F), reduce by 50% at maximum working temperature

Recommended Couplings: Cam and groove, combination nipple or short shank. Crimplok cam and groove, Crimplok nipple. All coupling recommendations are to be used as guidelines and are derived from past user preference. In some cases the preferred coupling is of a lesser pressure rating than the hose. Never exceed the working pressure of the lowest rated component in the assembly.

# WATER SUCTION & DISCHARGE HOSE

## HOSE ACCESSORIES

### SATURN PVC WATER S&D



**APPLICATION:**An economical, flexible hose for construction pumps, septic tank & marine pump-out service. Resistant to some chemicals, mild acids & alkalis. Consult us for recommendations. Specially formulated compounds and a slightly corrugated cover allow for increased flexibility at low temperatures.

**COVER:**Clear abrasion and weather resistant extra soft PVC.

**REINFORCEMENT:**Blue PVC helix. SAT-XXX-BLK - Black helix

**TUBE:**Smooth clear extra soft PVC.

**TEMPERATURE:**-40C to +65C(-40F to +150F)

PART #	NOM. ID"	NOM. OD"	VACUUM	PSI	BEND RADIUS"	STD PACK	WEIGHT#	LIST PRICE
SAT-200	2	2.35	26	35	5.00	100'	0.49	---
SAT-300	3	3.42	24	30	7.50	100'	0.81	---
SAT-400	4	4.50	22	25	10.00	100'	1.52	---
SAT-600	6	6.58	22	21	15.00	100'	2.72	----

Standard Length: 100'

**Safety Info:** Suction and Pressure ratings are based on a temperature of 20C (68F), reduce by 50% at maximum working temperature. **Recommended Couplings:** Cam and groove, combination nipple or short shank. Crimplok cam and groove, Crimplok nipple. All coupling recommendations are to be used as guidelines and are derived from past user preference. In some cases the preferred coupling is of a lesser pressure rating than the hose. Never exceed the working pressure of the lowest rated component in the assembly.

### SATURN WHITE PVC WATER SUCTION AND DISCHARGE HOSE



**APPLICATION:**An economical, flexible hose for construction pumps, septic tank & marine pump-out service. Resistant to some chemicals, mild acids & alkalis. Consult us for recommendations.

**COVER:**Clear abrasion and weather resistant PVC.

**REINFORCEMENT:**White PVC helix.

**TUBE:**Smooth clear PVC.

**TEMPERATURE:**-20C to +65C(-5F to +150F)

PART #	NOM. ID"	NOM. OD"	VACUUM	PSI	BEND RADIUS"	STD PACK	WEIGHT#	LIST PRICE
SATW-100	1	1.18	29	85	3.00	100'	0.19	---
SATW-125	1-1/4	1.47	29	80	3.00	100'	0.29	---
SATW-150	1-1/2	1.72	29	70	4.00	100'	0.35	---
SATW-200	2	2.29	29	65	5.00	100'	0.57	---
SATW-300	3	3.35	29	55	8.00	100'	1.03	---
SATW-400	4	4.45	29	50	10.00	100'	1.78	---
SATW-600	6	6.56	29	40	24.00	100'	3.70	----


Standard Length: 100'

**Safety Info:** Suction and Pressure ratings are based on a temperature of 20C (68F), reduce by 50% at maximum working temperature. **Recommended Couplings:** Cam and groove, combination nipple or short shank. Crimplok cam and groove, Crimplok nipple. All coupling recommendations are to be used as guidelines and are derived from past user preference. In some cases the preferred coupling is of a lesser pressure rating than the hose. Never exceed the working pressure of the lowest rated component in the assembly.

# WATER SUCTION & DISCHARGE HOSE

## HOSE ACCESSORIES

### SUPERFLEX PVC SUCTION



**APPLICATION:** Specially designed for use in the installation of pool, spa and hot tubs. Can also be used in a variety of water transfer applications where flexible lines are needed to replace rigid piping.

**COVER:** Blue extra soft low temperature PVC

**REINFORCEMENT:** Anti-shock rigid PVC helix

**TUBE:** Blue Extra Soft Low temperature PVC

**TEMPERATURE:** -20C to +65C (-5F to +150F)

PART #	NOM. ID"	NOM. OD"	VACUUM	PSI	BEND RADIUS"	STD PACK	WEIGHT#	LIST PRICE
SUPER-200	2	2.39	29	70	7.00	100'	0.75	---

Standard Length: 100'

**Product Info:** Our warranty does not cover damage caused by rodents or any insect. Not for underground use in areas infested by termites.

**Safety Info:** Suction and Pressure ratings are based on a temperature of 20C (68F), reduce by 50% at maximum working temperature

Recommended Couplings: SCH40

### RUBBER WATER S&D



**APPLICATION:** A heavy duty wire reinforced rubber suction hose for construction, quarries and general use.

**COVER:** Black smooth abrasion and weather resistant synthetic rubber. **REINFORCEMENT:** High tensile wire helix embedded between layers of textile cords. **TUBE:** Smooth black synthetic rubber.

**TEMPERATURE:** -30C to +80C (-22F to +180F)

PART #	NOM. ID"	NOM. OD"	VACUUM	PSI	BEND RADIUS"	STD PACK	WEIGHT#	LIST PRICE
WSB-125	1-1/4	1.65	29	150	4.00	100	0.77	---
*WSB-150	1-1/2	1.93	29	150	4.00	100	1.00	---
*WSB-200	2	2.48	29	150	5.00	100	1.37	---
*WSB-300	3	3.50	29	150	10.00	100	2.23	---
*WSB-400	4	4.64	29	150	14.00	100	3.73	---
*WSB-600	6	6.66	29	150	30.00	100	5.99	----

Standard Length: 3/4" to 4" - 50'/100' -- 5" and 6" - 20'/100' -- 8" - 20'/60' -- 10" - 40' -- 12" - 20'


Recommended Couplings: Cam and groove, combination nipple or short shank. Crimplok cam and groove, Crimplok nipple. Cam and groove, combination nipple. Crimplok cam and groove, Crimplok combination nipple. All coupling recommendations are to be used as guidelines and are derived from past user preference. In some cases the preferred coupling is of a lesser pressure rating than the hose. Never exceed the working pressure of the lowest rated component in the assembly.



# WATER SUCTION & DISCHARGE HOSE

## HOSE ACCESSORIES

### TEXTILE REINFORCED S&D



APPLICATION: Good for both suction and discharge applications, this heavy duty hose can be used for rental/construction pumping as well as fish suction hose.

COVER: Clear abrasion and weather resistant PVC. REINFORCEMENT: Orange PVC helix with high tensile synthetic textile yarn. TUBE: Smooth clear PVC.

TEMPERATURE: -23C to +65C (-10F to +150F)

PART #	NOM. ID"	NOM. OD"	VACUUM	PSI	BEND RADIUS"	STD PACK	WEIGHT#	LIST PRICE
*RSPVC -200	2	2.59	29	110	4.00	100	0.65	----
*RSPVC-300	3	3.71	29	100	6.00	100	1.12	---
*RSPVC-400	4	4.78	29	80	7.00	100	1.74	---
*RSPVC-600	6	7.17	28	70	10.50	100	3.87	---

Standard Length: 100'

Safety Info: Reduce pressures by 50% at maximum working temperature

Recommended Couplings: Cam and groove, combination nipple or short shank. Crimplok cam and groove, Crimplok nipple. All coupling recommendations are to be used as guidelines and are derived from past user preference. In some cases the preferred coupling is of a lesser pressure rating than the hose. Never exceed the working pressure of the lowest rated component in the assembly.



**BUCHANAN  
RUBBER LTD**

**A MIDLAND INDUSTRIES COMPANY**

# Air & Water Hoses



# HOSE ASSEMBLES

## HOSE ACCESSORIES

### MIDLAND GENERAL PURPOSE AIR HOSE



COVER: Mix of Natural & Synthetic Rubbers  
 REINFORCEMENT: Polyester Yarn  
 TUBE: Natural Rubber  
 TEMPERATURE: "-40°F to 190°F, -40°C to 90°C"

PART #	DESCRIPTION	COVER COLOR	BEND RADIUS (UOM) (IN)	W.P. (PSI)	B.P. (PSI)	WAR-RANTY (YEARS)	CASE QTY	CASE WEIGHT	LIST PRICE
RAIR-025-300BM45	1/4" Hose x 1/4"mnpt 50' Red	Red	0.5	300	1200	2	6	19.72	
RAIR-038-300BM45	3/8" Hose x 1/4"mnpt 50' Red	Red	0.6	300	1200	2	4	15.67	
RAIR-050-300BM65	1/2" Hose x 3/8"mnpt 50' Red	Red	0.8	300	1200	2	4	17.32	

### MIDLAND PLUS RUBBER AIR HOSE



COVER: Ozone & Weather Resistant Synthetic EPDM Rubber & Other synthetic rubbers  
 REINFORCEMENT: Polyester Yarn  
 TUBE: Mix of Natural & Synthetic Rubbers  
 TEMPERATURE: "-50°F to 190°F, -45°C to 90°C"

PART #	DESCRIPTION	COVER COLOR	BEND RADIUS (UOM) (IN)	W.P. (PSI)	B.P. (PSI)	WAR-RANTY (YEARS)	CASE QTY	CASE WEIGHT	LIST PRICE
BAIRLT-025-300BM45	1/4" Hose x 1/4"mnpt 50' Blue	Blue	0.48	300	1200	10	6	11.86	
BAIRLT-038-300BM45	3/8" Hose x 1/4"mnpt 50' Blue	Blue	58	300	1200	10	4	10.54	
BAIRLT-050-300BM65	1/2" Hose x 3/8"mnpt 50' Blue	Blue	0.95	300	1200	10	4	13.54	
BAIRLT-025-300BM45	1/4" Hose x 1/4"mnpt 25' Blue	Blue							
BAIRLT-025-300BM45	1/4" Hose x 1/4"mnpt 100' Blue	Blue							
BAIRLT-038-300BM45	3/8" Hose x 1/4"mnpt 25' Blue	Blue							
BAIRLT-038-300BM45	3/8" Hose x 1/4"mnpt 100' Blue	Blue							
BAIRLT-050-300BM65	1/2" Hose x 3/8"mnpt 25' Blue	Blue							
BAIRLT-050-300BM65	1/2" Hose x 3/8"mnpt 100' Blue	Blue							

**HOSE ASSEMBLES**

## HOSE ACCESSORIES

**MIDLAND PREMIUM RUBBER AIR HOSE**

COVER: Oil Resistant NBR Rubber making it Class A Oil Resistant & Other Synthetic Rubbers

REINFORCEMENT: Polyester Yarn

TUBE: Oil Resistant NBR Rubber making it Class A Oil Resistant & Other Synthetic Rubbers

TEMPERATURE: "-30°F to 190°F, -35°C to 90

PART #	DESCRIPTION	COVER COLOR	BEND RADIUS (UOM) (IN)	W.P. (PSI)	B.P. (PSI)	WAR-RANTY (YEARS)	CASE QTY	CASE WEIGHT	LIST PRICE
YAIROR-038-300BM45	3/8" Hose x 1/4"mnpt 50' Yellow	Yellow	0.75	300	1200	3	4	11.59	
YAIROR-050-300BM65	1/2" Hose x 3/8"mnpt 50' Yellow	Yellow	0.95	300	1200	3	4	14.57	
YAIROR-038-300BM45	3/8" Hose x 1/4"mnpt 25' Yellow	Yellow							
YAIROR-038-300BM45	3/8" Hose x 1/4"mnpt 100' Yellow	Yellow							
YAIROR-050-300BM65	1/2" Hose x 3/8"mnpt 25' Yellow	Yellow							
YAIROR-050-300BM65	1/2" Hose x 3/8"mnpt 100' Yellow	Yellow							

**MIDLAND RUBBER WATER HOSE**

COVER: Ozone & Weather Resistant Synthetic EPDM Rubber & Other synthetic rubbers

REINFORCEMENT: Polyester Yarn

TUBE: Natural Rubber

TEMPERATURE: "33°F to 180°F, 0°C to 80°C"

PART #	DESCRIPTION	COVER COLOR	BEND RADIUS (UOM) (IN)	W.P. (PSI)	B.P. (PSI)	WAR-RANTY (YEARS)	CASE QTY	CASE WEIGHT	LIST PRICE
OPPWB-063-150GH50	5/8" x 50' x150psi Black Water hose w/ fittings Midland	Red/Black	1.6	150	500	2	4	18.79	
OPPWR-063-150GH50	5/8" x 50' x150psi Red Water hose w/ fittings Midland	Red/Black	1.6	150	500	2	4	16.39	
OPPWB-075-150GH50	3/4" x 50' x150psi Black Water hose w/ fittings Midland	Red/Black	1.8	150	500	2	3	17.17	
OPPWR-075-150GH50	3/4" x 50' x150psi Red Water hose w/ fittings Midland	Red/Black	1.8	150	500	2	3	15.06	

# HOSE ASSEMBLES

## HOSE ACCESSORIES

### MIDLAND PLUS RUBBER WATER HOSE



COVER: Ozone & Weather Resistant Synthetic EPDM Rubber & Other synthetic rubbers

REINFORCEMENT: Polyester Yarn

TUBE: Natural Rubber

TEMPERATURE: "-40°F to 212°F, -40°C to 100°C"

PART #	DESCRIPTION	COVER COLOR	BEND RADIUS (UOM) (IN)	W.P. (PSI)	B.P. (PSI)	WAR-RANTY (YEARS)	CASE QTY	CASE WEIGHT	LIST PRICE
AVAWB-063-150GH50	5/8" x 50' x150psi Black Water hose w/ fittings	Red/Black	1.7	150	500	5	4	18.79	
AVAWR-063-150GH50	5/8" x 50' x150psi Red Water hose w/ fittings	Red/Black	1.7	150	500	5	4	16.39	
AVAWB-075-150GH50	3/4" x 50' x150psi Black Water hose w/ fittings	Red/Black	1.8	150	500	5	3	17.17	
AVAWR-075-150GH50	3/4" x 50' x150psi Red Water hose w/ fittings	Red/Black	1.8	150	500	5	3	15.06	

### MIDLAND PREMIUM RUBBER WATER HOSE



COVER: Ozone & Weather Resistant Synthetic EPDM Rubber & Other synthetic rubbers

REINFORCEMENT: Polyester Yarn

TUBE: Natural Rubber

TEMPERATURE: "-50°F to 212°F, -45°C to 100°C"

PART #	DESCRIPTION	COVER COLOR	BEND RADIUS (UOM) (IN)	W.P. (PSI)	B.P. (PSI)	WAR-RANTY (YEARS)	CASE QTY	CASE WEIGHT	LIST PRICE
BSWBLT-063-150GH50	5/8" x 50' x150psi Blue Water hose w/ fittings	Blue	1.55	150	500	10	4	18.79	
BSWBLT-075-150GH50	3/4" x 50' x150psi Blue Water hose w/ fittings	Blue	2.1	150	500	10	3	15.06	

**HOSE ASSEMBLES**

## HOSE ACCESSORIES

**KEVLAR BRAIDED RUBBER PRESSURE WASHER HOSE**

COVER: Oil Resistant NBR Rubber making it Class A Oil Resistant & Other Synthetic Rubbers

REINFORCEMENT: Aramid / Kevlar

TUBE: Oil Resistant NBR Rubber making it Class A Oil Resistant & Other Synthetic Rubbers

TEMPERATURE: "-30F to 250F, -35°C to 120°C"

PART #	DESCRIPTION	COVER COLOR	BEND RADIUS (UOM) (IN)	W.P. (PSI)	B.P. (PSI)	WAR-RANTY (YEARS)	CASE QTY	CASE WEIGHT	LIST PRICE
PWAG-038-50AS	3/8" x 50' with 3/8" Male NPT Revolving + Fixed Grey	Grey	0.53	4100	16400	1	4	13.52	
PWAG-038-100AS	3/8" x 100' with 3/8" Male NPT Revolving + Fixed Grey	Grey	0.53	4100	16400	1	2	12.96	
PWAG-038-200AS	3/8" x 200' with 3/8" Male NPT Revolving + Fixed Grey	Grey	0.53	4100	16400	1			

# CRIMPLOK FERRULES PLATED

## HOSE ACCESSORIES



### CRIMPLOK FERRULES STEEL PLATED FOR 3/4" HOSE - LD FOR UNIVERSAL

PART#	SIZE	CAMPBELL PART	FERRULE ID"	FERRULE LENGTH"	WALL THICKNESS	LIST PRICE
CFT-08106T-SP	3/4	FLPS075112	1.1875"	2.14"	0.04	---
CFT-08107T-SP	3/4	FLPS075114	1.2188"	2.14"	0.04	---
CFT-08108T-SP	3/4	FLPS075116	1.2500"	2.14"	0.04	---
CFT-08109T-SP	3/4	FLPS075118	1.2812	2.14"	0.04	---

**Project Information:** For use with CRIMPLOK Universal Crimp fittings (HE-XXXCR-SP). Ferrule thickness is .040"

### CRIMPLOK FERRULES STEEL PLATED FOR 3/4" HOSE - HD FOR UNIVERSAL

PART#	SIZE	CAMPBELL PART	FERRULE ID"	FERRULE LENGTH"	WALL THICKNESS	LIST PRICE
CF-05101S-SP	3/4	FPS050104S	1.0625"	1.41"	0.06	---

**Project Information:** For use with CRIMPLOK crimp ground joints (GJM/GJS-XXXCR-SP) I.D Tolerance = +/-0.012

### CRIMPLOK FERRULES STEEL PLATED FOR 3/4" HOSE

PART#	SIZE	CAMPBELL PART	FERRULE ID"	FERRULE LENGTH"	WALL THICKNESS	LIST PRICE
CF-08105-SP	3/4	FPS075120	1.3125"	2.14"	0.06	---

**Project Information:** For use with CRIMPLOK Universal Crimp fittings (HE-XXXCR-SP). Ferrule thickness is .040"

### CRIMPLOK FERRULES STEEL PLATED FOR 1" HOSE - LD FOR UNIVERSAL

PART#	SIZE	CAMPBELL PART	FERRULE ID"	FERRULE LENGTH"	WALL THICKNESS	LIST PRICE
CFT-10114T-SP	1	FLPS100128	1.4375"	2.29"	0.04	---
CFT-10115T-SP	1	FLPS100130	1.4687"	2.29"	0.04	---
CFT-10117T-SP	1	FLPS100134	1.5000"	2.29"	0.04	---
CFT-10118T-SP	1	FLPS100136	1.5312"	2.29"	0.04	---

**Project Information:** For use with CRIMPLOK Universal Crimp fittings (HE-XXXCR-SP). Ferrule thickness is .040"

### CRIMPLOK FERRULES STEEL PLATED FOR 1" HOSE

PART#	SIZE	CAMPBELL PART	FERRULE ID"	FERRULE LENGTH"	WALL THICKNESS	LIST PRICE
CF-10109-SP	1	FPS100136	1.5625"	2.29"	0.06	---
CF-10110-SP	1	FPS100140	1.6250"	2.29"	0.06	---
CF-10111-SP	1	FPS100144	1.6875"	2.29"	0.06	---

**Project Information:** For use with CRIMPLOK crimp cam and groove fitting (CGC/CGE-XXXCR-A1) and CRIMPLOK crimp combination nipples (CNT-XXXCR-SP) I.D. Tolerance = +/-0.012"

### CRIMPLOK FERRULES STEEL PLATED FOR 1-1/4" HOSE

PART#	SIZE	CAMPBELL PART	FERRULE ID"	FERRULE LENGTH"	WALL THICKNESS	LIST PRICE
CF-13113-SP	1-1/4	FPS125152	1.8125"	2.32"	0.06	---
CF-13114-SP	1-1/4	FPS125156	1.8750"	2.32"	0.06	---

**Project Information:** For use with CRIMPLOK crimp cam and groove fitting (CGC/CGE-XXXCR-A1) and CRIMPLOK crimp combination nipples (CNT-XXXCR-SP) I.D. Tolerance = +/-0.012"

**CRIMPLOK FERRULES PLATED**

HOSE ACCESSORIES

**CRIMPLOK FERRULES STEEL PLATED FOR 1-1/2" HOSE**

PART#	SIZE	CAMPBELL PART	FERRULE ID"	FERRULE LENGTH"	WALL THICKNESS	LIST PRICE
CF-15115-SP	1-1/2	FPS150160	1.9375"	2.36"	0.06	---
CF-15201-SP	1-1/2	FPS150204	2.0625"	2.36"	0.06	---
CF-15202-SP	1-1/2	FPS150208	2.1250"	2.36"	0.06	---
CF-15203-SP	1-1/2	FPS150212	2.1875"	2.36"	0.06	---
CF-15205-SP	1-1/2	FPS150220	2.3125	2.36"	0.06	---

**Project Information:** For use with CRIMPLOK crimp cam and groove fitting (CGE/CGE-XXXCR-A1) and CRIMPLOK crimp combination nipples (CNT-XXXCR-SP) I.D. Tolerance = +/-0.012"

**CRIMPLOK FERRULES STEEL PLATED FOR 1-1/2" HOSE - LONG**

PART#	SIZE	CAMPBELL PART	FERRULE ID"	FERRULE LENGTH"	WALL THICKNESS	LIST PRICE
CF-15202L-SP	1-1/2	FPS150208L	2.1250"	2.91	0.06	---

**Project Information:** For use with CRIMPLOK ground joint fittings (GJM/GJS-XXXCR-SP) and CRIMPLOK long crimp combination nipples (CNL-XXXCR-SP) I.D. Tolerance = +/-0.012"

**CRIMPLOK FERRULES STEEL PLATED FOR 2" HOSE**

PART#	SIZE	CAMPBELL PART	FERRULE ID"	FERRULE LENGTH"	WALL THICKNESS	LIST PRICE
CF-20208-SP	2	FPS200232	2.5000"	2.79"	0.06	---
CF-20209-SP	2	FPS200236	2.5625"	2.79"	0.06	---
CF-20210-SP	2	FPS200240	2.6250"	2.79"	0.06	---
CF-20211-SP	2	FPS200244	2.6875"	2.79"	0.06	---
CF-20212-SP	2	FPS200248	2.7500"	2.79"	0.06	---
CF-20213-SP	2	FPS200252	2.8125"	2.79"	0.06	---
CF-20214-SP	2	FPS200256	2.8750"	2.79"	0.06	---
CF-20215-SP	2	FPS200260	2.9375"	2.79"	0.06	---

**Project Information:** For use with CRIMPLOK crimp cam and groove fitting (CGE/CGE-XXXCR-A1) and CRIMPLOK crimp combination nipples (CNT-XXXCR-SP) I.D. Tolerance = +/-0.012"

**CRIMPLOK FERRULES STEEL PLATED FOR 2" HOSE - LONG**

PART#	SIZE	CAMPBELL PART	FERRULE ID"	FERRULE LENGTH"	WALL THICKNESS	LIST PRICE
CF-20209L-SP	2	FPS200236L	2.5625"	3.41"	0.06	---
CF-20211L-SP	2	FPS200244L	2.6875"	3.41"	0.06	---
CF-20212L-SP	2	FPS200248L	2.7500"	3.41"	0.06	---
CF-20213L-SP	2	FPS200252L	2.8125"	3.41"	0.06	---

**Project Information:** For use with CRIMPLOK ground joint fittings (GJM/GJS-XXXCR-SP) and CRIMPLOK long crimp combination nipples (CNL-XXXCR-SP) I.D. Tolerance = +/-0.012"



# CRIMPLOK FERRULES PLATED

## HOSE ACCESSORIES

### CRIMPLOK FERRULES STEEL PLATED FOR 2-1/2" HOSE

PART#	SIZE	CAMPBELL PART	FERRULE ID"	FERRULE LENGTH"	WALL THICKNESS	LIST PRICE
CF-25303-SP	2-1/2	FPS250312	3.1875"	3.11"	0.06	---

**Project Information:** For use with CRIMPLOK crimp cam and groove fitting (CGE/CGE-XXXCR-A1) and CRIMPLOK crimp combination nipples (CNT-XXXCR-SP) I.D. Tolerance = +/-0.012"

### CRIMPLOK FERRULES STEEL PLATED FOR 2-1/2" HOSE - LONG

PART#	SIZE	CAMPBELL PART	FERRULE ID"	FERRULE LENGTH"	WALL THICKNESS	LIST PRICE
CF-25303L-SP	2-1/2	FPS250312L	3.1875"	3.88"	0.06	---

**Project Information:** For use with CRIMPLOK ground joint fittings (GJM/GJS-XXXCR-SP) and CRIMPLOK long crimp combination nipples (CNL-XXXCR-SP) I.D. Tolerance = +/-0.012"

### CRIMPLOK FERRULES STEEL PLATED FOR 3" HOSE

PART#	SIZE	CAMPBELL PART	FERRULE ID"	FERRULE LENGTH"	WALL THICKNESS	LIST PRICE
CF-30309-SP	3	FPS300336	3.5625"	3.94"	0.09	---
CF-30310-SP	3	FPS300340	3.6250"	3.94"	0.09	---
CF-30311-SP	3	FPS300344	3.6875"	3.94"	0.09	---
CF-30312-SP	3	FPS300348	3.7500"	3.94"	0.09	---
CF-30313-SP	3	FPS300352	3.8125"	3.94"	0.09	---
CF-30314-SP	3	FPS300356	3.8750"	3.94"	0.09	---
CF-30315-SP	3	FPS300360	3.9375"	3.94"	0.09	---
CF-30400-SP	3	FPS300400	4.000"	3.94"	0.09	---

**Project Information:** For use with CRIMPLOK crimp cam and groove fitting (CGE/CGE-XXXCR-A1) and CRIMPLOK crimp combination nipples (CNT-XXXCR-SP) I.D. Tolerance = +/-0.012"

### CRIMPLOK FERRULES STEEL PLATED FOR 3" HOSE - LONG

PART#	SIZE	CAMPBELL PART	FERRULE ID"	FERRULE LENGTH"	WALL THICKNESS	LIST PRICE
CF-30310L-SP	3	FPS300340L	3.6250"	4.36"	0.09	---
CF-30311L-SP	3	FPS300344L	3.6875"	4.36"	0.09	---
CF-30312L-SP	3	FPS300348L	3.7500"	4.36"	0.09	---
CF-30313L-SP	3	FPS300352L	3.8125"	4.36"	0.09	---
CF-30314L-SP	3	FPS300356L	3.8750"	4.36"	0.09	---
CF-30315L-SP	3	FPS300360L	3.9375"	4.36"	0.09	---
CF-30400L-SP	3	FPS300400L	4.000"	4.36"	0.09	---

**Project Information:** For use with CRIMPLOK crimp cam and groove fitting (CGE/CGE-XXXCR-A1) and CRIMPLOK crimp combination nipples (CNT-XXXCR-SP) I.D. Tolerance = +/-0.012"

**CRIMPLOK FERRULES PLATED**

HOSE ACCESSORIES

**CRIMPLOK FERRULES STEEL PLATED FOR 4" HOSE**

PART#	SIZE	CAMPBELL PART	FERRULE ID"	FERRULE LENGTH"	WALL THICKNESS	LIST PRICE
CF-40409-SP	4	FPS400436	4.5625"	4.19"	0.09	---
CF-40410-SP	4	FPS400440	4.6250"	4.19"	0.09	---
CF-40411-SP	4	FPS400444	4.6875"	4.19"	0.09	---
CF-40412-SP	4	FPS400448	4.7500"	4.19"	0.09	---
CF-40413-SP	4	FPS400452	4.8125"	4.19"	0.09	---
CF-40414-SP	4	FPS400456	4.8750"	4.19"	0.09	---
CF-40415-SP	4	FPS400460	4.9375"	4.19"	0.09	---
CF-40500-SP	4	FPS400500	5.000"	4.19"	0.09	---
CF-40501-SP	4	FPS400504	5.0625"	4.19"	0.09	---

**Project Information:** For use with CRIMPLOK crimp cam and groove fitting (CGE/CGE-XXXCR-A1) and CRIMPLOK crimp combination nipples (CNT-XXXCR-SP) I.D. Tolerance = +/-0.012"

**CRIMPLOK FERRULES STEEL PLATED FOR 4" HOSE - LONG**

PART#	SIZE	CAMPBELL PART	FERRULE ID"	FERRULE LENGTH"	WALL THICKNESS	LIST PRICE
CF-40410L-SP	4	FPS400440L	4.6250"	5.20"	0.09	---
CF-40411L-SP	4	FPS400444L	4.6875"	5.20"	0.09	---
CF-40412L-SP	4	FPS400448L	4.7500"	5.20"	0.09	---
CF-40413L-SP	4	FPS400452L	4.8125"	5.20"	0.09	---
CF-40414L-SP	4	FPS400456L	4.8750"	5.20"	0.09	---
CF-40415L-SP	4	FPS400460L	4.9375"	5.20"	0.09	---
CF-40500L-SP	4	FPS400500L	5.000"	5.20"	0.09	---
CF-40501L-SP	4	FPS400504L	5.0625"	5.20"	0.09	---

**Project Information:** For use with CRIMPLOK ground joint fittings (GJM/GJS-XXXCR-SP) and CRIMPLOK long crimp combination nipples (CNL-XXXCR-SP) I.D. Tolerance = +/-0.012"

**CRIMPLOK FERRULES STEEL PLATED FOR 6" HOSE**

PART#	SIZE	CAMPBELL PART	FERRULE ID"	FERRULE LENGTH"	WALL THICKNESS	LIST PRICE
CF-60610-SP	6	FPS600640	6.6250"	5.67"	0.12	---
CF-60612-SP	6	FPS600648	6.7500"	5.67"	0.12	---
CF-60614-SP	6	FPS600656	6.8750"	5.67"	0.12	---
CF-60702-SP	6	FPS600708	7.1250"	5.67"	0.12	---
CF-60704-SP	6	FPS600716	7.2500"	5.67"	0.12	---

**Project Information:** For use with CRIMPLOK ground joint fittings (GJM/GJS-XXXCR-SP) and CRIMPLOK long crimp combination nipples (CNL-XXXCR-SP) I.D. Tolerance = +/-0.012"

# CRIMPLOK FERRULES STAINLESS

HOSE ACCESSORIES



## CRIMPLOK FERRULES STAINLESS 304 FOR 1/2" HOSE

PART#	SIZE	CAMPBELL PART	FERRULE ID"	FERRULE LENGTH"	WALL THICKNESS	LIST PRICE
CF-05101-SS304	1/2	FSS050104	1.0625"	2.14"	0.06	---
CF-05102-SS304	1/2	FSS050108	1.1250"	2.14"	0.06	---

**Project Information:** For use with CRIMPLOK crimp ground joints (GJM/GJS-XXXCR-SP) I.D. Tolerance = +/-0.012"

## CRIMPLOK FERRULES STAINLESS 304 FOR 3/4" HOSE

PART#	SIZE	CAMPBELL PART	FERRULE ID"	FERRULE LENGTH"	WALL THICKNESS	LIST PRICE
CF-08105-SS304	3/4	FSS075120	1.3125"	2.14"	0.06	---
CF-08106-SS304	3/4	FSS075124	1.3750"	2.14"	0.06	---
CF-08108-SS304	3/4	FSS075132	1.5000"	2.14"	0.06	---

**Project Information:** For use with CRIMPLOK crimp ground joints (GJM/GJS-XXXCR-SP) I.D. Tolerance = +/-0.012"

## CRIMPLOK FERRULES STAINLESS 304 FOR 3/4" HOSE - LD FOR UNIVERSAL

PART#	SIZE	CAMPBELL PART	FERRULE ID"	FERRULE LENGTH"	WALL THICKNESS	LIST PRICE
CFT-08104T-SS304	3/4	FLSS075108	1.1250"	2.14"	0.04	---
CFT-08106T-SS304	3/4	FLSS075112	1.1875"	2.14"	0.04	---
CFT-08107T-SS304	3/4	FLSS075114	1.2188"	2.14"	0.04	---
CFT-08108T-SS304	3/4	FLSS075116	1.2500"	2.14"	0.04	---
CFT-08109T-SS304	3/4	FLSS075118	1.2812"	2.14"	0.04	---

**Project Information:** For use with CRIMPLOK Universal crimp fittings (HE-XXXCR-SP) Ferrule thickness is .040"

## CRIMPLOK FERRULES STAINLESS 304 FOR 1" HOSE

PART#	SIZE	CAMPBELL PART	FERRULE ID"	FERRULE LENGTH"	WALL THICKNESS	LIST PRICE
CF-10108-SS304	1	FSS100132	1.5000"	2.29"	0.06	---
CF-10109-SS304	1	FSS100136	1.5625"	2.29"	0.06	---
CF-10110-SS304	1	FSS100140	1.6250"	2.29"	0.06	---
CF-10111-SS304	1	FSS100144	1.6875"	2.29"	0.06	---

**Project Information:** For use with CRIMPLOK crimp cam and groove fitting (CGE/CGE-XXXCR-A1) and CRIMPLOK crimp combination nipples (CNT-XXXCR-SP) I.D. Tolerance = +/-0.012"

## CRIMPLOK FERRULES STAINLESS 304 FOR 1" HOSE - LD FOR UNIVERSAL

PART#	SIZE	CAMPBELL PART	FERRULE ID"	FERRULE LENGTH"	WALL THICKNESS	LIST PRICE
CFT-10117T-SS304	1	FLSS100134	1.5312"	2.29"	0.04	---

**Project Information:** For use with CRIMPLOK Universal crimp fittings (HE-XXXCR-SP) Ferrule thickness is .040"

**CRIMPLOK FERRULES STAINLESS**

HOSE ACCESSORIES

**CRIMPLOK FERRULES STAINLESS 304 FOR 1-1/4" HOSE**

PART#	SIZE	CAMPBELL PART	FERRULE ID"	FERRULE LENGTH"	WALL THICKNESS	LIST PRICE
CF-13114-SS304	1-1/4	FSS125156	1.8750"	2.32"	0.06	---
CF-13115-SS304	1-1/4	FSS125160	1.9375"	2.32"	0.06	---

**Project Information:** For use with CRIMPLOK crimp cam and groove fitting (CGE/CGE-XXXCR-A1) and CRIMPLOK crimp combination nipples (CNT-XXXCR-SP) I.D. Tolerance = +/-0.012"

**CRIMPLOK FERRULES STAINLESS 304 FOR 1-1/2" HOSE**

PART#	SIZE	CAMPBELL PART	FERRULE ID"	FERRULE LENGTH"	WALL THICKNESS	LIST PRICE
CF-15115-SS304	1-1/2	FSS150160	1.9375"	2.36"	0.06	---
CF-15200-SS304	1-1/2	FSS150200	2.000"	2.36"	0.06	---
CF-15201-SS304	1-1/2	FSS150204	2.0625"	2.36"	0.06	---
CF-15202-SS304	1-1/2	FSS150208	2.1250"	2.36"	0.06	---
CF-15203-SS304	1-1/2	FSS150212	2.1875"	2.36"	0.06	---
CF-15204-SS304	1-1/2	FSS150216	2.2500"	2.36"	0.06	---
CF-15205-SS304	1-1/2	FSS150220	2.3125"	2.36"	0.06	---

**Project Information:** For use with CRIMPLOK crimp cam and groove fitting (CGE/CGE-XXXCR-A1) and CRIMPLOK crimp combination nipples (CNT-XXXCR-SS316) I.D. Tolerance = +/-0.012"

**CRIMPLOK FERRULES STAINLESS 304 FOR 2" HOSE**

PART#	SIZE	CAMPBELL PART	FERRULE ID"	FERRULE LENGTH"	WALL THICKNESS	LIST PRICE
CF-20208-SS304	2	FSS200232	2.5000"	2.79"	0.06	---
CF-20209-SS304	2	FSS200236	2.5625"	2.79"	0.06	---
CF-20210-SS304	2	FSS200240	2.6250"	2.79"	0.06	---
CF-20211-SS304	2	FSS200244	2.6875"	2.79"	0.06	---
CF-20212-SS304	2	FSS200248	2.7500"	2.79"	0.06	---
CF-20213-SS304	2	FSS200252	2.8125"	2.79"	0.06	---
CF-20214-SS304	2	FSS200256	2.8750"	2.79"	0.06	---

**Project Information:** For use with CRIMPLOK crimp cam and groove fitting (CGE/CGE-XXXCR-A1) and CRIMPLOK crimp combination nipples (CNT-XXXCR-SS316) I.D. Tolerance = +/-0.012"

**CRIMPLOK FERRULES STAINLESS 304 FOR 3" HOSE**

PART#	SIZE	CAMPBELL PART	FERRULE ID"	FERRULE LENGTH"	WALL THICKNESS	LIST PRICE
CF-30309-SS304	3	FSS300336	3.5625"	3.94"	0.10	---
CF-30310-SS304	3	FSS300340	3.6250"	3.94"	0.10	---
CF-30311-SS304	3	FSS300344	3.6875"	3.94"	0.10	---
CF-30312-SS304	3	FSS300348	3.7500"	3.94"	0.10	---
CF-30313-SS304	3	FSS300352	3.8125"	3.94"	0.10	---
CF-30314-SS304	3	FSS300356	3.8750"	3.94"	0.10	---
CF-30315-SS304	3	FSS300360	3.9375"	3.94"	0.10	---
CF-30400-SS304	3	FSS300400	4.000"	3.94"	0.10	---

**Project Information:** For use with CRIMPLOK crimp cam and groove fitting (CGE/CGE-XXXCR-A1) and CRIMPLOK crimp combination nipples (CNT-XXXCR-SS316) I.D. Tolerance = +/-0.012"

# CRIMPLOK SLEEVES ALUMINUM

HOSE ACCESSORIES

CRIMPLOK

## CRIMPLOK FERRULES STAINLESS 304 FOR 4" HOSE

PART#	SIZE	CAMPBELL PART	FERRULE ID"	FERRULE LENGTH"	WALL THICKNESS	LIST PRICE
CF-40410-SS304	4	FSS400440	4.6250"	4.19"	0.10	---
CF-40411-SS304	4	FSS400444	4.6875"	4.19"	0.10	---
CF-40412-SS304	4	FSS400448	4.7500"	4.19"	0.10	---
CF-40413-SS304	4	FSS400452	4.8125"	4.19"	0.10	---
CF-40414-SS304	4	FSS400456	4.8750"	4.19"	0.10	---
CF-40415-SS304	4	FSS400500	5.000"	4.19"	0.10	---

**Project Information:** For use with crimp cam and groove fitting (CGE/CGE-XXXCR-A1), CRIMPLOK crimp long combination nipples (CNL-XXXCR-SP) and CRIMPLOK (CNT/G-XXXCS-S/P) I.D. Tolerance = +/-0.012"



## CRIMPLOK SLEEVES ALUMINUM FOR 2" HOSE

PART#	SIZE	CAMPBELL PART	SLEEVE ID"	SLEEVE LENGTH"	WALL THICKNESS	LIST PRICE
CSL-20209-A	2	SAL200236	2.5625"	2.79"	0.12	---

**Project Information:** For use with cam and groove fitting (CGE/CGE-XXXCR-A1), CRIMPLOK crimp long combination nipples (CNL-XXXCR-SP) and CRIMPLOK (CNT/G-XXXCS-S/P) I.D. Tolerance = +/-0.012"

## CRIMPLOK SLEEVES ALUMINUM FOR 2" HOSE

PART#	SIZE	CAMPBELL PART	SLEEVE ID"	SLEEVE LENGTH"	WALL THICKNESS	LIST PRICE
CSL-20210-A	2	SAL200240	2.6250"	2.79"	0.12	---
CSL-20211-A	2	SAL200244	2.6875"	2.79"	0.12	---

**Project Information:** For use with cam and groove fitting (CGE/CGE-XXXCR-A1), CRIMPLOK crimp long combination nipples (CNL-XXXCR-SP) and CRIMPLOK (CNT/G-XXXCS-S/P) I.D. Tolerance = +/-0.012"

## CRIMPLOK SLEEVES ALUMINUM FOR 3" HOSE

PART#	SIZE	CAMPBELL PART	SLEEVE ID"	SLEEVE LENGTH"	WALL THICKNESS	LIST PRICE
CSL-30310-A	3	SAL300340	3.6250"	3.94"	0.12	---
CSL-30313-A	3	SAL300352	3.8125"	3.94"	0.12	---
CSL-30314-A	3	SAL300356	3.8750"	3.94"	0.12	---
CSL-30315-A	3	SAL300360	3.9375"	3.94"	0.12	---

**Project Information:** For use with cam and groove fitting (CGE/CGE-XXX-A1), CRIMPLOK crimp long combination nipples (CNL-XXXCR-SP) and CRIMPLOK (CNT/G-XXXCS-S/P) I.D. Tolerance = +/-0.012"

## CRIMPLOK SLEEVES ALUMINUM FOR 4" HOSE

PART#	SIZE	CAMPBELL PART	SLEEVE ID"	SLEEVE LENGTH"	WALL THICKNESS	LIST PRICE
CSL-40411-A	4	SAL400444	4.6875"	4.19"	0.12	---
CSL-40412-A	4	SAL400448	4.7500"	4.19"	0.12	---
CSL-40413-A	4	SAL400452	4.8125"	4.19"	0.12	---
CSL-40414-A	4	SAL400456	4.8750"	4.19"	0.12	---

**Project Information:** For use with cam and groove fitting (CGE/CGE-XXX-A1), CRIMPLOK crimp long combination nipples (CNL-XXXCR-SP) and CRIMPLOK (CNT/G-XXXCS-S/P) I.D. Tolerance = +/-0.012"

**CRIMPLOK SLEEVES PLATED**

HOSE ACCESSORIES

**CRIMPLOK SLEEVES STEEL PLATED FOR 2" HOSE**

PART#	SIZE	CAMPBELL PART	SLEEVE ID"	SLEEVE LENGTH"	WALL THICKNESS	LIST PRICE
CSL-08106-SP	3/4	SPS075124	1.3750"	2.14"	0.06	---

**Project Information:** For use with cam and groove fitting (CGE/CGE-XXXCR-A1), CRIMPLOK crimp long combination nipples (CNL-XXXCR-SP) and CRIMPLOK (CNT/G-XXXCS-S/P) I.D. Tolerance = +/-0.012"

**CRIMPLOK SLEEVES STEEL PLATED FOR 3/4" HOSE - SHORT**

PART#	SIZE	CAMPBELL PART	SLEEVE ID"	SLEEVE LENGTH"	WALL THICKNESS	LIST PRICE
CSL-05100S-SP	1/2	SPS050100S	1.0000"	0.91"	0.06	---
CSL-08102S-SP	3/4	SPS075108S	1.1250"	1.10"	0.06	---
CSL-08105S-SP	3/4	SPS075120S	1.3125"	1.10"	0.06	---

**Project Information:** For use with regular combination nipples (CNT-XXX-S/SP) and short shank fittings (PL-XXX-AD) I.D. Tolerance = +/-0.012"

**CRIMPLOK SLEEVES STEEL PLATED FOR 1" HOSE**

PART#	SIZE	CAMPBELL PART	SLEEVE ID"	SLEEVE LENGTH"	WALL THICKNESS	LIST PRICE
CSL-10107-SP	1	SPS100128	1.4375"	2.29"	0.06	---
CSL-10108-SP	1	SPS100132	1.5000"	2.29"	0.06	---
CSL-10109-SP	1	SPS100136	1.5625"	2.29"	0.06	---
CSL-10110-SP	1	SPS100140	1.6250"	2.29"	0.06	---
CSL-10111-SP	1	SPS100144	1.6875"	2.29"	0.06	---
CSL-10112-SP	1	SPS100148	1.7500"	2.29"	0.06	---

**Project Information:** For use with cam and groove fitting (CGE/CGE-XXXCR-A1), CRIMPLOK crimp long combination nipples (CNL-XXXCR-SP) and CRIMPLOK (CNT/G-XXXCS-S/P) I.D. Tolerance = +/-0.012"

**CRIMPLOK SLEEVES STEEL PLATED FOR 1" HOSE - SHORT**

PART#	SIZE	CAMPBELL PART	SLEEVE ID"	SLEEVE LENGTH"	WALL THICKNESS	LIST PRICE
CSL-10107S-SP	1	SPS100128S	1.4375"	2.26"	0.06	---
CSL-10108S-SP	1	SPS100132S	1.5000"	2.26"	0.06	---
CSL-10109S-SP	1	SPS100136S	1.5625"	2.26"	0.06	---
CSL-10111S-SP	1	SPS100144S	1.6875"	2.26"	0.06	---

**Project Information:** For use with regular combination nipples (CNT-XXX-S/SP) and short shank fittings (PL-XXX-AD) I.D. Tolerance = +/-0.012"

**CRIMPLOK SLEEVES STEEL PLATED FOR 1-1/4" HOSE - SHORT**

PART#	SIZE	CAMPBELL PART	SLEEVE ID"	SLEEVE LENGTH"	WALL THICKNESS	LIST PRICE
CSL-13113S-SP	1-1/4	SPS125152S	1.8125"	1.26"	0.06	---
CSL-13114S-SP	1-1/4	SPS125156S	1.8750"	1.26"	0.06	---

**Project Information:** For use with regular combination nipples (CNT-XXX-S/SP) and short shank fittings (PL-XXX-AD) I.D. Tolerance = +/-0.012"

# CRIMPLOK SLEEVES PLATED

## HOSE ACCESSORIES

### CRIMPLOK SLEEVES STEEL PLATED FOR 1-1/2" HOSE

PART#	SIZE	CAMPBELL PART	SLEEVE ID"	SLEEVE LENGTH"	WALL THICKNESS	LIST PRICE
CSL-15112-SP	1-1/2	SPS150148	1.7500"	2.36"	0.06	---
CSL-15115-SP	1-1/2	SPS150160	1.9375"	2.36"	0.06	---
CSL-15200-SP	1-1/2	SPS150200	2.0000"	2.36"	0.06	---
CSL-15201-SP	1-1/2	SPS150204	2.0625"	2.36"	0.06	---
CSL-15202-SP	1-1/2	SPS150208	2.1250"	2.36"	0.06	---
CSL-15203-SP	1-1/2	SPS150212	2.1875"	2.36"	0.06	---
CSL-15204-SP	1-1/2	SPS150216	2.2500"	2.36"	0.06	---
CSL-15205-SP	1-1/2	SPS150220	2.3125"	2.36"	0.06	---
CSL-15206-SP	1-1/2	SPS150224	2.3750"	2.36"	0.06	---

**Project Information:** For use with cam and groove fitting (CGE/CGE-XXXCR-A1), CRIMPLOK crimp long combination nipples (CNL-XXXCR-SP) and CRIMPLOK (CNT/G-XXXCS-S/P) I.D. Tolerance = +/-0.012"

### CRIMPLOK SLEEVES STEEL PLATED FOR 1-1/2" HOSE - SHORT

PART#	SIZE	CAMPBELL PART	SLEEVE ID"	SLEEVE LENGTH"	WALL THICKNESS	LIST PRICE
CSL-15202S-SP	1-1/2	SPS150208S	2.1250"	1.46"	0.06	---

**Project Information:** For use with regular combination nipples (CNT-XXX-S/SP) and short shank fittings (PL-XXX-AD) I.D. Tolerance = +/-0.012"

### CRIMPLOK SLEEVES STEEL PLATED FOR 2" HOSE

PART#	SIZE	CAMPBELL PART	SLEEVE ID"	SLEEVE LENGTH"	WALL THICKNESS	LIST PRICE
CSL-20204-SP	2	SPS200216	2.2500"	2.79"	0.06	---
CSL-20206-SP	2	SPS200224	2.3750"	2.79"	0.06	---
CSL-20207-SP	2	SPS200228	2.4375"	2.79"	0.06	---
CSL-20208-SP	2	SPS200232	2.5000"	2.79"	0.06	---
CSL-20209-SP	2	SPS200236	2.5625"	2.79"	0.06	---
CSL-20210-SP	2	SPS200240	2.6250"	2.79"	0.06	---
CSL-20211-SP	2	SPS200244	2.6875"	2.79"	0.06	---
CSL-20212-SP	2	SPS200248	2.7500"	2.79"	0.06	---
CSL-20213-SP	2	SPS200252	2.8125"	2.79"	0.06	---
CSL-20214-SP	2	SPS200256	2.8750"	2.79"	0.06	---
CSL-20215-SP	2	SPS200260	2.9375"	2.79"	0.06	---
CSL-20300-SP	2	SPS200300	3.0000"	2.79"	0.06	---

**Project Information:** For use with cam and groove fitting (CGE/CGE-XXX-A1), CRIMPLOK crimp long combination nipples (CNL-XXXCR-SP) and CRIMPLOK (CNT/G-XXXCS-S/P) I.D. Tolerance = +/-0.012"

### CRIMPLOK SLEEVES STEEL PLATED FOR 2" HOSE - SHORT

PART#	SIZE	CAMPBELL PART	SLEEVE ID"	SLEEVE LENGTH"	WALL THICKNESS	LIST PRICE
CSL-20206S-SP	2	SPS200224S	2.3750"	1.81"	0.06	---
CSL-20207S-SP	2	SPS200228S	2.4375"	1.81"	0.06	---
CSL-20209S-SP	2	SPS200236S	2.5625"	1.81"	0.06	---
CSL-20210S-SP	2	SPS200240S	2.6250"	1.81"	0.06	---
CSL-20211S-SP	2	SPS200244S	2.6875"	1.81"	0.06	---

**Project Information:** For use with regular combination nipples (CNT-XXX-S/SP) and short shank fittings (PL-XXX-AD) I.D. Tolerance = +/-0.012"

**CRIMPLOK SLEEVES PLATED**

HOSE ACCESSORIES

**CRIMPLOK SLEEVES STEEL PLATED FOR 2-1/2" HOSE**

PART#	SIZE	CAMPBELL PART	SLEEVE ID"	SLEEVE LENGTH"	WALL THICKNESS	LIST PRICE
CSL-25302-SP	2-1/2	SPS250308	3.1250"	3.11"	0.06	---
CSL-25306-SP	2-1/2	SPS250324	3.3750"	3.11"	0.06	---

**Project Information:** For use with cam and groove fitting (CGE/CGE-XXXCR-A1), CRIMPLOK crimp long combination nipples (CNL-XXXCR-SP) and CRIMPLOK (CNT/G-XXXCS-S/P) I.D. Tolerance = +/-0.012"

**CRIMPLOK SLEEVES STEEL PLATED FOR 3" HOSE**

PART#	SIZE	CAMPBELL PART	SLEEVE ID"	SLEEVE LENGTH"	WALL THICKNESS	LIST PRICE
CSL-30304-SP	3	SPS300316	3.2500"	3.94"	0.09	---
CSL-30306-SP	3	SPS300324	3.3750"	3.94"	0.09	---
CSL-30307-SP	3	SPS300328	3.4375"	3.94"	0.09	---
CSL-30308-SP	3	SPS300332	3.5000"	3.94"	0.09	---
CSL-30309-SP	3	SPS300336	3.5625"	3.94"	0.09	---
CSL-30310-SP	3	SPS300340	3.6250"	3.94"	0.09	---
CSL-30311-SP	3	SPS300344	3.6875"	3.94"	0.09	---
CSL-30312-SP	3	SPS300348	3.7500"	3.94"	0.09	---
CSL-30313-SP	3	SPS300352	3.8125"	3.94"	0.09	---
CSL-30314-SP	3	SPS300356	3.8750"	3.94"	0.09	---
CSL-30400-SP	3	SPS300400	4.000"	3.94"	0.09	---

**Project Information:** For use with cam and groove fitting (CGE/CGE-XXXCR-A1), CRIMPLOK crimp long combination nipples (CNL-XXXCR-SP) and CRIMPLOK (CNT/G-XXXCS-S/P) I.D. Tolerance = +/-0.012"

**CRIMPLOK SLEEVES STEEL PLATED FOR 3" HOSE - SHORT**

PART#	SIZE	CAMPBELL PART	SLEEVE ID"	SLEEVE LENGTH"	WALL THICKNESS	LIST PRICE
CSL-30306S-SP	3	SPS300324S	3.3750"	2.44"	0.09	---
CSL-30308S-SP	3	SPS300332S	3.5000"	2.44"	0.09	---
CSL-30309S-SP	3	SPS300336S	3.5625"	2.44"	0.09	---
CSL-30310S-SP	3	SPS300340S	3.6250"	2.44"	0.09	---
CSL-30311S-SP	3	SPS300344S	3.6875"	2.44"	0.09	---
CSL-30312S-SP	3	SPS300348S	3.7500"	2.44"	0.09	---
CSL-30313S-SP	3	SPS300352S	3.8125"	2.44"	0.09	---
CSL-30314S-SP	3	SPS300356S	3.8750"	2.44"	0.09	---

**Project Information:** For use with regular combination nipples (CNT-XXX-S/SP) and short shank fittings (PL-XXX-AD) I.D. Tolerance = +/-0.012"



# CRIMPLOK SLEEVES PLATED

HOSE ACCESSORIES

## CRIMPLOK SLEEVES STEEL PLATED FOR 4" HOSE

PART#	SIZE	CAMPBELL PART	SLEEVE ID"	SLEEVE LENGTH"	WALL THICKNESS	LIST PRICE
CSL-40406-SP	4	SPS400424	4.3750"	4.19"	0.09	---
CSL-40408-SP	4	SPS400432	4.5000"	4.19"	0.09	---
CSL-40409-SP	4	SPS400436	4.5625"	4.19"	0.09	---
CSL-40410-SP	4	SPS400440	4.6250"	4.19"	0.09	---
CSL-40411-SP	4	SPS400444	4.6875"	4.19"	0.09	---
CSL-40412-SP	4	SPS400448	4.7500"	4.19"	0.09	---
CSL-40413-SP	4	SPS400452	4.8125"	4.19"	0.09	---
CSL-40414-SP	4	SPS400456	4.8750"	4.19"	0.09	---
CSL-40415-SP	4	SPS400460	4.9375"	4.19"	0.09	---
CSL-40500-SP	4	SPS400500	5.0000"	4.19"	0.09	---

**Project Information:** For use with cam and groove fitting (CGE/CGE-XXXCR-A1), CRIMPLOK crimp long combination nipples (CNL-XXXCR-SP) and CRIMPLOK (CNT/G-XXXCS-S/P) I.D. Tolerance = +/-0.012"

## CRIMPLOK SLEEVES STEEL PLATED FOR 4" HOSE - SHORT

PART#	SIZE	CAMPBELL PART	SLEEVE ID"	SLEEVE LENGTH"	WALL THICKNESS	LIST PRICE
CSL-40410S-SP	4	SPS400440S	4.6250"	3.31"	0.09	---
CSL-40411S-SP	4	SPS400444S	4.6875"	3.31"	0.09	---
CSL-40412S-SP	4	SPS400448S	4.7500"	3.31"	0.09	---
CSL-40413S-SP	4	SPS400452S	4.8125"	3.31"	0.09	---
CSL-40414S-SP	4	SPS400456S	4.9375"	3.31"	0.09	---
CSL-40500S-SP	4	SPS400500S	5.0000"	3.31"	0.09	---

**Project Information:** For use with regular combination nipples (CNT-XXX-S/SP) and short shank fittings (PL-XXX-AD) I.D. Tolerance = +/-0.012"

## CRIMPLOK SLEEVES STEEL PLATED FOR 6" HOSE

PART#	SIZE	CAMPBELL PART	SLEEVE ID"	SLEEVE LENGTH"	WALL THICKNESS	LIST PRICE
CSL-60604-SP	6	SPS600616	6.2500"	5.67"	0.12	---
CSL-60606-SP	6	SPS600624	6.3750"	5.67"	0.12	---
CSL-60608-SP	6	SPS600632	6.5000"	5.67"	0.12	---
CSL-60610-SP	6	SPS600640	6.6250"	5.67"	0.12	---
CSL-60612-SP	6	SPS600648	6.7500"	5.67"	0.12	---
CSL-60614-SP	6	SPS600656	6.8750"	5.67"	0.12	---
CSL-60700-SP	6	SPS600700	7.0000"	5.67"	0.12	---
CSL-60702-SP	6	SPS600708	7.1250"	5.67"	0.12	---
CSL-60704-SP	6	SPS600716	7.2500"	5.67"	0.12	---

**Project Information:** For use with cam and groove fitting (CGE/CGE-XXXCR-A1), CRIMPLOK crimp long combination nipples (CNL-XXXCR-SP) and CRIMPLOK (CNT/G-XXXCS-S/P) I.D. Tolerance = +/-0.012"

## CRIMPLOK SLEEVES STEEL PLATED FOR 8" HOSE

PART#	SIZE	CAMPBELL PART	SLEEVE ID"	SLEEVE LENGTH"	WALL THICKNESS	LIST PRICE
CSL-80812-SP	8	SPS800848	8.7500"	6.50"	0.12	---
CSL-80900-SP	8	SPS800900	9.0000"	6.50"	0.12	---
CSL-80904-SP	8	SPS800916	9.2500"	6.50"	0.12	---
CSL-80908-SP	8	SPS800932	9.5000"	6.50"	0.12	---

**Project Information:** For use with cam and groove fitting (CGE/CGE-XXXCR-A1), CRIMPLOK crimp long combination nipples (CNL-XXXCR-SP) and CRIMPLOK (CNT/G-XXXCS-S/P) I.D. Tolerance = +/-0.012"

**CRIMPLOK SLEEVES STAINLESS**

HOSE ACCESSORIES

**CRIMPLOK SLEEVES STEEL PLATED FOR 10" HOSE**

PART#	SIZE	CAMPBELL PART	SLEEVE ID"	SLEEVE LENGTH"	WALL THICKNESS	LIST PRICE
CSL-100108-SP	10	SPS100132	10.5000"	7.25"	0.12	---
CSL-100114-SP	10	SPS100156	10.8750"	7.25"	0.12	---

**Project Information:** For use with cam and groove fitting (CGE/CGE-XXXCR-A1), CRIMPLOK crimp long combination nipples (CNL-XXXCR-SP) and CRIMPLOK (CNT/G-XXXCS-S/P) I.D. Tolerance = +/-0.012"

**CRIMPLOK SLEEVES STAINLESS 304 FOR 1/2" HOSE - SHORT**

PART#	SIZE	CAMPBELL PART	SLEEVE ID"	SLEEVE LENGTH"	WALL THICKNESS	LIST PRICE
CSL-05100S-SS304	1/2	SSS050100S	1.000"	0.91"	0.06	---

**Project Information:** For use with regular combination nipples (CNT-XXX-SS/SS316) I.D. Tolerance = +/-0.012"

**CRIMPLOK SLEEVES STAINLESS 304 FOR 3/4" HOSE**

PART#	SIZE	CAMPBELL PART	SLEEVE ID"	SLEEVE LENGTH"	WALL THICKNESS	LIST PRICE
CSL-08104-SS304	3/4	SSS075116	1.2500"	2.14"	0.06	---

**Project Information:** For use with cam and groove fitting (CGE/CGE-XXX-SS1), CRIMPLOK crimp long combination nipples (CNL-XXXCR-SP) and CRIMPLOK (CNT/G-XXXCS-S/P) I.D. Tolerance = +/-0.012"

**CRIMPLOK SLEEVES STAINLESS 304 FOR 3/4" HOSE - SHORT**

PART#	SIZE	CAMPBELL PART	SLEEVE ID"	SLEEVE LENGTH"	WALL THICKNESS	LIST PRICE
CSL-08104S-SS304	3/4	SSS075116S	1.2500"	1.10"	0.06	---

**Project Information:** For use with regular combination nipples (CNT-XXX-SS/SS316) I.D. Tolerance = +/-0.012"

**CRIMPLOK SLEEVES STAINLESS 304 FOR 1" HOSE**

PART#	SIZE	CAMPBELL PART	SLEEVE ID"	SLEEVE LENGTH"	WALL THICKNESS	LIST PRICE
CSL-10108-SS304	1	SSS100132	1.5000"	2.29"	0.06	---
CSL-10110-SS304	1	SSS100140	1.6250"	2.29"	0.06	---
CSL-10112-SS304	1	SSS100148	1.7500"	2.29"	0.06	---

**Project Information:** For use with cam and groove fitting (CGE/CGE-XXX-SS1) I.D. Tolerance = +/-0.012"

**CRIMPLOK SLEEVES STAINLESS 304 FOR 1" HOSE - SHORT**

PART#	SIZE	CAMPBELL PART	SLEEVE ID"	SLEEVE LENGTH"	WALL THICKNESS	LIST PRICE
CSL-10109S-SS304	1	SSS100136S	1.5625"	1.26"	0.06	---
CSL-10110S-SS304	1	SSS100140S	1.6250"	1.26"	0.06	---

**Project Information:** For use with regular combination nipples (CNT-XXX-SS/SS316) I.D. Tolerance = +/-0.012"

# CRIMPLOK SLEEVES STAINLESS

## HOSE ACCESSORIES

### CRIMPLOK SLEEVES STAINLESS 304 FOR 1-1/4" HOSE

PART#	SIZE	CAMPBELL PART	SLEEVE ID"	SLEEVE LENGTH"	WALL THICKNESS	LIST PRICE
CSL-13114-SS304	1-1/4	SSS125156	1.8750"	2.32"	0.06	---

**Project Information:** For use with cam and groove fitting (CGE/CGE-XXX-SS1) I.D. Tolerance = +/-0.012"

### CRIMPLOK SLEEVES STAINLESS 304 FOR 1-1/4" HOSE - SHORT

PART#	SIZE	CAMPBELL PART	SLEEVE ID"	SLEEVE LENGTH"	WALL THICKNESS	LIST PRICE
CSL-13113S-SS304	1-1/4	SSS125152S	1.8125"	1.26"	0.06	---

**Project Information:** For use with regular combination nipples (CNT-XXX-SS/SS316) I.D. Tolerance = +/-0.012"

### CRIMPLOK SLEEVES STAINLESS 304 FOR 1-1/2" HOSE

PART#	SIZE	CAMPBELL PART	SLEEVE ID"	SLEEVE LENGTH"	WALL THICKNESS	LIST PRICE
CSL-15201-SS304	1-1/2	SSS150204	2.0625"	2.36"	0.06	---

**Project Information:** For use with cam and groove fitting (CGE/CGE-XXX-SS1) I.D. Tolerance = +/-0.012"

### CRIMPLOK SLEEVES STAINLESS 304 FOR 2" HOSE

PART#	SIZE	CAMPBELL PART	SLEEVE ID"	SLEEVE LENGTH"	WALL THICKNESS	LIST PRICE
CSL-20206-SS304	2	SSS200224	2.3750"	2.79"	0.06	---
CSL-20207-SS304	2	SSS200228	2.4375"	2.79"	0.06	---
CSL-20208-SS304	2	SSS200232	2.5000"	2.79"	0.06	---
CSL-20209-SS304	2	SSS200236	2.5625"	2.79"	0.06	---
CSL-20210-SS304	2	SSS200240	2.6250"	2.79"	0.06	---
CSL-20211-SS304	2	SSS200244	2.6875"	2.79"	0.06	---
CSL-20212-SS304	2	SSS200248	2.7500"	2.79"	0.06	---
CSL-20214-SS304	2	SSS200256	2.8750"	2.79"	0.06	---

**Project Information:** For use with cam and groove fitting (CGE/CGE-XXX-SS1) I.D. Tolerance = +/-0.012"

### CRIMPLOK SLEEVES STAINLESS 304 FOR 3" HOSE

PART#	SIZE	CAMPBELL PART	SLEEVE ID"	SLEEVE LENGTH"	WALL THICKNESS	LIST PRICE
CSL-30309-SS304	3	SSS300336	3.5625"	3.94"	0.10	---
CSL-30310-SS304	3	SSS300340	3.6250"	3.94"	0.10	---
CSL-30311-SS304	3	SSS300344	3.6875"	3.94"	0.10	---
CSL-30312-SS304	3	SSS300348	3.7500"	3.94"	0.10	---
CSL-30313-SS304	3	SSS300352	3.8125"	3.94"	0.10	---
CSL-30314-SS304	3	SSS300356	3.8750"	3.94"	0.10	---

**Project Information:** For use with cam and groove fitting (CGE/CGE-XXX-SS1) I.D. Tolerance = +/-0.012"

**HOSE CLAMPS**  
HOSE CLAMPS

**HOSE CLAMPS**



	WORM GEAR		QUICK RELEASE
	MEGA & MAXI T-BOLT CLAMPS		SPRING LOADED T-BOLT
	CONSTANT TORQUE & V-BAND		DOUBLE BOLT CLAMP
	SPIRAL CLAMP MAXI CLAMP		MUFFLER & EXHAUST
	1 EAR, 2 EAR, GAPLESS		HAMMERLOCK & PUNCH-LOK
	TOOLS		NON-PERFORATED OR LINED BAND MARINE CLAMPS
	RUBBER LINED		HOSE FERRULES

**WARNING:** This product can expose you to chemicals, including Chromium, which are known to the State of California to cause cancer and birth defects or other reproductive harm. For more information, visit [www.P65Warnings.ca.gov](http://www.P65Warnings.ca.gov)

# 300 & 600 WORM GEAR CLAMPS

HOSE CLAMPS

## WORM GEAR CLAMPS

### MINIATURE CLAMPS - 5/16" BAND



Stainless Steel band with Carbon Steel Housing and Screw

5/16" band, 1/4" screw

#### 300 Series

- 1/4" Hex Slotted Carbon Steel Screw
- 5/16" Wide 301 Stainless Steel Band
- Carbon Steel Housing

**Applications:** For marine, agricultural, industrial and automotive uses. Corrosion resistance varies with stainless components.

Mechanically interlocked, 3 piece construction for service sealing pressure without spot welding.

PART #	DIA. RANGE		BOX/CASE	LIST PRICE
	MIN.	MAX.		
3000004	7/32"	5/8"	200/2400	---
3000005	7/16"	11/16"	200/2400	---
3000006	5/16"	7/8"	200/2400	---
3000008	7/16"	1"	200/1200	---
3000010	1/2"	1-1/16"	200/1200	---
3000012	9/16"	1-1/4"	200/1200	---
3000016	11/16"	1-1/2"	200/1200	---
3000020	7/8"	1-3/4"	200/1200	---

Stainless Steel band with Carbon Steel Housing and Screw

1/2" band, 5/16" screw

### 1/2" BAND CLAMPS



#### 600 Series

- 5/16" Hex Slotted Carbon Steel Screw
- 1/2" Wide 201 Stainless Steel Band
- Carbon Steel Housing

**Applications:** A general purpose clamp for automobiles, plumbing, home and garden general clamping applications, with anti-corrosive properties varying with the number of components made from stainless steel.

- No PSI Rating
- 50lb/ Inch Torque Rating Die Set Function

PART #	#	DIA. RANGE		BAG/CASE	LIST PRICE
		MIN.	MAX.		
600006	6	3/8"	7/8"	100/600	---
600008	8	7/16"	1"	100/600	---
600010	10	9/16"	1-1/16"	100/600	---
600012	12	9/16"	1-1/4"	100/600	---
600016	16	11/16"	1-1/2"	100/600	---
600020	20	3/4"	1-3/4"	100/300	---
600024	24	1-1/16"	2"	100/300	---
600028	28	1-5/16"	2-1/4"	100/300	---
600032	32	1-9/16"	2-1/2"	100/300	---
600036	36	1-13/16"	2-3/4"	50/200	---
600040	40	2-1/16"	3"	50/200	---
600044	44	2-5/16"	3-1/4"	50/200	---
600048	48	2-9/16"	3-1/2"	50/200	---
600052	52	2-13/16"	3-3/4"	25/100	---
600056	56	3-1/16"	4"	25/100	---
600060	60	3-5/16"	4-1/4"	25/100	---
600064	64	2-1/2"	4-1/2"	25/100	---
600072	72	3"	5"	25/100	---
600080	80	3-1/2"	5-1/2"	10/100	---
600088	88	4"	6"	10/100	---
600096	96	4-1/2"	6-1/2"	10/100	---
600104	104	5"	7"	10/100	---

**325 & 611 WORM GEAR CLAMPS**

## HOSE CLAMPS

**MINIATURE CLAMPS - 5/16" BAND**

Stainless Steel band and housing with Carbon Steel Screw

5/16" band, 1/4" screw

**325 Series**

- 1/4" Hex Slotted Carbon Steel Screw
- 5/16" Wide 301 Stainless Steel Band
- 301 Stainless Steel Housing

Applications: For agricultural, industrial and automotive uses. Corrosion resistance varies with stainless components.

PART #	DIA. RANGE		BOX/CASE	LIST PRICE
	MIN.	MAX.		
325004	7/32"	5/8"	200/2400	---
325005	7/16"	11/16"	200/2400	---
325006	5/16"	7/8"	200/2400	---
325008	7/16"	1"	200/1200	---
325010	1/2"	1-1/16"	200/1200	---
325012	9/16"	1-1/4"	200/1200	---
325016	11/16"	1-1/2"	200/1200	---
325020	7/8"	1-3/4"	200/1200	---

Mechanically interlocked, 3 piece construction for service sealing pressure without spot welding.

Stainless Steel band and housing with Carbon Steel Screw

1/2" band, 5/16" screw

**1/2" BAND CLAMPS****611 Series**

- 5/16" Hex Slotted Carbon Steel Screw
- 1/2" Wide 201 Stainless Steel Band
- 301 Stainless Steel Housing

**Applications:** The perfect clamp for automobiles, plumbing, home and garden general clamping applications, with anti-corrosive properties varying with the number of components made from stainless steel.

- No PSI Rating
- 50lb/ Inch Torque Rating Die Set Function

PART #	#	DIA. RANGE		BAG/CASE	LIST PRICE
		MIN.	MAX.		
611006	6	3/8"	7/8"	100/600	---
611008	8	7/16"	1"	100/600	---
611010	10	9/16"	1-1/16"	100/600	---
611012	12	9/16"	1-1/4"	100/600	---
611016	16	11/16"	1-1/2"	100/600	---
611020	20	3/4"	1-3/4"	100/300	---
611024	24	1-1/16"	2"	100/300	---
611028	28	1-5/16"	2-1/4"	100/300	---
611032	32	1-9/16"	2-1/2"	100/300	---
611036	36	1-13/16"	2-3/4"	50/200	---
611040	40	2-1/16"	3"	50/200	---
611044	44	2-5/16"	3-1/4"	50/200	---
611048	48	2-9/16"	3-1/2"	50/200	---
611052	52	2-13/16"	3-3/4"	25/100	---
611056	56	3-1/16"	4"	25/100	---
611060	60	3-5/16"	4-1/4"	25/100	---
611064	64	2-1/2"	4-1/2"	25/100	---
611072	72	3"	5"	25/100	---
611080	80	3-1/2"	5-1/2"	10/100	---
611088	88	4"	6"	10/100	---
611096	96	4-1/2"	6-1/2"	10/100	---
611104	104	5"	7"	10/100	---
611116	116	5-3/4"	7-3/4"	100/100	---
611128	128	6-1/2"	8-1/2"	100/100	---
611152	152	2"	10"	100/100	---
611164	164	1-3/4"	10-3/4"	100/100	---
611176	176	9-1/4"	11-1/4"	100/100	---
611188	188	2-1/16"	12-1/4"	100/100	---
611200	200	11"	13"	100/100	---
611212	212	11-3/4"	13-3/4"	100/100	---
611224	224	12-1/2"	14-1/2"	100/100	---
611248	248	10-3/4"	16"	100/100	---
611270	270	15-3/8"	17-3/8"	100/100	---
611312	312	18"	20"	100/100	---
611332	332	19-1/8"	21-1/4"	100/100	---
611390	390	22-7/8"	24-7/8"	100/100	---

**WARNING:** This product can expose you to chemicals, including Chromium, which are known to the State of California to cause cancer and birth defects or other reproductive harm. For more information, visit [www.P65Warnings.ca.gov](http://www.P65Warnings.ca.gov)

# 350 & 620 WORM GEAR CLAMPS

## HOSE CLAMPS

### MINIATURE CLAMPS - 5/16" BAND



#### 350 Series

- 1/4" Hex Slotted 410 Stainless Steel Screw
- 5/16" Wide 301 Stainless Steel Band
- 301 stainless Steel Housing
- 6mm thick

All Stainless Steel  
5/16" band, 1/4" screw

PART #	DIA. RANGE		BOX/CASE	LIST PRICE
	MIN.	MAX.		
350004	7/32"	5/8"	200/2400	---
350005	7/16"	11/16"	200/2400	---
350006	5/16"	7/8"	200/2400	---
350008	7/16"	1"	200/1200	---
350010	1/2"	1-1/16"	200/1200	---
350012	9/16"	1-1/4"	200/1200	---
350016	11/16"	1-1/2"	200/1200	---
350020	7/8"	1-3/4"	200/1200	---

Applications: For agricultural, industrial and automotive uses. Corrosion resistance varies with stainless components.

Mechanically interlocked, 3 piece construction for service sealing pressure without spot welding.

### 1/2" WIDE BAND CLAMPS (12.70MM)



#### 620 Series

- 5/16" Hex Slotted 305 Stainless Steel Screw
- 1/2" Wide 301 Stainless Steel Band
- 301 Stainless Steel Housing
- 6mm Thickness
- Use for underground and other high corrosive applications.
- For a sure grip application.
- Especially suited to industrial applications

All Stainless Steel  
1/2" band, 5/16" screw

PART #	#	DIA. RANGE		BOX/CASE	LIST PRICE
		MIN.	MAX.		
620006	6	3/8"	7/8"	100/600	---
620008	8	7/16"	1"	100/600	---
620010	10	9/16"	1-1/16"	100/600	---
620012	12	9/16"	1-1/4"	100/600	---
620016	16	11/16"	1-1/2"	100/600	---
620020	20	3/4"	1-3/4"	100/300	---
620024	24	1-1/16"	2"	100/300	---
620028	28	1-5/16"	2-1/4"	100/300	---
620032	32	1-9/16"	2-1/2"	100/300	---
620036	36	1-13/16"	2-3/4"	50/200	---
620040	40	2-1/16"	3"	50/200	---
620044	44	2-5/16"	3-1/4"	50/200	---
620048	48	2-9/16"	3-1/2"	50/200	---
620052	52	2-13/16"	3-3/4"	25/100	---
620056	56	3-1/16"	4"	25/100	---
620060	60	3-5/16"	4-1/4"	25/100	---
620064	64	2-1/2"	4-1/2"	25/100	---
620072	72	3"	5"	25/100	---
620080	80	3-1/2"	5-1/2"	10/100	---
620088	88	4"	6"	10/100	---
620096	96	4-1/2"	6-1/2"	10/100	---
620104	104	5"	7"	10/100	---
620116	116	5-3/4"	7-3/4"	100/100	---
620128	128	6-1/2"	8-1/2"	100/100	---
620152	152	2"	10"	100/100	---
620164	164	1-3/4"	10-3/4"	100/100	---
620176	176	9-1/4"	11-1/4"	100/100	---
620188	188	9.9"	12-1/4"	100/100	---
620200	200	11"	13"	100/100	---
620212	212	11-3/4"	13-3/4"	100/100	---
620224	224	12-1/2"	14-1/2"	100/100	---
620248	248	10-3/4"	16"	100/100	---
620270	270	15-3/8"	17-3/8"	100/100	---
620312	312	18"	20"	100/100	---
620332	332	19-1/8"	21-1/4"	100/100	---
620390	390	22-7/8"	24-7/8"	100/100	---

**WARNING:** This product can expose you to chemicals, including Chromium, which are known to the State of California to cause cancer and birth defects or other reproductive harm. For more information, visit [www.P65Warnings.ca.gov](http://www.P65Warnings.ca.gov)

CLAMPS

**#316 MARINE WORM GEAR CLAMPS**

HOSE CLAMPS

**MINIATURE CLAMPS - 5/16" BAND**

All #316 SS for Marine Environments

5/16" band, 1/4" screw

**350SS Series**

- 1/4" Hex Slotted 316 Stainless Steel Screw
- 316 Stainless Steel Band
- 8mm wide
- 6 mm thick
- 316 stainless Steel Housing

PART #	DIA. RANGE		BOX/CASE	LIST PRICE
	MIN.	MAX.		
350004SS	7/32"	5/8"	200/2400	---
350005SS	7/16"	11/16"	200/2400	---
350006SS	5/16"	7/8"	200/2400	---
350008SS	7/16"	1"	200/1200	---
350010SS	1/2"	1-1/16"	200/1200	---
350012SS	9/16"	1-1/4"	200/1200	---
350016SS	11/16"	1-1/2"	200/1200	---
350020SS	7/8"	1-3/4"	200/1200	---

Applications: For marine, agricultural, industrial and automotive uses. Corrosion resistance varies with stainless components.

Mechanically interlocked, 3 piece construction for service sealing pressure without spot welding.

**1/2" WIDE BAND CLAMPS (12.70MM)**

All #316 SS for Marine Environments

1/2" band, 5/16" screw

**620SS Series**

- 5/16" Hex Slotted 316 Stainless Steel Screw
- 1/2" Wide 316 Stainless Steel Band
- 316 Stainless Steel Housing

- 6mm Thickness
- Use for marine, underground and other high corrosive applications.

ALL 316SS PART #	#	DIA. RANGE		BOX/CASE	LIST PRICE
		MIN.	MAX.		
620006SS	6	3/8"	7/8"	100/600	---
620008SS	8	7/16"	1"	100/600	---
620010SS	10	9/16"	1-1/16"	100/600	---
620012SS	12	9/16"	1-1/4"	100/600	---
620016SS	16	11/16"	1-1/2"	100/600	---
620020SS	20	3/4"	1-3/4"	100/300	---
620024SS	24	1-1/16"	2"	100/300	---
620028SS	28	1-5/16"	2-1/4"	100/300	---
620032SS	32	1-9/16"	2-1/2"	100/300	---
620036SS	36	1-13/16"	2-3/4"	50/200	---
620040SS	40	2-1/16"	3"	50/200	---
620044SS	44	2-5/16"	3-1/4"	50/200	---
620048SS	48	2-9/16"	3-1/2"	50/200	---
620052SS	52	2-13/16"	3-3/4"	25/100	---
620056SS	56	3-1/16"	4"	25/100	---
620060SS	60	3-5/16"	4-1/4"	25/100	---
620064SS	64	2-1/2"	4-1/2"	25/100	---
620072SS	72	3"	5"	25/100	---



# QUICK RELEASE


## HOSE CLAMPS

# QUICK RELEASE


## 500/550 SERIES

These clamps feature a unique quick release design between the one piece housing and band allowing for quick and easy installation in restricted or difficult areas.

**Applications:** Quick release action permits easy installation in applications where clamp must be opened to be applied. Quick release clamps are used extensively in the telecommunications industry on cable enclosures where open air application demands durability.



Open/Close design allows easy installation.



### 500 Series

- 5/16" Hex Slotted Carbon Steel Screw
- 1/2" 301 Stainless Steel band
- 301 Stainless Steel Housing
- 410 Stainless Steel Bridge

### 550 Series

- 5/16" Hex Slotted 410 Stainless Steel Screw
- 1/2" 301 Stainless Steel band
- 301 Stainless Steel Housing
- 410 Stainless Steel Bridge

PART #	LIST PRICE	#	DIA. RANGE		PART #	LIST PRICE
			MIN.	MAX.		
500012	---	12	1/2"	1-1/4"	550012	---
	---	20	3/4"	1-3/4"	550020	---
	---	28	1"	2-1/4"	550028	---
	---	36	1"	2-3/4"	550036	---
	---	48	1-1/2"	3-1/2"	550048	---
	---	56	1"	4"	550056	---
	---	72	2"	5"	550072	---
500088	---	88	2-1/16"	6"	550088	---
500104	---	104	1-3/4"	7"	550104	---
500128	---	128	1-3/4"	8-9/16"	550128	---
500152	---	152	2"	10"	550152	---
500188	---	188	2-1/16"	12-5/16"	550188	---
500216	---	216	10-3/16"	14"	550216	---
500248	---	248	10-3/4"	16"	550248	---
500280	---	280	14-1/4"	18"	550280	---
		312	14"	20"	550312	---

**WARNING:** This product can expose you to chemicals, including Chromium, which are known to the State of California to cause cancer and birth defects or other reproductive harm. For more information, visit [www.P65Warnings.ca.gov](http://www.P65Warnings.ca.gov)

CLAMPS

**T-BOLT CLAMPS**

## HOSE CLAMPS

**T-Bolt Clamps**

- All designs meet SAE J1508 specifications.
- .025" Band Thickness
- 3/4" Wide Band
- Band Material: 301 Series Stainless Steel
- Bolt Material: 304 Series Stainless Steel
- Nut Material: 304 Series Stainless Steel
- Nuts are Self-locking
- Torque Rating 75 in/lb

Opens 1/16" above and tightens 1/8" smaller than nominal I.D. for a total of 3/16" range for clamps sizes 150 through 250. Opens 1/16" above and tightens 7/32" smaller than nominal I.D. for clamps sizes 256 through 750.



Purpose: To provide a quick, yet effective means of clamping a variety of fittings to a wide range of hose. T-Bolts can be applied with a standard 7/16" socket wrench. They provide 3600 sealing surface by using a shoe or formed bridge.

Services: The T-Bolt clamp is a high strength, reliable clamp with numerous applications in both the commercial and industrial markets including hose and ductwork connections for air, oil, water, other types of low pressure fluid lines, engine air intake, exhaust, hose and filters.

**ALL STAINLESS STEEL**

PART#	NOMINAL SIZE	O.D. RANGE		LIST PRICE
		FROM:	TO:	
840131	1-1/4	1-5/32"	1-15/32"	---
840150	1-1/2	1-3/8"	1-9/16"	---
840175	1-3/4	1-5/8"	1-13/16"	---
840188	1-7/8	1-3/4"	1-15/16"	---
840200	2	1-7/8"	2-1/16"	---
840225	2-1/4	2-1/8"	2-5/16"	---
840238	2-3/8	2-1/4"	2-7/16"	---
840250	2-1/2	2-3/8"	2-9/16"	---
840256	2-9/16	2-11/32"	2-5/8"	---
840263	2-5/8	2-13/32"	2-11/16"	---
840275	2-3/4	2-17/32"	2-13/16"	---
840288	2-7/8	2-21/32"	2-15/16"	---
840300	3	2-25/32"	3-1/16"	---
840312	3-1/8	2-29/32"	3-3/16"	---
840325	3-1/4	3-1/32"	3-5/16"	---
840350	3-1/2	3-9/32"	3-9/16"	---
840375	3-3/4	3-17/32"	3-13/16"	---
840382	3-53/64	3-19/32"	3-7/8"	---
840400	4	3-25/32"	4-1/16"	---
840425	4-1/4	4-1/32"	4-5/16"	---
840450	4-1/2	4-9/32"	4-9/16"	---
840475	4-3/4	4-17/32"	4-13/16"	---
840500	5	4-25/32"	5-1/16"	---
840525	5-1/4	5-1/32"	5-5/16"	---
840550	5-1/2	5-9/32"	5-9/16"	---
840575	5-3/4	5-17/32"	5-13/16"	---
840600	6	5-25/32"	6-1/16"	---
840625	6-1/4	6-1/32"	6-5/16"	---
840650	6-1/2	6-9/32"	6-9/16"	---
840675	6-3/4	6-17/32"	6-13/16"	---
840700	7	6-25/32"	7-1/16"	---
840750	7-1/2	7-9/32"	7-9/16"	---
840800	8	7-25/32"	8-1/16"	---
840850	8-1/4	8-9/32"	8-9/16"	---
840888	8-7/8	8-21/32"	8-15/16"	---
8401088	10-7/8	10-21/32"	10-15/16"	---

**WARNING:** This product can expose you to chemicals, including Chromium, which are known to the State of California to cause cancer and birth defects or other reproductive harm. For more information, visit [www.P65Warnings.ca.gov](http://www.P65Warnings.ca.gov)

# SPRING LOADED T-BOLT

## HOSE CLAMPS

### SPRING LOADED T-BOLT HOSE CLAMP

- Per SAE standard J1508 Type "SLTB"
- .025 Band Thickness
- 3/4 (19mm) band width
- Heavy duty springs
- Band Material: 300 stainless
- T-bolt: Carbon steel w/ zinc plating
- Housing (Bridge): 300 Stainless
- Hex nut: Carbon Steel, Nylon insert
- Torque rating: 150 in-lbs (8.5 mm)



Purpose: To provide constant tension performance to compensate for the expansion and contraction when temperatures fluctuate. Provides high strength and a 360° seal. Tighten with a 7/16" wrench or hex nutdriver.

Services: Designed for use in high vibration and large diameter applications common in heavy trucks, industrial machinery, off road equipment, agricultural irrigation and machinery, for air intake and coolant adapter

PART #	SAE #	MIN - MAX	WGT	BOX QTY	LIST PRICE
844213	40	2.13 - 2.44	0.170	100	---
844225	44	2.25 - 2.56	0.174	100	---
844238	48	2.38 - 2.69	0.179	100	---
844250	52	2.50 - 2.81	0.181	100	---
844263	56	2.63 - 2.94	0.183	100	---
844275	60	2.75 - 3.06	0.185	100	---
844300	68	3 - 3.31	0.187	100	---
844306	70	3.06 - 3.38	0.190	100	---
844313	72	3.13 - 3.44	0.192	100	---
844325	76	3.25 - 3.56	0.194	100	---
844338	80	3.38 - 3.69	0.196	100	---
844350	84	3.50 - 3.81	0.196	100	---
844356	86	3.56 - 3.88	0.196	100	---
844363	88	3.63 - 3.94	0.198	100	---
844375	92	3.75 - 4.06	0.198	100	---
844406	102	4.06 - 4.38	0.203	100	---
844413	104	4.13 - 4.44	0.209	100	---
844425	108	4.25 - 4.56	0.214	100	---
844456	118	4.56 - 4.88	0.216	100	---
844500	132	5 - 5.31	0.218	100	---
844525	140	5.25 - 5.56	0.220	100	---
844600	164	6 - 6.31	0.223	100	---
844625	172	6.25 - 6.56	0.225	100	---

Automatically adjust diameter for hose expansion and contraction due to temperature changes.

**CONSTANT TORQUE/ V-BAND**

## HOSE CLAMPS

# Constant Torque Hose Clamps

- All designs meet SAE J1508 specifications type "SLHD"
- .028 Band thickness
- Band material: 304 thickness
- Band width: 9/16" for 45in-lb  
5/8" for 90in-lb
- Band material: 304 stainless
- Housing: 304 stainless steel
- Bridge: 410 stainless steel
- Hex screw: 410 stainless steel



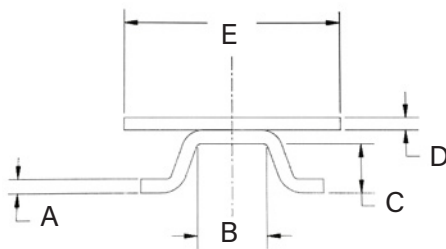
Purpose: To eliminate leaks by automatically increasing or decreasing the clamps diameter, decreasing the need for retightening. Constant torque clamps have an extended tail on the band to protect soft hose or tube from being cut.

Services: Constant torque clamps are an excellent choice for fluctuating and extreme temperature applications and thermal compensation.

PART #	CLAMPING RANGE	BAND WIDTH	TORQUE	SCREW SIZE	WGT	BOX QTY	LIST PRICE
842010	9/16" - 1 1/16"	9/16"	72 in-lb	5/16"	0.106	100	---
842012	11/16" - 1 1/4"	9/16"	72 in-lb	5/16"	0.108	100	---
842016	13/16" - 1 1/2"	9/16"	72 in-lb	5/16"	0.112	100	---
842020	13/16" - 1 3/4"	9/16"	72 in-lb	5/16"	0.119	100	---
842024	1 1/16" - 2"	9/16"	72 in-lb	5/16"	0.121	100	---
842200	1 1/4" - 2 1/8"	5/8"	130 in-lb High	3/8"	0.207	100	---
842250	1 3/4" - 2 5/8"	5/8"	130 in-lb High	3/8"	0.216	100	---
842300	2 1/4" - 3 1/8"	5/8"	130 in-lb High	3/8"	0.220	100	---
842350	2 3/4" - 3 5/8"	5/8"	130 in-lb High	3/8"	0.225	100	---
842400	3 1/4" - 4 1/8"	5/8"	130 in-lb High	3/8"	0.231	100	---
842450	3 3/4" - 4 5/8"	5/8"	130 in-lb High	3/8"	0.238	100	---
842500	4 1/4" - 5 1/8"	5/8"	130 in-lb High	3/8"	0.256	100	---
842550	4-3/4"-5-5/8"	5/8"	130 in-lb High	3/8"	0.284	100	---

## V-BAND HOSE CLAMPS

- Band thickness: see chart
- Band width: see chart
- Band material: 300 stainless
- Trunnion: 300 stainless
- 1/4" T-bolt: 300 Ziact plated steel



Purpose: to provide a fast, secure coupling for connecting flanged joints.

Services: V-Band clamps feature high strength and positive sealing integrity for applications including: heavy duty diesel engine exhaust and turbochargers, filter housings, emissions and general industrial applications.

PART#	NOMINAL DIAMETER	V-INSERT SECTIONS			BANDS		WGT	BOX QTY	LIST PRICE
		A	B	C	D	E			
843321	3.21	0.050	0.262	0.141	0.035	0.750	0.525	100	---
843382	3.82	0.077	0.207	0.281	0.040	0.875	0.531	100	---
843388	3.88	0.050	0.400	0.281	0.040	0.875	0.536	100	---
843450	4.50	0.077	0.207	0.281	0.040	0.875	0.547	100	---
843461	4.61	0.050	0.156	0.281	0.035	0.750	0.549	100	---
843475	4.75	0.050	0.400	0.281	0.040	0.875	0.553	100	---
843525	5.25	0.050	0.262	0.141	0.035	0.750	0.567	100	---
843588	5.88	0.050	0.400	0.281	0.040	0.875	0.575	100	---

# HOSE CLAMPS

## HOSE CLAMPS



R88 Series

Rugged, heavy duty two bolt clamps without saddles  
Zinc plated ductile iron clamp  
Zinc plated carbon steel bolt and nuts

### DOUBLE BOLT CLAMPS

PART #	SIZE	SIZE RANGE	MAX TORQUE FT LBS	LIST PRICE
R88DB-12-DP*	1-1/8	1-1/8" - 1-1/4"	15	---
R88DB-16-DP*	1-3/8	1-3/8" - 1-1/2"	20	---
R88DB-20-DP*	1-5/8	1-5/8" - 1-3/4"	25	---
R88DB-24-DP*	2	2" - 2-1/8"	25	---
R88DB-32-DP*	2-1/4	2-1/4" - 2-3/8"	30	---

### SC SPIRAL CLAMP SERIES

Spiral wound clamps specifically designed for use on heavily corrugated suction hoses. Available in left hand (counter clockwise) and right hand (clockwise) spiral. Zinc plated steel construction.



PART #	LIST	HOSE ID	O.D. RANGE MM	PART #	LIST PRICE
SC-200R-SP*	---	2"	51 - 56	SC-200L-SP	---
SC-300R-SP*	---	3"	76 - 90	SC-300L-SP	---
SC-400R-SP*	---	4"	106 - 118	SC-400L-SP	---
SC-600R-SP*	---	6"	151 - 170	SC-600L-SP	---



### M10DC MAXICLAMP SERIES

Clamp sizes for hose O.D. from 131 mm to 252 mm  
Silver (clear) zinc plated steel Band/Bridge/Trunnion/Sleeve/Bolt  
10 mm silver zinc plated steel bolts  
1.7 mm thick x 30 mm wide band  
Suggested installation torque 30 Nm (22 Ft lbs)  
Minimum breaking torque 40 Nm (29.5 ft.lbs.)

PART #	SIZE MM	RANGE	LIST PRICE
M10DC-86	86 - 91	3.38" - 3.58"	---
M10DC-92	92 - 97	3.62" - 3.82"	---
M10DC-104	104 - 112	4.09" - 4.41"	---
M10DC-113	113 - 121	4.45" - 4.76"	---
M10DC-122	122 - 130	4.80" - 5.12"	---
M10DC-131	131 - 139	5.16" - 5.47"	---
M10DC-140	140 - 148	5.51" - 5.83"	---
M10DC-149	149 - 161	5.87" - 6.34"	---
M10DC-162	162 - 174	6.38" - 6.85"	---
M10DC-175	175 - 187	6.89" - 7.36"	---
M10DC-188	188 - 200	7.40" - 7.87"	---
M10DC-200	200 - 220	7.87" - 8.66"	---
M10DC-220	220 - 240	8.66" - 9.45"	---
M10DC-240	240 - 260	9.45" - 10.24"	---
M10DC-260	260 - 280	10.24" - 11.02"	---
M10DC-280	280 - 300	11.02" - 11.81"	---
M10DC-300	300 - 325	11.81" - 12.80"	---
M10DC-325	325 - 350	12.80" - 13.78"	---
M10DC-350	350 - 375	13.78" - 14.76"	---
M10DC-375	375 - 400	14.76" - 15.75"	---
M10DC-400	400 - 425	15.75" - 16.73"	---
M10DC-425	425 - 450	17.73" - 17.72"	---
M10DC-450	450 - 475	17.72" - 18.70"	---

**CARBON STEEL 1-EAR**

HOSE CLAMPS

**CARBON STEEL 1-EAR CLAMPS**

1-Ear Clamps are intended for low pressure applications such as automotive (not fuel lines), appliances, industrial machinery, underground irrigation systems and beverage dispensing equipment. They are specifically designed for mass production applications where inexpensive clamps are needed.

**Pressure:**

As a guideline, 1-Ear Clamps have held

30 bar - 441 psi.

This was done using a static water pressure test.

- 100 PER BAG

**Material:**

Hot dipped galvanized carbon steel band - G90

PART #	REF#	NOMINAL SIZE	INCHES		LIST PRICE
			CLOSE	OPEN	
1050000	105	3/8"	0.350	0.414	---
1050001	113	7/16"	0.381	0.444	---
1050002	123	15/32"	0.394	0.486	---
1050003	133	1/2"	0.453	0.524	---
1050006	140	35/64"	0.472	0.551	---
1050007	145	9/16"	0.496	0.571	---
1050008	157	5/8"	0.543	0.618	---
1050009	170	11/16"	0.594	0.669	---
1050010	185	23/32"	0.618	0.728	---
1050011	198	3/4"	0.669	0.779	---
1050012	210	13/16"	0.716	0.827	---
1050013	226	7/8"	0.779	0.890	---
1050014	241	15/16"	0.839	0.949	---
1050015	256	1"	0.898	1.008	---
1050016	271	1-1/16"	0.945	1.067	---
1050017	286	1-1/8"	1.004	1.126	---
1050018	301	1-3/16"	1.063	1.185	---
1050020	331	1-5/16"	1.181	1.303	---
1050021	346	1-3/8"	1.240	1.362	---
1050023	376	1-15/32"	1.358	1.480	---
1050025	396	1-9/16"	1.437	1.559	---
1050026	410	1-5/8"	1.492	1.614	---
1050029	455	1-3/4"	1.669	1.791	---
1050030	470	1-16/16"	1.728	1.850	---
1050032	500	1-15/16"	1.846	1.968	---
1050033	515	2"	1.905	2.028	---

**WARNING:** This product can expose you to chemicals, including Cobalt, which are known to the State of California to cause cancer. For more information, visit [www.P65Warnings.ca.gov](http://www.P65Warnings.ca.gov)



## 2 EAR AND GAPLESS

### HOSE CLAMPS

#### 2-EAR CLAMPS

2-Ear Clamps are especially suited for industrial use and with heavily vibrating equipment.

This is a medium pressure clamp and is widely used for maintenance and OEM applications. Rubber hose, plastic tubing, coaxial and electrical cable, rope, etc. are all easily clamped. These clamps are installed on air, fluid, gas and steam lines. The one piece design offers a positive, tamper-proof seal without damaging the hose.

#### PRESSURE:

As a guideline, 2-Ear Clamps successfully seal at 54 bar - 800 psi with 35 pulsating strokes a minute.

#### MATERIAL:

Zinc plated carbon steel  
SAE 1008/1010 or DIN 1.0338  
Stainless steel tubing  
UNS S30400 or DIN 1.4301



• 100 PER BAG

Note: When ordering your 2-Ear Clamps select nominal clamp size nearest to, but always larger than, O.D. of material to be clamped after insert has been fitted.

#### ZINC PLATED CARBON STEEL

PART #	NOMI-NAL SIZE	INCHES		LIST PRICE
		CLOSE	OPEN	
1010002	3/16"	0.134	0.197	
1010008	5/16"	0.276	0.354	
1010011	3/8"	0.319	0.433	
1010016	1/2"	0.425	0.512	
1010019	9/16"	0.492	0.591	
1010022	19/32"	0.551	0.669	
1010024	5/8"	0.591	0.709	
1010027	3/4"	0.638	0.787	

#### STAINLESS STEEL

PART #	NOMINAL SIZE	INCHES		LIST PRICE
		CLOSE	OPEN	
1510003	1/4"	0.197	0.276	
1510004	5/16"	0.276	0.354	
1510023	3/8"	0.319	0.433	
1510006	1/2"	0.425	0.512	
1510007	9/16"	0.492	0.591	
1510008	19/32"	0.551	0.669	
1510009	5/8"	0.591	0.709	
1510010	3/4"	0.638	0.787	
1510011	13/16"	0.709	0.866	
1510012	7/8"	0.748	0.906	
1510013	15/16"	0.827	0.984	
1510014	1"	0.886	1.063	
1510016	1-1/8"	1.035	1.221	
1510019	1-9/16"	1.260	1.457	
1510020	1-1/2"	1.378	1.575	

**\*Minimum QTYs may apply\***

#### GAPLESS EAR CLAMPS

#### Features

- Assured clamping seal
- For low durometer and/ or thin-walled hose/ tubing
- Perfect for silicon, vinyl, polyurethane or other high tech materials used in all industries.
- Once installed, smooth inner band circumference prevents damage to the hose while the unique tongue-in-groove design provides a 360° seal
- There are no steps or gaps inside clamp



#### Material

- Stainless steel tubing UNS S30400 or DIN 1.4301

• 100 PER BAG

PART #	NOMI-NAL SIZE	BAND WIDTH	INCHES		LIST PRICE
			CLOSE	OPEN	
16700001	9/32"	5mm	0.228	0.276	
16700004	3/8"	5mm	0.307	0.374	
16700007	7/16"	5mm	0.378	0.445	
16700010	1/2"	7mm	0.425	0.524	
16700012	35/64"	7mm	0.453	0.551	
16700013	9/16"	7mm	0.472	0.571	
16700016	5/8"	7mm	0.520	0.618	
16700017	11/16"	7mm	0.571	0.669	
16700022	3/4"	7mm	0.654	0.780	
16700024	13/16"	7mm	0.701	0.827	

**HOSE CLAMPS**

HOSE CLAMPS

**EAR CLAMPS****2-EAR PINCH CLAMPS**

Robust, durable one-piece design offers positive, tamper resistant seal for air and fluid media lines smooth edges prevent damage to hose designed for one time use only

**CIRCLE CLAMP 2 EAR**

White zinc plated carbon steel



PART #	SIZE	CLOSED	OPEN	LIST PRICE
CC-1113	1/2	0.433	0.512	---
CC-1315	9/16	0.512	0.591	---
CC-1517	19/32	0.591	0.669	---
CC-1518	5/8	0.591	0.709	---
CC-1720	3/4	0.669	0.787	---
CC-2023	7/8	0.787	0.906	---
CC-2225	15/16	0.866	0.984	---
CC-2327	1	0.906	1.063	---
CC-2528	1-1/16	0.984	1.102	---
CC-2731	1-1/8	1.063	1.220	---
CC-3134	1-5/16	1.220	1.339	---
CC-3740	1-1/2	1.457	1.575	----

**hammerlock CLAMPS****HAMMERLOCK CPHL SERIES**

Double wrapped galvanized steel band preformed to a given diameter and ready for application.



IMPORT



PART #	SIZE	WIDTH	LIST PRICE
CPHL-03	1-3/16"	3/8"	---
CPHL-04	1"	5/8"	---
CPHL-05	1-1/4"	5/8"	---
CPHL-06	1-1/2"	5/8"	---
CPHL-07	1-3/4"	5/8"	---
CPHL-08	2"	5/8"	---
CPHL-09	2-1/4"	5/8"	---
CPHL-10	2-1/2"	5/8"	---
CPHL-11	2-3/4"	5/8"	---
CPHL-12	3"	5/8"	---
CPHL-14	3-1/2"	5/8"	---
CPHL-16	4"	5/8"	---
CPHL-18	4-1/2"	5/8"	---
CPHL-20	5"	5/8"	---

**HAMMERLOCK CPHLS SERIES**

Double wrapped stainless steel band preformed to a given diameter and ready for application. Stainless steel lok for strength.

IMPORT



PART #	SIZE	WIDTH	LIST PRICE
CPHLS-04	1"	5/8"	---
CPHLS-05	1-1/4"	5/8"	---
CPHLS-06	1-1/2"	5/8"	---
CPHLS-07	1-3/4"	5/8"	---
CPHLS-08	2"	5/8"	---
CPHLS-09	2-1/4"	5/8"	---
CPHLS-10	2-1/2"	5/8"	---
CPHLS-11	2-3/4"	5/8"	---
CPHLS-12	3"	5/8"	---
CPHLS-14	3-1/2"	5/8"	---
CPHLS-16	4"	5/8"	---
CPHLS-18	4-1/2"	5/8"	---
CPHLS-20	5"	5/8"	---
CPHLS-24	6"	5/8"	---
CPHLS-28	7"	5/8"	---
CPHLS-32	8"	5/8"	---

**WARNING:** This product can expose you to chemicals, including Chromium, which are known to the State of California to cause cancer and birth defects or other reproductive harm. For more information, visit [www.P65Warnings.ca.gov](http://www.P65Warnings.ca.gov)



# PREFORMED

## HOSE CLAMPS

**TO ORDER** the correct size Fast Lok Clamps, measure the outside diameter of the hose or article and then select the next larger inside diameter clamp by catalog number.

- Minimum Qty may apply



Preformed Clamps are double wrapped and formed to a given diameter. Used primarily where one end of the hose or article is free to allow the clamps to be slid over the hose end before the fitting is inserted. All clamps may be pulled down to a smaller diameter but cannot be adjusted to a larger diameter.

### PREFORMED CLAMPS

(3/8" AND 5/8" (NOMINAL) WIDTH) - 100/BOX

PART #	BAND WIDTH & THICKNESS	LIST PRICE	CLAMP I.D. INCHES	CATALOG NUMBER SS	BAND WIDTH & THICKNESS	LIST PRICE
F-3	3/8 x .025		13/16			
F-311	3/8 x .025		1 3/8			
F-4	5/8 x .025		1	FS-4	5/8 x .022	
F-5	5/8 x .025		1 1/4	FS-5	5/8 x .022	
F-6	5/8 x .031		1 1/2	FS-6	5/8 x .022	
F-7	5/8 x .031		1 3/4	FS-7	5/8 x .022	
F-8	5/8 x .031		2	FS-8	5/8 x .022	
F-9	5/8 x .031		2 1/4	FS-9	5/8 x .022	

### WITH STAINLESS STEEL LOK - 50/BOX

F-10	5/8 x .031		2 1/2	FS-10	5/8 x .022	
F-11	5/8 x .031		2 3/4	FS-11	5/8 x .022	
F-12	5/8 x .031		3	FS-12	5/8 x .022	
F-14	5/8 x .031		3 1/2	FS-14	5/8 x .022	
<b>25/ BOX</b>						
F-16	5/8 x .031		4	FS-16	5/8 x .022	
F-18	5/8 x .031		4 1/2	FS-18	5/8 x .022	
F-20	5/8 x .031		5	FS-20	5/8 x .022	
	5/8 x .031		6	FS-24	5/8 x .022	
	5/8 x .031		7	FS-28	5/8 x .022	

Double-wrapped, Triple Punched, Holds Permanently




Galvanized Preformed Clamps 2 1/2 inch I.D. and above, and 5/8" wide open end clamps have a stainless steel lock for greater strength and rigidity.

## K-CLAMP PREFORMED HOSE CLAMPS

Each clamp is a double wrapped metal band formed to a given diameter. The clamp is designed to be slid over the hose end before the fitting is inserted. A punch-type or fold-up tool is then used to apply the clamp.

Punch Indentation for ease of center punching

Heavy Duty Lock for greater strength and rigidity



Heavy Duty Clamp



K-Clamps may be secured by either a punch or fold-up method. (See cross sectioned views)

- Minimum Qty may apply

### Center Punched

Less tension loss. Patented hole in inner band gives better internal mechanical locking after punching

### Fold-up



### PREFORMED CLAMPS

(3/8" AND 5/8" (NOMINAL) WIDTH) - 100/BOX

GALVANIZED STEEL

STAINLESS STEEL  
TYPE 301

PART #	LIST	CLAMP I.D. INCHES	BAND WIDTH & THICKNESS	PART #	LIST PRICE
K-3		13/16"	3/8" x .025	KS-3	
K-311		1-3/8"	3/8" x .025	KS-311	
K-4		1"	5/8" x .030	KS-4	
K-5		1-1/4"	5/8" x .030	KS-5	
K-6		1-1/2"	5/8" x .030	KS-6	
K-7		1-3/4"	5/8" x .030	KS-7	
K-8		2"	5/8" x .030	KS-8	
K-9		2-1/4"	5/8" x .030	KS-9	
<b>50/BOX</b>					
K-10		2-1/2"	5/8" x .030	KS-10	
K-11		2-3/4"	5/8" x .030	KS-11	
K-12		3"	5/8" x .030	KS-12	
K-14		3-1/2"	5/8" x .030	KS-14	
<b>25/BOX</b>					
K-16		4"	5/8" x .030	KS-16	
K-18		4-1/2"	5/8" x .030	KS-18	
K-20		5"	5/8" x .030	KS-20	
K-24		6"	5/8" x .030		
K-28		7"	5/8" x .030		

# CLAMPING TOOLS

## HOSE CLAMPS

### MODEL 1098 I STANDARD JAW PINCERS

Domestic

PART #	LIST PRICE
OETP-1098	---



PART #	LIST PRICE
1410118	---

### SIDE JAW PINCERS

This dual purpose, side jaw design allows clamps to be applied or removed in confined areas with pincers held parallel to the hose. Also used like standard Pincers.

Domestic



PART #	LIST PRICE
1410083	Model 10991 ---

### TPT TOOLS AND PARTS



PART #	LIST PRICE
TPT-1	---

### HOSE CRIMPER



HOSE CRIMPER COMES WITH 5 DIES  
Die Sizes = 5/8", 37/64", 12/32", 31/64", 11/16"

PART #	LIST PRICE
308070	Hose Crimper ---

### LOKING TOOL



PART #	LIST PRICE
F38	---

Portable hand tool used to apply punch Type 3/8 & 5/8 Clamps

### BUCHANAN TYPE



P38

### LOKING TOOL



PART #	LIST PRICE
F40	---

Used to apply Punch Type 3/8 & 5/8 clamps. Order mallet separately


### LOKING TOOL



Used to apply Punch Type 3/8 & 5/8 clamps. Order mallet separately

PART #	LIST PRICE
F100	---

### LOKING TOOL HD



P300

P1

PART #	LIST PRICE
P1	HEAVY DUTY ---
P300	IMPORTED VERSION ---

**WARNING:** This product can expose you to chemicals, including Cobalt, which are known to the State of California to cause cancer. For more information, visit [www.P65Warnings.ca.gov](http://www.P65Warnings.ca.gov)

# LINED BAND CLAMPS

## HOSE CLAMPS

Features unique one-piece housing, rolled-up band edges and a non-perforated (embossed) band that protects the hose. For added corrosion resistance, the band in the 12mm Standard is made of Aluzinc which gives three times the protection offered by conventional galvanized steel.

- Features high clamping force and high durability torque.
- Stainless: All parts in AISI 304 Stainless Steel.

A non-perforated band with rolled up edges eliminates hose damage while increasing clamping force. Per SAE standard J1508 Type "FEO"



## GENERAL PURPOSE EMBOSSED WORM-GEAR HOSE CLAMPS

• Minimum Qty may apply

PART # ALUZINC	LIST PRICE	SAE SIZE	CLAMPING RANGE		BAG	PART# 304 SS	LIST PRICE
			INCHES	MM			
88024	-----	8	5/8-1	15-24	1000	89024	-----
88028	-----	10	3/4-1-1/8	19-28	500	89028	-----
88032	-----	12	7/8-1-1/4	22-32	500	89032	-----
88038	-----	16	1-1/16-1-1/2	26-38	500	89038	-----
		20	1-1/4-1-3/4	32-44	500	89044	-----
88050	-----	24	1-1/2-2	38-50	500	89050	-----
88056	-----	28	1-3/4-2-1/4	44-56	500	89056	-----
88065	-----	32	2-2-9/16	50-65	200	89065	-----
88075	-----	40	2-5/16-3	58-75	200	89075	-----
88085	-----	44	2-11/16-3-3/8	68-85	200	89085	-----
88095	-----	52	3-3-3/4	77-95	200	89095	-----
		64	3-7/16-4-7/16	87-112	200	89112	-----

## MINI CLAMPS

Sure seal for small, thin walled hoses. The nut is secured to the clamp, making installation easier and the hexagonal head can be tightened with a socket wrench or screw driver. Bandwidth is 9mm.

### PAINTED ALUZINC STANDARD MINI CLAMPS



PART # ALUZINC	CLAMPING RANGE		QTY PER BAG	LIST PRICE
	INCHES	MM		
92010	.36-.41	9-10.5	1000	-----
92011	.37-.45	9.5-11.5	900	-----
92012	.41-.49	10.5-12.5	800	-----
92013	.45-.53	11.5-13.5	800	-----
92014	.49-.57	12.5- 14.5	700	-----
92015	.53-.61	13.5-15.5	600	-----
92016	.55-.65	14-16.5	500	-----
92017	.59-.69	15-17.5	500	-----

## MINI CLAMPS

### 304 SS MINI CLAMPS



PART # 304 SS	CLAMPING RANGE		QTY PER BAG	LIST PRICE
	INCHES	MM		
93008	.30-.34	7.5-8.5	1000	---
93009	.34-.37	8.5-9.5	1000	---
93011	.41-.47	10.5-12	900	---
93013	.49-.55	12.5-14	800	---
93017	.63-.71	16-18	500	---

**LINED, MINI/ RUBBER LINED****HOSE CLAMPS****RUBBER LINED CLAMPS**

Multiple uses for holding cable, wire, pipe and hose. The rubber cushion absorbs vibration, provides protection against scratching and is made of black EPDM type rubber.

Rubber cushion clamps are used in a variety of industries and applications including automotive, truck, hydraulics and pneumatics, ship building, refrigeration, large equipment packaging etc.

Bandwidths and mounting hose sizes vary by diameter and material.

- Aluzinc clamps have a .26 hole diameter
- Stainless Steel .20 diameter

PART # ALUZ- INC	QTY PER BAG	LIST PRICE	CLAMPING RANGE		PART# 304 SS	QTY PER BAG	LIST PRICE
			INCHES	MM			
95300	100	-----	1/8	3			
95301	100	-----	3/16	5	96301	1000	---
95302	100	-----	1/4	6	96302	200	---
95303	100	-----	5/16	8	96303	1000	---
95304	100	-----	3/8	10	96304	100	---
95305	100	-----	7/16	11	96305	1000	---
95306	100	-----	1/2	13	96306	100	---
95307	100	-----	9/16	14	96307	100	---
95308	100	-----	5/8	16	96308	100	---
95309	50	-----	11/16	18			
95310	50	-----	3/4	19	96310	500	---
95311	50	-----	13/16	21			
95312	50	-----	7/8	22	96312	500	---
95313	50	-----	15/16	24			
95314	50	-----	1	25	96314	500	---
95315	50	-----	1-1/16	27			
95316	50	-----	1-1/8	29	96316	500	---
95317	50	-----	1-3/16	30			
95318	50	-----	1-1/4	32	96318	500	---
95319	50	-----	1-5/16	33			
95320	50	-----	1-3/8	35	96320	500	---
95321	50	-----	1-7/16	36			
95322	500	-----	1-1/2	38	96322	100	---
95326	50	-----	1-5/8	41			
95323	25	-----	1-3/4	45	96323	500	---
95328	25	-----	1-7/8	47			
95324	25	-----	2	51			
95325	25	-----	2-1/8	54			
95329	25	-----	2-3/8	60			
95327	25	-----	2-1/2	65			
95330	15	-----	2-15/16	74			
95331	10	-----	4-5/16	110			

**RUBBER CUSHIONED CLAMP, ZINC PLATED STEEL**

PART #	MOUNTING DIA	CLAMP DIA	LIST PRICE
95402	3/8"	1/4"	-----
95404	3/8"	3/8"	-----
95406	3/8"	1/2"	-----
95408	3/8"	5/8"	-----
95410	3/8"	3/4"	-----
95414	3/8"	1"	-----
95418	3/8"	1 1/4"	-----
95422	3/8"	1 1/2"	-----
95424	3/8"	2"	-----
95427	3/8"	2 1/2"	-----
95432	3/8"	3"	-----
95433	3/8"	4"	-----
95434	3/8"	5"	----

**GALVANIZED STEEL VINYL COATED CLAMP**

PART #	MOUNTING DIA	CLAMP DIA	LIST PRICE
95504	1/4"	3/8"	-----
95506	1/4"	1/2"	-----
95508	1/4"	5/8"	-----
95510	1/4"	3/4"	-----
95512	1/4"	7/8"	-----
95514	1/4"	1"	-----
95516	1/4"	1 1/8"	-----
95518	1/4"	1 1/4"	-----
95522	1/4"	1 1/2"	-----
95523	1/4"	1 3/4"	-----
95524	1/4"	2"	-----

# HOSE FERRULES

HOSE CLAMPS

## HOSE FERRULES

Brass Hose Ferrules offer an alternative to hose clamps. After crimping, the ferrule will provide a permanent clamping force on both the hose and fitting.

I.D.  Pierce/ Hole

• ASTM B36 Alloy 268

PART #	FER-RULE #	I.D.	LENGTH	PIERCE	GAUGE	LIST
32500	6231	0.330	0.49	0.250	0.020	---
32501	833	0.358	0.500	0.265	0.020	---
32503	833B	0.375	0.718	0.265	0.025	---
32502	622	0.380	0.500	0.265	0.020	---
32550	619	0.400	0.47	0.27	0.020	---
32504	620	0.410	0.500	0.265	0.020	---
32505		.405	.718	.265	0.020	
32551	769R	0.450	0.562	0.343	0.020	---
32552	4750	0.478	0.687	0.328	0.025	---
32553	624R	0.500	0.500	0.343	0.020	---
32506	7322A	0.500	1.000	0.343	0.025	---
32554	7322	0.500	1.000	0.328	0.025	---
32555	625	0.525	0.47	0.36	0.020	---
32517	625A	0.525	0.56	0.360	0.020	---
32556	7323	0.525	1.000	0.375	0.025	---
32521	9974	0.525	1.000	0.437	0.025	---
32557	7324	0.531	1.000	0.375	0.025	---
32558	626	0.550	0.484	0.375	0.020	---
32507	3588	0.56	0.75	0.375	0.020	---
32559	7325	0.56	1.000	0.437	0.025	---
32561	7326	0.593	1.000	0.437	0.025	---
32563	JJ	0.600	0.500	0.500	0.020	---
32526	II	0.625	0.500	0.500	0.020	---
32564	7327	0.625	1.000	0.437	0.025	---
32565	HH	0.650	0.500	0.500	0.020	---
32566	7328	0.656	1.000	0.437	0.025	---
32567	GG	0.675	0.515	0.500	0.020	---
32568	7329	0.69	1.000	0.500	0.025	---

PART #	FER-RULE #	I.D.	LENGTH	PIERCE	GAUGE	LIST
32570	7330	0.718	1.000	0.500	0.025	---
32508	7330A	0.718	1.000	0.625	0.025	---
32571	EE	0.725	0.530	0.500	0.020	---
32572	DD	0.750	0.531	0.500	0.020	---
32510	7331B	0.75	1.00	0.500	0.025	---
32573	7331	0.750	1.000	0.625	0.025	---
32574	CC	0.775	0.531	0.500	0.020	---
32533	7332B	0.781	1.000	0.500	0.025	---
32575	7332	0.781	1.000	0.625	0.025	---
32576	BB	0.800	0.546	0.562	0.020	---
32577	7333	0.812	1.000	0.625	0.025	---
32578	AA	0.825	0.546	0.562	0.020	---
32535		0.85	0.968	0.687	0.025	---
32579	7244	0.875	0.843	0.687	0.025	---
32539	5029A	0.900	0.875	0.687	0.025	---
32580	7113	0.925	0.968	0.750	0.025	---
32543	5028A	0.975	0.843	0.687	0.025	---
32545	5235A	1.000	0.843	0.687	0.025	---
32549	7145A	1.050	0.843	0.687	0.025	---
32584	5027	1.100	0.843	0.812	0.025	---
32586	7104A	1.15	0.843	0.875	0.025	---
32588	7088A	1.175	0.875	0.875	0.025	---
32590	875L	1.200	0.843	0.875	0.025	---
32591	7291	1.225	0.968	0.875	0.025	---
32592	7255	1.25	0.968	1.000	0.04	---
32596	8000	1.425	0.875	1.062	0.025	---
32597	1500	1.50	0.875	1.125	0.025	---

### STAINLESS STEEL FERRULES



PART #	CROSS #	I.D.	LENGTH	HOLE	METAL THICKNESS	LIST PRICE
32552SS	x4750	.478	.687	.328	.020	---
32557SS	7324	.531	1.00	.438	.020	---
32559SS	7325	.56	1.00	.437	.020	---
32561SS	7326	.593	1.00	.437	.020	---
32564SS	7327	.625	1.00	.437	.020	---
32566SS	7328	.656	1.00	.437	.020	---
32568SS	7329	.69	1.00	.50	.020	---
32570SS	7330	.718	1.00	.625	.020	---
32575SS	7332	.781	1.00	.625	.020	---
32577SS	7333	.812	1.00	.625	.020	---
32588SS	7088A	1.175	.844	.875	.020	---

**TUBING**  
TUBING

**TUBING**





**POLYURETHANE**



**POLYETHYLENE**

Sold individually boxed



Natural, Black, Blue, Green, Red, Yellow, Orange

**NYLON**

Sold individually boxed



**PVC**

• Clear

Sold individually boxed



**COPPER AND ALUMINUM**



**TYPE L AND REFRIGERATION**

**ALUMINUM**



# POLYURETHANE NSF 51®



NSF 51® polyurethane (PUR) Shore A 98 tubing is made from the highest quality raw materials available. It is etherbased to provide excellent hydrolysis, oil and cold resistance. Polyurethane NSF 51® is strong and flexible and offers superior kink resistance compared to other tubing. It is 5 to 10 times more wear resistant and lighter in weight than any rubber hose.

Polyurethane NSF 51® tubing has an outside diameter made to extremely tight tolerances. It is ideal for use with push-to-connect fittings, as well as barb-type and compression fittings for simple installation.

**Features**

- Strong
- Lightweight
- Flexible
- Abrasion Resistant
- Heat & Cold Resistant
- Chemical Resistant
- Kink Resistant
- NSF 51® Certified
- Meets NSF 61® Requirements

**Specifications**


Temperature Range: -40°F to +160°F  
 Hardness: Shore A 98  
 Vacuum Rating:  
 To 28" Hg  
 Tolerances:  
 1/8"-1/2" O.D. +/- .005  
 9/16"-3/4" O.D. +/- .006  
 RoHS Compliant

**Applications**

Pneumatic Tools      Lube Lines  
 Pneumatic Piping      Painting Systems  
 Vacuum                  Food & Beverages  
 Laboratories  
 Robotics  
 Motion Control  
 Instrumentation  
 Agriculture

**100' FOOT LENGTHS**

**CLEAR**



PART #	O.D. (IN)	I.D. (IN)	WALL THICKNESS (IN)	BEND RADIUS (IN)	W.P. @70°F (PSI)	W.P. @150°F (PSI)	3:1 BURST PRESSURE	PACKAGE WEIGHT (LBS)	LIST PRICE
973343	.250	.156	.047	.476	180	70	540	1.50	---
973345	.375	.250	.063	1.000	150	70	450	3.40	---
973345	.375	.250	.063	1.000	150	70	450	3.40	---
973346	.500	.328	.086	1.102	150	70	450	5.60	---

**BLACK**



PART #	O.D. (IN)	I.D. (IN)	WALL THICKNESS (IN)	BEND RADIUS (IN)	W.P. @70°F (PSI)	W.P. @150°F (PSI)	3:1 BURST PRESSURE	PACKAGE WEIGHT (LBS)	LIST PRICE
73341B	4mm, 5/32	.093	.031	.250	200	85	600	.70	---
73343B	.250	.156	.047	.476	180	70	540	1.50	---
73345B	.375	.250	.063	1.000	150	70	450	3.40	---
73346B	.500	.328	.086	1.102	150	70	450	5.60	---

**BLUE**



PART #	O.D. (IN)	I.D. (IN)	WALL THICKNESS (IN)	BEND RADIUS (IN)	W.P. @70°F (PSI)	W.P. @150°F (PSI)	3:1 BURST PRESSURE	PACKAGE WEIGHT (LBS)	LIST PRICE
73343U	.250	.156	.047	.476	180	70	540	1.50	---
73345U	.375	.250	.063	1.000	150	70	450	3.40	---
73346U	.500	.328	.086	1.102	150	70	450	5.60	---

# POLYETHYLENE

## LINEAR LOW DENSITY POLYETHYLENE TUBING (LLDPE)

### Features

- Chemically Inert
- Chemical Resistant
- Lightweight & Flexible
- Good Dielectric Properties
- Impermeable to Gases
- Meets FDA Requirements
- Multiple Colors Available
- Vacuum rating to 28" Hg

Polyethylene is made from 100% non-toxic ingredients. It's inert nature and FDA compliant status makes it perfect for food, water and beverage piping. It is ideal for use in pneumatic, drain piping, lab use and chemical transfer applications which require an inexpensive tubing.

Polyethylene is highly-resistant to stress cracking from chemicals, aging and ultraviolet exposure. For use with barb-type, push-to-connect or compression-style fittings.

### Specifications

Temperature Range: -50°F to +140°F  
 Hardness: Shore A 93A  
 Shore D 45D

### Applications

Food & Beverage      Process Control  
 Pneumatic Tools      Laboratories  
 Pneumatic Piping  
 Electrical Jacketing  
 Drain Lines  
 Instrumentation  
 Chemical Transfer



100' LENGTH



500' LENGTH



1000' LENGTH

### 100' LENGTH - Natural

PART #	TUBE O.D.	TUBE ID	TUBE WALL	WORKING PRESSURE	LIST PRICE
973200	1/8"	0.08	0.022	250	---
973201	5/32"				---
973203	1/4"	0.17	0.040	150	---
973204	1/4"	0.125	0.0625	350	---
973205	8mm/5/16"	0.236	0.038	150	---
973206	3/8"	0.25	0.0625	150	---
973207	1/2"	0.375	0.0625	125	---
973208	5/8"	0.50	0.0625	100	---
973211	3/4"				---

### 500' LENGTH

PART #	TUBE O.D.	TUBE ID	TUBE WALL	WORKING PRESSURE	LIST PRICE
73200N5	1/8"	0.085	0.020	250	---
73203N5	1/4"	0.17	0.040	150	---
73204N5	1/4"	0.125	0.0625	350	---
73206N5	3/8"	0.25	0.0625	150	---
73207N5	1/2"	0.375	0.0625	125	---

### 1000' LENGTH

PART #	TUBE O.D.	TUBE ID	TUBE WALL	WORKING PRESSURE	LIST PRICE
73203N1	1/4"	0.17	0.040	150	---
73206N1	3/8"	0.25	0.0625	150	---



# POLYETHYLENE

## TUBING

### LLDPE POLYETHYLENE TUBING - COLORS



#### BLACK

- 100'
- 500'
- 1000'

PART #	COLOR	LENGTH	NOMINAL O.D.	LIST PRICE
73201B	Black	100'	5/32	
73203B	Black	100'	1/4"	---
73204B	Black	100'	1/4"	---
73205B	Black	100'	5/16"	---
73206B	Black	100'	3/8"	---
73207B	Black	100'	1/2"	---
73203B5	Black	500'	1/4"	---
73206B5	Black	500'	3/8"	---
73207B5	Black	500'	1/2"	---
73203B1	Black	1000'	1/4"	---



#### GREEN

- 100'
- 500'
- 1000'

PART #	COLOR	LENGTH	NOMINAL O.D.	LIST PRICE
73203G	Green	100'	1/4"	---

PART #	COLOR	LENGTH	NOMINAL O.D.	LIST PRICE
73203G5	Green	500'	1/4"	
73204G	Green	100'	1/4"	
73206G	Green	100'	3/8"	
73207G	Green	100'	1/2"	



#### RED

- 100'
- 500'
- 1000'

PART #	COLOR	LENGTH	NOMINAL O.D.	LIST PRICE
73203R	Red	100'	1/4"	---
73206R	Red	100'	3/8"	---
73203R5	Red	500'	1/4"	---
73206R5	Red	500'	3/8"	---
73207R	Red	100'	1/2"	



#### BLUE

- 100'
- 500'
- 1000'

PART #	COLOR	LENGTH	NOMINAL O.D.	LIST PRICE
73203U	Blue	100'	1/4"	---
73206U	Blue	100'	3/8"	---
73207U	Blue	100'	1/2"	---
73203U5	Blue	500'	1/4"	---
73206U5	Blue	500'	3/8"	---
73204U	Blue	100'	1/4"	

#### MORE COLORS AVAILABLE

PART #	COLOR	LENGTH	NOMINAL O.D.	LIST PRICE
73203W	White	100'	1/4"	
73203Y	Yellow	100'	1/4"	
73207Y	Yellow	100'	1/2"	

**NYLON**  
TUBING

# NYLON 12 TUBING

Nylon 12 tubing is recognized as an industry standard for applications which require higher working pressures and higher heat and/or chemical resistance. It is ideal for outdoor use applications because of its superior stress crack resistance. Nylon 12 is strong, lightweight and has a very low moisture absorption rate compared to other nylons. By not absorbing moisture, Nylon 12 remains more flexible, which in turn extends it's service life. Nylon 12 tubing can be used with standard push-to-connect fittings and compression fittings for simple installation.

Because of it's semi-rigid properties, a thinner tube wall provides higher flow rates and working pressure.

**Features**

- Strong
- Lightweight
- Flexible
- Abrasion Resistant
- Heat Resistant
- Chemical Resistant
- Heat/ Light Stabilized
- Black - UV Rated

**Specifications**

Temperature Range: -60°F to +200°F  
 Hardness: Rockwell 78 R  
 Shore D 70  
 Vacuum Rating: To 28" Hg  
 Higher Flow Rates & Working Pressure  
 Tolerances: 1/8"-1/4" +/- .004  
 3/4"-1/2" +/- .006

**Applications**

Pneumatic Tools      Chemical Transfer  
 Pneumatic Piping      Vacuum  
 Instrumentation      Process Control  
 Lube Lines      Fuel Lines  
 Coolants      Paint Supply Lines  
 Refrigeration      Laboratories

**Part #'s shown are for natural. 500' and 1000' reels available on request.**



100' LENGTH



BLACK TUBING & MISC.



METRIC LENGTH

**100' LENGTH**

PART #	TUBE O.D.	TUBE ID	TUBE WALL	WORKING PRESSURE	LIST PRICE
973230	1/8"	0.08	.022	420	---
973231	5/32"	0.106	.025	350	---
973232	1/4"	0.18	.035	290	---
973238	1/4"	0.15	.05	800	---
973226	5/16"	0.236	.039	250	---
973233	3/8"	0.275	.050	250	---
973234	1/2"	0.375	.062	240	---

**BLACK TUBING & MISC.**

PART #	O.D.	TUBE ID	WALL	WORKING PRESSURE	LIST PRICE
73230B	1/8	0.08	0.022	420	---
73231B	5/32	0.106	0.025	350	---
73232B	1/4	0.18	0.035	290	---
73238B	1/4	0.15	0.05	800	---
73233B	3/8	0.275	0.05	250	---
73232N5*	1/4	0.18	0.035	290	---

• 500' Natural    \*\*Blue

\*METRIC LENGTH - 100 ft. coils • available in natural color only

PART #	MM O.D.	MM I.D.	MM WALL	WORKING PRESSURE	LIST PRICE
973323	4	2.7	0.65	350	---
973326	6	3.5	1.25	350	---
973325	6	4	1	340	---
973327	8	6	1	250	---
973329	10	8	1	225	---
973332	12	10	1	200	---
973334	14	11	1.5	175	---

# PVC TUBING AND TUBING CUTTERS

## TUBING

### PVC POLYVINYLCHLORIDE TUBING - NSF61



PVC is suited for general, low-pressure, industrial applications for the conveyance of liquids and solids of suitable granular size. Made from a PVC compound that complies with FDA regulations. Although it is primarily intended for applications where pressure is not essential, it will withstand the pressures shown.

The clear PVC Tubing provides good chemical resistance, is lightweight, flexible and economically priced.

#### Features

- Lightweight
- Flexible
- Food Grade
- Clear Color/ Blue tint

#### Specifications

Temperature Range: +25°F to +150°F  
 Hardness: Shore A 75 PVC  
 Meets FDA requirements  
 NSF 61 Certified  
 USP Class VI rated materials  
 RoHS Compliant

#### Applications

Beverage Dispensing      Distilled Water Transfer  
 Drain Tubing              Light Vacuum  
 Potable Water             Wire Harness  
 Laboratory Tubing        3:1 Burst Pressure  
 Wine Transfer  
 Low Pressure Air Line

Colors Available: Clear

Package Lengths: 100'

#### 100' LENGTH

PART #	TUBE I.D.	TUBE O.D.	TUBE WALL	WORKING PRESSURE	LIST PRICE
973224	1/8 (.125)	1/4 (.25)	1/16 (.032)	50	---
973223	3/16 (.187)	5/16 (.313)	1/16 (.062)	55	---
973215	1/4 (.25)	3/8 (.375)	1/16 (.062)	55	---
973252	5/16 (.312)	7/16 (.438)	1/16 (.062)	50	---
973253	5/16 (.312)	1/2 (.500)	3/32 (.094)	55	---
973216	3/8 (.375)	1/2 (.500)	1/16 (.062)	45	---
973255	3/8 (.375)	5/8 (.625)	1/8 (.125)	55	---
973262	3/8 (.375)	9/16 (.563)	3/32 (.094)	50	---
973217	1/2 (.500)	5/8 (.625)	1/16 (.062)	30	---
973219	3/4 (.750)	1 (1.00)	1/8 (.125)	35	---
973221	1 (1.00)	1-1/4 (1.25)	1/8 (.125)	25	---

## TUBE CUTTERS

#### MINI-TUBING CUTTER

- Great for tight places



PART #	SIZE	LIST PRICE
990571	3mm-22mm (1/8"-7/8")	---

#### TUBING CUTTER



PART #	SIZE	LIST PRICE
990570	1/8"-1-1/8"	---

#### PLASTIC TUBE CUTTER

Range: 1/8" - 3/8" I.D. (3mm-10mm)




PART #	DESCRIPTION	LIST PRICE
91707	Cutter w/Blade	---

**ALUMINUM AND COPPER**

## TUBING

**ALUMINUM TUBING - EASY BEND**

Alloy  
3003-0  
ASTM  
B-483



Material  
to ASTM  
B-483

900 PSI max  
3700 Burst PSI

Bend this tubing into the shape you need without special tools or elbow fittings. It is also known as Alloy 3003. Tubing has seamless construction, which provides a smooth interior and allows it to be flared without splitting. Use with water, air, alcohol and oil. Tubing meets ASTM B483 and has a soft (annealed) temper. OD tolerance is  $\pm 0.004$ "

**ALUMINUM VERSATUBE 50' COILS**

PART #	O.D.	WALL THICK	ID	MAX PSI @ 100°F	CASE	50' COILS
972190	1/8	.025	.075"	2,300	10 coils	---
972191	3/16	.028	.132"	1,600	10 coils	---
972192	1/4	.032	.186"	1,400	10 coils	---
972193	5/16	.035	.243"	1,200	10 coils	---
972194	3/8	.035	.305"	1,000	10 coils	---
972195	1/2	.035	.43"	740	10 coils	---

**COPPER TUBING - REFRIGERATION TUBING**

ASTMB280



- Temp range: 32° to 400°F
- Bend with a bending tool
- Use with copper solder-connect fittings

This copper Alloy 122 tube comes cleaned and capped to prevent moisture and dirt from contaminating the inside. It's often called refrigeration and air conditioning tubing. Use with water, natural gas, oil and R22 refrigerant. Tubing meets ASTM B280. It has seamless construction, which provides a smooth interior. Tubing has a soft (annealed) temper.

**REFRIGERATION COPPER TUBE 50' COILS**

PART #	TUBE SIZE	OD	WALL	ID	MAX PSI @ 100°F	WEIGHT PER 50' COIL	50' COILS
972180	-	1/8	.030	.065"	3,000	1.74	---
972181	-	3/16	.030	.128"	1,900	2.88	---
972182	1/8	1/4	.030	.19"	1,400	4.02	---
972183	-	5/16	.032	.248"	1,100	5.45	---
972184	1/4	3/8	.032	.311"	980	6.70	---
972185	3/8	1/2	.032	.436"	720	9.10	---
972186	1/2	5/8	.035	.555"	610	12.55	---
972187	5/8	3/4	.035	.68'	510	15.25	---

**COPPER TUBING - DRINKING WATER**

For residential water lines



- Temp range: 32° to 180°F
- Bend with a bending tool
- Use with copper solder-connect fittings

NSF 61 certified for drinking (potable) water, this copper Alloy 122 tubing is also called type L. Tubing meets ASTM B88. It has seamless construction, which provides a smooth interior. Coils - Have a soft (annealed) temper.

• Water service • Natural, liquified and petroleum gases • Fire protection • Solar • Fuel/ Fuel oil • HVAC • Snow melting - Air Brake

**TYPE L SOFT COPPER TUBING 60' COILS**

PART #	TUBE SIZE	OD	WALL	ID	MAX PSI @ 100°F	WEIGHT PER 60' COIL	60' COILS
972171	1/4	3/8"	.03"	.315"	910	7.56	---
972172	3/8	1/2	.035"	.43"	770	11.88	---
972173	1/2	5/8"	.04"	.545"	720	17.10	---

**WARNING:** This product can expose you to chemicals, including Lead, which are known to the State of California to cause cancer and birth defects or other reproductive harm. For more information, visit [www.P65Warnings.ca.gov](http://www.P65Warnings.ca.gov)


# HIGH PRESSURE SPRAYERS



## STRAIGHT THROUGH QDS



## FITTINGS AND SWIVELS



## NOZZLES



## SPRAY GUNS AND WANDS



**WARNING:** This product can expose you to chemicals, including Chromium, which are known to the State of California to cause cancer and birth defects or other reproductive harm. For more information, visit [www.P65Warnings.ca.gov](http://www.P65Warnings.ca.gov)

HIGH PRESSURE SPRAYER

**NOZZLES**

HIGH PRESSURE SPRAYER

**NOZZLES****QUICK DISCONNECT NOZZLE**

0-degree red tip nozzle, 15-degree yellow tip nozzle, 25-degree green tip nozzle, 40-degree white tip nozzle, and 65-degree black tip detergent nozzle. All nozzles are 4000 PSI and stainless steel, except for detergent nozzle, which is 600 PSI and brass. All Nozzles are rated for temperatures up to 300°F. Nozzles attach with ¼" quick disconnect plug.



PART #	DEGREE OF SPRAY	GPM @ 4000PSI	LIST PRICE
DX250030	0	3.0	---
DX251530	15	3.0	---
DX252530	25	3.0	---
DX254030	40	3.0	---
DX250040	0	4.0	---
DX251540	15	4.0	---
DX252540	25	4.0	---
DX254040	40	4.0	---
DX250050	0	5.0	---
DX251550	15	5.0	---
DX252550	25	5.0	---
DX254050	40	5.0	---
DX250060	0	6.0	---
DX251560	15	6.0	---
DX252560	25	6.0	---
DX254060	40	6.0	---
DX256500	65		---

**MEG NOZZLE**

Available in 0-degree nozzle, 15-degree nozzle, 25-degree nozzle, or 40-degree nozzle. Nozzle sizes 3.0, 4.0, 5.0, 6.0 or 7.0. All nozzles are 7250 PSI 300°F, stainless steel and ¼" male pipe thread.



PART #	DEGREE OF SPRAY	GPM @ 4000PSI	LIST PRICE
DX140030MG	0	3.0	---
DX141530MG	15	3.0	---
DX142530MG	25	3.0	---
DX144030MG	40	3.0	---
DX140040MG	0	4.0	---
DX141540MG	15	4.0	---
DX142540MG	25	4.0	---
DX144040MG	40	4.0	---
DX140050MG	0	5.0	---
DX141550MG	15	5.0	---
DX142550MG	25	5.0	---
DX144050MG	40	5.0	---
DX140060MG	0	6.0	---
DX141560MG	15	6.0	---
DX142560MG	25	6.0	---
DX144060MG	40	6.0	---
DX141570MG	15	7.0	---
DX142570MG	25	7.0	---
DX144070MG	40	7.0	---

**QUICK DISCONNECT NOZZLE 5-PIECE KIT**

PART #	GPM @ 4000PSI	LIST PRICE
DX259520	2.0	---
DX259530	3.0	---
DX259540	4.0	---
DX259550	5.0	---
DX259560	6.0	---
DX259570	7.0	---



**WARNING:** This product can expose you to chemicals, including Chromium, which are known to the State of California to cause cancer and birth defects or other reproductive harm. For more information, visit [www.P65Warnings.ca.gov](http://www.P65Warnings.ca.gov)

# SWIVELS

HIGH PRESSURE SPRAYER

## SWIVELS

### RUBBER-TIP TURBO NOZZLE

Rubber tip, rotating turbo nozzle, 1/4" NPT with steel male quick disconnect plug adaptor, rated for temperatures up to 300°F.



PART #	PSI	GPM @ 4000PSI	LIST PRICE
DX722530	2500	3.0	---
DX722540	2500	4.0	---
DX722550	2500	5.0	---
DX723230	3200	3.0	---
DX723240	3200	4.0	---
DX723250	3200	5.0	---
DX723260	3200	6.0	---
DX724030	4000	3.0	---
DX724040	4000	4.0	---
DX724050	4000	5.0	---
DX724060	4000	6.0	---
DX725030	5000	3.0	---
DX725040	5000	4.0	---
DX725050	5000	5.0	---
DX725060	5000	6.0	---

### THERMAL RELIEF VALVE

140F Thermal Relief Valve, Brass, 300 PSI

- Attaches directly to pump



PART #	SIZE	LIST PRICE
DX35TR25	1/4"	---
DX35TR38	3/8"	---

### 90° BOOM SWIVEL

Male x Female 90° Boom swivel, Stainless Steel, 5000 PSI, 7GPM, 300°F



PART #	SIZE	LIST PRICE
DX60092	3/8"	---




**SPRAY GUNS**  
HIGH PRESSURE SPRAYER

**SPRAYERS**

**CHROMED STEEL WAND**

1/4" MNPT x 1/4" Extension Wands, 10.5 GPM, 300F



PART #	SIZE	GRIP	LIST PRICE
DX4324	24"	No Grip	---
DX4336	36"	No Grip	---
DX4424	24"	Molded Grip	---
DX4436	36"	Molded Grip	---
DX4524VG	24"	Vented Grip	---
DX4536VG	36"	Vented Grip	---

**SPRAY GUN**

Rear entry spray gun, 4000 PSI, 7 GPM, 212F max, inlet 3/8", outlet 1/4"



PART #	PRESSURE	FLOW	TEMPERATURE	LIST PRICE
DX5090	4000	7	212	---
DX5022	4000	6.6	300	---
DX5005	5075	10.5	300	---

**WEEPING SPRAY GUN**

Rear entry spray gun, weeping, 5000 PSI, 10.5 GPM, 300F, , inlet 3/8", outlet 1/4"

Weep style spray guns allow for a continuous flow of water by way of a small hole in the bottom of the gun that produces a slight leak, or a weeping effect. This helps prevent lines freezing in cold weather or scalding water temperatures in hot weather that could damage the pumps.



PART #	LIST PRICE
DX5006	---

**SPRAY GUN WITH EXTENSION\***

Rear entry spray gun with 12" extension, 4000psi, 7gpm, 300F max, inlet 3/8", outlet M22



PART #	LIST PRICE
DX5190	---

**SPRAY GUN WITH EXTENSION\***

Rrear entry spray gun with 12" extension, 5075psi, 10.5gpm, 300F max, inlet 3/8", outlet M22



PART #	LIST PRICE
DX5197	---

\*Requires a 86-005 for MEG Nozzle and a 86-005 & 86-030 for QD Nozzle

**WARNING:** This product can expose you to chemicals, including Chromium, which are known to the State of California to cause cancer and birth defects or other reproductive harm. For more information, visit [www.P65Warnings.ca.gov](http://www.P65Warnings.ca.gov)



# COUPLERS/ PLUGS

HIGH PRESSURE SPRAYER

## QUICK DISCONNECTS

- Brass couplers have brass bodies and brass valves, 8 steel locking balls, Buna-N seal, and stainless steel springs
- Stainless steel couplers have stainless steel bodies, 8 stainless steel locking balls, Buna-N seal, and stainless steel springs
- Plugs are steel with green blue zinc plating or stainless steel
- Straight through design means there is no positive shut-off after disconnect
- Fully interchangeable with Parker, Hansen, Foster and Adams
- Use with liquids, hydraulic service, compressed air, gases, water and vacuum
- Ideal for applications such as high pressure water, steam washers, and carpet cleaners
- Max. Temp. 212°F for Couplers/ 300°F for Plugs • Max Flow: 10.5 GPM


### STRAIGHT THROUGH STYLE

#### MALE BRASS COUPLERS



PART #	BODY SIZE	THREAD SIZE	PSI	LIST PRICE
86030	1/4	1/4	4000	---
86031	3/8	3/8	4000	---
86032	1/2	1/2	4000	---

#### FEMALE BRASS COUPLERS



PART #	BODY SIZE	THREAD SIZE	PSI	LIST PRICE
86035	1/4	1/4	4000	---
86036	3/8	3/8	4000	---
86037	1/2	1/2	4000	---

#### MALE STAINLESS STEEL COUPLERS



PART #	BODY SIZE	THREAD SIZE	PSI	LIST PRICE
86030SS	1/4	1/4	6000	---
86031SS	3/8	3/8	6000	---

#### FEMALE STAINLESS STEEL COUPLERS



PART #	BODY SIZE	THREAD SIZE	PSI	LIST PRICE
86035SS	1/4	1/4	6000	---
86036SS	3/8	3/8	6000	---

#### MALE STEEL PLUGS



PART #	BODY SIZE	THREAD SIZE	PSI	LIST PRICE
86040	1/4	1/4	4000	---
86041	3/8	3/8	4000	---
86042	1/2	1/2	4000	---

#### FEMALE STEEL PLUGS




PART #	BODY SIZE	THREAD SIZE	PSI	LIST PRICE
86045	1/4	1/4	4000	---
86046	3/8	3/8	4000	---
86047	1/2	1/2	4000	---

#### MALE STAINLESS STEEL PLUGS



PART #	BODY SIZE	THREAD SIZE	PSI	LIST PRICE
86040SS	1/4	1/4	6000	---
86041SS	3/8	3/8	6000	---

#### FEMALE STAINLESS STEEL PLUGS



PART #	BODY SIZE	THREAD SIZE	PSI	LIST PRICE
86045SS	1/4	1/4	6000	---
86046SS	3/8	3/8	6000	---

# COUPLERS/ KNOBS

HIGH PRESSURE SPRAYER

## MOLDED GRIP MALE BRASS COUPLER




PART #	THREAD SIZE	THREAD SIZE	PSI	LIST PRICE
86030RG	1/4	1/4	4000	---

## MOLDED GRIP FEMALE BRASS COUPLER




PART #	THREAD SIZE	PLUG	PSI	LIST PRICE
86035RG	1/4	1/4	4000	---
86036RG	3/8	3/8	4000	---

## M22 SCREW TYPE X MNPT



PART #	THREAD SIZE	MALE	PSI	LIST PRICE
86001	M22	1/4	4000	---
86002	M22	3/8	4000	---

## M22 SCREW TYPE X FNPT



PART #	THREAD SIZE	FEMALE SIZE	PSI	LIST PRICE
86005	M22	1/4	4000	---
86006	M22	3/8	4000	---


## INSULATED KNOB

### M22 INSULATED KNOB X MNPT



PART #	THREAD SIZE	MALE SIZE	PSI	LIST PRICE
86012	M22	1/4	4000	---
86013	M22	3/8	4000	---

### M22 INSULATED KNOB X FNPT



PART #	THREAD SIZE	FEMALE SIZE	PSI	LIST PRICE
86017	M22	1/4	4000	---
86018	M22	3/8	4000	---

### M22 X M22 FNPT



PART #	THREAD SIZE	THREAD SIZE	PSI	LIST PRICE
86022	M22	M22	4000	---

### M22 INSULATED KNOB X QC PLUG



PART #	THREAD SIZE	PLUG	PSI	LIST PRICE
86020	M22	3/8	4000	---

**WARNING:** This product can expose you to chemicals, including lead, which are known to the State of California to cause cancer and birth defects or other reproductive harm. For more information, visit [www.P65Warnings.ca.gov](http://www.P65Warnings.ca.gov)

# PNEUMATICS



1/4" 3/8" 1/2" 1/4" 1/4" 3/8" 1/4" 1/4" 3/8"  
 INDUSTRIAL INTERCHANGE ARO AUTO AUTO LINCOLN STRAIGHT THRU STRAIGHT THRU

## QUICK DISCONNECTS



- Universal
- ARO 210
- Lincoln
- Industrial
- Automotive
- ST Series - High Flow

## BREATHER VENTS, MUFFLERS



- Mufflers
- Snubbers
- In-line filters
- Breather vents
- Control valves
- Manifolds

## PNEUMATIC ACCESSORIES



- Kits NEW
- Tire gauge
- Tank and vent valves
- Blow guns
- Air chucks
- Inflators

## GAUGES



- Liquid filled & Dry
- Lower mount & center mount
- Water test
- Syphons

**WARNING:** This product can expose you to chemicals, including lead, which are known to the State of California to cause cancer and birth defects or other reproductive harm. For more information, visit [www.P65Warnings.ca.gov](http://www.P65Warnings.ca.gov)

**INDUSTRIAL**  
PNEUMATICS

# INDUSTRIAL INTERCHANGE

• Couplers are brass or plated steel body with brass or steel valves, 6 steel locking balls, NBR seal and stainless steel springs

6 Steel locking balls (1/2" body size has 8 steel locking balls)


- Plugs are brass or steel with green blue zinc plating
- Industry standard design for compressed air, water, grease, paint, limited vacuum and limited gases
- Manual retract for connecting and disconnecting
- Maximum working pressure is 250 PSI

## BRASS FEMALE COUPLER



PART#	BODY SIZE	THREAD SIZE	LIST PRICE
28540	1/4"	1/4"	---
28541	1/4"	3/8"	---

## BRASS MALE COUPLER




PART#	BODY SIZE	THREAD SIZE	LIST PRICE
28552	1/4"	1/4"	---
28553	1/4"	3/8"	---

## STEEL FEMALE COUPLER



PART#	BODY SIZE	THREAD SIZE	LIST PRICE
28540S	1/4"	1/4"	---
28541S	1/4"	3/8"	---
98810	3/8"	1/4"	---
98811	3/8"	3/8"	---
98812	3/8"	1/2"	---
99812	1/2"	1/2"	---
99813	3/4"	3/4"	---

## STEEL MALE COUPLER




PART#	BODY SIZE	THREAD SIZE	LIST PRICE
28552S	1/4"	1/4"	---
28553S	1/4"	3/8"	---
98823	3/8"	1/4"	---
98824	3/8"	3/8"	---
98825	3/8"	1/2"	---
99825	1/2"	1/2"	---
99826	1/2"	3/4"	---

## BRASS HOSE ID COUPLER




PART#	BODY SIZE	BARB SIZE	LIST PRICE
28562	1/4"	1/4"	---
28564	1/4"	3/8"	---

## STEEL HOSE ID COUPLER



PART#	BODY SIZE	BARB SIZE	LIST PRICE
28562S	1/4"	1/4"	---
28564S	1/4"	3/8"	---
98840	3/8"	1/4"	---
98841	3/8"	3/8"	---
99841	1/2"	3/8"	---
99843	1/2"	1/2"	---

## BRASS PUSH-ON HOSE COUPLER



PART#	BODY SIZE	BARB SIZE	LIST PRICE
28565	1/4"	1/4"	---
28566	1/4"	3/8"	---

**WARNING:** This product can expose you to chemicals, including lead, which are known to the State of California to cause cancer and birth defects or other reproductive harm. For more information, visit [www.P65Warnings.ca.gov](http://www.P65Warnings.ca.gov)

**STEEL PUSH-ON HOSE COUPLER**



PART#	BODY SIZE	BARB SIZE	LIST PRICE
28565S	1/4"	1/4"	---
28566S	1/4"	3/8"	---
98842	3/8"	3/8"	---

**STEEL MALE PLUG**



PART#	BODY SIZE	THREAD SIZE	LIST PRICE
28545	1/4"	1/8"	---
28546	1/4"	1/4"	---
28547	1/4"	3/8"	---
98814	3/8"	1/4"	---
98815	3/8"	3/8"	---
99816	1/2"	1/2"	---
99817	1/2"	3/4"	---

**STEEL FEMALE PLUG**



PART#	BODY SIZE	THREAD SIZE	LIST PRICE
28533	1/4"	1/8"	---
28534	1/4"	1/4"	---
28535	1/4"	3/8"	---
98801	3/8"	1/4"	---
98802	3/8"	3/8"	---
99803	1/2"	1/2"	---
99804	1/2"	3/4"	---

**BRASS MALE PLUG**



PART#	BODY SIZE	THREAD SIZE	LIST PRICE
28546B	1/4"	1/4"	---

**BRASS FEMALE PLUG**



PART#	BODY SIZE	THREAD SIZE	LIST PRICE
28534B	1/4"	1/4"	---

**STEEL HOSE ID PLUG**



PART#	BODY SIZE	BARB SIZE	LIST PRICE
28557	1/4"	1/4"	---
28559	1/4"	3/8"	---
98828	3/8"	3/8"	---
99828	1/2"	3/8"	---
99830	1/2"	1/2"	---

**STEEL PUSH-ON HOSE PLUG**



PART#	BODY SIZE	BARB SIZE	LIST PRICE
28558	1/4"	1/4"	---
28561	1/4"	3/8"	---
98830	3/8"	3/8"	---

**STEEL SWIVEL MALE PLUG**



PART#	BODY SIZE	THREAD SIZE	LIST PRICE
320065	1/4"	1/4"	---

**WARNING:** This product can expose you to chemicals, including lead, which are known to the State of California to cause cancer and birth defects or other reproductive harm. For more information, visit [www.P65Warnings.ca.gov](http://www.P65Warnings.ca.gov)

# UNIVERSAL SERIES COUPLERS


- Automatic Coupler means flow will cut off automatically at time of disconnect
- Brass Couplers have brass body and brass sleeve with brass valve, 6 steel locking balls, NBR seal and 6 stainless steel springs.
- Stainless Steel Couplers have stainless steel body and stainless steel sleeve with stainless steel valve, 6 steel locking balls, FKM seal, and stainless steel springs
- Coupler compatible with ARO 210, Parker Interchange and Industrial Interchange plugs
- Maximum working pressure is 250 PSI

## BRASS MALE COUPLER



PART#	BODY SIZE	THREAD SIZE	LIST PRICE
28579	1/4"	1/4"	---
28589	1/4"	3/8"	---

## BRASS FEMALE COUPLER



PART#	BODY SIZE	THREAD SIZE	LIST PRICE
28560	1/4"	1/4"	---

## BRASS HOSE ID COUPLER



PART#	BODY SIZE	BARB SIZE	LIST PRICE
28690	1/4"	1/4"	---
28691	1/4"	3/8"	---

## STAINLESS STEEL FEMALE COUPLER



PART#	BODY SIZE	THREAD SIZE	LIST PRICE
28560SS	1/4"	1/4"	---

## STAINLESS STEEL INDUSTRIAL MALE PLUG



PART#	BODY SIZE	THREAD SIZE	LIST PRICE
28546SS	1/4"	1/4"	---

## STAINLESS STEEL INDUSTRIAL FEMALE PLUG




PART#	BODY SIZE	THREAD SIZE	LIST PRICE
28534SS	1/4"	1/4"	---

**WARNING:** This product can expose you to chemicals, including lead, which are known to the State of California to cause cancer and birth defects or other reproductive harm. For more information, visit [www.P65Warnings.ca.gov](http://www.P65Warnings.ca.gov)

# ARO 210 INTERCHANGE

- Couplers have brass bodies and brass valves, 6 steel locking balls, NBR seal, and stainless steel springs
- Plugs are steel with green blue zinc plating
- Couplers have a full opening tubular valve for maximum flow and a built-in sleeve guard to minimize accidental disconnect
- Maximum working pressure is 250 PSI

## MALE COUPLER



PART#	BODY SIZE	THREAD SIZE	LIST PRICE
28593	1/4"	1/4"	---
28594	1/4"	3/8"	---

## FEMALE COUPLER



PART#	BODY SIZE	THREAD SIZE	LIST PRICE
28584	1/4"	1/4"	---
28585	1/4"	3/8"	---

## HOSE ID COUPLER



PART#	BODY SIZE	BARB SIZE	LIST PRICE
28601	1/4"	1/4"	---
28603	1/4"	3/8"	---

## MALE PLUG



PART#	BODY SIZE	THREAD SIZE	LIST PRICE
28586	1/4"	1/8"	---
28587	1/4"	1/4"	---

## FEMALE PLUG



PART#	BODY SIZE	THREAD SIZE	LIST PRICE
28578	1/4"	1/4"	---

## HOSE ID PLUG



PART#	BODY SIZE	BARB SIZE	LIST PRICE
28595	1/4"	1/4"	---
28597	1/4"	3/8"	---

**WARNING:** This product can expose you to chemicals, including lead, which are known to the State of California to cause cancer and birth defects or other reproductive harm. For more information, visit [www.P65Warnings.ca.gov](http://www.P65Warnings.ca.gov)

# AUTOMOTIVE/ PARKER INTERCHANGE

## PNEUMATICS

### AUTOMOTIVE/ PARKER INTERCHANGE (Tru-Flate)


- Brass couplers are brass bodies with brass valves, 6 steel locking balls, NBR seal, and stainless steel springs. Steel couplers are steel bodies with steel valves, 6 stainless steel locking balls, NBR seal, and stainless steel springs.
- Plugs are brass or steel with green blue zinc plating
- Unique design has been field proven as a long-lasting, high performance coupling especially when used with pneumatic tools
- Maximum working pressure is 300 PSI

#### BRASS MALE COUPLER



PART#	BODY SIZE	THREAD SIZE	LIST PRICE
28515	1/4"	1/8"	---
28516	1/4"	1/4"	---
28517	1/4"	3/8"	---

#### BRASS FEMALE COUPLER



PART#	BODY SIZE	THREAD SIZE	LIST PRICE
28507	1/4"	1/4"	---
28508	1/4"	3/8"	---

#### STEEL MALE COUPLER



PART#	BODY SIZE	THREAD SIZE	LIST PRICE
28516S	1/4"	1/4"	---
28514S	3/8"	1/4"	---
28519S	3/8"	3/8"	---

#### STEEL FEMALE COUPLER




PART#	BODY SIZE	THREAD SIZE	LIST PRICE
28507S	1/4"	1/4"	---
28525S	3/8"	1/4"	---
28526S	3/8"	3/8"	---

#### BRASS MALE PLUG



PART#	BODY SIZE	THREAD SIZE	LIST PRICE
28510B	1/4"	1/4"	---

#### BRASS FEMALE PLUG




PART#	BODY SIZE	THREAD SIZE	LIST PRICE
28501B	1/4"	1/4"	---

#### STEEL MALE PLUG



PART#	BODY SIZE	THREAD SIZE	LIST PRICE
28509	1/4"	1/8"	---
28510	1/4"	1/4"	---
28511	1/4"	3/8"	---
28512	3/8"	1/4"	---
28513	3/8"	3/8"	---

#### STEEL FEMALE PLUG



PART#	BODY SIZE	THREAD SIZE	LIST PRICE
28500	1/4"	1/8"	---
28501	1/4"	1/4"	---
28502	1/4"	3/8"	---
28503	3/8"	1/4"	---
28504	3/8"	3/8"	---

**WARNING:** This product can expose you to chemicals, including lead, which are known to the State of California to cause cancer and birth defects or other reproductive harm. For more information, visit [www.P65Warnings.ca.gov](http://www.P65Warnings.ca.gov)



# AUTOMOTIVE/ PARKER INTERCHANGE

## PNEUMATICS

### HOSE ID COUPLER




PART#	BODY SIZE	BARB SIZE	LIST PRICE
28528	1/4"	1/4"	---
28530	1/4"	3/8"	---

### HOSE ID PLUG




PART#	BODY SIZE	BARB SIZE	LIST PRICE
28518	1/4"	1/4"	---
28520	1/4"	3/8"	---
28524	3/8"	3/8"	---

### PUSH-ON HOSE COUPLER



PART#	BODY SIZE	BARB SIZE	LIST PRICE
28531	1/4"	1/4"	---
28532	1/4"	3/8"	---

### PUSH-ON HOSE PLUG



PART#	BODY SIZE	BARB SIZE	LIST PRICE
28521	1/4"	1/4"	---
28522	1/4"	3/8"	---

# LINCOLN INTERCHANGE

- Couplers have brass bodies with steel sleeves, Acetal valves, 6 steel locking balls, Nitrile seal and stainless steel springs
- Plugs are steel with green blue zinc plating
- Manual style
- Unique design includes long nose and short ball groove
- Maximum working pressure is 250 PSI

### MALE COUPLER



PART#	BODY SIZE	THREAD SIZE	LIST PRICE
28683	1/4"	1/4"	---

### STEEL MALE PLUG



PART#	BODY SIZE	THREAD SIZE	LIST PRICE
28685	1/4"	1/8"	---
28686	1/4"	1/4"	---

### FEMALE COUPLER



PART#	BODY SIZE	THREAD SIZE	LIST PRICE
28684	1/4"	1/4"	---

### STEEL FEMALE PLUG



PART#	BODY SIZE	THREAD SIZE	LIST PRICE
28687	1/4"	1/4"	---

**WARNING:** This product can expose you to chemicals, including lead, which are known to the State of California to cause cancer and birth defects or other reproductive harm. For more information, visit [www.P65Warnings.ca.gov](http://www.P65Warnings.ca.gov)

PNEUMATICS

# MUFFLERS/ VENTS

## PNEUMATICS

### BRASS MUFFLERS

Materials:  
 Body: Brass  
 Element: Sintered Bronze  
 Max Operating Pressure: 300PSI  
 Temperature: 35° to 300°F  
 • Application: Designed to diffuse Air & Muffler noise to acceptable levels within OSHA noise requirements.  
 • Used on exhaust ports, valves, cylinders and air tools.  
 • Construction: Porous sintered bronze 40 micron filter element secured to a brass body



PART #	SIZE	LIST PRICE
300020	10/32"	---
300021	1/8"	---
300022	1/4"	---
300023	3/8"	---
300024	1/2"	---
300026	3/4"	---
300028	1"	---

40 Micron element

### STAINLESS MUFFLERS



Materials:  
 Body: 303 Grade Stainless Steel  
 Element: 316 Grade Stainless Steel  
 Max Operating Pressure: 300PSI  
 Temperature: 35° to 392°F

PART #	SIZE	LIST PRICE
300032	1/8"	---
300033	1/4"	---
300034	3/8"	---
300035	1/2"	---

### BRASS BREATHER VENT

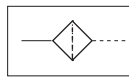


Materials:  
 Body: Brass  
 Element: Sintered Bronze  
 Max Operating Pressure: 150PSI  
 Temperature: 35° to 300°F  
 • Application: Prevents Dirt and Foreign Particles from Entering Ports Open to Atmosphere. Typically used on Acting Cylinders  
 • Additional Use is Vacuum Relief or Pressure Equalization on Storage Vessels or Tanks  
 • Construction: Porous Sintered Bronzed 40 Micron Filter Element Secured to a brass body

PART #	SIZE	LIST PRICE
300000	10-32"	---
300001	1/8"	---
300002	1/4"	---
300003	3/8"	---
300004	1/2"	---
300006	3/4"	---
300008	1"	---

40 Micron element

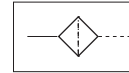
### STAINLESS BREATHER VENT



Materials:  
 Body: 303 Grade Stainless Steel  
 Element: 316 Grade Stainless Steel  
 Max Operating Pressure: 150PSI  
 Temperature: 35° to 390°F

PART #	SIZE	LIST PRICE
300014	1/8"	---
300015	1/4"	---
300017	3/8"	---
300018	1/2"	---
300019	3/4"	---

### PRESSURE SNUBBER

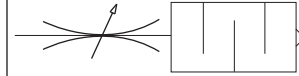


Materials:  
 Body: Brass  
 Element: Sintered Bronze  
 Max Operating Pressure: 9000PSI  
 Temperature: 35° to 300°F  
 • Applications: Protect pressure instruments from sudden pressure surges and fluctuations providing more accurate gauge readings  
 • Construction: Solid brass housing with porous bronze element  
 • Can be used for mini in-line filters  
 • 5 different porosity elements per package, allows each user to adjust snubbing capacity for the specific application

PART #	SIZE	POROSITY	LIST PRICE
28354	1/4"	40 um	---
28352	1/4"	25 um	---
28350	1/4"	10 um	---

Recommended Element Porosity Rating		
Rating	Color	Recommended Application
40 um	None	Viscous Fluids (over 500 ssu)
30 um	Black	Med. Type Oils (225 to 500 ssu)
25 um	Brown	Water & Lt. Oils (30 to 25 ssu)
20 um	Green	Low Viscosity Fluids (under 30 ssu)
10 um	Red	Air and Other Gases
5 um	Purple	

### SPEED CONTROL VALVE

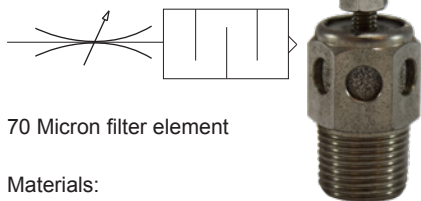


Materials:  
 Body: Brass  
 Element: 40 Micron Sintered Bronze  
 Max Operating Pressure: 300PSI  
 Temperature: 35° to 300°F  
 • Application: Provide infinite variation of metering air flow at acceptable sound levels on air valve exhaust ports with complete safety  
 • The speed of an operating cylinder or air tool may be increased or decreased with the adjusting screw, the final position is locked in place by a lock nut  
 • Objectionable exhaust air noise is eliminated by the surrounding sleeve - 40 um sintered bronze  
 • Brass Body  
 • Max operating pressure: 300PSI  
 • Operating temperature: 35° F to 300° F

PART #	SIZE	LIST PRICE
940800	1/8"	---
940801	1/4"	---
940803	3/8"	---
940804	1/2"	---
940805	3/4"	---
940806	1"	---

**WARNING:** This product can expose you to chemicals, including Chromium, which are known to the State of California to cause cancer and birth defects or other reproductive harm. For more information, visit [www.P65Warnings.ca.gov](http://www.P65Warnings.ca.gov)

**STAINLESS SPEED CONTROL VALVE**

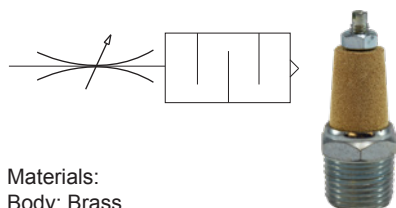


70 Micron filter element

Materials:  
Body: 303 Grade Stainless Steel  
Element: 316 Grade Stainless Steel  
Max Operating Pressure: 300PSI  
Temperature: 35° to 392°F

PART #	SIZE	LIST PRICE
940810	1/8"	---
940811	1/4"	---
940812	3/8"	---
940813	1/2"	---

**MUFFLER W/ FLOW ADJUSTMENT**

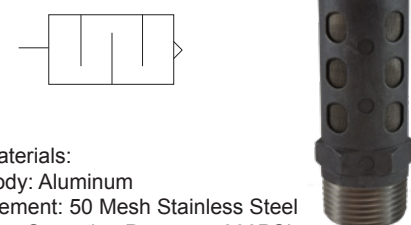


Materials:  
Body: Brass  
Element: Sintered Bronze  
Max Operating Pressure: 300PSI  
Temperature: 35° to 300°F

PART #	SIZE	LIST PRICE
28380	1/4"	---
28381	3/8"	---
28382	1/2"	---

**HIGH FLOW ALUMINUM MUFFLER**

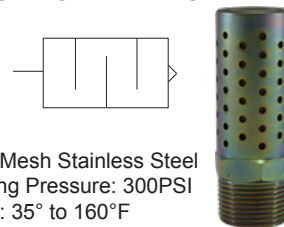
• hole pattern



Materials:  
Body: Aluminum  
Element: 50 Mesh Stainless Steel  
Max Operating Pressure: 300PSI  
Temperature: 35° to 160°F

PART #	SIZE	LIST PRICE
940823	1/4"	---
940824	3/8"	---
940825	1/2"	---
940826	3/4"	---
940827	1"	---

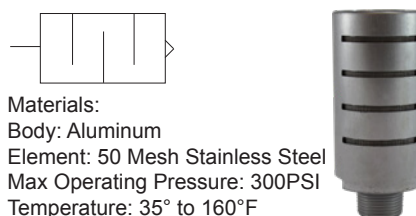
**HIGH FLOW STEEL MUFFLER**



Materials:  
Body: Steel  
Element: 50 Mesh Stainless Steel  
Max Operating Pressure: 300PSI  
Temperature: 35° to 160°F

PART #	SIZE	LIST PRICE
28373	1/8"	---
28374	1/4"	---
28375	3/8"	---
28376	1/2"	---
28377	3/4"	---
28378	1"	---

**ALUMINUM HIGH FLOW MUFFLER**



Materials:  
Body: Aluminum  
Element: 50 Mesh Stainless Steel  
Max Operating Pressure: 300PSI  
Temperature: 35° to 160°F

- Slit pattern
- Application: Used exhaust ports of Pneumatic valves or manifolds to reduce work area noise
- Construction: Aluminum body, 50 mesh self cleaning stainless steel screen corrosion resistant aluminum shell
- High flow & minimal back pressure

PART #	SIZE	LIST PRICE
28367	1/8"	---
28368	1/4"	---
28369	3/8"	---
28370	1/2"	---
28371	3/4"	---
28372	1"	---

**PLASTIC HIGH FLOW MUFFLER**



Materials:  
Body: Black Nylon  
Element: 50 Mesh Stainless Steel  
Max Operating Pressure: 150PSI  
Temperature: 35° to 120°F

PART #	SIZE	LIST PRICE
28364	1/4"	---
28365	3/8"	---
28366	1/2"	---

**WARNING:** This product can expose you to chemicals, including Chromium, which are known to the State of California to cause cancer and birth defects or other reproductive harm. For more information, visit [www.P65Warnings.ca.gov](http://www.P65Warnings.ca.gov)

# MANIFOLDS AND AIR REGULATORS

PNEUMATICS

## MANIFOLDS



### 3 IN 1 ALUMINUM AIR MANIFOLD

No need to connect and disconnect every time you want to change tools. Supply 3 air tools from one outlet. These manifolds have one inlet with three 1/4 outlets.

PART #	SIZE	LIST PRICE
320120	1/4" Inlet	---
320121	3/8" Inlet	---
320122	1/2" Inlet	---
three 1/4" Outlets		

### AIR REGULATOR



- Rated for Inlet Pressrue up to 140PSI(10bar).
- Ambient and Fluid Temperature:5~60°C(41~140°F)
- Port Threads:NPT
- Flow Capacity:See Below,at 0.7Mpa Inlet Pressure and set at 0.5Mpa.
- Assembly Bracket is included.

PART #	SIZE	GAUGE PORT	REGULATING RANGE	LIST PRICE
AR2	1/4"	1/8	0.05~0.85Mpa(0.5~8.5kgf/cm2)(7.25psi~123psi)	---

## SAFETY VALVES

ASME CODED

- Valves are manufactured to ASME standards and certified by the national board of boiler and pressure vessel inspectors.
- Bubble tight to 10% of set pop-off pressure.
- ASME safety valves are interchangeable with all other ASME valves of same size and pressure.
- Brass construction. Marked ASME, NB
- 1/ Blister card.



PART #	MALE NPT	POP-OFF PRES-SURE	AIR FLOW	LIST PRICE
87002	1/4"	125 PSI	120 CFM	---
87003	1/4"	150 PSI	140 CFM	---
87004	1/4"	200 PSI	170 CFM	---

Note: Valve resets after pressure drops 50%

### COMPRESSOR TANK CHECK VALVES

- Used in compressor tanks to prevent air volume and pressure from escaping back into compressor heads while the compressor is not operating.
- Brass body with Teflon poppet.
- 1/8" Female NPT side port for pressure switch application.
- Maximum working pressure: 450 PSI
- Maximum temperature: 400°F



PART #	TANK BUNG HOLE SIZE	COMPRESSOR AIR LINE SIZE	SCFM	LIST PRICE
87020	1/2" NPT Male	3/8" Tube Compression male	20	---



87023	1/2" NPT Male	1/2" NPT Female	20	---
-------	---------------	-----------------	----	-----

**WARNING:** This product can expose you to chemicals, including lead, which are known to the State of California to cause cancer and birth defects or other reproductive harm. For more information, visit [www.P65Warnings.ca.gov](http://www.P65Warnings.ca.gov)

# TANK VALVES

## BRASS BICYCLE PUMP FITTING

Screw on swivel chuck for most hand operated tire pumps.

**Buna-N-Seal • Deflator**



INT x 3/16 Barb

PART #	SIZE	LIST PRICE
32782	3/16"	---

## INFLATOR



INT x 3/16

PART #	SIZE	LIST PRICE
32783	3/16"	---

## PNEUMATIC SLIDE VALVE

- Max Operating Pressure: 200 psig
- Temperatures: -20°F to +200°F

Manually operated slide valves provide simple on/off airflow control. They can be mounted horizontally, vertically or at any angle.

Open Position



## MALE X FEMALE

PART #	SIZE	L	HEX	LIST PRICE
20780	1/8"	2.15	9/16"	---

INT = Inflation needle thread .305 in. OD x 32 threads per inch

## TANK & VENT VALVES

Three standard styles of valve bodies, complete with short core, for air lifts, water pumps, vacuum, pressurized containers, air jacks, and other pneumatic devices.

REGULAR: 300 PSI and cracking pressure 80 PSI

### 1/8" NPT - .9" LONG SPRING CORE

7/16" Hex

1/8 x INT



PART #	SIZE	LIST PRICE
46620	1/8	---

### 1/8" NPT 1.207" LONG SPRING CORE

7/16" Hex

1/8 x INT



PART #	SIZE	LIST PRICE
46621	1/8	---

### 1/4" NPT 1.46" LONG SPRING CORE

9/16" Hex

w/ Black cap

1/4 x INT



PART #	SIZE	LIST PRICE
46622	1/4	---

## TANK VALVE ACCESSORIES

### BLACK PLASTIC CAP

No gasket



Inflation  
needle threads

PART #	LIST PRICE
46630	---

### SHORT NICKEL PLATED DOME CAP

Dome skirted type



Inflation  
needle thread

PART #	LIST PRICE
46631	---

**WARNING:** This product can expose you to chemicals, including lead, which are known to the State of California to cause cancer and birth defects or other reproductive harm. For more information, visit [www.P65Warnings.ca.gov](http://www.P65Warnings.ca.gov)

# BLOW GUNS/ NOZZLES

## PNEUMATICS

### COMPACT BLOW GUN W/RUBBER TIP

- Includes One Rubber Tip and One Safety Tip
- Zinc Alloy Body
- 1/4" FPT Inlet
- Maximum 150 psi (Recommended Working Pressure 90-120 psi)
- Safety Tip Limits Air Pressure to 30 psi When Dead-Ended per OSHA requirement
- Maximum 87 dba
- 1/8" Outlet



PART #	SIZE	LIST PRICE
320053	1/4"	---

### SAFETY BLOW GUN

- Heavy-Duty Design
- Internal Safety Valve that Limits Air Pressure to Less than 30 psi When dead-ended per OSHA
- Aluminium Alloy Body
- 1/4" FPT Inlet
- Maximum 150 psi (Recommended Working Pressure 90-120 psi)
- Safety Tip Limits Air Pressure to 30 psi When Dead-Ended per OSHA Requirement
- Maximum 87 dba
- 1/8" Outlet



PART #	SIZE	LIST PRICE
320054	1/4"	---

### SAFETY BLOW GUN

- N/P steel handle with plastic sleeve
- Brass Valve
- Zinc body
- Aluminum nozzle



1/8" Outlet

PART #	SIZE	LIST PRICE
320050	1/4" Inlet	---

5114 51-124 401 20430AD S148 D204-30 6475

### PISTOL GRIP BLOW GUN

- Lightweight, Ergonomic Design
- Delrin® Body
- Trigger Air Flow Control
- 1/4" FPT Inlet
- 3" Nozzle Ideal for Tight Spaces
- Recommended Working Pressure 90-120 psi
- Maximum 87 DbA



PART #	SIZE	LIST PRICE
320036	1/4"	---

### PISTOL GRIP BLO-GUN

#### Material

- Body: POM (engineering plastic)
- Nozzle: nickel plated carbon steel
- Blue Handle Color

#### Features

- Simple construction, economic
- Global thread connection
- Durable and versatile applications
- 4 inch nozzle

150 PSI



PART #	SIZE	LIST PRICE
320035	1/4"	---

### RUBBER TIPPED NOZZLE



MAKES POSITIVE SEAL BETWEEN GUN AND FUEL LINE OR OTHER OPENINGS. USE ONLY ON AIR LINE REGULATED TO 30 PSI OR LESS

PART #	THREAD SIZE	LIST PRICE
320070	1/8 - 27	---

51-521 2058 D201RT 411R

**WARNING:** This product can expose you to chemicals, including lead, which are known to the State of California to cause cancer and birth defects or other reproductive harm. For more information, visit [www.P65Warnings.ca.gov](http://www.P65Warnings.ca.gov)

# TIRE GAUGES

PNEUMATICS

# TIRE GAUGES

## M - TIRE GAUGE

320-021



## HEAVY DUTY DUAL FOOT TIRE GAUGE

320-022



## DUAL ANGLE FOOT TRUCK PENCIL GAUGE

320-023



PART #	PRESSURE RANGE	INCREMENT	HEAD	BODY	BAR(Psi/KPA)	LIST PRICE
320021	20-120psi	2 psi	Metal	Metal	4 sided plastic	---
320022	10-120psi	2 psi	Plastic	Metal	4 sided plastic	---
320023	20-120psi	2 psi	Metal	Metal	4 sided plastic	---

## INFLATION NEEDLE



• See thread note below


PART #	LIST PRICE
320095	---

## 1 PIECE BLOW GUN TAPERED NOZZLE



PART #	SIZE	LIST PRICE
320076	NT	---

## VOLUME REGULATOR



PART #	FIP X MIP	LIST PRICE
46615	1/4	---

**What size thread is an inflation needle (INT)?**  
**Metric:** 7.7mm OD, thread root diameter is 6.9mm x 0.794 pitch  
**English:** 0.305 OD, threadroot diameter 0.302 in x 32 tpi (threads per inch)

## 1 PIECE EXTENSION



PART #	SIZE	LIST PRICE
320080	NT	---

## 1 PIECE BLOW GUN ADAPTER



PART #	SIZE	LIST PRICE
320078	Female NT x 1/8 MPT	---

## NYLON COIL AIR HOSE

- 200 psi working pressure
- 4:1 Safety factor (burst vs working pressure)
- Spring end sleeves to prevent kinking
- 1/4 MPT Brass fittings on both ends
- Temperature range 32°F to 120°F
- Packaged for retail sale



PART #	DESCRIPTION	SIZE	LIST PRICE
307030	25'	1/4" NPT	---
307031	50'	1/4" NPT	---

**WARNING:** This product can expose you to chemicals, including lead, which are known to the State of California to cause cancer and birth defects or other reproductive harm. For more information, visit [www.P65Warnings.ca.gov](http://www.P65Warnings.ca.gov)

PNEUMATICS

**CHUCKS**  
PNEUMATICS

**FOOT CHUCKS**

**HEX BALL FOOT CHUCK**



PART #		LIST PRICE
46600	1/4 FPT Live Air	---

**BALL FOOT CHUCK W/ 1/4 ID HOSE BARB**



PART #		LIST PRICE
46607	1/4 ID Live Air	---

**DUAL HEAD STRAIGHT AIR CHUCK**



DUAL HEAD AIR CHUCK 1/4"FNPT,THE LENGTH IS 6.08",THE HEAD IS ZINC-ALLOY,AND THE NUT IS BRASS WITH CHROME PLATED.

PART #		LIST PRICE
320000	1/4	---

**DUAL HEAD ANGLE FOOT AIR CHUCK**



DUAL HEAD STRAIGHT FOOT AIR CHUCK 1/4"FNPT FOR INNER DUALS;BOTH ENDS LOCK ON VALVE CORE THREADS,THE LENGTH IS 6.66",THE HEAD IS ZINC-ALLOY,AND THE NUT IS BRASS WITH CHROME PLATED.

PART #		LIST PRICE
320005	1/4	---

**INFLATORS WITH GAUGE**

**INFLATOR/ GAUGE**

- RUGGED ZINC CAST BODY WITH BRASS INTERNALS FOR LONG LIFE
- SOLID BRASS GAUGE BAR
- BUILT-IN AIR RELIEF VALVE
- 6"DUAL-FOOT AIR CHUCK



320-010

**INFLATOR/ GAUGE**

- RUGGED ZINC CAST BODY WITH BRASS INTERNALS FOR LONG LIFE
- EASY TO VIEW BUILT-IN SIGHT GAUGE
- FULL SWIVEL HOSE FITTINGS
- PROTECTIVE RUBBER BUMPER
- BUILT-IN AIR RELIEF VALVE
- 6"DUAL-FOOT AIR CHUCK



320-011

PART #	PRESSURE RANGE	INCREMENT	INLET	HOSE LENGTH	LIST PRICE
320010	10-120 psi	2 psi	1/4 FPT	12"	---
320011	10-120 psi	2 psi	1/4 FPT	12"	---

**WARNING:** This product can expose you to chemicals, including lead, which are known to the State of California to cause cancer and birth defects or other reproductive harm. For more information, visit [www.P65Warnings.ca.gov](http://www.P65Warnings.ca.gov)



# AIR ACCESSORY SET

PNEUMATICS

## 16PCS-AIR ACCESSORY SET PART# 87-400



LIST PRICE: ---

### CONTENTS OF BLISTER CARD PACKAGE

COMPONENTS AND PART#'S	
1pc-1/4"FNPT industrial coupler	28540
2pcs-1/4"FNPT industrial plugs	28534
2pcs-1/4"MNPT industrial plugs	28546
1pc-1/4" male connector	28212
1pc-1/4" double female connector	28059
1pc-ball foot chuck	46600
1pc-blow gun	320050
1pc-dial tire gauge	320410
1pc-tapered rubber tip	320070
1pc-blow gun safety nozzle	320075
1pc-blow gun tapered nozzle	320076
2pcs-inflation needles	320095
1pc-25ft. nylon recoil hose	307030

## 10PCS-AIR ACCESSORY SET PART# 87-402



LIST PRICE: ---

### CONTENTS OF BLISTER CARD PACKAGE

COMPONENTS AND PART#'S	
1pc-1/4"female connector	28059
1pc-blow gun safety nozzle	320075
1pc-blow gun tapered nozzle	320076
1pc-ball foot chuck	46605
1pc-blow gun	320050
1pc-1/4"FNPT industrial coupler	28540
1pc-1/4" FNPT industrial plug	28534
1pc-1/4"MNPT industrial plug	28546
2pcs-inflation needles	320095

## 7PCS-AIR ACCESSORY SET PART# 87-404



LIST PRICE: ---

### CONTENTS OF BLISTER CARD PACKAGE

COMPONENTS AND PART#'S	
1pc-blow gun rubber tip	320070
1pc-blow gun safety nozzle	320075
1pc-blow gun tapered nozzle	320076
1pc-extension	320080
1pc-blow gun	320050
2pcs-inflation needles	320095

## 11PCS-AIR ACCESSORY SET PART# 87-406



LIST PRICE: ---

### CONTENTS OF BLISTER CARD PACKAGE

COMPONENTS AND PART#'S	
1pc-blow gun rubber tip	320070
1pc-blow gun safety nozzle	320075
1pc-blow gun tapered nozzle	320076
1pc-blow gun standard nozzle	320077
1pc-blow gun adapter	320078
1pc-hose&chuck assembly	320414
1pc-blow gun	320050
1pc-inflation needle	320095
1pc-1/4"FNPT industrial coupler	28540
1pc-1/4" FNPT industrial plug	28534
1pc-1/4"MNPT industrial plug	28546

# AIR ACCESSORY SET

PNEUMATICS

## 17PCS-AIR ACCESSORY SET

PART# 87-408



LIST PRICE: ---

### CONTENTS OF BLISTER CARD PACKAGE

COMPONENTS AND PART#'S	
1pc-1/4" double female connector	50004
2pcs-1/4" double male connectors	54044
1pc-blow gun safety nozzle	320075
1pc-blow gun tapered nozzle	320076
1pc-dual-foot tire chuck	320005
1pc-tire gauge	320021
1pc-blow gun	320050
1pc-1/4" FNPT industrial coupler	28540S
2pcs-1/4" FNPT industrial plug	28534
4pcs-1/4" MNPT industrial plug	28546
2pcs-inflation needles	320095

## 12PCS-AIR ACCESSORY SET

PART# 87-410



LIST PRICE: ---

### CONTENTS OF BLISTER CARD PACKAGE

COMPONENTS AND PART#'S	
1pc-blow gun safety nozzle	320075
1pc-blow gun tapered nozzle	320076
1pc-blow gun rubber nozzle	320070
1pc-ball foot tire chuck	46600
1pc-blow gun	320050
1pc-1/4"FNPT industrial coupler	28540
1pc-1/4" MNPT industrial coupler	28552
2pcs-1/4"FNPT industrial plug	28534B
2pcs-1/4"MNPT industrial plug	28546B
1pc-inflation needle	320095

## 20PCS-AIR ACCESSORY SET

PART# 87-412



LIST PRICE: ---

### CONTENTS OF BLISTER CARD PACKAGE

COMPONENTS AND PART#'S	
1pc-dual-foot tire chuck	320005
1pc-tire gauge	320021
1pc-blow gun rubber nozzle	320070
1pc-blow gun adapter	320078
1pc-1/4" double male connector	54044
1pc-1/4" double female connector	50004
1pc-blow gun safety nozzle	320075
1pc-blow gun tapered nozzle	320076
1pc-thread seal tape	982107
1pc-blow gun	320050
2pcs-1/4"FNPT industrial coupler	28540S
2pcs-1/4"FNPT industrial plug	28534
3pcs-1/4"MNPT industrial plug	28546
2pcs-inflation needles	320095
1pc-1/4"x 25Ft coil Nylon hose	307030

**WARNING:** This product can expose you to chemicals, including lead, which are known to the State of California to cause cancer and birth defects or other reproductive harm. For more information, visit [www.P65Warnings.ca.gov](http://www.P65Warnings.ca.gov)


# QUICK DISCONNECT KITS

PNEUMATICS

## 1/4" X 1/4" NPT INDUSTRIAL 7PCS

PART# 87-414

CONTENTS OF BLISTER CARD PACKAGE



LIST PRICE: ---

COMPONENTS AND PART#'S	
2pc-1/4"x1/4" FNPT T I/M coupler	28540S
2pcs-1/4"x1/4" FNPT I/M plugs	28534
2pcs-1/4"x1/4"MNPT I/M plugs	28546
1pc-double 1/4" MNPT fitting	54044

## 1/4" X 1/4" NPT INDUSTRIAL 5PCS

PART# 87-416

CONTENTS OF BLISTER CARD PACKAGE



LIST PRICE: ---

COMPONENTS AND PART#'S	
1pc-1/4"x1/4"FNPT I/M coupler	28540S
4pc-1/4"X1/4" MNPT I/M plug	28546

## 1/4" X 1/4" NPT INDUSTRIAL 5PCS

PART# 87-418

CONTENTS OF BLISTER CARD PACKAGE



LIST PRICE: ---

COMPONENTS AND PART#'S	
1pc-1/4"x1/4"FNPT I/M coupler	28540S
1pc-1/4"x1/4"FNPT I/M plug	28534
1pc-1/4"X1/4" MNPT I/M plug	28546
1pc-double 1/4" MNPT fitting	54044

## 1/4" X 1/4" NPT INDUSTRIAL 3PCS

PART# 87-420

CONTENTS OF BLISTER CARD PACKAGE



LIST PRICE: ---

COMPONENTS AND PART#'S	
1pc-1/4"x1/4" FNPT I/M coupler	28540S
1pc-1/4"x1/4" FNPT I/M plug	28534
1pc-1/4"x1/4" MNPT I/M plug	28546

## 3/8" X 1/4" NPT AUTOMOTIVE 5PCS KIT

PART# 87-422

CONTENTS OF BLISTER CARD PACKAGE



LIST PRICE: ---

COMPONENTS AND PART#'S	
1pc-3/8"x1/4" FNPT Automotive coupler	28525S
2pcs-3/8"x1/4"MNPT Automotive plugs	28512
1pc-double 1/4"MNPT fitting	28212
1pc-double 1/4"FNPT fitting	28059

# GAUGES

## STANDARD DRY GAUGES

### STEEL CASE

All the gauges supplied by us are designed for long, reliable service under rugged conditions. Typical applications include compressors, filter regulators, water pumps, beverage dispensing equipment, hydraulic and pneumatic systems, and other applications, where the media does not corrode brass. ALL CONNECTIONS ARE BRASS.



1-1/2" FACE  
1/8" NPT LOWER MOUNT

PART #	PSI	LIST PRICE
80501	0-15	---
80502	0-30	---
80503	0-60	---
80504	0-100	---
80505	0-160	---
80506	0-200	---

### LOWER MOUNT

- Plastic lens (window)



2" FACE  
1/4" LOWER MOUNT

PART #	PSI	LIST PRICE
80001	0-15	---
80002	0-30	---
80003	0-60	---
80004	0-100	---
80005	0-160	---
80006	0-200	---
80007	0-300	---



2-1/2" FACE  
1/4" LOWER MOUNT

PART #	PSI	LIST PRICE
80031	0-15	---
80032	0-30	---
80033	0-60	---
80034	0-100	---
80035	0-160	---
80036	0-200	---



1-1/2" FACE  
1/8" NPT CENTER BACK MOUNT

PART #	PSI	LIST PRICE
80511	0-15	---
80512	0-30	---
80513	0-60	---
80514	0-100	---
80515	0-160	---
80516	0-200	---

### CENTER BACK MOUNT



2" FACE  
1/4" CENTER BACK MOUNT

PART #	PSI	LIST PRICE
80301	0-15	---
80302	0-30	---
80303	0-60	---
80304	0-100	---
80305	0-160	---
80306	0-200	---
80307	0-300	---



2-1/2" FACE  
1/4" CENTER BACK MOUNT

PART #	PSI	LIST PRICE
80331	0-15	---
80332	0-30	---
80333	0-60	---
80334	0-100	---
80335	0-160	---
80336	0-200	---

**WARNING:** This product can expose you to chemicals, including lead, which are known to the State of California to cause cancer and birth defects or other reproductive harm. For more information, visit [www.P65Warnings.ca.gov](http://www.P65Warnings.ca.gov)

**LIQUID FILLED GAUGES**

**STAINLESS CASE**

Liquid filled gauges enhance the reliability and integrity of the measuring system for long periods. The glycerine filling helps dampen the effects of vibration and pulsation. It also lubricates the movement which extends the life of the gauge.

CONNECTIONS ARE BRASS.



**1-1/2" FACE  
1/8" LOWER MOUNT**

PART #	PSI	LIST PRICE
80601	0-15	---
80602	0-30	---
80603	0-60	---
80604	0-100	---
80605	0-160	---
80606	0-200	---



**2-1/2" FACE  
1/4" LOWER MOUNT**

PART #	PSI	LIST PRICE
80061	0-15	---
80062	0-30	---
80063	0-60	---
80064	0-100	---
80065	0-160	---
80066	0-200	---
80067	0-300	---
80068	0-400	---
80069	0-600	---
80100	0-1000	---
80101	0-1500	---
80102	0-2000	---
80103	0-3000	---
80104	0-5000	---
80105	0-10000	---
80080	30-0 Vacuum	---
80081	-30 to +30	---



**4" FACE  
1/4" LOWER MOUNT**

PART #	PSI	LIST PRICE
80463	0-100	---

- Liquid Filled Gauges with a stainless case are used for protection in harsh environments.
- Stainless Steel Case
- Copper Alloy Wetted parts
- Polycarbonate window
- ± 1.5% of span accuracy
- Temp. Range -104°F to 158°F

**CENTER BACK MOUNT**



**1-1/2" FACE  
1/8" CENTER BACK MOUNT**

PART #	PSI	LIST PRICE
80611	0-15	---
80612	0-30	---
80613	0-60	---
80614	0-100	---
80615	0-160	---
80616	0-200	---



**2-1/2" FACE  
1/4" CENTER BACK MOUNT**

PART #	PSI	LIST PRICE
80201	0-15	---
80202	0-30	---
80204	0-60	---
80203	0-160	---
80205	0-100	---
80206	0-200	---
80207	0-300	---
80208	0-400	---
80209	0-600	---

**WARNING:** This product can expose you to chemicals, including lead, which are known to the State of California to cause cancer and birth defects or other reproductive harm. For more information, visit [www.P65Warnings.ca.gov](http://www.P65Warnings.ca.gov)

# TAPES/ SEALANT

## PNEUMATICS

### PTFE THREAD SEAL TAPE

- Density 0.4
  - Thickness 3.5 MIL
  - Meets MIL specs
- T-27730A



PART #	SIZE	CASE QTY	LIST PRICE
982107	1/2" x 260"	500	---
982108	1/2" x 520"	500	---
982109	3/4" x 260"	350	---
982110	3/4" x 520"	350	---

POP OUT COVERED SPOOL

### GREY STAINLESS STEEL

- Density 1.2
  - Thickness 4MIL
  - Meets MIL specs
- T-27730A & CID A-A 58092



PART #	SIZE	CASE QTY	LIST PRICE
982135	1/2" x 260"	250	---
982136	1/2" x 520"	150	---
982137	3/4" x 260"	150	---
982138	3/4" x 520"	150	---

### GREEN OXYGEN TAPE

- Density 1.2
  - Thickness 3.5MIL
  - Meets MIL specs
- T-27730A & CID A-A 58092



PART #	SIZE	CASE QTY	LIST PRICE
982130	1/2" x 260"	250	---
982131	1/2" x 520"	150	---
982132	3/4" x 520"	150	---

### PTFE BLUE SEAL TAPE

- Professional grade top -450 to +450°F
  - Super long roll
  - Twice the density of standard tape for less passes, lasts longer
  - Density 0.8
  - Thickness 3.5 MIL
  - Meets MIL Spec
- T-27730A



PART #	SIZE	CASE QTY	LIST PRICE
982120	1/2" x 1368"	250	---
982121	3/4" x 1368"	150	---
982122	1" x 1296"	150	---

### YELLOW GAS LINE TAPE

- Density 0.9
  - Thickness 4MIL
  - Meets MIL specs
- T-27730A



PART #	SIZE	CASE QTY	LIST PRICE
982125	1/2" x 260"	250	---
982126	1/2" x 520"	150	---
982127	3/4" x 520"	150	---

### PVC ELECTRICAL TAPE

- Rated to 176 degrees fahrenheit  
Suitable for use up to 600V  
UL Listed  
Individually wrapped in cellophane



PART #	SIZE	LIST PRICE
982140	3/4" X 60' Black	---

## THREAD SEALANT

### GASOILA SOFT-SET THREAD WITH PTFE



PART#	SIZE	UNITS PER CASE	LIST
983100	1/4 pt. Brush	24	---
983101	1/2 pt. Brush	24	---
983102	1 pt. Brush	12	---

### PLS 2 PREMIUM THREAD AND GASKET SEALER



PART#	SIZE	UNITS PER CASE	LIST PRICE
983110	1/4 pt. Brush	12	---

### GASOILA NT NON-PTFE THREAD SEALANT



PART#	SIZE	UNITS PER CASE	LIST PRICE
983120	1/2 pt. Brush	12	---

### JC-30 GASOILA HIGH-FILL



PART#	SIZE	UNITS PER CASE	LIST PRICE
983115	1/4 pt. Brush	12	---
983116	1 pt. Brush	6	---

### FREE ALL DEEP PENETRATING OIL



PART#	SIZE	UNITS PER CASE	LIST
983125	6 oz. Aerosol	12	---
983126	11 oz. Aerosol	12	---

### LUBE-IT ALL DEEP LUBRICATING OIL



PART#	SIZE	UNITS PER CASE	LIST
983130	6 oz. Aerosol	12	---

**WARNING:** This product can expose you to chemicals, including lead, which are known to the State of California to cause cancer and birth defects or other reproductive harm. For more information, visit [www.P65Warnings.ca.gov](http://www.P65Warnings.ca.gov)

# HYDRAULIC ADAPTERS

HYDRAULIC ADAPTERS

## HYDRAULIC ADAPTERS & ACCESSORIES



STEEL ADAPTERS

HYDRAULIC QUICK  
DISCONNECTS

HYDRAULIC VALVES &  
ACCESSORIES

### Technical information

#### Profile size chart

Steel Pipe Swivels  
37° JIC Flare Straights  
37° JIC Flare Shapes  
Bulkhead Adapters  
Steel Pipe Fittings  
O-Ring Adapters Straight  
JIC Swivels  
O-Ring Adapters  
O-Ring Face Seal  
BSPT/ BSPP Adapters  
Metric Adapters  
Flange Adapters  
Stainless Steel Adapters  
SS Hose Fittings

Thread to Connect - Wing  
ISO A Interchange  
ISO B Interchange  
Flush Face ISO  
VEP Series  
AG Interchange  
Hydraulic Jack Q/D

Flow Control Valve  
Variable Flow Control  
Air Breathers

### PLATING SPECIFICATION

We standard Trivalent, Cr<sup>+3</sup> plating performs at nearly double the S.A.E. corrosion resistance requirement. The plating meets ASTM B633, Fe/Zn 5. The thickness is 5um-13um. This plating is silver in appearance and has been testing at 96 hours to white rust and 120 hours to red rust.

---

**TECHNICAL INFORMATION**HYDRAULIC ADAPTERS

---

**TECHNICAL INFORMATION****WORKING PRESSURE**

The tables on the following pages list the recommended working pressure for a variety of hydraulic fittings made in accordance with certain industry standards. Many factors such as impulse, vibration, mechanical shock, and improper assembly may affect the integrity of the fitting connection.

We recommends sufficient testing be conducted to ensure that performance levels will be safe and satisfactory, especially if installed in systems operating at elevated pressures or in severe conditions. Working pressure ratings are capable of a 4 to 1 minimum burst. All steel fittings meet or exceed the minimum SAE pressure ratings. Always consider application and maximum pressure requirements when selecting fittings.

---

**METHODS FOR INSTALLING FITTINGS**

There are three methods for installing a fitting:

- Torque wrench
- Flats From Wrench Resistance
- Turns From Finger Tight

For Flare and NPSM Fittings, we recommend the flats from wrench resistance method be used whenever possible.

The differences in material, plating, and surface finish impacts the coefficient of friction when installing or connecting fittings. To minimize these variances, We recommend that fitting connections are lubricated when installed. Connections that are lubricated provide a more accurate installation torque, which results in fewer leaks.

---

**USING A TORQUE WRENCH**

The torque values given in the tables on the following pages are for reference purposes only based on industry standard practice and for low carbon steel mating with steel/iron components. Actual torque values may need to be adjusted due to variances described above.

SAE recommends always making a wet (lubricated) installation or connection to reduce friction on moving parts, O-rings, and variances in material and plating. The torque values in these tables are based off SAE values using a .17 coefficient of friction as per SAE J2593. Many hydraulic leaks are a result of over-torque, which causes excessive deformation of material or exceeds the yield strength of the material, which may reduce the load or clamping force between seal contacts.

If more than one value or range is given, use the lower value first and increase only if required. Over-torquing can damage a fitting or mating component.



# TECHNICAL INFORMATION

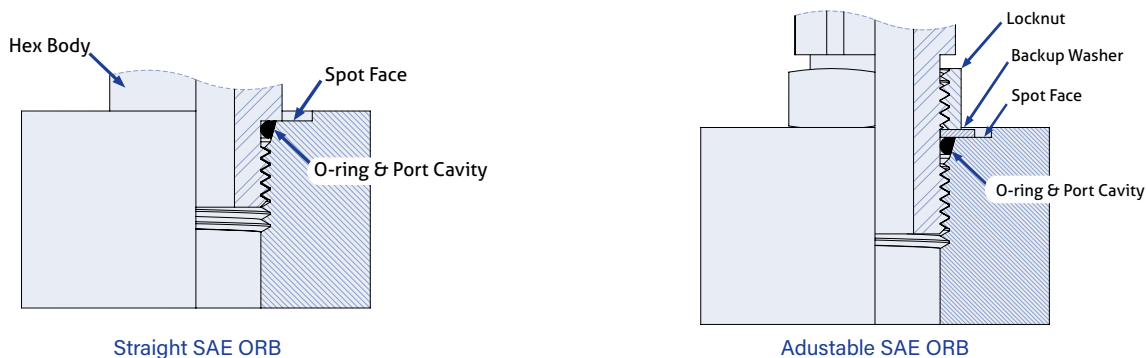
## HYDRAULIC ADAPTERS

### SAE O-Ring Boss Port Specifications

O-ring Boss ports (ORB) provide a seal by trapping the fitting's O-ring inside a port cavity. When a fitting is installed into the port, the O-ring is trapped between the fitting body hex or washer and port cavity.

Straight fittings include a hex, and sometimes an additional cylindrical shoulder below the hex and above the threads, to trap the O-ring in the port cavity.

Elbow and Tee fittings require a backup washer and a locknut above the O-ring on the threaded stud to permit a 360° orientation of the fitting around the port.



The following table lists the specifications for SAE O-Ring Boss Ports.

SAE O-Ring Boss Specifications								
Dash Size	Tube Size	Thread	SAE-ORB to JIC and Pipe Fittings*			SAE-ORB to ORFS Fittings**		
			Torque	Working Pressure		Torque	Working Pressure	
			Adjustable & Non-Adjustable	Adjustable	Non-Adjustable	Adjustable & Non-Adjustable	Adjustable	Non-Adjustable
			(ft-lbs) +25% -0%	(psi)	(psi)	(ft-lbs) +25% -0%	(psi)	(psi)
02	1/8	5/16-24	6	4500	4500	-	-	-
03	3/16	3/8-24	7	4500	4500	7	5800	9100
04	1/4	7/16-20	13	4500	4500	15	5800	9100
05	5/16	1/2-20	18	4500	4500	18	5800	9100
06	3/8	9/16-18	22	3600	4500	26	5800	9100
08	1/2	3/4-16	37	3600	4500	52	5800	9100
10	5/8	7/8-14	44	2900	3600	74	5800	9100
12	3/4	1-1/16-12	70	2900	3600	125	5800	5800
14	7/8	1-3/16-12	92	2300	2900	158	5800	5800
16	1	1-5/16-12	111	2300	2900	199	4500	5800
20	1 1/4	1-5/8-12	147	1800	2300	210	3600	3600
24	1 1/2	1-7/8-12	155	1800	2300	273	2900	3600
32	2	2-1/2-12	221	1450	1800	-	-	-

\* = Light duty studs included on JIC, NPTF and NPSM fittings per SAE J1926/3 & J514  
 \*\* = Heavy duty studs included on ORFS fittings per SAE J1926/2 & J1453

Note: Torque values are for wet torque and are allowed up to 25% the listed value according to SAE J2593.

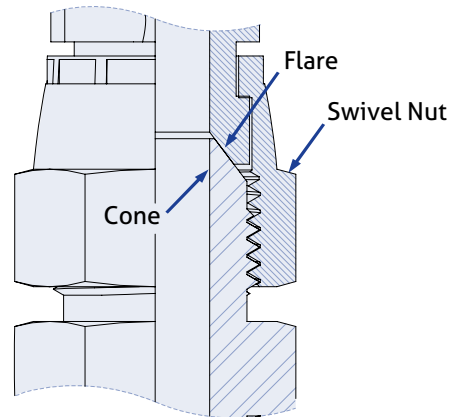
# TECHNICAL INFORMATION

## HYDRAULIC ADAPTERS

### JIC Adapter Specifications

Male flared fittings include a conical nose with external threads for clamping.

A flared fitting or tube assembly is tightened against the cone with a swivel nut. By forcing the flare against the cone during the torquing process, the nose cone is slightly deformed and meshes to create a metal to metal seal between the flare and the cone.



The following table lists the specifications for JIC adapters.

JIC Specifications							
Dash Size	Tube Size	Thread	Working Pressure		Torque		
			Male (psi)	Female Swivel Nut (psi)	JIC Rigid (FFWR)	JIC Swivel (FFWR)	Bulkhead Locknut (ft-lbs) +25% -0%
02	1/8	5/16-24	5000	5000	1/4 - 1/2	2	4
03	3/16	3/8-24	5000	5000	1/4 - 1/2	2	6
04	1/4	7/16-20	5000	4500	1/4 - 1/2	2	10
05	5/16	1/2-20	5000	4000	1/4 - 1/2	2	13
06	3/8	9/16-18	5000	4000	1/4 - 1/2	2	16
08	1/2	3/4-16	4500	4000	1/4 - 1/2	2	27
10	5/8	7/8-14	3500	3000	1/4 - 1/2	1 1/2	32
12	3/4	1-1/16-12	3500	3000	1/4 - 1/2	1 1/2	52
14	7/8	1-3/16-12	3000	2500	1/4 - 1/2	1 1/2	66
16	1	1-5/16-12	3000	2500	1/4 - 1/2	1 1/2	85
20	1 1/4	1-5/8-12	2500	2000	1/4 - 1/2	1	111
24	1 1/2	1-7/8-12	2000	1500	1/4 - 1/2	1	114
32	2	2-1/2-12	1500	1125	1/4 - 1/2	1	162

Values are per SAE J514

# TECHNICAL INFORMATION

## HYDRAULIC ADAPTERS

### Pipe & Pipe Swivel Adapter Specifications

NPSM fittings include an inverted 60° cone inside an internally threaded swivel union nut. Male NPTF fittings that have a 30° internal chamfer that make a 60° inverted cone, will mate with NPSM swivel unions.

**NOTE: THE MATING MALE THREADS MUST INCLUDE AN INSIDE CHAMFER ON THE END OF THE FITTING THAT MATES WITH THE INVERTED CONE. THREADS ARE FOR CLAMPING FORCE ONLY AND THE SEALING OCCURS ON A SMALL RADIAL SECTION BETWEEN THE MALE FITTING INTERNAL CHAMFER AND THE SWIVEL UNION INVERTED CONE.**

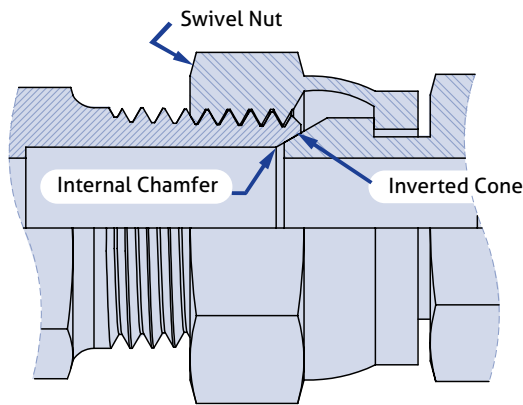


Figure 7 : NPTF & NPSM Union

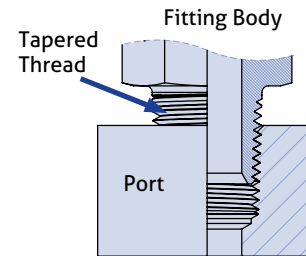


Figure 8: NPT & NPTF Assembly

NPT and NPTF pipe threads seal by wedging the tapered threads through deformation into each other. Both of these threads require thread sealants to complete a seal.

The following table lists the specifications for NPT, NPTF, and NPSM Pipe adapters.

NPT, NPTF, and NPSM Pipe Specifications						
Dash Size	Thread Size	Major OD* (inch)	Working Pressure		Torque	
			NPT, NPTF Male and Female	NPSM Female Swivel Nut	NPT, NPTF	NPSM Swivel Union
			(psi)	(psi)	(TFFT)	(FFWR)
02	1/8-27	.405	5000	5000	2-3	2
04	1/4-18	.540	4000	5000	2-3	2
06	3/8-18	.675	3000	4000	2-3	2
08	1/2-14	.84	3000	3500	2-3	2
12	3/4-14	1.050	2500	2250	2-3	2
16	1-11 1/2	1.315	2000	2000	1 1/2 - 2 1/2	1 1/2
20	1 1/4-11 1/2	1.660	1150	1625	1 1/2 - 2 1/2	1 1/2
24	1 1/2-11 1/2	1.900	1000	1250	1 1/2 - 2 1/2	1 1/2
32	2-11 1/2	2.375	1000	1125	1 1/2 - 2 1/2	1 1/2

Values are per SAE J514 & J2593

Table 3: NPT, NPTF, and NPSM Pipe Specifications

# TECHNICAL INFORMATION

## HYDRAULIC ADAPTERS

### O-ring Face Seal Adapter Specifications

O-ring face seal fittings include a precision groove in the face of the male fitting. Sealing occurs when an O-ring is trapped in the groove by a smooth flat flange that is clamped against the face with a nut or nut and sleeve. The flat flange may be formed or brazed onto the end of a tube, or is machined on a fitting.

There are two SAE groove types:

- Type A: The original style A O-ring has no retaining ledge.
- Type B: The Type B groove has a retaining ledge (half dovetail) that improves O-ring retention. The Type B style is more commonly found and is a design improvement over the Type A.

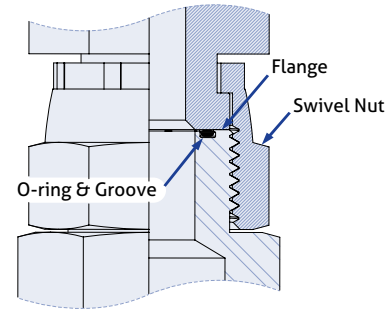


Figure 9: ORFS Fitting Assembly

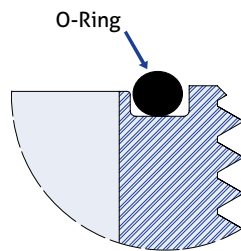


Figure 10: Detail View of Cross Section of Groove Type A

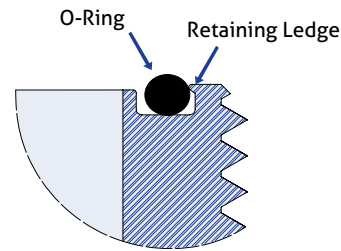


Figure 11: View of Groove Type B

The following table lists the specifications for O-ring Face Seal adapters.

ORFS Specifications								
Dash Size	Tube Size	Thread Size	Working Pressure		Torque			
			Male	Female Swivel Nut	Male & Female	Bulkhead Locknut	Tube Nuts	Swivel Nuts
			(psi)	(psi)	(ft-lbs) +25% -0%	(ft-lbs) +25% -0%	WR	FWR
04	1/4	9/16-18	6000	6000	18	16	1/4-1/2	1/2-3/4
06	3/8	11/16-16	6000	6000	29	22	1/4-1/2	1/2-3/4
08	1/2	13/16-16	6000	6000	41	29	1/4-1/2	1/2-3/4
10	5/8	1-14	6000	6000	44	44	1/4-1/2	1/2-3/4
12	3/4	1-3/16-12	6000	6000	66	66	1/4-1/2	1/3-1/2
16	1	1-7/16-12	6000	5000	92	92	1/4-1/2	1/3-1/2
20	1 1/4	1-11/16-12	4000	4000	125	111	1/4-1/2	1/3-1/2
24	1 1/2	2-12	4000	3000	147	125	1/4-1/2	1/3-1/2

Note: Values are per SAE J2593 & J1453

Torque values are for wet installation of steel components. Reduce torque values for softer material components.

Table 4: ORFS Specifications

# TECHNICAL INFORMATION

## HYDRAULIC ADAPTERS

### BSPT, BSPP and Metric Adapter Specifications

BSPT and Metric tapered threads install and work in the same manner as NPT and NPTF.

Male BSPP fittings include an inverted 60° cone inside an internally threaded swivel union nut. Male BSPP fittings that have a 30° internal chamfer that make a 60° inverted cone, will mate with Female BSPP swivel unions.

**NOTE: THE MATING MALE THREADS MUST INCLUDE AN INSIDE CHAMFER ON THE END OF THE FITTING THAT MATES WITH THE INVERTED CONE. THREADS ARE FOR CLAMPING FORCE ONLY AND THE SEALING OCCURS ON A SMALL RADIAL SECTION BETWEEN THE MALE FITTING INTERNAL CHAMFER AND THE SWIVEL UNION INVERTED CONE.**

DIN swivel unions have a 24° inverted cone and may be installed into DIN bite-ring compression fittings. To provide enhanced performance, an O-ring is sometimes included in the cone of some DIN swivel unions.

British Standard Pipe Parallel (BSPP) and Metric Parallel threaded ports do not include a port cavity like the O-ring Boss or ISO 6149 port. Instead, an O-ring sits on top of the spot face or external surface and is surrounded by a metal retaining ring or other retaining component to trap the O-ring between the fitting hex, body, and spot face.

Elbow and Tee fittings have a locknut, backup washer, O-ring and retaining washer to permit 360° orientation around the axis of the port.

The following table lists the specifications for **BSPP & BSPT Adapters**

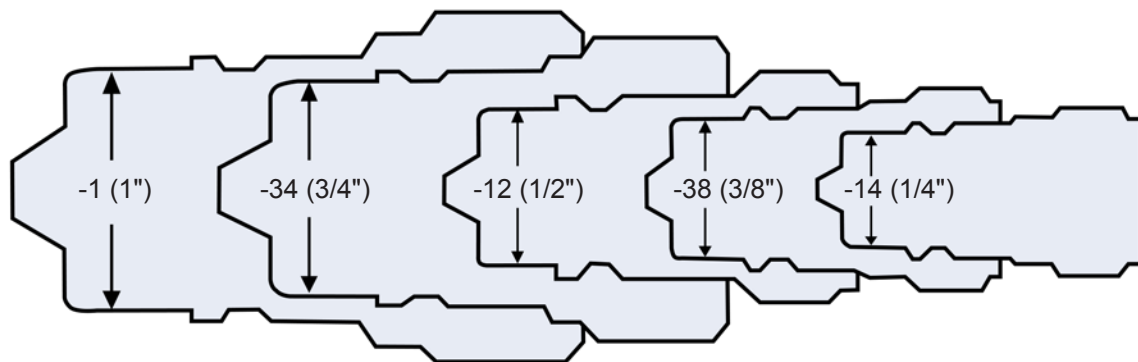
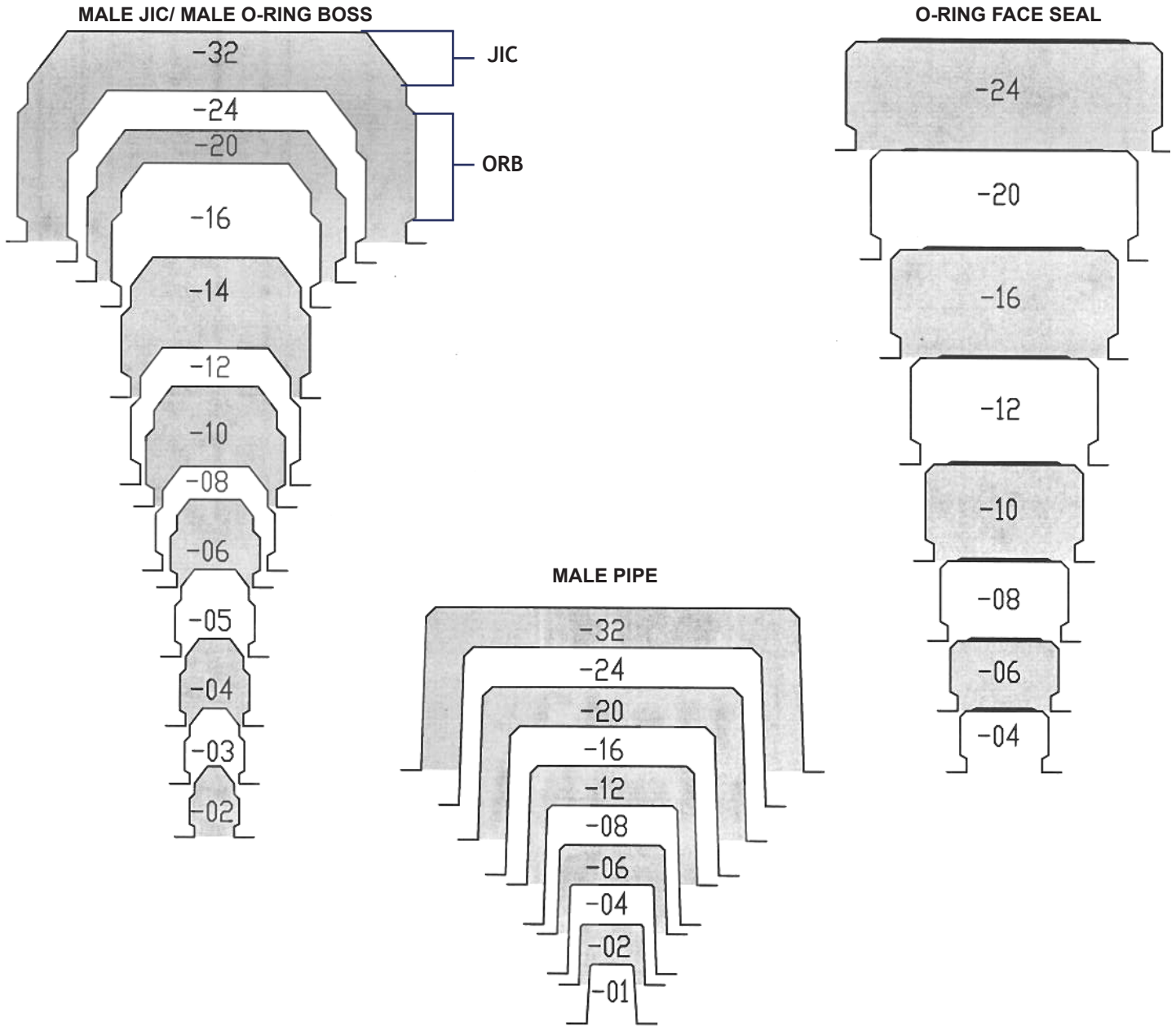
BSPP & BSPT Specifications				
Dash Size	BSPT & BSPP		Torque	
	THREAD SIZE	MAJOR OD <sup>o</sup> (inch)	BSPP Swivel Union	BSPT
02	1/8-28	0.383	2	2-3
04	1/4-19	0.518	2	2-3
06	3/8-19	0.656	2	2-3
08	1/2-14	0.825	2	2-3
10	5/8-14	0.929	2	2-3
12	3/4-14	1.041	2	2-3
16	1-11	1.309	1 1/2	1 1/2 - 2 1/2
20	1 1/4-11	1.650	1 1/2	1 1/2 - 2 1/2
24	1 1/2-11	1.882	1 1/2	1 1/2 - 2 1/2
32	2-11	2.347	1 1/2	1 1/2 - 2 1/2

The following table lists the specifications for **Metric Adapters**

Metric DIN 3852-1 Threads	
Dash Size	THREAD SIZE (mm)
08	8 x 1.0
10	10 x 1.0
12	12 x 1.5
14	14 x 1.5
16	16 x 1.5
18	18 x 1.5
20	20 x 1.5
22	22 x 1.5
24	24 x 1.5
26	26 x 1.5
27	27 x 2.0
30	30 x 2.0
33	33 x 2.0
39	39 x 2.0
42	42 x 2.0
48	48 x 2.0
60	60 x 2.0

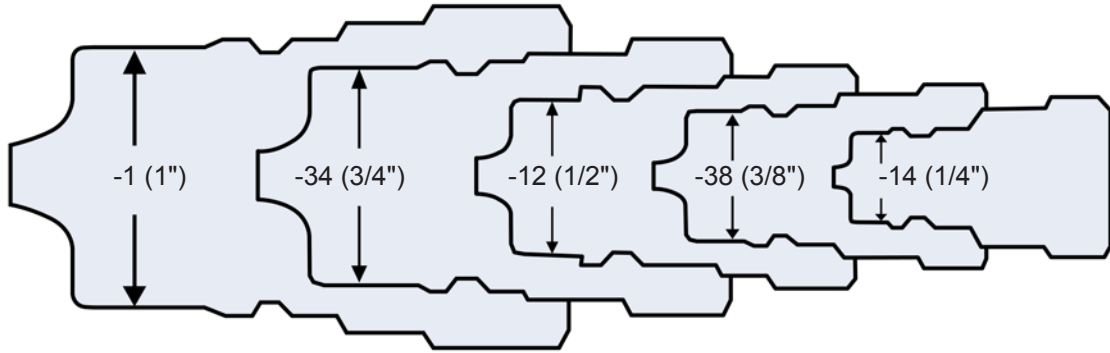
Values are from DIN 3852-1

# PROFILE SIZE CHART

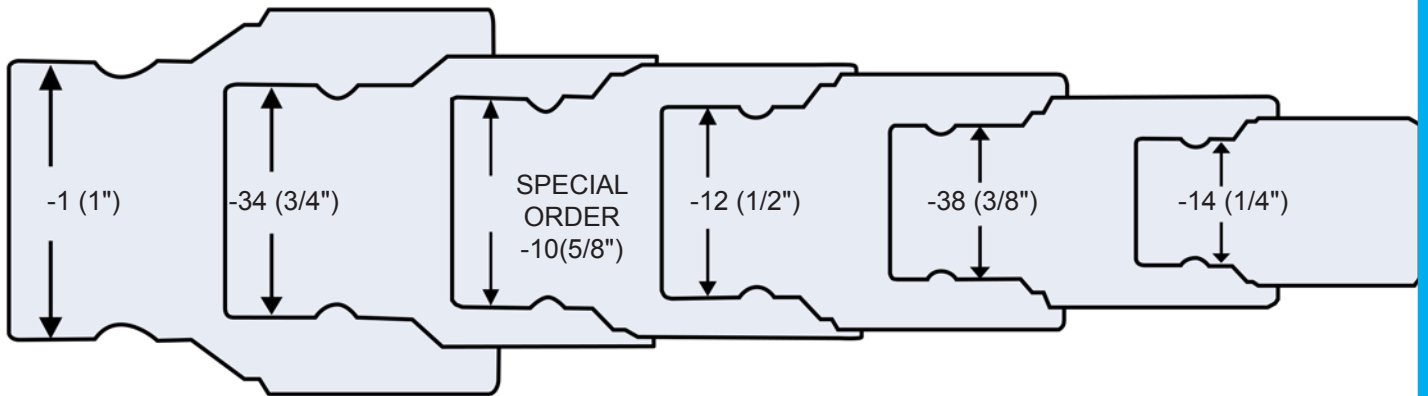


AG INTERCHANGE - NV SERIES

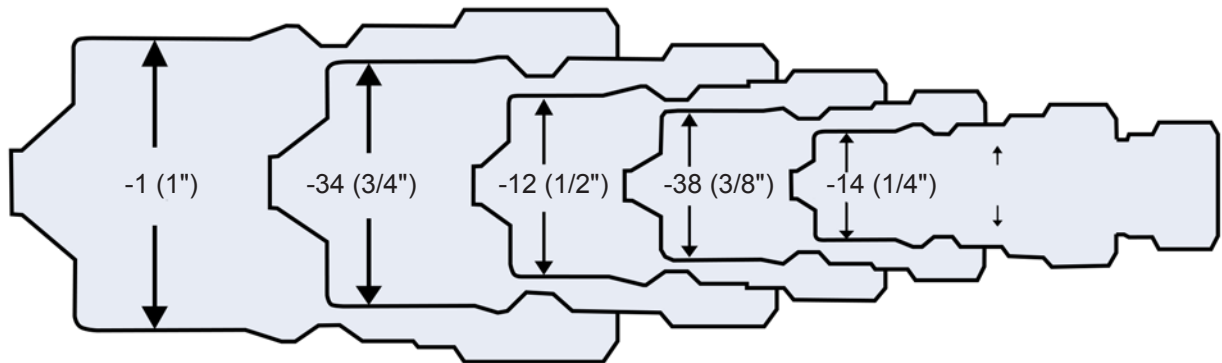
**TECHNICAL INFORMATION**  
HYDRAULIC ADAPTERS



ISO 7241 - 1 - ISO A - ANV SERIES



ISO 16028 - FF SERIES



ISO 7241 - 1 ISO B - HNV SERIES

# STEEL PIPE SWIVEL ADAPTERS

## HYDRAULIC ADAPTERS

### MALE PIPE SWIVEL ADAPTER

SAE 140130

1



2

PART #	MALE PIPE 1	FEMALE NPSM 2	LIST PRICE
140422	1/8	1/8	---
140442	1/4	1/8	---
140444	1/4	1/4	---
140446	1/4	3/8	---
140448	1/4	1/2	---
140446	1/4	3/8	---
140448	1/4	1/2	---
140464	3/8	1/4	---
140466	3/8	3/8	---
140468	3/8	1/2	---
140484	1/2	1/4	---
140486	1/2	3/8	---
140488	1/2	1/2	---
1404812	1/2	3/4	---
1404126	3/4	3/8	---
1404128	3/4	1/2	---
14041212	3/4	3/4	---
14041216	3/4	1	---
14041612	1	3/4	---
14041616	1	1	---
14041620	1	1-1/4	---
14042016	1-1/4	1	---
14042020	1-1/4	1-1/4	---
14042024	1-1/4	1-1/2	---
14042424	1-1/2	1-1/2	---
14043232	2	2	---

### FEMALE PIPE SWIVEL ADAPTER

SAE 140131

1



2

PART #	FEMALE PIPE 1	FEMALE NPSM 2	LIST PRICE
140522	1/8	1/8	---
140542	1/4	1/8	---
140544	1/4	1/4	---
140546	1/4	3/8	---
140564	3/8	1/4	---
140566	3/8	3/8	---
140568	3/8	1/2	---
140584	1/2	1/4	---
140586	1/2	3/8	---
140568	3/8	1/2	---
140584	1/2	1/4	---
140588	1/2	1/2	---
1405812	1/2	3/4	---
1405128	3/4	1/2	---
14051212	3/4	3/4	---
14051216	3/4	1	---
14051612	1	3/4	---
14051616	1	1	---
14052020	1-1/4	1-1/4	---
14052420	1-1/2	1-1/4	---
14052424	1-1/2	1-1/2	---
14053232	2	2	---

### MALE PIPE ELBOW SWIVEL ADAPTER

1



2

SAE 140230

PART #	MALE PIPE 1	FEMALE NPSM 2	LIST PRICE
150122	1/8	1/8	---
150124	1/8	1/4	---
150142	1/4	1/8	---
150144	1/4	1/4	---
150146	1/4	3/8	---
150148	1/4	1/2	---
150164	3/8	1/4	---
150166	3/8	3/8	---
1501612	3/8	3/4	---
150184	1/2	1/4	---
150186	1/2	3/8	---
150188	1/2	1/2	---
1501126	3/4	3/8	---
1501128	3/4	1/2	---
15011212	3/4	3/4	---
15011216	3/4	1	---
1501168	1	1/2	---
15011612	1	3/4	---
15011616	1	1	---
15012016	1-1/4	1	---
15012020	1-1/4	1-1/4	---
15012024	1-1/4	1-1/2	---
15012420	1-1/2	1-1/4	---
15012424	1-1/2	1-1/2	---
15013232	2	2	---

1501 2047R 1218 9405 2107

### FEMALE UNION ELBOW SWIVEL ADAPTER

SAE 140231 1



2

PART #	FEMALE PIPE 1	FEMALE NPSM 2	LIST PRICE
150222	1/8	1/8	---
150224	1/8	1/4	---
150242	1/4	1/8	---
150244	1/4	1/4	---
150246	1/4	3/8	---
150248	1/4	1/2	---
150266	3/8	3/8	---
150268	3/8	1/2	---
150284	1/2	1/4	---
150286	1/2	3/8	---
150288	1/2	1/2	---
1502812	1/2	3/4	---
1502128	3/4	1/2	---
15021212	3/4	3/4	---
15021616	1	1	---
15022020	1-1/4	1-1/4	---
15022424	1-1/2	1-1/2	---

WARNING: This product can expose you to chemicals, including Cobalt, which are known to the State of California to cause cancer. For more information, visit www.P65Warnings.ca.gov



1405 2046R 1212 9255 C207

1502 2207 1216 945SR




# FEMALE PIPE SWIVELS

## HYDRAULIC ADAPTERS

### MALE 45° PIPE ELBOW SWIVEL ADAPTER

SAE 140330



PART #	MALE PIPE 1	FEMALE NPSM 2	LIST PRICE
150322	1/8	1/8	---
150324	1/8	1/4	---
150344	1/4	1/4	---
150346	1/4	3/8	---
150364	3/8	1/4	---
150366	3/8	3/8	---
150368	3/8	1/2	---
150384	1/2	1/4	---
150386	1/2	3/8	---
150388	1/2	1/2	---
1503812	1/2	3/4	---
1503128	3/4	1/2	---
15031212	3/4	3/4	---
15031216	3/4	1	---
15031612	1	3/4	---
15031616	1	1	---
15031620	1	1-1/4	---
15032016	1-1/4	1	---
15032020	1-1/4	1-1/4	---
15032424	1-1/2	1-1/2	---

1503 2049R 3107 1214 9355R

### FEMALE 45° UNION ELBOW SWIVEL ADAPTER

SAE 140331



PART #	FEMALE PIPE 1	FEMALE NPSM 2	LIST PRICE
150422	1/8	1/8	---
150444	1/4	1/4	---
150466	3/8	3/8	---
150488	1/2	1/2	---
15041212	3/4	3/4	---
15041616	1	1	---

1504 2050R 1249 9385R


### MALE SWIVEL BRANCH TEE



PART #	FEMALE NPSM 1 & 2	MALE PIPE 3	LIST PRICE
160122	1/8	1/8	---
160144	1/4	1/4	---
160166	3/8	3/8	---
160188	1/2	1/2	---
16011212	3/4	3/4	---
16011616	1	1	---

1601 2254R 1258 9406R


### FEMALE SWIVEL TEE



PART #	FEMALE NPSM 1 & 2	FEMALE PIPE 3	LIST PRICE
160244	1/4	1/4	---
160266	3/8	3/8	---
160288	1/2	1/2	---
16021212	3/4	3/4	---
16021616	1	1	---

1602 2253R 1259 9456R

### FEMALE SWIVEL UNION TEE



PART #	FEMALE NPSM 1,2 & 3	LIST PRICE
160344	1/4	---
160366	3/8	---
160388	1/2	---
16031212	3/4	---
16031616	1	---

1603 2255 1223 9705R

# STRAIGHTS STEEL JIC FLARE 37°

## HYDRAULIC ADAPTERS

### LONG JIC TUBE NUT



PART #	TUBE O.D	LIST PRICE
03044	1/4	---
03045	5/16	---
03046	3/8	---
03048	1/2	---
030410	5/8	---
030412	3/4	---
030416	1	---

### CAP

SAE 070112  
MS 51532



304 221000 0304 C5115

PART #	TUBE O.D.	LIST PRICE
0304C2	1/8	---
0304C3	3/16	---
0304C4	1/4	---
0304C5	5/16	---
0304C6	3/8	---
0304C8	1/2	---
0304C10	5/8	---
0304C12	3/4	---
0304C14	7/8	---
0304C16	1	---
0304C20	1-1/4	---
0304C24	1-1/2	---
0304C32	2	---

820 304 21v0292 FNTX 1329 C5129

### JIC TUBE NUT (SLEEVE REQUIRED)

SAE 070110  
MS 51531



PART #	TUBE O.D	LIST PRICE
03182	1/8	---
03183	3/16	---
03184	1/4	---
03185	5/16	---
03186	3/8	---
03188	1/2	---
031810	5/8	---
031812	3/4	---
031814	7/8	---
031816	1	---
031820	1-1/4	---
031824	1-1/2	---
031832	2	---

### JIC TUBE UNION

SAE 070101  
MS 51501



PART #	JIC TUBE SIZE 1	JIC TUBE SIZE 2	LIST PRICE
240322	1/8	1/8	---
240333	3/16	3/16	---
240344	1/4	1/4	---
240355	5/16	5/16	---
240364	3/8	1/4	---
240366	3/8	3/8	---
240384	1/2	1/4	---
240388	1/2	1/2	---
240386	1/2	3/8	---
2403106	5/8	3/8	---
2403108	5/8	1/2	---
24031010	5/8	5/8	---
2403126	3/4	3/8	---
2403128	3/4	1/2	---
24031210	3/4	5/8	---
24031212	3/4	3/4	---
24031414	7/8	7/8	---
24031612	1	3/4	---
24031616	1	1	---
24032016	1-1/4	1	---
24032020	1-1/4	1-1/4	---
240332	2	2	---

### JIC TUBE SLEEVE

SAE 070115  
MS 51533



2403 2027 HTX 1204 C5305

PART #	TUBE O.D	LIST PRICE
03192	1/8	---
03193	3/16	---
03194	1/4	---
03195	5/16	---
03196	3/8	---
03198	1/2	---
031910	5/8	---
031912	3/4	---
031914	7/8	---
031916	1	---
031920	1-1/4	---
031924	1-1/2	---
031932	2	---

WARNING: This product can expose you to chemicals, including Cobalt, which are known to the State of California to cause cancer. For more information, visit www.P65Warnings.ca.gov



319 900605 TX 1253 C5165

# STRAIGHTS STEEL JIC FLARE 37°

## HYDRAULIC ADAPTERS

### JIC MALE CONNECTOR

SAE 070102  
MS 51500

1




2

PART #	JIC TUBE SIZE 1	MALE PIPE THREAD 2	LIST PRICE
240422	1/8	1/8	---
240442	1/4	1/8	---
240444	1/4	1/4	---
240446	1/4	3/8	---
240448	1/4	1/2	---
240454	5/16	1/4	---
240462	3/8	1/8	---
240464	3/8	1/4	---
240466	3/8	3/8	---
240468	3/8	1/2	---
2404612	3/8	3/4	---
240484	1/2	1/4	---
240486	1/2	3/8	---
240488	1/2	1/2	---
2404812	1/2	3/4	---
2404816	1/2	1	---
2404104	5/8	1/4	---
2404106	5/8	3/8	----
2404108	5/8	1/2	---
24041012	5/8	3/4	---
2404126	3/4	3/8	---
2404128	3/4	1/2	---
24041212	3/4	3/4	---
24041216	3/4	1	---
24041612	1	3/4	---
24041616	1	1	---
24041620	1	1-1/4	----
24041624	1	1-1/2	---
24042012	1-1/4	3/4	---
24042016	1-1/4	1	---
24042020	1-1/4	1-1/4	---
24042024	1-1/4	1-1/2	---
24042416	1-1/2	1	---
24042420	1-1/2	1-1/4	---
24042424	1-1/2	1-1/2	---
24042432	1-1/2	2	---
24043220	2	1-1/4	---
24043224	2	1-1/2	---
24043232	2	2	---

2404 2021R FTX 1202R C5205 816

### JIC FEMALE CONNECTOR

1



2

SAE 070103  
MS 51503

PART #	JIC TUBE SIZE 1	FEMALE PIPE SIZE 2	LIST PRICE
240522	1/8	1/8	---
240532	3/16	1/8	---
240542	1/4	1/8	---
240544	1/4	1/4	---
240546	1/4	3/8	---
240562	3/8	1/8	---
240564	3/8	1/4	---
240566	3/8	3/8	---
240568	3/8	1/2	---
240584	1/2	1/4	---
240586	1/2	3/8	---
240588	1/2	1/2	---
2405812	1/2	3/4	---
2405106	5/8	3/8	---
2405108	5/8	1/2	---
2405128	3/4	1/2	---
24051212	3/4	3/4	---
24051216	3/4	1	---
24051612	1	3/4	---
24051616	1	1	---
24051620	1	1-1/4	---
24052020	1-1/4	1-1/4	---
24052024	1-1/4	1-1/2	---
24052424	1-1/2	1-1/2	---
24053232	2	2	---

2405 2022R GTX 1230R C5255

**WARNING:** This product can expose you to chemicals, including Cobalt, which are known to the State of California to cause cancer. For more information, visit [www.P65Warnings.ca.gov](http://www.P65Warnings.ca.gov)

# JIC FLARE

## HYDRAULIC ADAPTERS

### JIC REDUCER/ EXPANDER

SAE 070123 1



2

PART #	FEMALE JIC TUBE SIZE 1	MALE JIC TUBE SIZE 2	LIST PRICE
240664	3/8	1/4	---
240665	3/8	5/16	---
240666	3/8	3/8	---
240668	3/8	1/2	---
240684	1/2	1/4	---
240686	1/2	3/8	---
2406810	1/2	5/8	---
2406812	1/2	3/4	---
2406104	5/8	1/4	---
2406106	5/8	3/8	---
2406108	5/8	1/2	---
2406124	3/4	1/4	---
2406126	3/4	3/8	---
2406128	3/4	1/2	---
24061210	3/4	5/8	---
24061216	3/4	1	---
2406164	1	1/4	---
2406166	1	3/8	---
2406168	1	1/2	---
24061612	1	3/4	---
24061620	1	1-1/4	---
2406208	1-1/4	1/2	---
24062012	1-1/4	3/4	---
24062016	1-1/4	1	---
24062416	1-1/2	1	---
24062420	1-1/2	1-1/4	---
24063224	2	1-1/2	---

2406 C5015 2215 TRTX 1246

### PLUG

SAE 070109  
MS 51518



PART #	TUBE O.D.	LIST PRICE
24082	1/8	---
24083	3/16	---
24084	1/4	---
24085	5/16	---
24086	3/8	---
24088	1/2	---
240810	5/8	---
240812	3/4	---
240814	7/8	---
240816	1	---
240820	1-1/4	---
240824	1-1/2	---
240832	2	---

2408 430549 PNTX 1254 C5229

### STEEL 37° JIC FLARE SHAPES

#### JIC UNION ELBOW

SAE 070201 1  
MS 51505



2

PART #	JIC TUBE SIZE 1	JIC TUBE SIZE 2	LIST PRICE
250022	1/8	1/8	---
250044	1/4	1/4	---
250055	5/16	5/16	---
250064	3/8	1/4	---
250066	3/8	3/8	---
250088	1/2	1/2	---
250086	1/2	3/8	---
2500108	5/8	1/2	---
25001010	5/8	5/8	---
2500128	3/4	1/2	---
25001212	3/4	3/4	---
25001612	1	3/4	---
25001616	1	1	---
25002020	1-1/4	1-1/4	---
25002424	1-1/2	1-1/2	---
25003232	2	2	---

2500 2039 1234 C5505 821

TUBE O.D.	THREAD SIZE
1/8	5/16-24
3/16	3/8-24
1/4	7/16-20
5/16	1/2-20
3/8	9/16-18
1/2	3/4-16
5/8	7/8-14
3/4	1-1/16-12
7/8	1-3/16-12
1	1-5/16-12
1-1/4	1-5/8-12
1-1/2	1-7/8-12
2	2-1/2-12

**WARNING:** This product can expose you to chemicals, including Cobalt, which are known to the State of California to cause cancer.  
 For more information, visit [www.P65Warnings.ca.gov](http://www.P65Warnings.ca.gov)



# SHAPES JIC FLARE

## HYDRAULIC ADAPTERS

### JIC MALE ELBOW

SAE 070202  
MS 51504




PART #	JIC TUBE SIZE 1	MALE PIPE SIZE 2	LIST PRICE
250122	1/8	1/8	---
250132	3/16	1/8	---
250142	1/4	1/8	---
250144	1/4	1/4	---
250146	1/4	3/8	---
250148	1/4	1/2	---
250162	3/8	1/8	---
250164	3/8	1/4	---
250166	3/8	3/8	---
250168	3/8	1/2	---
2501612	3/8	3/4	---
250184	1/2	1/4	---
250186	1/2	3/8	---
250188	1/2	1/2	---
2501812	1/2	3/4	---
2501816	1/2	1	---
2501106	5/8	3/8	---
2501108	5/8	1/2	---
25011012	5/8	3/4	---
2501126	3/4	3/8	---
2501128	3/4	1/2	---
25011212	3/4	3/4	---
25011216	3/4	1	---
25011412	7/8	3/4	---
25011612	1	3/4	---
25011616	1	1	---
25011620	1	1-1/4	---
25012016	1-1/4	1	---
25012020	1-1/4	1-1/4	---
25012024	1-1/4	1-1/2	---
25012416	1-1/2	1	---
25012420	1-1/2	1-1/4	---
25012424	1-1/2	1-1/2	---
25012432	1-1/2	2	---
25013232	2	2	---

1208R C5405 2501 2024R CTX 822

### JIC FEMALE ELBOW

SAE 070203  
MS 51506



PART #	JIC TUBE SIZE 1	FEMALE PIPE SIZE 2	LIST PRICE
250242	1/4	1/8	---
250244	1/4	1/4	---
250246	1/4	3/8	---
250262	3/8	1/8	---
250264	3/8	1/4	---
250266	3/8	3/8	---
250268	3/8	1/2	---
250284	1/2	1/4	---
250286	1/2	3/8	---
250288	1/2	1/2	---
2502128	3/4	1/2	---
25021212	3/4	3/4	---
25021612	1	3/4	---
25021616	1	1	---
25022020	1-1/4	1-1/4	---
25022424	1-1/2	1-1/2	---

2502 2025R DTX 1240R C5455

# SHAPES JIC FLARE

## HYDRAULIC ADAPTERS

### JIC MALE 45° ELBOW

SAE 070302  
MS 51508



PART #	JIC TUBE SIZE 1	MALE PIPE SIZE 2	LIST PRICE
250322	1/8	1/8	---
250342	1/4	1/8	---
250344	1/4	1/4	---
250346	1/4	3/8	---
250352	5/16	1/8	---
250362	3/8	1/8	---
250364	3/8	1/4	---
250366	3/8	3/8	---
250368	3/8	1/2	---
2503612	3/8	3/4	---
250384	1/2	1/4	---
250386	1/2	3/8	---
250388	1/2	1/2	---
2503106	5/8	3/8	---
2503108	5/8	1/2	---
25031012	5/8	3/4	---
25031212	3/4	3/4	---
25031216	3/4	1	---
25031616	1	1	---
25031620	1	1-1/4	---
25032016	1-1/4	1	---
25032020	1-1/4	1-1/4	---
25032424	1-1/2	1-1/2	---
25033232	2	2	---


2503 2023R VTX 1206R C5355 823

### JIC UNION 45° ELBOW



PART #	JIC THREAD SIZE 1	MALE PIPE SIZE 2	LIST PRICE
25044	1/4	1/4	---
25046	3/8	3/8	---
25048	1/2	1/2	---


### JIC MALE BRANCH TEE



PART #	JIC TUBE SIZE 1&2	PIPE TUBE SIZE 3	LIST PRICE
260132	1/8	1/8	---
260142	1/4	1/8	---
260144	1/4	1/4	---
260166	3/8	3/8	---
260186	1/2	3/8	---
260188	1/2	1/2	---
26011212	3/4	3/4	---

2601 2030R STX 1221R C5605

### JIC FEMALE BRANCH TEE




SAE 070427  
MS 51513

PART #	JIC THREAD SIZE 1 & 2	FEMALE PIPE SIZE 3	LIST PRICE
260244	1/4	1/4	---
260266	3/8	3/8	---
260288	1/2	1/2	---

2602 2031R OTX 1228R C6566

### JIC UNION TEE

SAE 070401  
MS 51510



PART #	JIC TUBE SIZE 1 & 2	JIC TUBE SIZE 3	LIST PRICE
260322	1/8	1/8	---
260333	3/16	3/16	---
260344	1/4	1/4	---
260366	3/8	3/8	---
260388	1/2	1/2	---
26031010	5/8	5/8	---
26031212	3/4	3/4	---
26031616	1	1	---

2603 2033 JTX 1220 C5705

# STEEL BULKHEAD FITTINGS

## HYDRAULIC ADAPTERS

### LOCK NUT

SAE 070118  
MS 51860




\* Lock Nut no longer included on fittings

PART #	TUBE SIZE	LIST PRICE
03062	1/8	---
03064	1/4	---
03065	5/16	---
03066	3/8	---
03068	1/2	---
030610	5/8	---
030612	3/4	---
030614	7/8	---
030616	1	---
030620	1-1/4	---

1306 894 210212 WLN 1332 C5624

### JIC BULKHEAD UNION

SAE 070601  
MS 51520




PART #	JIC TUBE SIZE 1	JIC TUBE SIZE 2	LIST PRICE
27002	1/8	1/8	---
27004	1/4	1/4	---
27005	5/16	5/16	---
27006	3/8	3/8	---
27008	1/2	1/2	---
270010	5/8	5/8	---
270012	3/4	3/4	---
270014	7/8	7/8	---
270016	1	1	---
270024	1-1/2	1-1/2	---
270032	2	2	---

2700 2041R WTX 1260 C5325

### JIC BULKHEAD UNION ELBOW

SAE 070701  
MS 51507



PART #	JIC TUBE SIZE 1	JIC BULKHEAD TUBE 2	LIST PRICE
27014	1/4	1/4	---
27015	5/16	5/16	---
27016	3/8	3/8	---
27018	1/2	1/2	---
270110	5/8	5/8	---
270112	3/4	3/4	---
270116	1	1	---
270120	1-1/4	1-1/4	---
270124	1-1/2	1-1/2	---

2701 2043R WETX 1262 C5525

### JIC BULKHEAD UNION 45° ELBOW

SAE 070801  
MS 51509



PART #	JIC TUBE SIZE 1	JIC TUBE SIZE 2	LIST PRICE
27024	1/4	1/4	---
27026	3/8	3/8	---
27028	1/2	1/2	---
270210	5/8	5/8	---
270212	3/4	3/4	---
270216	1	1	---
270220	1-1/4	1-1/4	---

2702 2042 WNTX 1261 C5375

**WARNING:** This product can expose you to chemicals, including Cobalt, which are known to the State of California to cause cancer. For more information, visit [www.P65Warnings.ca.gov](http://www.P65Warnings.ca.gov)

# STEEL BULKHEAD FITTINGS

## HYDRAULIC ADAPTERS

### JIC BULKHEAD BRANCH TEE




SAE 070959  
MS 51515

PART #	JIC TUBE SIZE 1&2	JIC TUBE SIZE 3	LIST PRICE
27034	1/4	1/4	---
27036	3/8	3/8	---
27038	1/2	1/2	---
270310	5/8	5/8	---
270312	3/4	3/4	---
270316	1	1	---

2703 203002 WJT 1283 C5725

### JIC BULKHEAD RUN TEE




SAE 070958  
MS 51516

PART #	JIC TUBE SIZE 1&3	JIC TUBE SIZE 2	LIST PRICE
27044	1/4	1/4	---
27046	3/8	3/8	---
27048	1/2	1/2	---
270410	5/8	5/8	---
270412	3/4	3/4	---
270416	1	1	---

2704 203008 WJTT 1284 C5726


### JIC TO FEMALE PIPE BULKHEAD



PART #	JIC TUBE SIZE 1	FEMALE PIPE SIZE 2	LIST PRICE
270544	1/4	1/4	---
270566	3/8	3/8	---
270568	3/8	1/2	---
270588	1/2	1/2	---
27051212	3/4	3/4	---
27051616	3/4	1	---
27052020	1-1/4	1-1/4	---

2705 2239 WGTX C5275

### JIC TO MALE PIPE BULKHEAD



PART #	JIC TUBE SIZE 1	PIPE SIZE 2	LIST PRICE
270644	1/4	1/4	---
270666	3/8	3/8	---
270688	1/2	1/2	---
27061212	3/4	3/4	---
27061616	1	1	---
27062020	1-1/4	1-1/4	---
27062424	1-1/2	1-1/2	---

2706 2240

**WARNING:** This product can expose you to chemicals, including Cobalt, which are known to the State of California to cause cancer. For more information, visit [www.P65Warnings.ca.gov](http://www.P65Warnings.ca.gov)



# STEEL PIPE FITTINGS

## HYDRAULIC ADAPTERS

### PIPE COUPLING


SAE 140138



PART #	FEMALE PIPE 1	FEMALE PIPE 2	LIST PRICE
50002	1/8	1/8	---
500042	1/4	1/8	---
50004	1/4	1/4	---
500064	3/8	1/4	---
500066	3/8	3/8	---
500084	1/2	1/4	---
500086	1/2	3/8	---
50008	1/2	1/2	---
5000126	3/4	3/8	---
5000128	3/4	1/2	---
50001212	3/4	3/4	---
5000168	1	1/2	---
50001612	1	3/4	---
500016	1	1	---
50002016	1-1/4	1	---
50002020	1-1/4	1-1/4	---
500024	1-1/2	1-1/2	---
500032	2	2	---

### HEX PIPE NIPPLES

SAE 140137



910 5000 2096 GG 1273 C3309

PART #	MALE PIPE 1	MALE PIPE 2	LIST PRICE
540422	1/8	1/8	---
540442	1/4	1/8	---
540444	1/4	1/4	---
540462	3/8	1/8	---
540464	3/8	1/4	---
540466	3/8	3/8	---
540484	1/2	1/4	---
540486	1/2	3/8	---
540488	1/2	1/2	---
5404126	3/4	3/8	---
5404128	3/4	1/2	---
54041212	3/4	3/4	---
5404166	1	3/8	---
5404168	1	1/2	---
54041612	1	3/4	---
54041616	1	1	---
54042012	1-1/4	3/4	---
54042016	1-1/4	1	---
540420	1-1/4	1-1/4	---
54042412	1-1/2	3/4	---
54042416	1-1/2	1	---
54042420	1-1/2	1-1/4	---
54042424	1-1/2	1-1/2	---
54043224	2	1-1/2	---
54043232	2	2	---

5404 2083 FF 1252 C3069 911

### EXPANDING PIPE ADAPTER

SAE 140139




PART #	MALE PIPE 1	FEMALE PIPE 2	LIST PRICE
540522	1/8	1/8	---
540524	1/8	1/4	---
540542	1/4	1/8	---
540544	1/4	1/4	---
540546	1/4	3/8	---
540548	1/4	1/2	---
540564	3/8	1/4	---
540566	3/8	3/8	---
540568	3/8	1/2	---
5405612	3/8	3/4	---
540588	1/2	1/2	---
5405812	1/2	3/4	---
5405816	1/2	1	---
5405128	3/4	1/2	---
54051212	3/4	3/4	---
54051216	3/4	1	---
54051220	3/4	1-1/4	---
54051616	1	1	---
54051620	1	1-1/4	---
54051624	1	1-1/2	---
54052020	1-1/4	1-1/4	---
54052024	1-1/4	1-1/2	---
54052424	1-1/2	1-1/2	---

920 5405 2040 FG-(R) 1274 C3209(R)

**WARNING:** This product can expose you to chemicals, including Cobalt, which are known to the State of California to cause cancer. For more information, visit [www.P65Warnings.ca.gov](http://www.P65Warnings.ca.gov)

**STEEL PIPE FITTINGS**

## HYDRAULIC ADAPTERS

**HEX REDUCER BUSHING**SAEF1  
140140

PART #	MALE PIPE	FEMALE PIPE	LIST PRICE
540642	1/4	1/8	---
540662	3/8	1/8	---
540664	3/8	1/4	---
540682	1/2	1/8	---
540684	1/2	1/4	---
540686	1/2	3/8	---
5406122	3/4	1/8	---
5406124	3/4	1/4	---
5406126	3/4	3/8	---
5406128	3/4	1/2	---
5406164	1	1/4	---
5406166	1	3/8	---
5406168	1	1/2	---
54061612	1	3/4	---
5406204	1-1/4	1/4	---
5406206	1-1/4	3/8	---
5406208	1-1/4	1/2	---
54062012	1-1/4	3/4	---
54062016	1-1/4	1	---
5406248	1-1/2	1/2	---
54062412	1-1/2	3/4	---
54062416	1-1/2	1	---
54062420	1-1/2	1-1/4	---
5406328	2	1/2	---
54063212	2	3/4	---
54063216	2	1	---
54063220	2	1-1/4	---
54063224	2	1-1/2	---

**HEX HEAD PLUG**

SAE 130109E



PART #	MALE PIPE	LIST PRICE
5406P2	1/8	---
5406P4	1/4	---
5406P6	3/8	---
5406P8	1/2	---
5406P12	3/4	---
5406P16	1	---
5406P20	1-1/4	---
5406P24	1-1/2	---
5406P32	2	---

933 5406P 2082 HP 1251 C3159

# STEEL PIPE FITTINGS

## HYDRAULIC ADAPTERS

### HOLLOW HEX PLUG

SAE 130109



PART #	MALE PIPE	LIST PRICE
5406HHP2	1/8	---
5406HHP4	1/4	---
5406HHP6	3/8	---
5406HHP8	1/2	---
5406HHP12	3/4	---
5406HHP16	1	---
5406HHP20	1-1/4	---
5406HHP24	1-1/2	---
5406HHP32	2	---

C3169 2222

### FLUSH HOLLOW HEX PLUG W/ 7/8 TAPER



PART #	MALE PIPE	LIST PRICE
5406FLP2	1/8	---
5406FLP4	1/4	---
5406FLP6	3/8	---
5406FLP8	1/2	---
5406FLP12	3/4	---

### SQUARE HEAD PLUG

SAE 130109A



PART #	MALE PIPE	LIST PRICE
5406SHP2	1/8	---
5406SHP4	1/4	---
5406SHP6	3/8	---
5406SHP8	1/2	---
5406SHP12	3/4	---
5406SHP16	1	---
5406SHP20	1-1/4	---
5406SHP24	1-1/2	---
5406SHP32	2	---

C3179

### PIPE CAP



PART #	FEMALE PIPE	LIST PRICE
5406C2	1/8	---
5406C4	1/4	---
5406C6	3/8	---
5406C8	1/2	---
5406C12	3/4	---
5406C16	1	---

HPC

### MALE ELBOW

SAE 140237



PART #	MALE PIPE 1	MALE PIPE 2	LIST PRICE
55002	1/8	1/8	---
550042	1/4	1/8	---
55004	1/4	1/4	---
550064	3/8	1/4	---
55006	3/8	3/8	---
550084	1/2	1/4	---
550086	1/2	3/8	---
550088	1/2	1/2	---
5500128	3/4	1/2	---
55001212	3/4	3/4	---
55001612	1	3/4	---
550016	1	1	---
55001612	1	3/4	---
55002016	1-1/4	1	---
55002020	1-1/4	1-1/4	---
550024	1-1/2	1-1/2	---
550032	2	2	---

919 5500 2085 CR 1275 C3529

# STEEL PIPE FITTINGS

## HYDRAULIC ADAPTERS

### 45° MALE ELBOW



PART #	MALE PIPE 1	MALE PIPE 2	LIST PRICE
550122	1/8	1/8	---
550144	1/4	1/4	---
550166	3/8	3/8	---
55018	1/2	1/2	---
55011212	3/4	3/4	---
55011616	1	1	---

5501 2247

### 90° STREET ELBOW

SAE 140239



PART #	MALE PIPE 1	FEMALE PIPE 2	LIST PRICE
55022	1/8	1/8	---
55024	1/4	1/4	---
550242	1/4	1/8	---
550246	1/4	3/8	---
550248	1/4	1/2	---
550264	3/8	1/4	---
55026	3/8	3/8	---
550268	3/8	1/2	---
550284	1/2	1/4	---
550286	1/2	3/8	---
550288	1/2	1/2	---
5502812	1/2	3/4	---
5502128	3/4	1/2	---
55021216	3/4	1	---
55021612	1	3/4	---
55021616	1	1	---
55021620	1	1-1/4	---
55022020	1-1/4	1-1/4	---
55022424	1-1/2	1-1/2	---
55023232	2	2	---

5502 2089 CD 1234R C3409 914

### 45° STREET ELBOW



SAE 140339

PART #	MALE PIPE 1	FEMALE PIPE 2	LIST PRICE
55032	1/8	1/8	---
55034	1/4	1/4	---
55036	3/8	3/8	---
55038	1/2	1/2	---
550312	3/4	3/4	---
550316	1	1	---
550320	1-1/4	1-1/4	---
550324	1-1/2	1-1/2	---
550332	2	2	---

5503 CD45 1244

**WARNING:** This product can expose you to chemicals, including Cobalt, which are known to the State of California to cause cancer. For more information, visit [www.P65Warnings.ca.gov](http://www.P65Warnings.ca.gov)

# STEEL PIPE FITTINGS

## HYDRAULIC ADAPTERS

### FEMALE ELBOW

SAE 140238




PART #	FEMALE PIPE 1	FEMALE PIPE 2	LIST PRICE
55042	1/8	1/8	---
550442	1/4	1/8	---
55044	1/4	1/4	---
55046	3/8	3/8	---
550464	3/8	1/4	---
550484	1/2	1/4	---
550486	1/2	3/8	---
55048	1/2	1/2	---
5504128	3/4	1/2	---
550412	3/4	3/4	---
55041612	1	3/4	---
550416	1	1	---
550420	1-1/4	1-1/4	---
550424	1-1/2	1-1/2	---

5504 2087 DD 1245 C3509 916

### 45° FEMALE ELBOW

SAE 140338




PART #	FEMALE PIPE 1	FEMALE PIPE 2	LIST PRICE
55052	1/8	1/8	---
55054	1/4	1/4	---
55056	3/8	3/8	---
55058	1/2	1/2	---
550512	3/4	3/4	---
550516	1	1	---
550520	1-1/4	1-1/4	---

5505 DD45 1241 C3559

### MALE PIPE TEE

SAE 140437




PART #	MALE PIPE 1 & 2	MALE PIPE 3	LIST PRICE
560022	1/8	1/8	---
560044	1/4	1/4	---
560066	3/8	3/8	---
560088	1/2	1/2	---
560012	3/4	3/4	---
560016	1	1	---
560020	1-1/4	1-1/4	---

5600 2257 RRS

### FEMALE BRANCH PIPE TEE

SAE 140427




PART #	MALE PIPE 1 & 2	FEMALE PIPE 3	LIST PRICE
560122	1/8	1/8	---
560144	1/4	1/4	---
560166	3/8	3/8	---
560112	3/4	3/4	---
560116	1	1	---

901 5601 2256

### STREET PIPE TEE

SAE 140424



PART #	MALE PIPE 1	FEMALE PIPE 2 & 3	LIST PRICE
560222	1/8	1/8	---
560244	1/4	1/4	---
560266	3/8	3/8	---
560288	1/2	1/2	---
560212	3/4	3/4	---
560216	1	1	---

902 5602 2092 MRO 1276 C3759


**WARNING:** This product can expose you to chemicals, including Cobalt, which are known to the State of California to cause cancer. For more information, visit [www.P65Warnings.ca.gov](http://www.P65Warnings.ca.gov)

# STEEL PIPE FITTINGS

## HYDRAULIC ADAPTERS

### FEMALE RUN PIPE TEE


SAE 1404276



PART #	MALE PIPE 1 & 3	FEMALE PIPE 2	LIST PRICE
560322	1/8	1/8	---
560344	1/4	1/4	---
560366	3/8	3/8	---
560388	1/2	1/2	---
560312	3/4	3/4	---
560316	1	1	---

5603 2093 MMO 1277

### MALE BRANCH PIPE TEE




PART #	FEMALE PIPE 1 & 2	MALE PIPE 3	LIST PRICE
560422	1/8	1/8	---
560444	1/4	1/4	---
560466	3/8	3/8	---
560488	1/2	1/2	---
560412	3/4	3/4	---
560416	1	1	---

904 5604 2091 MMS 1278 C3609

### FEMALE PIPE TEE

SAE 140438



PART #	FEMALE PIPE	LIST PRICE
560522	1/8	---
560544	1/4	---
560566	3/8	---
56058	1/2	---
560512	3/4	---
560516	1	---
560520	1-1/4	---

917 5605 2090 1225 C3709

### CROSS



PART #	FEMALE PIPE SIZE	LIST PRICE
56526	3/8	---
56528	1/2	---

**WARNING:** This product can expose you to chemicals, including Cobalt, which are known to the State of California to cause cancer. For more information, visit [www.P65Warnings.ca.gov](http://www.P65Warnings.ca.gov)

# STEEL O-RING ADAPTERS

## HYDRAULIC ADAPTERS

### JIC TO O-RING CONNECTOR

SAE 070120  
MS 51525



PART #	JIC TUBE SIZE 1	O-RING TUBE 2	LIST PRICE
640022	1/8	1/8	---
640033	3/16	3/16	---
640042	1/4	1/8	---
640044	1/4	1/4	---
640046	1/4	3/8	---
640048	1/4	1/2	---
640054	5/16	1/4	---
640055	5/16	5/16	---
640056	5/16	3/8	---
640064	3/8	1/4	---
640065	3/8	5/16	---
640066	3/8	3/8	---
640068	3/8	1/2	---
6400610	3/8	5/8	---
6400612	3/8	3/4	---
6400616	3/8	1	---
640084	1/2	1/4	---
640086	1/2	3/8	---
640088	1/2	1/2	---
6400810	1/2	5/8	---
6400812	1/2	3/4	---
6400816	1/2	1	---
6400106	5/8	3/8	---
6400108	5/8	1/2	---
64001010	5/8	5/8	---
64001012	5/8	3/4	---
64001016	5/8	1	---
6400126	3/4	3/8	---
6400128	3/4	1/2	---
64001210	3/4	5/8	---
64001212	3/4	3/4	---
64001214	3/4	7/8	---
64001216	3/4	1	---
6400168	1	1/2	---
64001610	1	5/8	---
64001612	1	3/4	---
64001614	1	7/8	---
64001616	1	1	---
64001620	1	1-1/4	---
64001624	1	1-1/2	---
64002012	1-1/4	3/4	---
64002016	1-1/4	1	---
64002020	1-1/4	1-1/4	---
64002024	1-1/2	1-1/2	---
64002420	1-1/2	1-1/4	---
64002424	1-1/2	1-1/2	---
64002432	1-1/2	2	---
64003224	2	1-1/2	---
64003232	2	2	---

6400 202702R F50X 1231 C5315

### O-RING TO PIPE ADAPTER



PART #	O-RING TUBE 1	MALE PIPE THREAD 2	LIST PRICE
640142	1/4	1/8	---
640144	1/4	1/4	---
640164	3/8	1/4	---
640166	3/8	3/8	---
640168	3/8	1/2	---
640184	1/2	1/4	---
640186	1/2	3/8	---
640188	1/2	1/2	---
6401812	1/2	3/4	---
6401106	5/8	3/8	---
6401108	5/8	1/2	---
6401126	3/4	3/8	---
6401128	3/4	1/2	---
64011212	3/4	3/4	---
64011612	1	3/4	---
64011616	1	1	---
64012016	1-1/4	1	---
64012020	1-1/4	1-1/4	---
64012424	1-1/2	1-1/2	---
64013232	2	2	---

6401 F5X 1264R C3249

### O-RING TO 37° JIC - SWIVEL ADAPTER



PART #	O-RING TUBE 1	JIC TUBE SIZE 2	LIST PRICE
6402044	1/4	1/4	---
6402046	1/4	3/8	---
6402066	3/8	3/8	---
6402068	3/8	1/2	---
6402086	1/2	3/8	---
6402088	1/2	1/2	---
64020810	1/2	5/8	---
64020108	5/8	1/2	---
640201010	5/8	5/8	---
640201212	3/4	3/4	---
640201616	1	1	---
640202020	1-1/4	1-1/4	---

6402 2266 F65X 1213 9316

# STEEL O-RING ADAPTERS

## HYDRAULIC ADAPTERS

### O-RING HEX NIPPLE UNION



PART #	O-RING TUBE 1	O-RING TUBE 2	LIST PRICE
6403O4	1/4	1/4	---
6403O6	3/8	3/8	---
6403O8	1/2	1/2	---
6403O12	3/4	3/4	---
6403O16	1	1	---

### FEMALE O-RING TO MALE PIPE ADAPTER



PART #	O-RING TUBE 1	MALE PIPE THREAD 2	LIST PRICE
640442	1/4	1/8	---
640444	1/4	1/4	---
640464	3/8	1/4	---
640466	3/8	3/8	---
640468	3/8	1/2	---
640486	1/2	3/8	---
640488	1/2	1/2	---
6404108	5/8	1/2	---
64041212	3/4	3/4	---
64041616	1	1	---
64042020	1-1/4	1-1/4	---

6404 2246R 1267R C3239 FHG5

TUBE O.D.	THREAD SIZE
1/8	5/16-24
3/16	3/8-24
1/4	7/16-20
5/16	1/2-20
3/8	9/16-18
1/2	3/4-16
5/8	7/8-14
3/4	1-1/16-12
7/8	1-3/16-12
1	1-5/16-12
1-1/4	1-5/8-12
1-1/2	1-7/8-12
2	2-1/2-12

### O-RING TO FEMALE PIPE ADAPTER



PART #	O-RING TUBE 1	FEMALE PIPE THREAD 2	LIST PRICE
6405O22	1/8	1/8	---
6405O32	3/16	1/8	---
6405O34	3/16	1/4	---
6405O42	1/4	1/8	---
6405O44	1/4	1/4	---
6405O46	1/4	3/8	---
6405O52	5/16	1/8	---
6405O54	5/16	1/4	---
6405O62	3/8	1/8	---
6405O64	3/8	1/4	---
6405O66	3/8	3/8	---
6405O68	3/8	1/2	---
6405O84	1/2	1/4	---
6405O86	1/2	3/8	---
6405O88	1/2	1/2	---
6405O812	1/2	3/4	---
6405O104	5/8	1/4	---
6405O106	5/8	3/8	---
6405O108	5/8	1/2	---
6405O1012	5/8	3/4	---
6405O126	3/4	3/8	---
6405O128	3/4	1/2	---
6405O1212	3/4	3/4	---
6405O1216	3/4	1	---
6405O168	1	1/2	---
6405O1612	1	3/4	---
6405O1616	1	1	---
6405O1620	1	1-1/4	---
6405O2012	1-1/4	3/4	---
6405O2016	1-1/4	1	---
6405O2020	1-1/4	1-1/4	---
6405O2416	1-1/2	1	---
6405O2420	1-1/2	1-1/4	---
6405O2424	1-1/2	1-1/2	---
6405O3224	2	1-1/2	---
6405O3232	2	2	---

6405 2216R F50G 1268R C3269



# STEEL O-RING ADAPTERS

## HYDRAULIC ADAPTERS

### O-RING HEX HEAD PLUG

SAE 090109A



*\* Not all sizes are solid*

PART #	O-RING THREAD	LIST PRICE
6408O2	1/8	---
6408O3	3/16	---
6408O4	1/4	---
6408O5	5/16	---
6408O6	3/8	---
6408O8	1/2	---
6408O10	5/8	---
6408O12	3/4	---
6408O14	7/8	---
6408O16	1	---
6408O20	1-1/4	---
6408O24	1-1/2	---
6408O32	2	---

6408 900598 P50N 1265 7237

### O-RING HOLLOW - HEX HEAD PLUG

SAE 090109B



PART #	O-RING TUBE	LIST PRICE
6408HO2	1/8	---
6408HO3	3/16	---
6408HO4	1/4	---
6408HO5	5/16	---
6408HO6	3/8	---
6408HO8	1/2	---
6408HO10	5/8	---
6408HO12	3/4	---
6408HO14	7/8	---
6408HO16	1	---
6408HO20	1-1/4	---
6408HO24	1-1/2	---

6408HHP FF2138 HP50N 1256 7238 6409

### O-RING PORT REDUCER/EXPANDER



PART #	O-RING TUBE 1	O-RING TUBE 2	LIST PRICE
6410O46	1/4	3/8	---
6410O64	3/8	1/4	---
6410O68	3/8	1/2	---
6410O84	1/2	1/4	---
6410O86	1/2	3/8	---
6410O88	1/2	1/2	---
6410O810	1/2	5/8	---
6410O812	1/2	3/4	---
6410O124	3/4	1/4	---
6410O126	3/4	3/8	---
6410O128	3/4	1/2	---
6410O1210	3/4	5/8	---
6410O1212	3/4	3/4	---
6410O1216	3/4	1	---
6410O166	1	3/8	---
6410O168	1	1/2	---
6410O1612	1	3/4	---
6410O2012	1-1/4	3/4	---
6410O2016	1-1/4	1	---
6410O2412	1-1/2	3/4	---
6410O2416	1-1/2	1	---
6410O2420	1-1/2	1-1/4	---
6410O3216	2	1	---
6410O3220	2	1-1/4	---
6410O3224	2	1-1/2	---

6410 FF1010 F50G5 1270 7033

# JIC SWIVELS

## HYDRAULIC ADAPTERS

### JIC SWIVEL NUT ELBOW

SAE 070221  
MS 51521



PART #	JIC TUBE SIZE 1	JIC TUBE SIZE 2	LIST PRICE
65004	1/4	1/4	---
65006	3/8	3/8	---
650068	3/8	1/2	---
650086	1/2	3/8	---
65008	1/2	1/2	---
6500108	5/8	1/2	---
650010	5/8	5/8	---
650012	3/4	3/4	---
65001216	3/4	1	---
650016	1	1	---
650020	1-1/4	1-1/4	---
650024	1-1/2	1-1/2	---
650032	2	2	---

6500 2071R C6X 1236 G5506

### JIC SWIVEL TO MALE PIPE ELBOW



PART #	JIC TUBE SIZE 1	MALE PIPE THREAD 2	LIST PRICE
650142	1/4	1/8	---
650144	1/4	1/4	---
650164	3/8	1/4	---
650166	3/8	3/8	---
650168	3/8	1/2	---
650186	1/2	3/8	---
650188	1/2	1/2	---
6501108	5/8	1/2	---
65011212	3/4	3/4	---
65011616	1	1	---
65012020	1-1/4	1-1/4	---
65012424	1-1/2	1-1/2	---
65013232	2	2	---

6501 2250 1247R TF5406

### JIC SWIVEL 45° ELBOW

SAE 070321  
MS 51522



PART #	JIC TUBE SIZE 1	JIC TUBE SIZE 2	LIST PRICE
65024	1/4	1/4	---
65026	3/8	3/8	---
65028	1/2	1/2	---
650210	5/8	5/8	---
650212	3/4	3/4	---
650216	1	1	---

### JIC SWIVEL TO FEMALE - PIPE ELBOW



PART #	JIC TUBE SIZE 1	FEMALE PIPE THREAD 2	LIST PRICE
650344	1/4	1/4	---
650364	3/8	1/4	---
650366	3/8	3/8	---
650386	1/2	3/8	---
650388	1/2	1/2	---
65031212	3/4	3/4	---

### JIC SWIVEL CONNECTOR



PART #	JIC TUBE SIZE 1	JIC TUBE SIZE 2	LIST PRICE
650444	1/4	1/4	---
650464	3/8	1/4	---
650466	3/8	3/8	---
650486	1/2	3/8	---
650488	1/2	1/2	---
65041010	5/8	5/8	---
65041212	3/4	3/4	---
65041616	1	1	---
65042020	1-1/4	1-1/4	---

6504 1205

WARNING: This product can expose you to chemicals, including Cobalt, which are known to the State of California to cause cancer. For more information, visit [www.P65Warnings.ca.gov](http://www.P65Warnings.ca.gov)



# FEMALE SWIVELS JIC

## HYDRAULIC ADAPTERS

### JIC SWIVEL TO MALE - PIPE ADAPTER



PART #	JIC TUBE SIZE 1	MALE PIPE THREAD 2	LIST PRICE
650524	1/8	1/4	---
650542	1/4	1/8	---
650544	1/4	1/4	---
650546	1/4	3/8	---
650556	5/16	3/8	---
650564	3/8	1/4	---
650566	3/8	3/8	---
650586	1/2	3/8	---
650588	1/2	1/2	---
6505128	3/4	1/2	---
65051212	3/4	3/4	---
65051612	1	3/4	---
65051616	1	1	---
65052424	1-1/2	1-1/2	---

6505 2018 F6X 1211 9100R

### JIC SWIVEL TO FEMALE PIPE ADAPTER



PART #	JIC TUBE SIZE 1	FEMALE PIPE THREAD 2	LIST PRICE
650642	1/4	1/8	---
650644	1/4	1/4	---
650664	3/8	1/4	---
650666	3/8	3/8	---
650668	3/8	1/2	---
650686	1/2	3/8	---
650688	1/2	1/2	---
6506106	5/8	3/8	---
6506108	5/8	1/2	---
65061012	5/8	3/4	---
6506128	3/4	1/2	---
65061212	3/4	3/4	---
65061616	1	1	---
65062020	1-1/4	1-1/4	---
65062424	1-1/2	1-1/2	---
65063232	2	2	---

6506 2242 1215


TUBE O.D.	THREAD SIZE
1/8	5/16-24
3/16	3/8-24
1/4	7/16-20
5/16	1/2-20
3/8	9/16-18
1/2	3/4-16
5/8	7/8-14
3/4	1-1/16-12
7/8	1-3/16-12
1	1-5/16-12
1-1/4	1-5/8-12
1-1/2	1-7/8-12
2	2-1/2-12

**WARNING:** This product can expose you to chemicals, including Cobalt, which are known to the State of California to cause cancer. For more information, visit [www.P65Warnings.ca.gov](http://www.P65Warnings.ca.gov)

# STEEL O-RING ADAPTERS

## HYDRAULIC ADAPTERS


### JIC SWIVEL BRANCH TEE



PART #	JIC TUBE SIZE 1 & 2	JIC FEMALE TUBE 3	LIST PRICE
660044	1/4	1/4	---
660066	3/8	3/8	---
660088	1/2	1/2	---
660010	5/8	5/8	---
660012	3/4	3/4	---
660016	1	1	---
660020	1-1/4	1-1/4	---

6600 203101R 55X 1227 C5707


### JIC SWIVEL RUN TEE



PART #	JIC TUBE SIZE 1 & 3	JIC FEMALE TUBE 2	LIST PRICE
66024	1/4	1/4	---
66025	5/16	5/16	---
66026	3/8	3/8	---
66028	1/2	1/2	---
660210	5/8	5/8	---
660212	3/4	3/4	---
660216	1	1	---
660224	1-1/4	1-1/4	---

6602 203102R R6X 1248 C5706


### JIC TO O-RING RUN TEE



PART #	JIC TUBE SIZE 1 & 3	O-RING TUBE SIZE 2	LIST PRICE
6804NWO4	1/4	1/4	---
6804NWO42	1/4	1/8	---
6804NWO6	3/8	3/8	---
6804NWO8	1/2	1/2	---
6804NWO10	5/8	5/8	---
6804NWO12	3/4	3/4	---
6804NWO16	1	1	---

6804 203005R R50X 1266R C5716

### JIC TO O-RING ELBOW CONNECTOR



PART #	JIC TUBE SIZE 1	O-RING TUBE SIZE 2	LIST PRICE
6801NWO4	1/4	1/4	---
6801NWO46	1/4	3/8	---
6801NWO48	1/4	1/2	---
6801NWO54	5/16	1/4	---
6801NWO64	3/8	1/4	---
6801NWO6	3/8	3/8	---
6801NWO68	3/8	1/2	---
6801NWO610	3/8	5/8	---
6801NWO612	3/8	3/4	---
6801NWO84	1/2	1/4	---
6801NWO86	1/2	3/8	---
6801NWO8	1/2	1/2	---
6801NWO810	1/2	5/8	---
6801NWO812	1/2	3/4	---
6801NWO816	1/2	1	---
6801NWO106	5/8	3/8	---
6801NWO108	5/8	1/2	---
6801NWO10	5/8	5/8	---
6801NWO1016	5/8	1	---
6801NWO128	3/4	1/2	---
6801NWO1210	3/4	5/8	---
6801NWO12	3/4	3/4	---
6801NWO1216	3/4	1	---
6801NWO1612	1	3/4	---
6801NWO1614	1	7/8	---
6801NWO16	1	1	---
6801NWO1620	1	1-1/4	---
6801NWO1624	1	1-1/2	---
6801NWO2012	1-1/4	3/4	---
6801NWO2016	1-1/4	1	---
6801NWO20	1-1/4	1-1/4	---
6801NWO2024	1-1/4	1-1/2	---
6801NWO2420	1-1/2	1-1/4	---
6801NWO24	1-1/2	1-1/2	---
6801NWO32	2	2	---

6801 2062R C50X 1238L C5515


**WARNING:** This product can expose you to chemicals, including Cobalt, which are known to the State of California to cause cancer.  
 For more information, visit [www.P65Warnings.ca.gov](http://www.P65Warnings.ca.gov)



# STEEL O-RING ADAPTERS

## HYDRAULIC ADAPTERS

### JIC TO O-RING - BRANCH TEE




SAE 070429  
MS 51529

PART #	JIC TUBE SIZE 1 & 2	O-RING TUBE SIZE 3	LIST PRICE
6803NWO2	1/8	1/8	---
6803NWO4	1/4	1/4	---
6803NWO6	3/8	3/8	---
6803NWO8	1/2	1/2	---
6803NWO10	5/8	5/8	---
6803NWO12	3/4	3/4	---
6803NWO16	1	1	---

6803 203003X S50X 1265R C5715

### JIC TO O-RING 45° ELBOW




SAE 070320  
MS 51528

PART #	JIC TUBE SIZE 1	O-RING TUBE SIZE 2	LIST PRICE
6802NWO2	1/8	1/8	---
6802NWO4	1/4	1/4	---
6802NWO46	1/4	3/8	---
6802NWO6	3/8	3/8	---
6802NWO68	3/8	1/2	---
6802NWO8	1/2	1/2	---
6802NWO86	1/2	3/8	---
6802NWO810	1/2	5/8	---
6802NWO812	1/2	3/4	---
6802NWO10	5/8	5/8	---
6802NWO108	5/8	1/2	---
6802NWO1012	5/8	3/4	---
6802NWO12	3/4	3/4	---
6802NWO1216	3/4	1	---
6802NWO16	1	1	---
6802NWO1612	1	3/4	---
6802NWO1620	1	1-1/4	---
6802NWO20	1-1/4	1-1/4	---
6802NWO2016	1-1/4	1	---
6802NWO24	1-1/2	1-1/2	---
6802NWO32	2	2	---

6802 2061 V50X 1240R C5365

### O-RING TO - FEMALE PIPE ELBOW



PART #	O-RING TUBE SIZE 1	PIPE TUBE SIZE 2	LIST PRICE
6805NWO42	1/4	1/8	---
6805NWO44	1/4	1/4	---
6805NWO64	3/8	1/4	---
6805NWO66	3/8	3/8	---
6805NWO86	1/2	3/8	---
6805NWO88	1/2	1/2	---
6805NWO108	5/8	1/2	---
6805NWO128	3/4	1/2	---
6805NWO1212	3/4	3/4	---
6805NWO1616	1	1	---
6805NWO2020	1-1/4	1-1/4	---
6805NWO2424	1-1/2	1-1/2	---

6805 206801R AE0G 1264 C3459

### O-RING TO MALE PIPE ELBOW



PART #	O-RING TUBE SIZE 1	PIPE TUBE SIZE 2	LIST PRICE
6806NWO44	1/4	1/4	---
6806NWO66	3/8	3/8	---
6806NWO86	1/2	3/8	---
6806NWO88	1/2	1/2	---
6806NWO1212	3/4	3/4	---
6806NWO1616	1	1	---

6806 1263 TF3569

### O-RING TO 37° JIC SWIVEL NUT TO O-RING ELBOW



PART #	O-RING TUBE SIZE 1	JIC TUBE SIZE 2	LIST PRICE
6809NWO44	1/4	1/4	---
6809NWO66	3/8	3/8	---
6809NWO88	1/2	1/2	---
6809NWO1212	3/4	3/4	---

WARNING: This product can expose you to chemicals, including Cobalt, which are known to the State of California to cause cancer. For more information, visit [www.P65Warnings.ca.gov](http://www.P65Warnings.ca.gov)



# STEEL O-RINGS

## HYDRAULIC ADAPTERS

### FEMALE O-RING TO MALE O-RING ELBOW



PART #	O-RING TUBE SIZE 1	O-RING TUBE SIZE 2	LIST PRICE
6815NWO44	1/4	1/4	---
6815NWO66	3/8	3/8	---
6815NWO88	1/2	1/2	---
6815NWO1010	5/8	5/8	---
6815NWO1212	3/4	3/4	---

### MALE O-RING SWIVEL ADAPTER

SAE 140157



PART #	O-RING TUBE SIZE 1	FEMALE NPSM SIZE 2	LIST PRICE
6900O42	1/4	1/8	---
6900O44	1/4	1/4	---
6900O46	1/4	3/8	---
6900O64	3/8	1/4	---
6900O66	3/8	3/8	---
6900O68	3/8	1/2	---
6900O84	1/2	1/4	---
6900O86	1/2	3/8	---
6900O88	1/2	1/2	---
6900O812	1/2	3/4	---
6900O104	5/8	1/4	---
6900O106	5/8	3/8	---
6900O108	5/8	1/2	---
6900O1012	5/8	3/4	---
6900O126	3/4	3/8	---
6900O128	3/4	1/2	---
6900O1212	3/4	3/4	---
6900O1612	1	3/4	---
6900O1616	1	1	---

6900 2066R 1235 9315

### 90° O-RING SWIVEL ADAPTER



SAE 140257

PART #	O-RING TUBE SIZE 1	FEMALE NPSM SIZE 2	LIST PRICE
6901NWO42	1/4	1/8	---
6901NWO44	1/4	1/4	---
6901NWO64	3/8	1/4	---
6901NWO66	3/8	3/8	---
6901NWO68	3/8	1/2	---
6901NWO84	1/2	1/4	---
6901NWO86	1/2	3/8	---
6901NWO88	1/2	1/2	---
6901NWO812	1/2	3/4	---
6901NWO104	5/8	1/4	---
6901NWO106	5/8	3/8	---
6901NWO108	5/8	1/2	---
6901NWO126	3/4	3/8	---
6901NWO128	3/4	1/2	---
6901NWO1212	3/4	3/4	---
6901NWO1612	1	3/4	---
6901NWO1616	1	1	---
6901NWO2012	1-1/4	3/4	---
6901NWO2016	1-1/4	1	---
6901NWO2020	1-1/4	1-1/4	---
6901NWO2424	1-1/2	1-1/2	---
6901NWO3232	2	2	---

6401 2068R 1271 9515

**WARNING:** This product can expose you to chemicals, including Cobalt, which are known to the State of California to cause cancer. For more information, visit [www.P65Warnings.ca.gov](http://www.P65Warnings.ca.gov)



# STEEL SAE O-RING

## HYDRAULIC ADAPTERS

### 45° O-RING SWIVEL ADAPTER



SAE 140357

PART #	O-RING TUBE SIZE 1	FEMALE NPSM SIZE 2	LIST PRICE
6902NWO42	1/4	1/8	----
6902NWO44	1/4	1/4	---
6902NWO46	1/4	3/8	---
6902NWO64	3/8	1/4	---
6902NWO66	3/8	3/8	---
6902NWO68	3/8	1/2	---
6902NWO84	1/2	1/4	---
6902NWO86	1/2	3/8	---
6902NWO88	1/2	1/2	---
6902NWO108	5/8	1/2	---
6902NWO128	3/4	1/2	---
6902NWO1212	3/4	3/4	---
6902NWO1616	1	1	---

6902 2067R 1272 9365

### O-RINGS

### VITON 75 SAE BOSS O-RING



Fluorocarbon

PART #	O-RING TUBE	LIST PRICE
400122	1/8	---
400144	1/4	---
400166	3/8	---
400188	1/2	---
400110	5/8	---
400112	3/4	---
400116	1	---
400120	1-1/4	---
400124	1-1/2	---
400132	2-1/2-12	---

### NITRILE 90 SAE BOSS O-RING



PART #	O-RING TUBE	LIST PRICE
400022	1/8	---
400133	3/16	---
400044	1/4	---
400155	5/16	---
400066	3/8	---
400088	1/2	---
400010	5/8	---
400012	3/4	---
400014	7/8	---
400016	1	---
400020	1-1/4	---
400024	1-1/2	---
400032	2	---

### BRAZE TUBE NUT (SLEEVE REQUIRED)

SAE 520110



PART #	TUBE O.D.	BRAZE TUBE O.D.	LIST PRICE
FSO3184	1/4	.25	---
FSO3186	3/8	.38	---
FSO3188	1/2	.50	---
FSO31810	5/8	.62	---
FSO31812	3/4	.72	---
FSO31816	1	1.00	---
FSO31820	1 1/4	1.25	---

FF318 FF1311

### BRAZE TUBE SLEEVE

SAE 520115



PART #	TUBE O.D.	LIST PRICE
FSO3194	1/4	---
FSO3196	3/8	---
FSO3198	1/2	---
FSO31910	5/8	---
FSO31912	3/4	---
FSO31916	1	---
FSO31920	1-1/4	---
FSO319-24	1-1/2	---

FF319 FF3019

# O-RING FACE SEAL ADAPTERS

## HYDRAULIC ADAPTERS

### CAP

SAE 520112



• Two Piece  
Nut/ Insert

PART #	TUBE O.D.	FACE SEAL TUBE	LIST PRICE
FSO304C4	1/4	1/4	---
FSO304C6	3/8	3/8	---
FSO304C8	1/2	1/2	---
FSO304C10	5/8	5/8	---
FSO304C12	3/4	3/4	---
FSO304C16	1	1	---
FSO304C20	1-1/4	1-1/4	---
FSO304C24	1-1/2	1-1/2	---

FF304C

### BULKHEAD LOCKNUT

SAE 520118



PART #	TUBE SIZE	LIST PRICE
FSO3064	1/4	---
FSO3066	3/8	---
FSO3068	1/2	---
FSO30610	5/8	---
FSO30612	3/4	---
FSO30616	1	---
FSO30620	1-1/4	---
FSO30624	1-1/2	---

### MALE UNION CONNECTOR

SAE 520102



PART #	TUBE O.D.	FACE SEAL TUBE 1&2	LIST PRICE
FSO240344	1/4	1/4	---
FSO240366	3/8	3/8	---
FSO240388	1/2	1/2	---
FSO24031212	3/4	3/4	---
FSO24031616	1	1	---
FSO24032020	1-1/4	1-1/4	---
FSO24032424	1-1/2	1-1/2	---

FF2403 FF1203

### MALE O-RING FACE SEAL ADAPTER



PART #	FACE SEAL TUBE 1	MALE PIPE SIZE 2	LIST PRICE
FSO240442	1/4	1/8	---
FSO240444	1/4	1/4	---
FSO240446	1/4	3/8	---
FSO240464	3/8	1/4	---
FSO240466	3/8	3/8	---
FSO240468	3/8	1/2	---
FSO240484	1/2	1/4	---
FSO240486	1/2	3/8	---
FSO240488	1/2	1/2	---
FSO2404108	5/8	1/2	---
FSO24041012	5/8	3/4	---
FSO2404128	3/4	1/2	---
FSO24041212	3/4	3/4	---
FSO24041216	3/4	1	---
FSO24041612	1	3/4	---
FSO24041616	1	1	---
FSO24041620	1	1-1/4	---
FSO24042016	1-1/4	1	---
FSO24042020	1-1/4	1-1/4	---
FSO24042424	1-1/2	1-1/2	---

FF2404 4205 FLO

### FEMALE ORFS TO MALE ORFS REDUCER



PART #	FEMALE FACE SEAL SIZE 1	MALE FACE SEAL TUBE 2	LIST PRICE
FSO240664	3/8	1/4	---
FSO240684	1/2	1/4	---
FSO240686	1/2	3/8	---
FSO2406106	5/8	3/8	---
FSO2406108	5/8	1/2	---
FSO2406126	3/4	3/8	---
FSO2406128	3/4	1/2	---
FSO2406168	1	1/2	---
FSO24061612	1	3/4	---
FSO24062012	1-1/4	3/4	---
FSO24062016	1-1/4	1	---
FSO24062420	1-1/2	1-1/4	---

FF2406 TRLON

WARNING: This product can expose you to chemicals, including Cobalt, which are known to the State of California to cause cancer. For more information, visit [www.P65Warnings.ca.gov](http://www.P65Warnings.ca.gov)





# O-RING FACE SEAL ADAPTERS

HYDRAULIC ADAPTERS

## PLUG

SAE 520109



PART #	TUBE O.D.	LIST PRICE
FSO24084	1/4	---
FSO24086	3/8	---
FSO24088	1/2	---
FSO240810	5/8	---
FSO240812	3/4	---
FSO240816	1	---
FSO240820	1-1/4	---
FSO240824	1-1/2	---

FF2408 FF1254 4229 PNLO

## ORFS UNION ELBOW 90°



PART #	FACE SEAL TUBE 1	FACE SEAL TUBE 2	LIST PRICE
FS250044	1/4	1/4	---
FS250066	3/8	3/8	---
FS250088	1/2	1/2	---
FS25001010	5/8	5/8	---
FS25001212	3/4	3/4	---
FS25001616	1	1	---
FS25002020	1-1/4	1-1/4	---

FF2500 4505 ELO

## ORFS TO PIPE ELBOW 45°



PART #	FACE SEAL TUBE 1	MALE PIPE TUBE 2	LIST PRICE
FS250342	1/4	1/8	---
FS250344	1/4	1/4	---
FS250364	3/8	1/4	---
FS250366	3/8	3/8	---
FS250386	1/2	3/8	---
FS250388	1/2	1/2	---
FS25031212	3/4	3/4	---
FS25031616	1	1	---

FF2503 4355 VLO

## ORFS TO MALE ELBOW


SAE 520202



PART #	FACE SEAL TUBE 1	MALE PIPE TUBE 2	LIST PRICE
FS250142	1/4	1/8	---
FS250144	1/4	1/4	---
FS250164	3/8	1/4	---
FS250166	3/8	3/8	---
FS250186	1/2	3/8	---
FS250188	1/2	1/2	---
FS2501812	1/2	3/4	---
FS2501108	5/8	1/2	---
FS25011012	5/8	3/4	---
FS2501128	3/4	1/2	---
FS25011212	3/4	3/4	---
FS25011216	3/4	1	---
FS25011612	1	3/4	---
FS25011616	1	1	---
FS25012016	1-1/4	1	---
FS25012020	1-1/4	1-1/4	---
FS25012424	1-1/2	1-1/2	---

FF2501 FF1208 4405 CLO

## ORFS UNION TEE



PART #	FACE SEAL TUBE 1+2+3	LIST PRICE
FS260344	1/4	---
FS260366	3/8	---
FS260388	1/2	---
FS26031212	3/4	---
FS26031616	1	---
FS26032020	1-1/4	---
FS26032424	1-1/2	---

# O-RING FACE SEAL ADAPTERS

HYDRAULIC ADAPTERS

## MALE FLAT FACE TO FEMALE 37 ° SWIVEL



PART #	FACE SEAL TUBE 1	JIC TUBE 2	LIST PRICE
FS640244	1/4	1/4	---
FS640266	3/8	3/8	---
FS640288	1/2	1/2	---
FS64021010	5/8	5/8	---
FS64021212	3/4	3/4	---
FS64021616	1	1	---

FF6402 FF1294

## MORFS UNION



PART #	JIC TUBE 1	JIC TUBE 2	LIST PRICE
FS240344	1/4	1/4	---
FS240364	3/8	1/4	---
FS240388	1/2	1/2	---

## BULKHEAD



PART #	JIC TUBE 1	JIC TUBE 2	LIST PRICE
FS270044	1/4	1/4	---

## MALE ORFS TO ORB CONNECTOR

SAE 520120



PART #	FACE SEAL TUBE 1	O-RING TUBE 2	LIST PRICE
FS6400O44	1/4	1/4	---
FS6400O46	1/4	3/8	---
FS6400O64	3/8	1/4	---
FS6400O66	3/8	3/8	---
FS6400O68	3/8	1/2	---
FS6400O86	1/2	3/8	---
FS6400O88	1/2	1/2	---
FS6400O810	1/2	5/8	---
FS6400O812	1/2	3/4	---
FS6400O108	5/8	1/2	---
FS6400O1010	5/8	5/8	---
FS6400O1012	5/8	3/4	---
FS6400O128	3/4	1/2	---
FS6400O1210	3/4	5/8	---
FS6400O1212	3/4	3/4	---
FS6400O1216	3/4	1	---
FS6400O1612	1	3/4	---
FS6400O1616	1	1	---
FS6400O1620	1	1-1/4	---
FS6400O2020	1-1/4	1-1/4	---
FS6400O2024	1-1/4	1-1/2	---
FS6400O2424	1-1/2	1-1/2	---

4315 FF6400 FF1231

## SWIVEL NUT ELBOW



PART #	FACE SEAL TUBE 1	FACE SEAL TUBE 2	LIST PRICE
FS650044	1/4	1/4	---
FS650066	3/8	3/8	---
FS650088	1/2	1/2	---
FS65001010	5/8	5/8	---
FS65001212	3/4	3/4	---
FS65001616	1	1	---
FS65002020	1-1/4	1-1/4	---

FF6500 FF1236

# O-RING FACE SEAL ADAPTERS

## HYDRAULIC ADAPTERS

MALE JIC 37° FLARE TO  
FEMALE FLAT FACE SWIVEL



PART #	JIC TUBE SIZE 1	FACE SEAL TUBE 2	LIST PRICE
FS650444	1/4	1/4	---
FS650466	3/8	3/8	---
FS650488	1/2	1/2	---
FS65041010	5/8	5/8	---
FS65041212	3/4	3/4	---
FS65041616	1	1	---
FS65042020	1-1/4	1-1/4	---


O-RING ELBOW CONNECTOR



PART #	FACE SEAL TUBE 1	O-RING TUBE 2	LIST PRICE
FS680144	1/4	1/4	---
FS680146	1/4	3/8	---
FS680164	3/8	1/4	---
FS680166	3/8	3/8	---
FS680168	3/8	1/2	---
FS680186	1/2	3/8	---
FS680188	1/2	1/2	---
FS6801810	1/2	5/8	---
FS6801812	1/2	3/4	---
FS6801108	5/8	1/2	---
FS68011010	5/8	5/8	---
FS68011012	5/8	3/4	---
FS68011210	3/4	5/8	---
FS68011212	3/4	3/4	---
FS68011216	3/4	1	---
FS68011612	1	3/4	---
FS68011616	1	1	---
FS68011620	1	1-1/4	---
FS68012016	1-1/4	1	---
FS68012020	1-1/4	1-1/4	---
FS68012424	1-1/2	1-1/2	---

FF6801 FF1238 4515


ORFS TO O-RING ELBOW 45°



PART #	FACE SEAL TUBE 1	O-RING SIZE 2	LIST PRICE
FS680244	1/4	1/4	---
FS680264	3/8	1/4	---
FS680266	3/8	3/8	---
FS680286	1/2	3/8	---
FS680268	3/8	1/2	---
FS680288	1/2	1/2	---
FS6802810	1/2	5/8	---
FS68021010	5/8	5/8	---
FS68021212	3/4	3/4	---
FS68021616	1	1	---
FS68022020	1-1/4	1-1/4	---

FF6802 4365 V5OLO

MORFS X MORB RUN TEE



PART #	FACE SEAL TUBE 1 & 3	O-RING TUBE 2	LIST PRICE
FS680444	1/4	1/4	---
FS680466	3/8	3/8	---
FS680488	1/2	1/2	---

STRAIGHT THREAD SWIVEL NUT ELBOW



PART #	O-RING TUBE 1	FACE SEAL THREAD 2	LIST PRICE
FS680944	1/4	1/4	---
FS680966	3/8	3/8	---
FS680988	1/2	1/2	---
FS68091212	3/4	3/4	---

FF6809 FF1239 4535 AOELC

FF6504 FF1296

# STEEL BSPT ADAPTERS

## HYDRAULIC ADAPTERS

### JIC MALE CONNECTOR BSPT



PART #	JIC TUBE SIZE 1	MALE BSPT 2	LIST PRICE
700042	1/4	1/8-28	---
700044	1/4	1/4-19	---
700064	3/8	1/4-19	---
700066	3/8	3/8-19	---
700068	3/8	1/2-14	---
700086	1/2	3/8-19	---
700088	1/2	1/2-14	---
7000812	1/2	3/4-14	---
7000108	5/8	1/2-14	---
70001012	5/8	3/4-14	---
7000128	3/4	1/2-14	---
70001212	3/4	3/4-14	---
70001616	1	1-11	---

3404 305

### JIC MALE ELBOW BSPT



PART #	JIC TUBE SIZE 1	MALE BSPT 2	LIST PRICE
720042	1/4	1/8-28	---
720044	1/4	1/4-19	---
720064	3/8	1/4-19	---
720066	3/8	3/8-19	---
720068	3/8	1/2-14	---
720086	1/2	3/8-19	---
720088	1/2	1/2-14	---
72001212	3/4	3/4-14	---
72001616	1	1-11	---

3501 315

### BSPT HEX NIPPLE



PART #	MALE BSPT 1	MALE BSPT 2	LIST PRICE
752022	1/8-28	1/8-28	---
752044	1/4-19	1/4-19	---
752066	3/8-19	3/8-19	---
752088	1/2-14	1/2-14	---
75201010	5/8-14	5/8-14	---
75201212	3/4-14	3/4-14	---

3520 MBT

### BSPT PLUG



PART #	BSPT	LIST PRICE
95082	1/8-28	---
95084	1/4-19	---
95086	3/8-19	---
95088	1/2-14	---
950812	3/4-14	---
950816	1-11	---

100B-Y KA-RM MHL 296

## STEEL BSPP ADAPTERS

### BSPP HEX NIPPLE



PART #	MALE BSPP 1	MALE BSPP 2	LIST PRICE
742022	1/8-28	1/8-28	---
742042	1/4-19	1/8-28	---
742064	3/8-19	1/4-19	---
742066	3/8-19	3/8-19	---
742086	1/2-14	3/8-19	---
742088	1/2-14	1/2-14	---
7420108	5/8-14	1/2-14	---
7420128	3/4-14	1/2-14	---
74201212	3/4-14	3/4-14	---
74201612	1-11	3/4-14	---
74201616	1-11	1-11	---

3420 MB 9022


WARNING: This product can expose you to chemicals, including Cobalt, which are known to the State of California to cause cancer. For more information, visit [www.P65Warnings.ca.gov](http://www.P65Warnings.ca.gov)



# STEEL BSPP ADAPTERS

## HYDRAULIC ADAPTERS

### BSPP COUPLING



PART #	BSPP	LIST PRICE
74252	1/8-28	---
74254	1/4-19	---
74258	1/2-14	---
742510	5/8-14	---
742512	3/4-14	---
742516	1-11	---

3425 FB

### BSPP TO MALE PIPE NIPPLE



PART #	MALE BSPP SIZE 1	MALE PIPE THREAD SIZE 2	LIST PRICE
78252	1/8-28	1/8	---
78254	1/4-19	1/4	---
78256	3/8-19	3/8	---
78258	1/2-14	1/2	---
782512	3/4-14	3/4	---
782516	1-11	1	---

MBMP 3825

### JIC TO FEMALE BSPP STRAIGHT SWIVEL



PART #	JIC TUBE SIZE 1	FEMALE BSPP SWIVEL 2	LIST PRICE
72404	1/4	1/4-19	---
72406	3/8	3/8-19	---
72408	1/2	1/2-14	---
724010	5/8	5/8-14	---
724012	3/4	3/4-14	---
724016	1	1-11	---

3240 MJFBS

### JIC TO BSPP MALE CONNECTOR



PART #	JIC TUBE SIZE 1	MALE BSPP 2	LIST PRICE
700242	1/4	1/8-28	---
700244	1/4	1/4-19	---
700246	1/4	3/8-19	---
700248	1/4	1/2-14	---
700264	3/8	1/4-19	---
700266	3/5	3/8-19	---
700268	3/5	1/2-14	---
700286	1/2	3/8-19	---
700288	1/2	1/2-14	---
7002812	1/2	3/4-14	---
7002108	5/8	1/2-14	---
70021212	3/4	3/4-14	---
70021216	3/4	1-11	---
70021616	1	1-11	---

### JIC TO BSPP MALE ELBOW



PART #	JIC TUBE SIZE 1	MALE BSPP 2	LIST PRICE
7202NWO42	1/4	1/8-28	---
7202NWO44	1/4	1/4-19	---
7202NWO64	3/8	1/4-19	---
7202NWO66	3/8	3/8-19	---
7202NWO68	3/8	1/2-14	---
7202NWO86	1/2	3/8-19	---
7202NWO88	1/2	1/2-14	---
7202NWO812	1/2	3/4-14	---
7202NWO108	5/8	1/2-14	---
7202NWO1212	3/4	3/4-14	---
7202NWO1216	3/4	1-11	---
7202NWO1616	1	1-11	---

3801 315

30J 3800

# STEEL BSPP ADAPTERS

HYDRAULIC ADAPTERS

## JIC TO BSPP STRAIGHT SWIVEL



PART #	JIC TUBE SIZE 1	MALE BSPP 2	LIST PRICE
702242	1/4	1/8-28	---
702244	1/4	1/4-19	---
702264	3/8	1/4-19	---
702266	3/8	3/8-19	---
702288	1/2	1/2-14	---
7022108	5/8	1/2-14	---
70221212	3/4	3/4-14	---
70221616	1	1-11	---

3402 3055

## HEX HEAD PLUG BSPP



PART #	MALE BSPP	LIST PRICE
9522P2	1/8-28	---
9522P4	1/4-19	---
9522P6	3/8-19	---
9522P8	1/2-14	---
9522P12	3/4-14	---
9522P16	1-11	---

3408


## HOLLOW HEX PLUG BSPP



PART #	MALE BSPP	LIST PRICE
9522H2	1/8-28	---
9522H4	1/4-19	---
9522H6	3/8-19	---
9522H8	1/2-14	---
9522H12	3/4-14	---
9522H16	1-11	---

3408 HHP

## FEMALE ADAPTER BSPP



PART #	FEMALE PIPE 1	MALE BSPP 2	LIST PRICE
704222	1/8	1/8-28	---
704242	1/4	1/8-28	---
704244	1/4	1/4-19	---
704266	3/8	3/8-19	---
704288	1/2	1/2-14	---
70421212	3/4	3/4-14	---
70421616	1	1-11	---

3455 MMFP

## STEEL METRIC ADAPTERS

### MALE CONNECTOR



PART #	JIC TUBE SIZE 1	METRIC THREAD 2	LIST PRICE
7005410	1/4	10x1.0	---
7005412	1/4	12x1.5	---
7005414	1/4	14x1.5	---
7005418	1/4	18x1.5	---
7005512	5/16	12x1.5	---
7005514	5/16	14x1.5	---
7005614	3/8	14x1.5	---
7005616	3/5	16x1.5	---
7005618	3/5	18x1.5	---
7005816	1/2	16x1.5	---
7005818	1/2	18x1.5	---
7005822	1/2	22x1.5	---
70051018	5/8	18x1.5	---
70051020	5/8	20x1.5	---
70051022	5/8	22x1.5	---
70051222	3/4	22x1.5	---
70051227	3/4	27x1.5	---

Port-seal crush washer and O-ring included

7400 30J (R) 7011

**WARNING:** This product can expose you to chemicals, including Cobalt, which are known to the State of California to cause cancer. For more information, visit [www.P65Warnings.ca.gov](http://www.P65Warnings.ca.gov)



# STEEL METRIC ADAPTERS

## HYDRAULIC ADAPTERS

### JIC X METRIC MALE ELBOW



PART #	JIC TUBE SIZE 1	METRIC THREAD 2	LIST PRICE
7205NWO410	1/4	10x1.0	---
7205NWO412	1/4	12x1.5	---
7205NWO414	1/4	14x1.5	---
7205NWO512	5/16	12x1.5	---
7205NWO614	3/8	14x1.5	---
7205NWO616	3/8	16x1.5	---
7205NWO816	1/2	16x1.5	---
7205NWO818	1/2	18x1.5	---
7205NWO822	1/2	22x1.5	---
7205NWO1018	5/8	18x1.5	---

Port-seal crush washer and O-ring included **7401 315 (R)**

### JIC SWIVEL X MALE METRIC



PART #	JIC TUBE SIZE 1	METRIC THREAD 2	LIST PRICE
7025410	1/4	10x1.0	---
7025412	1/4	12x1.5	---
7025512	5/16	12x1.5	---
7025614	3/8	14x1.5	---
7025616	3/8	16x1.5	---
7025816	1/2	16x1.5	---
70251022	5/8	22x1.5	---
70251227	3/4	27x2.0	---
70251633	1	33x2.0	---

**7402 30JS (R)**

### HEX HEAD PLUG METRIC PARALLEL



PART #	METRIC THREAD	LIST PRICE
8555P10	10x1.0	---
8555P12	12x1.5	---
8555P14	14x1.5	---
8555P16	16x1.5	---
8555P18	18x1.5	---
8555P20	20x1.5	---
8555P22	22x1.5	---
8555P26	26x1.5	---
8555P30	30x1.5	---

**7408**


### HOLLOW HEX HEAD PLUG METRIC PARALLEL



PART #	METRIC THREAD	LIST PRICE
8555H8	8x1.0	---
8555H10	10x1.0	---
8555H12	12x1.5	---
8555H14	14x1.5	---
8555H16	16x1.5	---
8555H18	18x1.5	---
8555H20	20x1.5	---
8555H22	22x1.5	---
8555H26	26x1.5	---
8555H27	27x2.0	---
8555H30	30x1.5	---

**7408 HHP**

### FEMALE PIPE X MALE METRIC



PART #	FEMALE PIPE THREAD 1	METRIC THREAD 2	LIST PRICE
7045210	1/8	10x1.0	---
7045412	1/4	12x1.5	---
7045414	1/4	14x1.5	---
7045612	3/8	12x1.5	---
7045616	3/8	16x1.5	---
7045618	3/8	18x1.5	---
7045816	1/2	16x1.5	---
7045818	1/2	18x1.5	---
7045822	1/2	22x1.5	---
70451227	3/4	27x2.0	---
70451633	1	33x2.0	---

**MMFP (R)**

**WARNING:** This product can expose you to chemicals, including Cobalt, which are known to the State of California to cause cancer. For more information, visit [www.P65Warnings.ca.gov](http://www.P65Warnings.ca.gov)

# ISO A AND B INTERCHANGE

## HYDRAULIC ADAPTERS



- Brass Body
  - Steel Wing Nut
  - Buna-Seal ( -40° to +250°F)
- Aeroquip 5100  
Parker 6100  
Snaptite B78



- Bonded Face Seal
- External ORing Alleviates Full Connection

PART #	BODY SIZE	FEMALE NPT	MAX PSI	LIST PRICE
61150	3/4	1/2	3000	---
61152	3/4	3/4	3000	---
61153	1	1	3000	---
61154	1-1/4	1-1/4	2750	---
61155	1-1/2	1-1/2	2500	---

PART #	BODY SIZE	FEMALE NPT	MAX PSI	LIST PRICE
61050	3/4	1/2	3000	---
61052	3/4	3/4	3000	---
61053	1	1	3000	---
61054	1-1/4	1-1/4	2750	---
61055	1-1/2	1-1/2	2500	---

### FEATURES - ISO A and ISO B

- Poppet valves to prevent uncoupled leakage
- Critical parts are induction hardened for durability
- Dependable ball-locking mechanism holds the mating halves together
- Socket and plug are precision machined from solid barstock
- Standard nitrile seals temp range -40°F to +250°F



### ISO-A FEMALE PIPE COUPLER

PART #	BODY SIZE	NPT	LIST PRICE
ANV14F	1/4"	1/4"	---
ANV38F	3/8"	3/8"	---
ANV12F	1/2"	1/2"	---
ANV34F	3/4"	3/4"	---
ANV1F	1"	1"	---

ISO 7241-1 ISO-A Interchange ( Connected )				
Body Size	Steel Coupler/ Plug			
	Maximum Working		Burst	
	PSI	Bar	PSI	Bar
1/4"	5,000	345	18,270	1,200
3/8"	4,000	275	18,270	1,200
1/2"	4,000	275	16,500	1,100
3/4"	4,000	275	14,800	1,000
1"	4,000	275	12,400	850
1-1/4"	3,000	200	12,600	850
1-1/2"	3,000	200	12,600	850
2"	1,450	100	5,800	400

### INTERCHANGE DATA:

- Parker 6600, Aeroquip/ Eaton FD56, Dixon 'K' Series.
- Hansen HA 15000, Safeway S56



### ISO-A FEMALE PIPE PLUG

PART #	BODY SIZE	NPT	LIST PRICE
ANV14M	1/4"	1/4"	---
ANV38M	3/8"	3/8"	---
ANV12M	1/2"	1/2"	---
ANV34M	3/4"	3/4"	---
ANV1M	1"	1"	---

ISO 7241-1 Series B ISO-B Interchange ( Connected )								
Body Size	Steel Coupler/ Plug				Brass Coupler/ Plug			
	Max. Working		Burst		Max. Working		Burst	
	PSI	Bar	PSI	Bar	PSI	Bar	PSI	Bar
1/4"	5,000	345	22,500	1,550	3,000	200	15,000	1,000
3/8"	4,000	275	16,500	1,150	2,500	175	12,000	800
1/2"	4,000	275	16,000	1,100	2,500	175	11,500	750
3/4"	4,000	275	16,500	1,150	2,000	150	12,000	800
1"	4,000	275	16,000	1,100	1,500	100	8,500	800

### INTERCHANGE DATA:

- Parker 60 Series, Snap-tite 72 series, Dixon 'H' series
- Hansen HK - series, Aeroquip/ Eaton FDH5

### ISO-B FEMALE PIPE COUPLER

PART #	BODY SIZE	NPT	LIST PRICE
HNV14F	1/4"	1/4"	---
HNV14FB	1/4"	1/4"	---
HNV38F	3/8"	3/8"	---
HNV38FB	3/8"	3/8"	---
HNV12F	1/2"	1/2"	---
HNV12FB	1/2"	1/2"	---
HNV34F	3/4"	3/4"	---
HNV34FB	3/4"	3/4"	---
HNV-1-F	1"	1"	---
HNV-1-F-B	1"	1"	---

### B=BRASS



BRASS - HNV SERIES PLUG



BRASS - HNV SERIES COUPLER

### ISO-B FEMALE PIPE PLUG

PART #	BODY SIZE	NPT	LIST PRICE
HNV14M	1/4"	1/4"	---
HNV14MB	1/4"	1/4"	---
HNV38M	3/8"	3/8"	---
HNV38MB	3/8"	3/8"	---
HNV12M	1/2"	1/2"	---
HNV12MB	1/2"	1/2"	---
HNV34M	3/4"	3/4"	---
HNV34MB	3/4"	3/4"	---
HNV-1-M	1"	1"	---
HNV-1-M-B	1"	1"	---

WARNING: This product can expose you to chemicals, including lead, which are known to the State of California to cause cancer and birth defects or other reproductive harm. For more information, visit www.P65Warnings.ca.gov



# FLUSH FACE ISO

## HYDRAULIC ADAPTERS

### FEATURES

- Steel construction, zinc nickel plated finish. Hardened Nipples and sleeves and solid barstock construction for maximum resistance to damage from hydraulic and mechanical shock.
- This Anti-Blowout Nitrile/ PTFE bonded seal is designed to prevent blow out or damage during severe service conditions.
- Durable ball-locking mechanism assures reliable connection everytime.
- Temp Range -65° to +250°

### ISO 16028

Body Size	FLUSH FACE			
	Steel Coupler/ Plug Coupled			
	Maximum Working		Burst	
	PSI	Bar	PSI	Bar
1/4"	5,000	345	18,270	1,200
3/8"	4,000	275	18,270	1,200
1/2"	4,000	275	16,500	1,100
5/8"	4,000	275	14,800	1,000
3/4"	4,000	275	12,400	850
1"	3,000	200	12,600	850

FF Series  
HTMC  
74C



FEMALE PIPE COUPLER

PART #	BODY SIZE	NPT	LIST PRICE
FF14F	1/4"	1/4"	---
FF38F	3/8"	3/8"	---
FF12F	1/2"	1/2"	---
FF3812F	3/8"	1/2"	---
FF1234F	1/2"	3/4"	---
FF3416F	3/4"	1"	---
FF34F	3/4"	3/4"	---
FF1F	1"	1"	---

FF Series  
HTMN  
74N



FEMALE PIPE PLUG

PART #	BODY SIZE	NPT	LIST PRICE
FF14M	1/4"	1/4"	---
FF38M	3/8"	3/8"	---
FF12M	1/2"	1/2"	---
FF3812M	3/8"	1/2"	---
FF1234M	1/2"	3/4"	---
FF3416M	3/4"	1"	---
FF34M	3/4"	3/4"	---
FF1M	1"	1"	---

## FLAT FACE THREAD LOCK - VEP QUICK COUPLING

### SPECIFICATIONS

BODY SIZE (IN)	1/2(12)	3/4(34)	1(1)	1-1/2(24)
Rated Pressure (PSI)	7000	7000	6000	5000
Rated Flow (GPM)	12	50	88	152
Temperature Range	-20°C +120°C			

Standard seal material is NBR

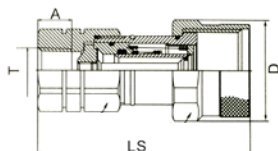
Test Fluid-Oil = 200 SUS

### APPLICATIONS

- Widely used in public equipment
- Portable construction equipment.
- Hydraulic tools
- Vehicles

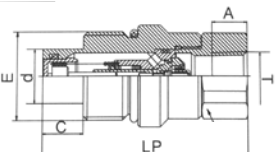
### FEATURES

- New valve design provides better resistance from high flow and the pressure of impulse, thus providing advanced performance.
- Special nipple design for connecting under pressure, allows connection and disconnection with high residual pressures.
- The LSQ-VEP series employs a threaded sleeve locking mechanism, mates with matching male threads on the coupler.
- New plating treatment provides advanced anti-rust performance.
- LSQ-VEP series couplings employ flush valving when connecting or disconnecting, therefore only a small amount of fluid can be lost during disconnecting or air inclusion during reconnection.
- The Anti-Blowout bonded seal is designed to prevent blow-out or damage during severe service conditions.
- Machined form solid steel barstock for durability. Compatible with most other VEP series.
- O-Ring SAE Boss Thread available with import lead time (same list price)



### FEMALE COUPLER

PART #	LS	D	A	NPT	LIST PRICE
LSQVEP12SF	4.09	1.13	0.67	1/2	---
LSQVEP34SF	4.49	2.13	0.79	3/4	---
LSQVEP1SF	5.28	2.33	0.83	1	---
LSQVEP20SF	5.71	2.72	0.83	1-1/4	---
LSQVEP24SF	7.41	3.63	0.83	1-1/2	---



### FEMALE PLUG

PART #	LS	D	A	NPT	LIST PRICE
LSQVEP12PF	4.09	1.13	0.67	1/2	---
LSQVEP34PF	4.49	2.13	0.79	3/4	---
LSQVEP1PF	5.28	2.33	0.83	1	---
LSQVEP20PF	5.71	2.72	0.83	1-1/4	---
LSQVEP24PF	7.41	3.63	0.83	1-1/2	---


**WARNING:** This product can expose you to chemicals, including Cobalt, which are known to the State of California to cause cancer. For more information, visit [www.P65Warnings.ca.gov](http://www.P65Warnings.ca.gov)

# QUICK DISCONNECT - HYDRAULIC JACK

## HYDRAULIC ADAPTERS

AG - Series Agricultural Interchange ( Connected )				
Nominal Size	Steel Coupler/ Plug			
	Maximum Working		Burst	
	PSI	Bar	PSI	Bar
1/4"	4,000	275	21,000	1,500
3/8"	4,000	275	23,100	1,600
1/2"	4,000	275	16,500	1,100
3/4"	3,000	200	10,300	700
1"	3,000	200	13,000	900

### Snap-Tite 60 Series



#### FEMALE PIPE COUPLER

Part #	Body Size	NPT	List Price
NV14F	1/4"	1/4"	---
NV38F	3/8"	3/8"	---
NV12F	1/2"	1/2"	---
NV34F	3/4"	3/4"	---
NV1F	1"	1"	---

#### FEMALE PIPE PLUG

Part #	Body Size	NPT	List Price
NV14M	1/4"	1/4"	---
NV38M	3/8"	3/8"	---
NV12M	1/2"	1/2"	---
NV34M	3/4"	3/4"	---
NV1M	1"	1"	---

#### FEATURES

- Heavy duty heat treated poppet: valves are standard with rugged, specially-designed seals made of nitrite for leak-free performance in the toughest application.
- High-strength steel valve guides designed for high flow rates and made extra tough for agricultural service.
- Dependable hardened chrome alloy steel locking balls. Heat treated plugs and sleeves.
- Standard seals temp range -40°F to +250°F

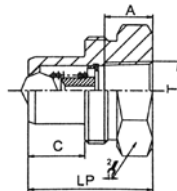
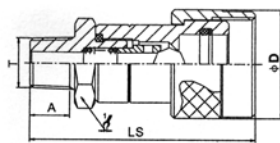
## THREAD LOCK HYDRAULIC JACK COUPLING

### SPECIFICATIONS

#### APPLICATIONS

- Thread lock couplings with their threaded union locking system and precision ball-type check valves are designed for extreme high pressure applications such as portable hydraulic jacks.
- **Ball Type.**

Body Size	1/4(14)	3/8(38)
Rated Pressure	10,000	
Rated Flow (GPM)	3	6
Temperature Range	-20°C +120°C	
Standard seal material is NBR		



#### MALE COUPLER

PART #	LS	D	HEX	A	NPT	LIST PRICE
KZEB14SM	2.40	1.14	0.87	0.55	1/4	---
KZEB38SM	2.91	1.38	0.98	0.57	3/8	---
KZEB38SM	2.91	1.38	0.98	0.57	3/8	---

#### FEMALE COUPLER

PART #	LS	D	HEX	A	NPT	LIST PRICE
KZEB14PF	1.30	0.44	0.75	0.51	1/4	---
KZEB38PF	1.38	0.63	1.26	0.55	3/8	---

**WARNING:** This product can expose you to chemicals, including Cobalt, which are known to the State of California to cause cancer. For more information, visit [www.P65Warnings.ca.gov](http://www.P65Warnings.ca.gov)



# HYDRAULIC FLOW CONTROL/ NEEDLE VALVES

## HYDRAULIC ADAPTERS

### MM-FC SERIES FLOW CONTROL VALVES

#### FEATURES:

- Micrometer adjustment knob for accurate valve setting.
- Rugged construction.

#### TECHNICAL DATA:

##### • Materials

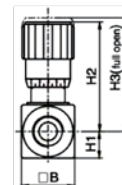
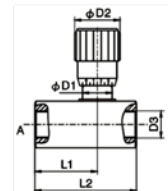
Body: Carbon steel w/ black oxide plating  
 Handle: Zinc Alloy  
 Set Screw: Steel  
 Packing: Buna O-Ring/ PTFE stem packing

Maximum Pressure: 5000PSI  
 Temperature Ratings: -4°F to 176°F (-20°C to 80°C)  
 Flow Rate: 0-42 GPM



INLET

<< FREE FLOW



PART#	B	D1	D2	D3	H1	H2	H3	L1	L2	WEIGHT (LBS)	LIST PRICE
MMFC4NPT	1.10	0.76	1.18	1/4 NPT	0.55	2.41	2.67	1.54	2.52	0.90	---
MMFC6NPT	1.10	0.76	1.18	3/8 NPT	0.55	2.41	2.67	1.69	2.75	0.90	---
MMFC8NPT	1.50	0.95	1.46	1/2 NPT	0.75	3.07	3.41	2.05	3.27	2.00	---
MMFC12NPT	1.50	0.95	1.46	3/4 NPT	0.75	3.08	3.41	2.19	3.50	2.00	---
MMFC16NPT	1.89	1.38	1.89	1 NPT	0.94	4.03	4.50	2.79	4.60	4.20	---
MMFC20NPT	2.38	1.96	2.28	1-1/4 NPT	1.18	5.25	5.88	3.39	6.07	9.55	---

### MM-NV SERIES NEEDLE VALVES

#### FEATURES:

- Micrometer adjustment knob for accurate valve setting.
- Rugged construction.

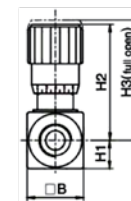
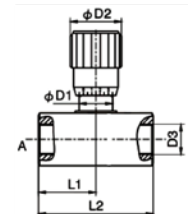
#### TECHNICAL DATA:

##### • Materials

Body: Carbon steel w/ black oxide plating  
 Handle: Zinc Alloy  
 Set Screw: Steel  
 Packing: Buna O-Ring/ PTFE stem packing

Maximum Pressure: 5000PSI  
 Temperature Ratings: -4°F to 176°F (-20°C to 80°C)  
 Flow Rate: 0-42 GPM

• FULL SHUT-OFF



PART#	B	D1	D2	D3	H1	H2	H3	L1	L2	WEIGHT (LBS)	LIST PRICE
MMNV4NPT	1.10	0.76	1.18	1/4 NPT	0.55	2.41	2.67	1.07	2.13	0.90	---
MMNV6NPT	1.10	0.76	1.18	3/8 NPT	0.55	2.41	2.67	1.07	2.13	0.90	---
MMNV8NPT	1.50	0.95	1.46	1/2 NPT	0.75	3.07	3.41	1.34	2.38	2.00	---
MMNV12NPT	1.50	0.95	1.46	3/4 NPT	0.75	3.08	3.41	1.54	3.09	2.00	---
MMNV16NPT	1.89	1.38	1.89	1 NPT	0.94	4.03	4.50	1.81	3.62	4.20	---

**WARNING:** This product can expose you to chemicals, including cobalt, which are known to the State of California to cause cancer and birth defects or other reproductive harm. For more information, visit [www.P65Warnings.ca.gov](http://www.P65Warnings.ca.gov)



# HYDRAULIC FLOW CONTROL/ BREATHERS

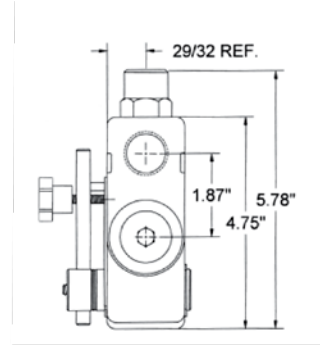
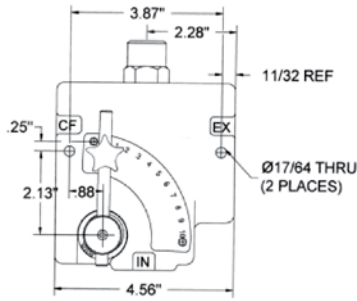
## HYDRAULIC ADAPTERS

### PRESSURE COMPENSATING VARIABLE FLOW CONTROL

**FEATURES:**

MFC-51 model is a full range pressure compensating variable flow control. It is designed so that the orifice area varies as the lever is rotated. The outlet flow is smooth and constant regardless of the pressure on the control flow or excess flow ports. An adjustable ball spring relief allows for pressure compensated flow up to the pressure setting on the relief. Relief valves are preset at 1500 PSI and field adjustable from 750 to 3000 PSI.

- Materials: Cast Iron Body, Heat Treated Compensator Spool, Stainless Steel Rotary Spool, Buna N "O" Rings (Standard)
- **ALL ARE STANDARD FLOW CONTROL**
- **ALL HAVE ADJUSTABLE BALL SPRING RELIEF**
- **SAE PORT AVAILABLE. MINIMUM ORDER REQUIRED**



PART#	SIZE	FLOW	LIST PRICE
MFC38N	3/8" - NPT	0-8 gpm	---
MFC12N	1/2" - NPT	0-16 gpm	---
MFC34N	3/4" - NPT	0-30 gpm	---

### SCREW-ON TYPE AIR BREATHERS



- **Chrome Plated Steel**
- **1/4 To 1 Inch NPT**
- **40 Micron Breather**

MB4004	10	1/4	---
MB4006	10	3/8	---
MB4008	10	1/2	---
MB4012	25	3/4	---
MB4016	25	1	---

**WARNING:** This product can expose you to chemicals, including Chromium, which are known to the State of California to cause cancer and birth defects or other reproductive harm. For more information, visit [www.P65Warnings.ca.gov](http://www.P65Warnings.ca.gov)



# FLANGE ADAPTERS

## HYDRAULIC ADAPTERS

### STEEL FLANGE ADAPTERS

#### CONFORMANCE

- SAE J518

#### MATERIALS

- Steel per SAE J518 with either black phosphate finish or plated zinc finish or iridite dip. Stainless Steel available upon request.

#### WORKING PRESSURES

The following table lists the recommended working pressures for steel Four-bolt Solid and Split Flange Fittings and Hose Ends manufactured in accordance with SAE standards J518 and J517. SAE recommends sufficient testing to be conducted to assure that performance levels will be safe and satisfactory, especially if installed in systems operating at elevated pressures or in severe conditions. When using Flanged Fittings that have a threaded connection on one end, use the lower pressure rating of the two.

**Caution:** Although many Four-bolt Flanged Fittings have sufficient structural integrity to support the weight of many components, we recommend consulting with our technical support department for guidance in selection of parts for this purpose.

#### SAE J518 FOUR-BOLT CODE 61 FLANGE PRESSURE RATINGS

Dash Size	Flange Head OD Inches	4 TO 1 Minimum Burst PSI
-8	1-3/16 - 1.188	5000
-12	1-1/2 - 1.500	5000
-16	1-3/4 - 1.750	5000
-20	2 - 2.000	4000
-24	2-3/8 - 2.375	3000
-32	2-13/16 - 2.812	3000
-40	3-5/16 - 3.312	2500
-48	4 - 4.000	2000
-56	4-1/2 - 4.500	500
-64	5 - 5.000	500
-80	6 - 6.000	500

#### SAE J518 FOUR-BOLT CODE 62 FLANGE PRESSURE RATINGS

Dash Size	Flange Head OD Inches	4 TO 1 Minimum Burst PSI
-8	1-1/4 - 1.250	6000
-12	1-5/8 - 1.625	6000
-16	1-7/8 - 1.875	6000
-20	2-1/8 - 2.125	6000
-24	2-1/2 - 2.500	6000
-32	3-1/8 - 3.125	6000

### STEEL FLANGE ADAPTERS ASSEMBLY INSTRUCTIONS

#### RECOMMENDED SOLID FOUR-BOLT

- Step 1.** Inspect port area to be smooth and free of nicks, burrs, scratches, or contaminants.
- Step 2.** Lubricate the o-ring and place in flange head groove.
- Step 3.** Lubricate screw threads, slip lock washers onto screws, and insert screws into flange
- Step 4.** Position flange on port and finger tighten all screws.
- Step 5.** Torque the screws in a figure eight sequence, incrementally until the appropriate torque value in the following table is achieved.

#### J518 CODE 61 AND CODE 62 FLANGE MINIMUM TORQUE VALUES

Dash Size	Port Size	Code 61 Foot/Lbs.	Code 62 Foot/Lbs.
-8	1/2"	15-19	15-19
-12	3/4"	20-29	25-33
-16	1"	27-35	41-50
-20	1-1/4"	35-46	62-75
-24	1-1/2"	46-58	116-133
-32	2"	53-67	200-217
-40	2-1/2"	79	NA
-48	3"	137	NA
-56	3-1/2"	116	NA
-64	4"	116	NA
-80	5"	116	NA

#### RECOMMENDED SPLIT FOUR-BOLT

- Step 1.** Follow steps 1 through 3 above, then proceed to the following steps.
- Step 2.** Position both flanges on port and turn one screw in each flange about three turns.
- Step 3.** Rotate each flange away from the port for sufficient clearance to position hose or fitting flange head on port.
- Step 4.** Close each flange until it properly captures flange head. Insert remaining screws and finger tighten.
- Step 5.** Torque the screws in a figure eight sequence incrementally until the appropriate torque value in the preceding table is achieved.

#### WHY WET TORQUE?

Due to the difference in plating types and thickness, materials, and thread quality of different components, the coefficient of friction varies greatly on any given assembly. Lubrication not only produces a more consistent coefficient of friction, it increases clamping force on sealing area with less torque on the threads. Overtightening causes threads to yield, deform and lose their ability to maintain an adequate load or clamping force on the seating area. Extended operation and severe conditions cause further yielding which results in leaks. Overtightening is the single greatest cause for leaks in metal to metal seat hydraulic connections. It is our firm position, that to not wet torque, is to compromise consistency and quality for convenience.


# FLANGE ADAPTERS

## HYDRAULIC ADAPTERS

### JIC FLANGE ADAPTER

CODE 61

6840  
503



3000 PSI

PART #	JIC TUBE SIZE 1	FLANGE SIZE 2	LIST PRICE
170088	1/2	1/2	---
1700812	1/2	3/4	---
17001212	3/4	3/4	---
17001216	3/4	1	---
17001612	1	3/4	---
17001616	1	1	---
17001620	1	1-1/4	---
17001624	1	1-1/2	---
17002016	1-1/4	1	---
17002020	1-1/4	1-1/4	---
17002024	1-1/4	1-1/2	---
17002032	1-1/4	2	---
17002420	1-1/2	1-1/4	---
17002424	1-1/2	1-1/2	---
17002432	1-1/2	2	---
17003232	2	2	---

6840 503

### JIC FLANGE 450 ADAPTER

CODE 61

6845  
505



3000 PSI

PART #	JIC TUBE SIZE 1	FLANGE SIZE 2	LIST PRICE
170388	1/2	1/2	---
1703812	1/2	3/4	---
17031212	3/4	3/4	---
17031216	3/4	1	---
17031612	1	3/4	---
17031616	1	1	---
17031620	1	1-1/4	---
17032016	1-1/4	1	---
17032020	1-1/4	1-1/4	---
17032024	1-1/4	1-1/2	---
17032420	1-1/2	1-1/4	---
17032424	1-1/2	1-1/2	---
17032432	1-1/2	2	---
17033232	2	2	---

6845 505

### JIC FLANGE 90° ADAPTER

CODE 61



3000 PSI

PART #	JIC TUBE SIZE 1	FLANGE SIZE 2	LIST PRICE
170488	1/2	1/2	---
1704812	1/2	3/4	---
17041016	5/8	1	---
17041212	3/4	3/4	---
17041216	3/4	1	---
17041220	3/4	1-1/4	---
17041612	1	3/4	---
17041616	1	1	---
17041620	1	1-1/4	---
17041624	1	1-1/2	---
17042016	1-1/4	1	---
17042020	1-1/4	1-1/4	---
17042024	1-1/4	1-1/2	---
17042032	1-1/4	2	---
17042420	1-1/2	1-1/4	---
17042424	1-1/2	1-1/2	---
17042432	1-1/2	2	---
17043232	2	2	---

6890 504

### JIC FLANGE ADAPTER

CODE 62



6000 PSI

PART #	JIC PIPE SIZE 1	FLANGE SIZE 2	LIST PRICE
180088	1/2	1/2	---
18001212	3/4	3/4	---
18001216	3/4	1	---
18001612	1	3/4	---
18001616	1	1	---
18001620	1	1-1/4	---
18001624	1	1-1/2	---
18002016	1-1/4	1	---
18002020	1-1/4	1-1/4	---
18002024	1-1/4	1-1/2	---
18002420	1-1/2	1-1/4	---
18002424	1-1/2	1-1/2	---

6842

# FLANGE ADAPTERS

## HYDRAULIC ADAPTERS

### JIC FLANGE 45° ADAPTER CODE 62



PART #	JIC THREAD SIZE 1	FLANGE SIZE 2	LIST PRICE
18031212	3/4	3/4	---
18031216	3/4	1	---
18031612	1	3/4	---
18031616	1	1	---
18031620	1	1-1/4	---
18031624	1	1-1/2	---
18032016	1-1/4	1	---
18032020	1-1/4	1-1/4	---
18032024	1-1/4	1-1/2	---
18032420	1-1/2	1-1/4	---
18032424	1-1/2	1-1/2	---
18033232	2	2	---

6847 508

### JIC FLANGE 90° ADAPTER - CODE 62



PART #	JIC THREAD SIZE 1	FLANGE SIZE 2	LIST PRICE
18041212	3/4	3/4	---
18041216	3/4	1	---
18041220	3/4	1-1/4	---
18041612	1	3/4	---
18041616	1	1	---
18041620	1	1-1/4	---
18041624	1	1-1/2	---
18042016	1-1/4	1	---
18042020	1-1/4	1-1/4	---
18042024	1-1/4	1-1/2	---
18042420	1-1/2	1-1/4	---
18042424	1-1/2	1-1/2	---
18043232	2	2	---

6842

### SPLIT FLANGE PLUG - CODE 61



3000 PSI

PART #	FLANGE SIZE	LIST PRICE
196112	3/4	---
196116	1	---
196120	1-1/4	---
196124	1-1/2	---
196132	2	---

6861P

### SPLIT FLANGE PLUG CODE 62



6862P

6000 PSI

PART #	FLANGE SIZE	LIST PRICE
196212	3/4	---
196216	1	---
196220	1-1/4	---
196224	1-1/2	---
196232	2	---

6862P

### SPLIT FLANGE KIT CODE 61

SFK



3000 PSI

PART #	FLANGE SIZE	FLANGE HEAD DIA.	LIST PRICE
190112	3/4	1.50	---
190116	1	1.75	---
190120	1-1/4	2.00	---
190124	1-1/2	2.38	---
190132	2	2.81	---

### SPLIT FLANGE KIT CODE 62

SFXK



6000 PSI

PART #	FLANGE SIZE	FLANGE HEAD DIAMETER	LIST PRICE
190212	3/4	1.63	---
190216	1	1.88	---
190220	1-1/4	2.12	---
190224	1-1/2	2.50	---
190232	2	3.12	---

# FLANGE ADAPTERS

## HYDRAULIC ADAPTERS

**SPLIT FLANGE HALF  
CODE 61** SF



3000 PSI

PART #	FLANGE SIZE	FLANGE HEAD DIAMETER	LIST PRICE
206112	3/4	1.50	---
206116	1	1.75	---
206120	1-1/4	2.00	---
206124	1-1/2	2.38	---
206132	2	2.81	---

**SPLIT FLANGE HALF  
CODE 62** SFX



6000 PSI

PART #	FLANGE SIZE	FLANGE HEAD DIAMETER	LIST PRICE
206212	3/4	1.63	---
206216	1	1.88	---
206220	1-1/4	2.12	---
206224	1-1/2	2.50	---
206232	2	3.12	---

**PIPE THREAD FLANGE PAD  
CODE 61** W43



3000 PSI

PART #	PIPE SIZE	LIST PRICE
226188	1/2	---
22611212	3/4	---
22611616	1	---
22612020	1-1/4	---
22612424	1-1/2	---
22613232	2	---

**PIPE THREAD FLANGE PAD  
CODE 62** W44



6000 PSI

PART #	PIPE SIZE	LIST PRICE
22621212	3/4	---
22621616	1	---
22622020	1-1/4	---
22622424	1-1/2	---
22623232	2	---

**O-RING FLANGE PAD  
CODE 61** W46



3000 PSI

PART #	O-RING TUBE SIZE	PAD SIZE	LIST PRICE
23611212	3/4	3/4	---
23611616	1	1	---
23612020	1-1/4	1-1/4	---
23612424	1-1/2	1-1/2	---

**O-RING FLANGE PAD  
CODE 62** W48



6000 PSI

PART #	O-RING TUBE SIZE	PAD SIZE	LIST PRICE
23621212	3/4	3/4	---
23621616	1	1	---
23622020	1-1/4	1-1/4	---
23622424	1-1/2	1-1/2	---



# STAINLESS STEEL ADAPTERS

316 STAINLESS STEEL ADAPTERS

## STAINLESS STEEL ADAPTERS

### PIPE SWIVELS



### JIC FITTINGS



### BULKHEAD FITTINGS



### PIPE FITTINGS



### SAE O-RING BOSS



### JIC FEMALE SWIVELS



### HOSE CRIMP FITTINGS



### ALL MALE THREADS SHIPPED WITH PROTECTIVE COVER



STAINLESS ADAPTERS

# TECHNICAL INFORMATION

## 316 STAINLESS STEEL ADAPTERS

### PRESSURE RATINGS

The hydraulic tube fittings represented by Stainless Adapters Inc. conform to the performance requirements specified in SAE J514, SAE J518, SAE J1453, SAE J1926/ISO 11926 and related standards.

The working pressure ratings listed below are based on a 4:1 design factor for minimum burst. As specified in SAE J514, these are dynamic pressure ratings and the fittings are capable of passing a cyclic endurance (impulse) test for one million cycles at 133 % of the corresponding working pressure.

The rated working pressure for any fitting is based on the lowest pressure rated fitting end. For example, a fitting may include one -4 (1/4") male 37-degree tube end and one -6 (3/8") male pipe end. From the tables below, the rated working pressure for the -4 male 37-degree tube end is 34.5 MPa (5,000 psi) and the rated working pressure of the -6 (3/8") male pipe end is 21 MPa (3,000 psi). The rated working pressure of the fitting would be 21 MPa (3,000 psi).

For proper performance, the design of any hydraulic system should take into consideration the rated working pressures for each of the components of the system, including standard ratings for hose and tubing components and assemblies. For any application, testing should be performed to assure safe and satisfactory performance.

Pressure Ratings for Fittings With NPTF Pipe Threads and Adapter Unions							
Nominal Pipe Size		Thread Size		Working Pressures			
Nom SAE Dash Size	Nom Inch Pipe O.D.	Dryseal Pipe Thread (NPTF <sup>1</sup> ) Male and Female	Straight Pipe Thread (NPSM <sup>2</sup> ) Female Swivels	Fittings With NPTF Pipe Threads		Adapter Unions	
				MPa	psi	MPa	psi
-2	1/8	1/8-27	1/8-27	34.5	5,000	34.5	5,000
-4	1/4	1/4-18	1/4-18	27.5	4,000	34.5	5,000
-6	3/8	3/8-18	3/8-18	21	3,000	27.6	4,000
-8	1/2	1/2-14	1/2-14	21	3,000	24.1	3,500
-12	3/4	3/4-14	3/4-14	17	2,500	15.5	2,250
-16	1	1-11-1/2	1-11-1/2	14	2,000	13.8	2,000
-20	1 1/4	1-1/4-11-1/2	1-1/4-11-1/2	8	1,150	11.2	1,625
-24	1 1/2	1-1/2-11-1/2	1-1/2-11-1/2	7	1,000	8.6	1,250
-32	2	2-11-1/2	2-11-1/2	7	1,000	7.8	1,125

1) Dryseal American Standard Taper Pipe Thread

2) American Standard Straight Pipe Thread for Mechanical Joints

#### ■ Temperature Rating

Material	Identify	Max. Temperature °F(°C)
316 Stainless Steel	SS	1000(537)
Brass	B	400(204)
Carbon Steel	C	375(190)

# TECHNICAL INFORMATION

## 316 STAINLESS STEEL ADAPTERS

### Pressure Ratings

37° Flare SAE J514

Allowable Working Pressure Ratings (Capable of 4 to 1 Min. Burst)

Nom.SAE Dash Size	Nom.Tube O.D Inches	37°Flare Straight Thread	Nom.Pipe Size	SAE St. Threads Union and Bulkhead (psi)	Fittings with Pipe Threads (psi)
2	1/8	5/16" - 24	1/8"	5000	5000
3	3/16	3/8" - 24	1/8"	5000	5000
4	1/4	7/16" - 20	1/8"	5000	5000
5	5/16	1/2" - 20	1/8"	5000	5000
6	3/8	9/16" - 18	1/4"	5000	5000
8	1/2	3/4" - 16	3/8"	4500	4000
10	5/8	7/8" - 14	1/2"	3500	3000
12	3/4	1 1/16" - 12	3/4"	3500	3000
14	7/8	1 3/16" - 12	3/4"	3000	2500
16	1	1 5/16" - 12	1"	3000	2000
20	1 1/4	1 5/8" - 12	1 1/4"	2500	1150
24	1 1/2	1 7/8" - 12	1 1/2"	2000	1000
32	2	2 1/2" - 12	2"	1500	1000

JIC threads conform to SAE J514 specifications

### NPT

Size Designator	NPT Size	316 Stainless Steel			
		Male		Female	
		psig	bar	psig	bar
1	1/16	11000	757	6700	461
2	1/8	10000	689	6500	447
4	1/4	8000	551	6600	454
6	3/8	7800	537	5300	365
8	1/2	7700	530	4900	337
12	3/4	7300	502	4600	316
16	1	5300	365	4400	303
20	1 1/4	6000	413	5000	344
24	1 1/2	5000	344	4600	316
32	2	3900	268	3900	268

NPT threads meet the requirements of ASME/ANSIB.1.20.1

**FEMALE PIPE SWIVELS**

316 STAINLESS STEEL ADAPTERS

**MALE NPT X FEMALE NPSM SWIVEL**

PART #	(A) MNPT SIZE	(B) FNPT SIZE	(A) MNPT THREAD	(B) FNPT THREAD	(L)	LIST PRICE
SS1404-04-04	1/4	1/4	1/4-18	1/4-18	1.440	---
SS1404-04-06	1/4	3/8				
SS1404-06-06	3/8	3/8	3/8-18	3/8-18	1.560	---
SS1404-06-08	3/8	1/2				
SS1404-08-08	1/2	1/2	1/2-14	1/2-14	1.940	---
SS1404-12-12	3/4	3/4	3/4-14	3/4-14	2.060	---
SS1404-16-16	1	1	1-11 1/2	1-11 1/2	2.380	---

SSP: PSX-XC / PARKER: 0107-X-X-SS / AEROQUIP: 259-2045-X-X

**316 STAINLESS STEEL FEMALE NPT X FEMALE NPSM SWIVEL**

PART	(A) FNPT SIZE	(B) FNPT SIZE	(A) FNPT THREAD	(B) FNPT THREAD	(L)	LIST PRICE
SS1405-04-04	1/4	1/4	1/4-18	1/4-18	1.440	---
SS1405-06-06	3/8	3/8	3/8-18	3/8-18	1.560	---
SS1405-08-08	1/2	1/2	1/2-14	1/2-14	1.830	---
SS1405-12-12	3/4	3/4	3/4-14	3/4-14	1.960	---
SS1405-16-16	1	1	1-11 1/2	1-11 1/2	2.300	---

SSP: PSX-XFC / PARKER: 0207-X-X-SS / AEROQUIP: 259-2046-X-X

# JIC 37°

## 316 STAINLESS STEEL ADAPTERS

### JIC TUBE SLEEVE



PART	(A) SIZE	(L)	LIST PRICE
SS319-04	1/4	.409	----
SS319-06	3/8	.500	---
SS319-08	1/2	.559	---
SS319-10	5/8	.661	---
SS319-12	3/4	.681	---
SS319-16	1	.779	---
SS319-20	1-1/4		
SS319-24	1-1/2		
SS319-32	2		

SSP: JXS / PARKER: XTX-SS / AEROQUIP: 259-900605-X

### JIC TUBE NUT



PART	(A) FJIC SIZE	(A) THREAD	HEX	(L)	LIST PRICE
SS318-04	1/4	7/16-20	9/16	.622	---
SS318-06	3/8	9/16-18	11/16	.728	---
SS318-08	1/2	3/4-16	7/8	.850	---
SS318-10	5/8	7/8-14	1	.980	---
SS318-12	3/4	1-1/16-12	1-1/4	1.031	---
SS318-16	1	1-5/16-12	1-1/2	1.129	---
SS318-20	1-1/4				
SS318-24	1-1/2				
SS318-32	2				

SSP: JXN / PARKER: XBTX-SS / AEROQUIP: 259-1290-X

### JIC CAP



PART	(A) FJIC SIZE	(A) THREAD	HEX	(L) LENGTH	LIST PRICE
SS304-C-04	1/4	7/16-20	9/16	.594	---
SS304-C-06	3/8	9/16-18	11/16	.625	---
SS304-C-08	1/2	3/4-16	7/8	.748	---
SS304-C-10	5/8	7/8-14	1	.842	---
SS304-C-12	3/4	1-1/16-12	1-1/4	.905	---
SS304-C-16	1	1-5/16-12	1-1/2	1.015	---

SSP: AJXZ / PARKER: X FNTX-SS / AEROQUIP: 259-210292-X

**STRAIGHTS JIC FLARE 37°**

316 STAINLESS STEEL ADAPTERS

**MALE JIC UNION**

PART	(A) MJIC SIZE	(B) MJIC SIZE	(A) MJIC THREAD	(B) MJIC THREAD	(L)	LIST PRICE
SS2403-04-04	1/4	1/4	7/16-20	7/16-20	1.370	---
SS2403-05-05	5/16	5/16				
SS2403-06-04	3/8	1/4	9/16-18	7/16-20	1.401	---
SS2403-06-06	3/8	3/8	9/16-18	9/16-18	1.409	---
SS2403-08-04	1/2	1/4	3/4-16	7/16-20	1.511	---
SS2403-08-06	1/2	3/8	3/4-16	9/16-18	1.519	---
SS2403-08-08	1/2	1/2	3/4-16	3/4-16	1.618	---
SS2403-10-08	5/8	1/2	7/8-14	3/4-16	1.779	---
SS2403-10-10	5/8	5/8	7/8-14	7/8-14	1.881	---
SS2403-12-04	3/4	1/4	1-1/16-12	7/16-20	1.850	---
SS2403-12-06	3/4	3/8	1-1/16-12	9/16-18	1.850	---
SS2403-12-08	3/4	1/2	1-1/16-12	3/4-16	1.948	---
SS2403-12-12	3/4	3/4	1-1/16-12	1-1/16-12	2.161	---
SS2403-16-12	1	3/4	1-5/16-12	1-1/16-12	2.318	---
SS2403-16-16	1	1	1-5/16-12	1-5/16-12	2.251	---
SS2403-20-20	1-1/4	1-1/4				

SSP: JX-XU / PARKER: HTX-SS / AEROQUIP: 259-2027-X-X

**MALE JIC X MALE NPT ADAPTER**

PART	(A) MJIC SIZE	(B) MNPT SIZE	(A) MJIC THREAD	(B) MNPT THREAD	(L)	LIST PRICE
SS2404-04-02	1/4	1/8	7/16-20	1/8-27	1.220	---
SS2404-04-04	1/4	1/4	7/16-20	1/4-18	1.421	---
SS2404-04-06	1/4	3/8	7/16-20	3/8-18	1.421	---
SS2404-04-08	1/4	1/2	7/16-20	1/2-14	1.681	---
SS2404-06-04	3/8	1/4	9/16-18	1/4-18	1.429	---
SS2404-06-06	3/8	3/8	9/16-18	3/8-18	1.440	---
SS2404-06-08	3/8	1/2	9/16-18	1/2-14	1.688	---
SS2404-08-04	1/2	1/4	3/4-16	1/4-18	1.519	---
SS2404-08-06	1/2	3/8	3/4-16	3/8-18	1.531	---
SS2404-08-08	1/2	1/2	3/4-16	1/2-14	1.712	---
SS2404-08-12	1/2	3/4	3/4-16	3/4-14	1.850	---
SS2404-08-16	1/2	1	3/4-16	1-11 1/2	2.050	---
SS2404-10-08	5/8	1/2	7/8-14	1/2-14	1.889	---
SS2404-12-08	3/4	1/2	1-1/16-12	1/2-14	2.059	---
SS2404-12-12	3/4	3/4	1-1/16-12	3/4-14	2.059	---
SS2404-12-16	3/4	1	1-1/16-12	1-11 1/2	2.250	---
SS2404-16-08	1	1/2	1-5/16-12	1/2-14	2.100	---
SS2404-16-12	1	3/4	1-5/16-12	3/4-14	2.110	---
SS2404-16-16	1	1	1-5/16-12	1-11 1/2	2.299	---
SS2404-24-24	1-1/2	1-1/2				
SS2404-32-32	2	2				

SWAGELOK: SS-X-AN-1-X / SSP: JXC / PARKER: X FTX-SS / AEROQUIP 259-2021-X-X

**MALE JIC X FEMALE NPT ADAPTER**

PART	(A) MJIC SIZE	(B) FNPT SIZE	(A) MJIC THREAD	(B) FNPT THREAD	(L)	LIST PRICE
SS2405-04-04	1/4	1/4	7/16-20	1/4-18	1.389	---
SS2405-06-04	3/8	1/4	9/16-18	1/4-18	1.409	---
SS2405-06-06	3/8	3/8	9/16-18	3/8-18	1.470	---
SS2405-08-08	1/2	1/2	3/4-16	1/2-14	1.790	---
SS2405-12-12	3/4	3/4	1-1/16-12	3/4-14	2.059	---
SS2405-16-16	1	1	1-5/16-12	1-11 1/2	2.350	---
SS2405-20-20	1-1/4	1-1/4				

SSP: JX-XFC / PARKER: XXGTX-SS / AEROQUIP: 259-2022-X-X

# STRAIGHTS JIC FLARE 37°

316 STAINLESS STEEL ADAPTERS

## FEMALE JIC X MALE JIC (REDUCER-EXPANDER)



PART	(A) FJIC SIZE	(B) MJIC SIZE	(A) FJIC THREAD	(B) MJIC THREAD	(L)	LIST PRICE
SS2406-06-04	3/8	1/4	9/16-18	7/16-20	1.118	---
SS2406-08-04	1/2	1/4	3/4-16	7/16-20	1.448	---
SS2406-08-06	1/2	3/8	3/4-16	9/16-18	1.311	---
SS2406-10-08	5/8	1/2	7/8-14	3/4-16	1.409	---
SS2406-12-04	3/4	1/4	1-1/16-12	7/16-20	1.500	---
SS2406-12-06	3/4	3/8	1-1/16-12	9/16-18	1.480	---
SS2406-12-08	3/4	1/2	1-1/16-12	3/4-16	1.559	---
SS2406-16-04	1	1/4	1-5/16-12	7/16-20	1.570	---
SS2406-16-06	1	3/8	1-5/16-12	9/16-18	1.578	---
SS2406-16-08	1	1/2	1-5/16-12	3/4-16	1.669	---
SS2406-16-12	1	3/4	1-5/16-12	1-1/16-12	1.877	---

SSP: PSX-XFC / PARKER: 0207-X-X-SS / AEROQUIP: 259-2046-X-X

## JIC PLUG



PART	(A) MJIC SIZE	(A) MJIC THREAD	HEX	(L)	LIST PRICE
SS2408-04	1/4	7/16-20	1/2	.799	---
SS2408-06	3/8	9/16-18	5/8	.838	---
SS2408-08	1/2	3/4-16	13/16	.940	---
SS2408-10	5/8	7/8-14	15/16	1.098	---
SS2408-12	3/4	1-1/16-12	1-1/8	1.279	---
SS2408-16	1	1-5/16-12	1-3/8	1.330	---
SS2408-20	1-1/4				

SSP: JXP / PARKER: XRNTX-SS / AEROQUIP: 259-900599-X

## JIC UNION ELBOW



PART	(A) MNPT SIZE	(B) FNPT SIZE	(A) MNPT THREAD	(B) FNPT THREAD	LIST PRICE
SS2500-06-06	3/8	3/8			---

## MALE JIC X MALE PIPE ELBOW



PART	JIC TUBE SIZE 1	FEMALE PIPE SIZE 2	LIST PRICE
SS2501-04-02	1/4	1/8	---
SS2501-04-04	1/4	1/4	---
SS2501-04-06	1/4	3/8	---
SS2501-06-04	3/8	1/4	---
SS2501-06-06	3/8	3/8	---
SS2501-08-08	1/2	1/2	---
SS2501-12-12	3/4	3/4	---
SS2501-16-16	1	1	---

**BULKHEAD FITTINGS**

316 STAINLESS STEEL ADAPTERS

**MALE JIC X FEMALE PIPE ELBOW**

PART	JIC TUBE SIZE 1	FEMALE PIPE SIZE 2	LIST PRICE
SS2502-04-04	1/4	1/4	---
SS2502-06-06	3/8	3/8	---
SS2502-08-04	1/2	1/4	---
SS2502-08-06	1/2	3/8	---
SS2502-08-08	1/2	1/2	---
SS2502-10-08	5/8	1/2	---
SS2502-12-12	3/4	3/4	---
SS2502-16-12	1	3/4	---
SS2502-16-16	1	1	---

**MALE JIC X MALE PIPE 45**

PART	JIC TUBE SIZE 1	MALE PIPE SIZE 2	LIST PRICE
SS250342	1/4	1/4	---
SS2503-04-04	1/4	1/4	---
SS2503-06-04	3/8	1/4	---
SS2503-06-06	3/8	3/8	---
SS25030608	3/8	1/2	---
SS250384	1/2	1/4	---
SS2503-08-08	1/2	1/2	---
SS2503-10-08	5/8	1/2	---
SS2503-12-12	3/4	3/4	---
SS25031612	1	3/4	---
SS2503-16-16	1	1	---

**JIC BULKHEAD TEE**

PART	JIC TUBE SIZE 1	MALE PIPE SIZE 2	MALE PIPE SIZE 3	LIST PRICE
SS2603-04-04-04	1/4	1/4	1/4	---
SS2603-06-06-06	3/8	3/8	3/8	---
SS2603-08-08-08	1/2	1/2	1/2	---
SS2603-12-12-12	3/4	3/4	3/4	---
SS2603-16-16-16	1	1	1	---

**JIC BULKHEAD NUT**

PART	(A) BN SIZE	(A) THREAD	HEX	(L)	LIST PRICE
SS306-04	1/4	7/16-20	11/16	.279	---
SS306-06	3/8	9/16-18	13/16	.271	---
SS306-08	1/2	3/4-16	1	.311	---
SS306-10	5/8	7/8-14	1-1/8	.358	---
SS306-12	3/4	1-1/16-12	1-3/8	.409	---
SS306-16	1	1-5/16-12	1-5/8	.409	---

SSP: XBN / PARKER: XWLN-SS / AEROQUIP: 259-210212-X-X



# BULKHEAD FITTINGS

## 316 STAINLESS STEEL ADAPTERS

### MALE JIC BULKHEAD UNION



PART	(A) MJIC SIZE	(B) MJIC SIZE	(A) MJIC THREAD	(B) MJIC THREAD	(L)	LIST PRICE
SS2700-04-04	1/4	1/4	7/16-20	7/16-20	2.070	---
SS2700-06-06	3/8	3/8	9/16-18	9/16-18	2.181	---
SS2700-08-08	1/2	1/2	3/4-16	3/4-16	2.440	---
SS2700-12-12	3/4	3/4	1-1/16-12	1-1/16-12	3.090	---
SS2700-16-16	1	1	1-5/16-12	1-5/16-12	3.141	---

SSP: JXBU / PARKER: XWTX-SS / AEROQUIP: 259-2041-X-X

### FEMALE NPT X MALE JIC BULKHEAD CONNECTOR



PART	(A) FNPT SIZE	(B) MJIC SIZE	(A) FNPT THREAD	(B) MJIC THREAD	(L)	LIST PRICE
SS2705-04-04	1/4	1/4	1/4-18	7/16-20	2.078	---
SS2705-06-06	3/8	3/8	3/8-18	9/16-18	2.220	---
SS2705-08-08	1/2	1/2	1/2-14	3/4-16	2.610	---
SS2705-12-12	3/4	3/4	3/4-14	1-1/16-12	2.992	---
SS2705-16-16	1	1	1-11 1/2	1-5/16-12	3.228	---

SSP: JX-XBFC / PARKER: X-XWGTX-SS / AEROQUIP: 259-2239-X-X

**PIPE FITTINGS**

## 316 STAINLESS STEEL ADAPTERS

**FEMALE PIPE BULKHEAD UNION**


PART	(A) FNPT SIZE	(B) FNPT SIZE	(A) FNPT THREAD	(B) FNPT THREAD	(L)	LIST PRICE
SS2707-04-04	1/4	1/4	1/4-18	1/4-18	1.500	---
SS2707-06-06	3/8	3/8	3/8-18	3/8-18	1.311	---
SS2707-08-08	1/2	1/2	1/2-14	1/2-14	1.500	---

SSP: AXAC

**HEX PIPE COUPLING**

PART	(A) FNPT SIZE	(B) FNPT SIZE	(A) FNPT THREAD	(B) FNPT THREAD	(L)	LIST PRICE
SS5000-02-02	1/8	1/8	1/8-27	1/8-27	.748	---
SS5000-04-04	1/4	1/4	1/4-18	1/4-18	1.129	---
SS5000-06-04	3/8	1/4	3/8-18	1/4-18	1.129	---
SS5000-06-06	3/8	3/8	3/8-18	3/8-18	1.129	---
SS5000-08-06	1/2	3/8	1/2-14	3/8-18	1.500	---
SS5000-08-08	1/2	1/2	1/2-14	1/2-14	1.500	---
SS5000-12-12	3/4	3/4	3/4-14	3/4-14	1.531	---
SS5000-16-08	1	1/2	1-11 1/2	1/2-14	1.889	---
SS5000-16-12	1	3/4	1-11 1/2	3/4-14	1.889	---
SS5000-16-16	1	1	1-11 1/2	1-11 1/2	1.889	---

SWAGELOK: SS-XHGG-X / SSP: XHC / PARKER: XGG-SS /  
AEROQUIP: 259-2096-X-X

**HEX PIPE NIPPLE**

PART	(A) MNPT SIZE	(B) MNPT SIZE	(A) MNPT THREAD	(B) MNPT THREAD	L	LIST PRICE
SS5404-02-02	1/8	1/8	1/8-27	1/8-27	1.059	---
SS5404-04-02	1/4	1/8	1/4-18	1/8-27	1.259	---
SS5404-04-04	1/4	1/4	1/4-18	1/4-18	1.448	---
SS5404-06-04	3/8	1/4	3/8-18	1/4-18	1.448	---
SS5404-06-06	3/8	3/8	3/8-18	3/8-18	1.448	---
SS5404-08-04	1/2	1/4	1/2-14	1/4-18	1.700	---
SS5404-08-06	1/2	3/8	1/2-14	3/8-18	1.700	---
SS5404-08-08	1/2	1/2	1/2-14	1/2-14	1.889	---
SS5404-12-04	3/4	1/4	3/4-14	1/4-18	1.771	---
SS5404-12-06	3/4	3/8	3/4-14	3/8-18	1.771	---
SS5404-12-08	3/4	1/2	3/4-14	1/2-14	1.960	---
SS5404-12-12	3/4	3/4	3/4-14	3/4-14	1.960	---
SS5404-16-08	1	1/2	1-11 1/2	1/2-14	2.090	---
SS5404-16-12	1	3/4	1-11 1/2	3/4-14	2.149	---
SS5404-16-16	1	1	1-11 1/2	1-11 1/2	2.338	---

SWAGELOK: SS-X-HN-X / SSP: XHN / PARKER: X-XFF-SS /  
AEROQUIP: 259-2083-X-X

**PIPE NIPPLE**

PART	(A) MNPT SIZE	(A) MNPT THREAD	(L)	LIST PRICE
SSCN-04	1/4	1/4-18	1.120	---
SSCN-06	3/8	3/8-18	1.125	---
SSCN-08	1/2	1/2-14	1.507	---
SSCN-12	3/4	3/4-14	1.500	---
SSCN-16	1	1-11 1/2	1.880	---
SSCN-20	1-1/4			

SWAGELOK: SS-X-CN / PARKER: X-X MCN-SS / AEROQUIP: 259-2083-X-X

# STEEL PIPE FITTINGS

316 STAINLESS STEEL ADAPTERS

## MALE NPT X FEMALE NPT EXPANDER



PART	(A) MNPT SIZE	(B) FNPT SIZE	(A) MNPT THREAD	(B) FNPT THREAD	(L)	LIST PRICE
SS5405-02-02	1/8	1/8	1/8-27	1/8-27	1.039	---
SS5405-02-04	1/8	1/4	1/8-27	1/4-18	1.208	---
SS5402-04-02	1/4	1/8	1/4-18	1/8-27		
SS5405-04-04	1/4	1/4	1/4-18	1/4-18	1.389	---
SS5405-04-06	1/4	3/8	1/4-18	3/8-18	1.440	---
SS5405-04-08	1/4	1/2	1/4-18	1/2-14	1.681	---
SS5405-06-06	3/8	3/8	3/8-18	3/8-18	1.440	---
SS5405-06-08	3/8	1/2	3/8-18	1/2-14	1.681	---
SS5405-06-12	3/8	1/2	3/8-18	3/4-14	1.740	---
SS5405-08-08	1/2	1/2	1/2-14	1/2-14	1.870	---
SS5405-08-12	1/2	3/4	1/2-14	3/4-14	1.929	---
SS5405-08-16	1/2	1	1/2-14	1-11 1/2	2.181	---
SS5405-12-12	3/4	3/4	3/4-14	3/4-14	1.929	---
SS5405-12-16	3/4	1	3/4-14	1-11 1/2	2.181	---
SS5405-16-16	1	1	1-11 1/2	1-11 1/2	2.370	---

SWAGELOK: SS-X-RA-X / SSP: XXXRA / PARKER: X-XFG-SS / AEROQUIP: 259-2040-X-X

## MALE NPT X FEMALE NPT BUSHING/ REDUCER



PART	(A) MNPT SIZE	(B) FNPT SIZE	(A) MNPT THREAD	(B) FNPT THREAD	(L)	LIST PRICE
SS5406-04-02	1/4	1/8	1/4-18	1/8-27	.850	---
SS5406-06-04	3/8	1/4	3/8-18	1/4-18	.850	---
SS5406-08-04	1/2	1/4	1/2-14	1/4-18	1.098	---
SS5406-08-06	1/2	3/8	1/2-14	3/8-18	1.098	---
SS5406-12-04	3/4	1/4	3/4-14	1/4-18	1.169	---
SS5406-12-06	3/4	3/8	3/4-14	3/8-18	1.169	---
SS5406-12-08	3/4	1/2	3/4-14	1/2-14	1.169	---
SS5406-16-04	1	1/4	1-11 1/2	1/4-18	.940	---
SS5406-16-06	1	3/8	1-11 1/2	3/8-18	.940	---
SS5406-16-08	1	1/2	1-11 1/2	1/2-14	.940	---
SS5406-16-12	1	3/4	1-11 1/2	3/4-14	.940	---
SS5406-20-12	1-1/4	3/4	1-1/4-11 1/2	3/4-14	1.47	---
SS5406-20-16	1-1/4	1	1-1/4-11 1/2			

SWAGELOK: SS-XRB-X / SSP: XXXRA / PARKER: XXXPTR-SS / AEROQUIP: 259-2081-X-X

## HEX PIPE PLUG



PART	(A) MNPT SIZE	(A) MNPT THREAD	HEX SIZE	(L)	(L)	LIST PRICE
SS5406-P-04	1/4	1/4-18	9/16	.751	.850	---
SS5406-P-06	3/8	3/8-18	11/16	.779	.850	---
SS5406-P-08	1/2	1/2-14	7/8	1.118	1.098	---
SS5406-P-12	3/4	3/4-14	1-1/8	1.169	1.098	---
SS5406-P-16	1	1-11 1/2	1-3/8	1.397	1.169	---

SWAGELOK: SS-X-P / SSP: XXXRA / PARKER: X-HHP-SS / AEROQUIP: 259-2082-X

## HOLLOW HEX PIPE PLUG




PART	(A) MNPT SIZE	(A) MNPT THREAD	HEX SIZE	(L)	(L)	LIST PRICE
SS5406-HHP-04	1/4	1/4-18	1/4	.460	.850	---
SS5406-HHP-06	3/8	3/8-18	5/16	.460	.850	---
SS5406-HHP-08	1/2	1/2-14	3/8	.610	1.098	---
SS5406-HHP-12	3/4	3/4-14	9/16	.618	1.098	---
SS5406-HHP-16	1	1-11 1/2	5/8	.771	1.169	---

SWAGELOK: SS-X-HP / SSP: XCP / PARKER: X-HP-SS / AEROQUIP: 259-2222-X

**STEEL PIPE FITTINGS**

## 316 STAINLESS STEEL ADAPTERS

**HEX PIPE CAP**

PART	(A) FNPT SIZE	(A) FNPT THREAD	HEX	(L)	LIST PRICE
SS5406-C-04	1/4	1/4-18	3/4	.811	---
SS5406-C-06	3/8	3/8-18	7/8	.811	---
SS5406-C-08	1/2	1/2-14	1	1.000	---
SS5406-C-12	3/4	3/4-14	1-5/16	1.129	---
SS5406-C-16	1	1-11 1/2	1-5/8	1.500	---

SWAGELOK: SS-X-C / SSP: XMM / PARKER: XCR-SS / AEROQUIP: 259-2085-X-X

**MALE PIPE ELBOW 90°**

PART	(A) MNPT SIZE	(B) MNPT SIZE	(A) MNPT THREAD	(B) MNPT THREAD	(L)	LIST PRICE
SS5500-02-02	1/8	1/8	1/8-27	1/8-27	.748	---
SS5500-04-04	1/4	1/4	1/4-18	1/4-18	1.129	---
SS5500-06-06	3/8	3/8	3/8-18	3/8-18	1.129	---
SS5500-08-08	1/2	1/2	1/2-14	1/2-14	1.129	---
SS5500-12-12	3/4	3/4	3/4-14	3/4-14	1.500	----
SS5500-16-16	1	1	1-11 1/2	1-11 1/2	1.500	---

SWAGELOK: SS-X-ME / SSP: XMM / PARKER: XCR-SS / AEROQUIP: 259-2085-X-X

**MALE NPT X FEMALE NPT STREET ELBOW 90°**

PART	(A) MNPT SIZE	(B) FNPT SIZE	(A) MNPT THREAD	(B) FNPT THREAD	LIST PRICE
SS5502-02-02	1/8	1/8	1/8-27	1/8-27	---
SS5502-04-04	1/4	1/4	1/4-18	1/4-18	---
SS5502-06-06	3/8	3/8	3/8-18	3/8-18	---
SS5502-08-08	1/2	1/2	1/2-14	1/2-14	---
SS5502-12-12	3/4	3/4	3/4-14	3/4-14	---
SS5502-16-16	1	1	1-11 1/2	1-11 1/2	---

SWAGELOK: SS-X-ME / SSP: XMM / PARKER: XCR-SS / AEROQUIP: 259-2085-X-X

**MALE NPT X FEMALE NPT STREET ELBOW 45°**

PART	(A) MNPT SIZE	(B) FNPT SIZE	(A) MNPT THREAD	(B) FNPT THREAD	LIST PRICE
SS5503-04-04	1/4	1/4	1/4-18	1/4-18	---

# STEEL PIPE FITTINGS

316 STAINLESS STEEL ADAPTERS

## FEMALE PIPE ELBOW 90°



PART	(A) FNPT SIZE	(B) FNPT SIZE	(A) FNPT THREAD	(B) FNPT THREAD	LIST PRICE
SS5504-02-02	1/8	1/8	1/8-27	1/8-27	---
SS5504-04-04	1/4	1/4	1/4-18	1/4-18	---
SS5504-06-06	3/8	3/8	3/8-18	3/8-18	---
SS5504-08-08	1/2	1/2	1/2-14	1/2-14	---
SS5504-12-12	3/4	3/4	3/4-14	3/4-14	---
SS5504-16-16	1	1	1-11 1/2	1-11 1/2	---

SWAGELOK: SS-X-E / SSP: XFF / PARKER: XDD-SS / AEROQUIP: 259-2087-X-X

## MALE PIPE TEE



PART	(A) MNPT SIZE	(B) MNPT SIZE	(C) MNPT SIZE	(A) MNPT THREAD	(B) MNPT THREAD	(C) MNPT THREAD	LIST PRICE
SS5600-02-02-02	1/8	1/8	1/8				
SS5600-04-04-04	1/4	1/4	1/4	1/4-18	1/4-18	1/4-18	---
SS5600-06-06-06	3/8	3/8	3/8	3/8-18	3/8-18	3/8-18	---
SS5600-08-08-08	1/2	1/2	1/2	1/2-14	1/2-14	1/2-14	---
SS5600-12-12-12	3/4	3/4	3/4	3/4-14	3/4-14	3/4-14	---
SS5600-16-16-16	1	1	1	1-11 1/2	1-11 1/2	1-11 1/2	---

SWAGELOK: SS-X-MT / SSP: XMMM / PARKER: XRRS-SS / AEROQUIP: 259-2257-X-X

## MALE RUN TEE



PART	(A) FNPT SIZE	(B) FNPT SIZE	(A) FNPT THREAD	(B) FNPT THREAD	LIST PRICE
SS5602-04-04	1/4	1/4	1/4-18	1/4-18	---
SS5602-08-08	1/2	1/2	1/2-14	1/2-14	---
SS5602-16-16	1	1	1-11 1/2	1-11 1/2	---

## FEMALE PIPE TEE



PART	(A) FNPT SIZE	(B) FNPT SIZE	(C) FNPT SIZE	(A) FNPT THREAD	(B) FNPT THREAD	(C) FNPT THREAD	LIST PRICE
SS5605-02-02-02	1/8	1/8	1/8	1/8-27	1/8-27	1/8-27	---
SS5605-04-04-04	1/4	1/4	1/4	1/4-18	1/4-18	1/4-18	---
SS5605-06-06-06	3/8	3/8	3/8	3/8-18	3/8-18	3/8-18	---
SS5605-08-08-08	1/2	1/2	1/2	1/2-14	1/2-14	1/2-14	---
SS5605-12-12-12	3/4	3/4	3/4	3/4-14	3/4-14	3/4-14	---
SS5605-16-16-16	1	1	1	1-11 1/2	1-11 1/2	1-11 1/2	---

SWAGELOK: SS-X-T / SSP: XFF / PARKER: XMMO-SS / AEROQUIP: 259-2090-X-X

**SAE O-RING BOSS (ORB)**

316 STAINLESS STEEL ADAPTERS

**MALE JIC X MALE SAE O-RING BOSS**

PART	(A) MJIC SIZE	(B) MORB SIZE	(A) MJIC THREAD	(B) MORB THREAD	(L)	
SS6400-04-04	1/4	1/4	7/16-20	7/16-20	1.228	---
SS6400-04-06	1/4	3/8	7/16-20	9/16-18	1.291	---
SS6400-04-08	1/4	1/2	7/16-20	3/4-16		
SS6400-06-05	3/8	5/16	9/16-18			
SS6400-06-06	3/8	3/8	9/16-18	9/16-18	1.299	---
SS6400-06-08	3/8	1/2	9/16-18	3/4-16	1.377	---
SS6400-06-10	3/8	5/8	9/16-18	7/8-14	1.500	---
SS6400-08-06	1/2	3/8	3/4-16	9/16-18	1.440	---
SS6400-08-08	1/2	1/2	3/4-16	3/4-16	1.488	---
SS6400-08-10	1/2	5/8	3/4-16	7/8-14	1.598	---
SS6400-08-12	1/2	3/4	3/4-16	1-1/16-12	1.759	---
SS6400-12-08	3/4	1/2	1-1/16-12	3/4-16	1.940	---
SS6400-12-12	3/4	3/4	1-1/16-12	1-1/16-12	1.968	---
SS6400-12-16	3/4	1	1-1/16-12	1-5/16-12	1.988	---
SS6400-16-12	1	3/4	1-5/16-12	1-1/16-12	2.039	---
SS6400-16-16	1	1	1-5/16-12	1-5/16-12	2.039	---
SS6400-16-20	1	1-1/4	1-5/16-12			
SS6400-20-20	1-1/4	1-1/4				

SWAGelok: SS-X-SAE-1-XAN / SSP: JXGC / PARKER: XF50X-SS / AEROQUIP: 259-202702-X-X

**MALE SAE O-RING BOSS X FEMALE JIC SWIVEL**

PART	(A) MORB SIZE	(B) FJIC SIZE	(A) MORB THREAD	(B) FJIC THREAD	(L)	
SS6402-04-04	1/4	1/4	7/16-20	7/16-20	1.625	---
SS6402-06-06	3/8	3/8	9/16-18	9/16-18	1.842	---
SS6402-08-08	1/2	1/2	3/4-16	3/4-16	2.078	---
SS6402-12-12	3/4	3/4	1-1/16-12	1-1/16-12	2.582	---
SS6402-16-16	1	1	1-5/16-12	1-5/16-12	2.807	---

SSP: JSX6C / PARKER: XF650X-SS / AEROQUIP: 259-2266-X-X

**MALE SAE O-RING BOSS X FEMALE NPT**

PART	(A) MORB SIZE	(B) FNPT SIZE	(A) MORB THREAD	(B) FNPT SIZE	(L)	LIST PRICE
SS6405-04-04	1/4	1/4	7/16-20	1/4-18	1.161	---
SS6405-06-04	3/8	1/4	9/16-18	1/4-18	1.090	---
SS6405-06-06	3/8	3/8	9/16-18	3/8-18	1.330	---
SS6405-08-08	1/2	1/2	3/4-16	1/2-14	1.468	---
SS6405-12-08	3/4	1/2	1-1/16-12	1/2-14	1.409	---
SS6405-12-12	3/4	3/4	1-1/16-12	3/4-14	1.590	---
SS6405-16-16	1	1	1-5/16-12	1-11 1/2	1.897	---

SWAGelok: SS-X-SAE-7-X / SSP: XXXGCF / PARKER: XXX-F50G-SS / AEROQUIP: 259-2216-X-X

# SAE O-RING BOSS (ORB)

316 STAINLESS STEEL ADAPTERS


## MALE SAE O-RING BOSS HEX PLUG



PART	(A) MORB SIZE	(A) MORB THREAD	HEX	(L)	LIST PRICE
SS6408-04	1/4	7/16-20	9/16	.669	---
SS6408-06	3/8	9/16-18	11/16	.728	---
SS6408-08	1/2	3/4-16	7/8	.779	---
SS6408-10	5/8	7/8-14	1"	.929	---
SS6408-12	3/4	1-1/16-12	1-1/4	1.090	---
SS6408-16	1	1-5/16-12	1-1/2	1.118	---

SWAGELOK: SS-X-HPST / SSP: XCGP /  
PARKER: XHP50N-SS / AEROQUIP: 259-FF2138-X

## MALE SAE O-RING BOSS HOLLOW HEX PLUG



PART	(A) MORB SIZE	(A) MORB THREAD	HEX SIZE	(L)	LIST PRICE
SS6408-HH-02	1/8	5/16-24	1/8	.401	---
SS6408-HH-04	1/4	7/16-20	3/16	.468	---
SS6408-HH-06	3/8	9/16-18	1/4	.500	---
SS6408-HH-08	1/2	3/4-16	5/16	.578	---
SS6408-HH-10	5/8	7/8-14	3/8	.649	---
SS6408-HH-12	3/4	1-1/16-12	9/16	.767	---
SS6408-HH-16	1	1-5/16-12	5/8	.767	---

SWAGELOK: SS-X-PST / SSP: XGP / PARKER: XP50N-SS /  
AEROQUIP: 259-900598-X

## MALE JIC X FEMALE JIC 90



PART	JIC TUBE SIZE 1	JIC FEMALE SWIVEL SIZE 2	LIST PRICE
SS6500-04-04	1/4	1/4	---
SS6500-06-06	3/8	3/8	---
SS6500-08-08	1/2	1/2	---
SS6500-10-10	5/8	5/8	---
SS6500-12-12	3/4	3/4	---
SS6500-16-16	1	1	---
SS6500-20-20	1-1/4	1-1/4	---

## MALE PIPE X FEMALE JIC 90



PART	MNPT SIZE 1	JIC FEMALE SWIVEL SIZE 2	LIST PRICE
SS6501-04-04	1/4	1/4	---
SS6501-04-06	1/4	3/8	---

**FEMALE JIC SWIVELS**

316 STAINLESS STEEL ADAPTERS

**MALE JIC X FEMALE JIC SWIVEL 45**

PART	JIC TUBE SIZE 1	JIC FEMALE SWIVEL SIZE 2	LIST PRICE
SS6502-04-04	1/4	1/4	---
SS6502-06-06	3/8	3/8	---
SS6502-08-08	1/2	1/2	---
SS6502-10-10	5/8	5/8	---
SS6502-12-12	3/4	3/4	---
SS6502-16-16	1	1	---
SS6502-20-20	1-1/4	1-1/4	---

**MALE NPT X FEMALE JIC SWIVEL**

PART	(A) MNPT SIZE	(B) FJIC SIZE	(A) MNPT THREAD	(B) FJIC THREAD	(L)	LIST PRICE
SS6505-04-04	1/4	1/4	1/4-18	7/16-20	1.807	---
SS6505-06-06	3/8	3/8	3/8-18	9/16-18	1.952	---
SS6505-08-08	1/2	1/2	1/2-14	3/4-16	2.358	---
SS6505-12-12	3/4	3/4	3/4-14	1-1/16-12	2.668	---
SS6505-16-16	1	1	1-11 1/2	1-5/16-12	3.055	---

SWAGELOK: JSX-XC / PARKER: XXXF6X-SS / AEROQUIP: 259-2018-X-X

**FEMALE NPT X FEMALE JIC SWIVEL**

PART	(A) FNPT SIZE	(B) FJIC SIZE	(A) FNPT THREAD	(B) FJIC THREAD	(L)	LIST PRICE
SS6506-04-04	1/4	1/4	1/4-18	7/16-20	1.862	---
SS6506-06-06	3/8	3/8	3/8-18	9/16-18	2.011	---
SS6506-08-08	1/2	1/2	1/2-14	3/4-16	2.389	---
SS6506-12-12	3/4	3/4	3/4-14	1-1/16-12	2.673	---
SS6506-16-16	1	1	1-11 1/2	1-5/16-12	3.114	---

SWAGELOK: JSX-XFC / PARKER: X-XG6X-SS / AEROQUIP: 259-2242-X-X

**FEMALE JIC X FEMALE JIC**

PART	(A) FNPT SIZE	(B) FJIC SIZE	(A) FNPT THREAD	(B) FJIC THREAD	(L)	LIST PRICE
SS6565-04-04	1/4	1/4	1/4-18	7/16-20	1.862	---
SS6565-06-06	3/8	3/8	3/8-18	9/16-18	2.011	---
SS6565-08-08	1/2	1/2	1/2-14	3/4-16	2.389	---
SS6565-12-12	3/4	3/4	3/4-14	1-1/16-12	2.673	---



## FEMALE JIC SWIVELS

316 STAINLESS STEEL ADAPTERS

### MALE JIC X MALE ORB ELBOW



PART	(A) FNPT SIZE	(B) FJIC SIZE	(A) FNPT THREAD	(B) FJIC THREAD	(L)	LIST PRICE
SS6801-04-04	1/4	1/4				---
SS6801-04-06	1/4	3/8				---
SS6801-04-08	1/4	1/2				---
SS6801-06-04	3/8	1/4				---
SS6801-06-06	3/8	3/8				---
SS6801-06-08	3/8	1/2				
SS6801-08-06	1/2	3/8				
SS6801-08-08	1/2	1/2				
SS6801-08-10	1/2	5/8				
SS6801-08-12	1/2	3/4				
SS6801-08-16	1/2	1				
SS6801-12-12	3/4	3/4				
SS6801-16-16	1	1				

### JIC TO O-RING 45° ELBOW



PART	JIC TUBE SIZE 1	O-RING SIZE 2	LIST PRICE
SS6802-04-04	1/4	1/4	---
SS6802-06-06	3/8	3/8	---
SS6802-08-08	1/2	1/2	---
SS6802-12-12	3/4	3/4	---
SS6802-16-16	1	1	---

### FEMALE JIC TO WELD-ON



PART	JIC TUBE SIZE 1	WELD-ON SIZE 2	LIST PRICE
SSWO-04FJ	1/4	1/4	---
SSWO-06FJ	3/8	3/8	---
SSWO-08FJ	1/2	1/2	---
SSWO-12FJ	3/4	3/4	---
SSWO-16FJ	1	1	---
SSWO-20FJ	1-1/4	1-1/4	---
SSWO-24FJ	1-1/2	1-1/2	
SSWO-32FJ	2	2	

**CRIMP HOSE FITTINGS**

316 STAINLESS STEEL ADAPTERS

**STRAIGHT MALE NPT PIPE - RIGID**

PART	HOSE DASH SIZE	HOSE I.D. (INCHES)	THREAD DASH SIZE	MNPT THREAD	(L)	LIST PRICE
SS43-04-04MP	-04	1/4	-04	1/4-18	1.862	---
SS43-04-06MP	-04	1/4	-06	3/8-18	2.011	---
SS43-06-04MP	-06	3/8	-04	1/4-18	2.389	---
SS43-06-06MP	-06	3/8	-06	3/8-18	2.673	---
SS43-08-08MP	-08	1/2	-08	1/2-14	3.114	---
SS43-10-08MP	-10	5/8	-08	1/2-14	1.590	---
SS43-12-12MP	-12	3/4	-12	3/4-14	1.897	---
SS43-16-16MP	-16	1	-16	1-11-1/2		---

PARKER: 10143-X-XC

**STRAIGHT FEMALE JIC - SWIVEL**

PART	HOSE DASH SIZE	HOSE I.D. (INCHES)	THREAD DASH SIZE	FJIC THREAD	(L)	LIST PRICE
SS43-04-04FJ	-04	1/4	-04	7/16-20	1.862	---
SS43-04-06FJ	-04	1/4	-06	9/16-18	2.011	---
SS43-06-04FJ	-06	3/8	-04	7-16-20	2.389	---
SS43-06-06FJ	-06	3/8	-06	9/16-18	2.673	---
SS43-06-08FJ	-06	3/8	-08	3/4-16	3.114	---
SS43-08-08FJ	-08	1/2	-08	3/4-16	1.590	---
SS43-08-10FJ	-08	1/2	-10	7/8-14	1.897	---
SS43-10-10FJ	-10	5/8	-10			
SS43-12-12FJ	-12	3/4	-12			
SS43-16-16FJ	-16	1	-16			

PARKER: 10643-X-XC

**90 DEGREE FEMALE JIC - SWIVEL**

PART	HOSE DASH SIZE	HOSE I.D. (INCHES)	THREAD DASH SIZE	FJIC THREAD	LIST PRICE
SS43-04-04FJ90	-04	1/4	-04	7/16-20	---
SS43-04-06FJ90	-04	1/4	-06	9/16-18	---
SS43-06-06FJ90	-06	3/8	-06	9/16-18	---
SS43-08-08FJ90	-08	1/2	-08	3/4-16	---
SS43-12-12FJ90	-12	3/4	-12	1-1/16-12	---
SS43-16-16FJ90	-16	1	-16	1-5/16-12	---

PARKER: 10143-X-XC

# CRIMP HOSE FITTINGS

316 STAINLESS STEEL ADAPTERS

## 45 DEGREE FEMALE JIC - SWIVEL



PART	HOSE DASH SIZE	HOSE I.D. (INCHES)	THREAD DASH SIZE	FJIC THREAD	LIST PRICE
SS43-04-04FJ45	-04	1/4	-04	7/16-20	---
SS43-04-06FJ45	-04	1/4	-06	9/16-18	---
SS43-06-06FJ45	-06	3/8	-06	9/16-18	---
SS43-08-08FJ45	-08	1/2	-08	3/4-16	---
SS43-12-12FJ45	-12	3/4	-12	1-1/16-12	---

## STRAIGHT MALE NPT - API



PART	HOSE DASH SIZE	HOSE I.D. (INCHES)	THREAD DASH SIZE	MNPT THREAD	LIST PRICE
BW-16-16API-C	-16	1	-16	1-11 1/2	----

PRODUCT SPECIFICATIONS - BW SERIES MALE API BOP CRIMP FITTING

PART	O.D. (INCHES)	I.D. (INCHES)	LENGTH (INCHES)	LIST PRICE
BOPF-C	2.360	2.225	5.195	----

PRODUCT SPECIFICATIONS - BW SERIES MALE API BOP CRIMP FERRULE

# MIDLAND INDUSTRIES

## NUMERICAL INDEX

Part#	Page	Part#	Page	Part#	Page	Part#	Page
0304C2	538	6402066	551	6410086	553	6803NWO8	557
0304C3	538	6402068	551	6410088	553	6803NWO10	557
0304C4	538	6402086	551	64100124	553	6803NWO12	557
0304C5	538	6402088	551	64100126	553	6803NWO16	557
0304C6	538	64020108	551	64100128	553	6804NWO4	556
0304C8	538	64020810	551	64100166	553	6804NWO6	556
0304C10	538	640201010	551	64100168	553	6804NWO8	556
0304C12	538	640201212	551	64100810	553	6804NWO10	556
0304C14	538	640201616	551	64100812	553	6804NWO12	556
0304C16	538	640202020	551	641001210	553	6804NWO16	556
0304C20	538	640304	552	641001212	553	6804NWO42	556
0304C24	538	640306	552	641001216	553	6805NWO42	557
0304C32	538	640308	552	641001612	553	6805NWO44	557
00560-04	212	6403012	552	641002012	553	6805NWO64	557
00560-05	212	6403016	552	641002016	553	6805NWO66	557
00560-06	212	6405022	552	641002412	553	6805NWO86	557
00560-08	212	6405032	552	641002416	553	6805NWO88	557
00560-10	212	6405034	552	641002420	553	6805NWO108	557
03044	538	6405042	552	641003216	553	6805NWO128	557
03045	538	6405044	552	641003220	553	6805NWO1212	557
03046	538	6405046	552	641003224	553	6805NWO1616	557
03048	538	6405052	552	6801NWO68	556	6805NWO2020	557
03062	543	6405054	552	6801NWO4	556	6805NWO2424	557
03064	543	6405062	552	6801NWO6	556	6806NWO44	557
03065	543	6405064	552	6801NWO8	556	6806NWO66	557
03066	543	6405066	552	6801NWO10	556	6806NWO86	557
03068	543	6405068	552	6801NWO12	556	6806NWO88	557
03182	538	6405084	552	6801NWO16	556	6806NWO1212	557
03183	538	6405086	552	6801NWO20	556	6806NWO1616	557
03184	538	6405088	552	6801NWO24	556	6809NWO44	557
03185	538	64050104	552	6801NWO32	556	6809NWO66	557
03186	538	64050106	552	6801NWO46	556	6809NWO88	557
03188	538	64050108	552	6801NWO48	556	6809NWO1212	557
03192	538	64050126	552	6801NWO54	556	6815NWO44	558
03193	538	64050128	552	6801NWO64	556	6815NWO66	558
03194	538	64050168	552	6801NWO84	556	6815NWO88	558
03195	538	64050812	552	6801NWO86	556	6815NWO1010	558
03196	538	640501012	552	6801NWO106	556	6815NWO1212	558
03198	538	640501212	552	6801NWO108	556	6900O42	558
3895BA	173	640501216	552	6801NWO128	556	6900O44	558
5406C2	547	640501612	552	6801NWO610	556	6900O46	558
5406C4	547	640501616	552	6801NWO612	556	6900O64	558
5406C6	547	640501620	552	6801NWO810	556	6900O66	558
5406C8	547	640502012	552	6801NWO812	556	6900O68	558
5406C12	547	640502016	552	6801NWO816	556	6900O84	558
5406C16	547	640502020	552	6801NWO1016	556	6900O86	558
5406FLP2	547	640502416	552	6801NWO1210	556	6900O88	558
5406FLP4	547	640502420	552	6801NWO1216	556	6900O104	558
5406FLP6	547	640502424	552	6801NWO1612	556	6900O106	558
5406FLP8	547	6405O3224	552	6801NWO1614	556	6900O108	558
5406FLP12	547	6405O3232	552	6801NWO1620	556	6900O126	558
5406HHP2	547	6408HO2	553	6801NWO1624	556	6900O128	558
5406HHP4	547	6408HO3	553	6801NWO2012	556	6900O812	558
5406HHP6	547	6408HO4	553	6801NWO2016	556	6900O1012	558
5406HHP8	547	6408HO5	553	6801NWO2024	556	6900O1212	558
5406HHP12	547	6408HO6	553	6801NWO2420	556	6900O1612	558
5406HHP16	547	6408HO8	553	6802NWO2	557	6900O1616	558
5406HHP20	547	6408HO10	553	6802NWO4	557	6901NWO42	558
5406HHP24	547	6408HO12	553	6802NWO6	557	6901NWO44	558
5406HHP32	547	6408HO14	553	6802NWO8	557	6901NWO64	558
5406P2	546	6408HO16	553	6802NWO10	557	6901NWO66	558
5406P4	546	6408HO20	553	6802NWO12	557	6901NWO68	558
5406P6	546	6408HO24	553	6802NWO16	557	6901NWO84	558
5406P8	546	6408O2	553	6802NWO20	557	6901NWO86	558
5406P12	546	6408O3	553	6802NWO24	557	6901NWO88	558
5406P16	546	6408O4	553	6802NWO32	557	6901NWO104	558
5406P20	546	6408O5	553	6802NWO46	557	6901NWO106	558
5406P24	546	6408O6	553	6802NWO68	557	6901NWO108	558
5406P32	546	6408O8	553	6802NWO86	557	6901NWO126	558
5406SHP2	547	6408O10	553	6802NWO108	557	6901NWO128	558
5406SHP4	547	6408O12	553	6802NWO108	557	6901NWO812	558
5406SHP6	547	6408O14	553	6802NWO810	557	6901NWO816	558
5406SHP8	547	6408O16	553	6802NWO812	557	6901NWO1212	558
5406SHP12	547	6408O20	553	6802NWO1012	557	6901NWO1612	558
5406SHP16	547	6408O24	553	6802NWO1216	557	6901NWO1616	558
5406SHP20	547	6408O32	553	6802NWO1612	557	6901NWO2012	558
5406SHP24	547	6410O46	553	6802NWO1620	557	6901NWO2016	558
5406SHP32	547	6410O64	553	6802NWO2016	557	6901NWO2020	558
6402O44	551	6410O68	553	6803NWO2	557	6901NWO2424	558
6402O46	551	6410O84	553	6803NWO4	557	6901NWO3232	558
				6803NWO6	557	6902NWO42	559

# MIDLAND INDUSTRIES

## NUMERICAL INDEX

Part#	Page	Part#	Page	Part#	Page	Part#	Page
6902NWO44	559	9600MJ3	310	9650G10	301	10014	89
6902NWO46	559	9600MJ4	310	9650G10SE	301	10015	89
6902NWO64	559	9600MJ6	310	9650G12	301	10015L	89
6902NWO66	559	9600MJ8	310	9650G12SE	301	10016	89
6902NWO68	559	9600MJ10	310	9650G23	303	10017	89
6902NWO84	559	9600MJ12	310	9650G46	303	10017L	89
6902NWO86	559	9610F3	308	9650G120	303	10018	89
6902NWO88	559	9610F4	308	9650G812	303	10019	89
6902NWO108	559	9610F6	308	9650IP23	303	10019L	89
6902NWO128	559	9610F8	308	9650IP46	303	10020	89
6902NWO1212	559	9610F10	308	9650IP812	303	10020L	89
6902NWO1616	559	9610F12	308	9650L2	301	10021	89
7202NWO42	565	9610F25	308	9650L2.5	301	10022	89
7202NWO44	565	9610NYCF3	308	9650L2SE	301	10026	89
7202NWO64	565	9610NYCF4	308	9650L3	301	10028	89
7202NWO66	565	9610NYCF6	308	9650L3SE	301	10030	89
7202NWO68	565	9610NYCF8	308	9650L4	301	10031	89
7202NWO86	565	9610NYCF10	308	9650L4SE	301	10032	89
7202NWO88	565	9610NYCF12	308	9650L5	301	10038	90
7202NWO108	565	9610NYCF25	308	9650L5SE	301	10039	90
7202NWO812	565	9640FL2	314	9650L6	301	10040	90
7202NWO1212	565	9640FL3	314	9650L6SE	301	10041	90
7202NWO1216	565	9640FL4	314	9650L8	301	10042	90
7202NWO1616	565	9640FL6	314	9650L8SE	301	10043	90
7205NWO410	567	9640FL8	314	9650L10	301	10044	90
7205NWO412	567	9640FL25	314	9650L10SE	301	10045	90
7205NWO414	567	9640RT2	313	9650L12	301	10046	90
7205NWO512	567	9640RT3	313	9650L12SE	301	10047	90
7205NWO614	567	9640RT4	313	9650L23	303	10048	90
7205NWO616	567	9640RT6	313	9650L46	303	10049	90
7205NWO816	567	9640RT8	313	9650L120	303	10052	90
7205NWO818	567	9640RT25	313	9650L812	303	10054	90
7205NWO822	567	9640TH2	313	9650RP12	303	10056	90
7205NWO1018	567	9640TH3	313	9650RP23	303	10058	90
8555H8	567	9640TH4	313	9650RP46	303	10062	90
8555H10	567	9640TH6	313	9650WH23	303	10063	90
8555H12	567	9640TH25	313	9650WH46	303	10064	90
8555H14	567	9642FL2	312	9650WH812	303	10065	90
8555H16	567	9642FL3	312	9660G2	302	10066	90
8555H18	567	9642FL4	312	9660G2.5	302	10067	90
8555H20	567	9642FL6	312	9660G2.5SE	302	10068	90
8555H22	567	9642FL8	312	9660G2SE	302	10069	90
8555H26	567	9642FL10	312	9660G3	302	10073	91
8555H27	567	9642FL12	312	9660G3SE	302	10074	91
8555H30	567	9642FL25	312	9660G4	302	10075	91
8555P10	567	9642TH03	312	9660G4SE	302	10075EH	91
8555P12	567	9642TH04	312	9660G6	302	10076	91
8555P14	567	9642TH05	312	9660G6SE	302	10077	91
8555P16	567	9642TH06	312	9660G8	302	10078	91
8555P18	567	9642TH07	312	9660G8SE	302	10079	91
8555P20	567	9642TH08	312	9660G10	302	10080	91
8555P22	567	9642TH09	312	9660G10SE	302	10081	91
8555P26	567	9642TH10	312	9660G12	302	10084	91
8555P30	567	9650EX1224	303	9660G12SE	302	10085	91
9522H2	566	9650EX1236	303	9660L2	302	10086	91
9522H4	566	9650EX1248	303	9660L2.5	302	10087	91
9522H6	566	9650EX1260	303	9660L2SE	302	10088	91
9522H8	566	9650EX1272	303	9660L3	302	10089	91
9522H12	566	9650EX2324	303	9660L3SE	302	10090	91
9522H16	566	9650EX2336	303	9660L4	302	10095	91
9522P2	566	9650EX2348	303	9660L4SE	302	10097	91
9522P4	566	9650EX2360	303	9660L5	302	10098	91
9522P6	566	9650EX2372	303	9660L5SE	302	10099	91
9522P8	566	9650EX4624	303	9660L6	302	10104	92
9522P12	566	9650EX4636	303	9660L6SE	302	10105	92
9522P16	566	9650EX4648	303	9660L8	302	10106	92
9600FJ3	311	9650EX4660	303	9660L8SE	302	10106L	92
9600FJ4	311	9650EX4672	303	9660L10	302	10107	92
9600FJ6	311	9650G2	301	9660L10SE	302	10108	92
9600FJ8	311	9650G2.5	301	9660L12	302	10108L	92
9600FJ10	311	9650G2.5SE	301	9660L12SE	302	10109	92
9600FJ12	311	9650G2SE	301	10001	89	10109L	92
9600FL3	309	9650G3	301	10002	89	10110	92
9600FL4	309	9650G3SE	301	10003	89	10110L	92
9600FL6	309	9650G4	301	10003L	89	10111	92
9600FL8	309	9650G4SE	301	10004	89	10112	92
9600FL10	309	9650G6	301	10005	89	10115	92
9600FL12	309	9650G6SE	301	10006	89	10116	92
9600FL25	309	9650G8	301	10007	89	10117	92
9600IPA412	315	9650G8SE	301	10013	89	10118	92

# MIDLAND INDUSTRIES

## NUMERICAL INDEX

Part#	Page	Part#	Page	Part#	Page	Part#	Page
10119	92	10257	95	10313	97	10483	100
10120	92	10258	95	10314	97	10483L	100
10121	92	10259	95	10315	97	10484	100
10122	92	10259L	95	10316	97	10484L	100
10123	92	10260	95	10317	97	10485	100
10126	92	10260L	95	10318	97	10486	100
10127	92	10261	95	10319	97	10487	100
10131	92	10262	95	10320	97	10488	100
10133	92	10262L	95	10320B	97	10489	100
10135	99	10263	95	10321	97	10493	100
10136	99	10263L	95	10321L	97	10494	100
10137	99	10263SS	95	10322	97	10495	100
10138	99	10264	95	10323	97	10496	100
10139	99	10264L	95	10324	97	10497	100
10157	93	10264SS	95	10325	97	10600	100
10158	93	10265	95	10325L	97	10612	100
10159	93	10265L	95	10326	97	12001	105
10160	93	10266	95	10327	97	12002	105
10161	93	10267	95	10328	97	12003	105
10162	93	10268	95	10329	97	12004	105
10163	93	10268L	95	10333	97	12005	105
10164	93	10269	95	10343	97	12006	105
10165	93	10269L	95	10344	97	12007	105
10170	93	10270	95	10345	97	12008	105
10175	93	10271	95	10350	97	12009	105
10176	93	10272	95	10351	97	12010	105
10181	93	10272L	95	10352	97	12011	105
10189	93	10273	95	10354	97	12012	105
10203	93	10273L	95	10355	97	12013	105
10204	93	10274	95	10373	98	12014	105
10205	93	10275	95	10375	98	12015	105
10207	93	10276	95	10376	98	12016	105
10208	93	10277	95	10382	98	12017	105
10209	93	10278	95	10405	98	12018	105
10210	93	10279	95	10406	98	12022	106
10211	93	10280	95	10407	98	12023	106
10212	93	10283	96	10408	98	12024	106
10213	93	10283B	96	10409	98	12025	106
10214	93	10284	96	10410	98	12026	106
10215	93	10284B	96	10411	98	12027	106
10216	93	10285	96	10412	98	12028	106
10218	93	10286	96	10416	98	12029	106
10227	94	10286B	96	10419	98	12030	106
10228	94	10286L	96	10421	98	12031	106
10228L	94	10287	96	10438	99	12032	106
10229	94	10287B	96	10440	99	12033	106
10229L	94	10288	96	10441	99	12034	106
10230	94	10289	96	10442	99	12035	106
10231	94	10290	96	10443	99	12036	106
10232	94	10290B	96	10444	99	12037	106
10233	94	10291	96	10448	99	12038	106
10234	94	10291B	96	10448B	99	12039	106
10235	94	10292	96	10449	99	12040	106
10235L	94	10293	96	10449B	99	12041	106
10236	94	10293B	96	10450	99	12042	106
10236L	94	10294	96	10451	99	12043	106
10237	94	10294B	96	10452	99	12044	106
10237L	94	10295	96	10452B	99	12045	106
10238	94	10295B	96	10453	99	12046	106
10239	94	10295L	96	10453B	99	12047	106
10240	94	10296	96	10454	99	12048	106
10240L	94	10297	96	10455	99	12049	106
10241	94	10298	96	10455B	99	12050	106
10241L	94	10298B	96	10456	99	12051	106
10242	94	10299	96	10456B	99	12052	106
10242L	94	10299B	96	10457	99	12053	106
10243	94	10300	96	10458	99	12055	106
10244	94	10300B	96	10459	99	12056	107
10244L	94	10301	96	10460	99	12057	107
10245	94	10302	96	10461	99	12058	107
10246	94	10302B	96	10462	99	12059	107
10247	94	10303	96	10463	99	12060	107
10248	94	10303B	96	10464	99	12061	107
10253	95	10303L	96	10467	99	12062	107
10254	95	10304	96	10468	99	12063	107
10255	95	10305	96	10469	99	12064	107
10255L	95	10306	96	10470	99	12065	107
10256	95	10307	96	10473	99	12066	107
10256L	95	10311	96	10481	100	12067	107
10256WC	92	10312	97	10482	100	12068	107

# MIDLAND INDUSTRIES

## NUMERICAL INDEX

Part#	Page	Part#	Page	Part#	Page	Part#	Page
12070	107	18011	110	18146L	112	18229B	114
12072	107	18028	116	18148	112	18230	114
12073	107	18029	116	18149	112	18232	114
12074	107	18030	116	18150	112	18232B	114
12075	107	18033	110	18152	112	18233	114
12076	107	18034	110	18153	112	18233B	114
12077	107	18035	110	18153L	112	18234	114
12079	107	18035L	110	18154	112	18234B	114
12081	107	18036	110	18154L	112	18235	114
12082	107	18037	110	18155	112	18235B	114
12085	107	18037L	110	18156	112	18236	114
12086	107	18038	110	18157	112	18237	114
12087	107	18039	110	18158	112	18237B	114
12088	107	18039L	110	18158L	112	18238	114
12089	107	18040	110	18159	112	18238B	114
12090	107	18040L	110	18159L	112	18239	114
12091	108	18041	110	18162	112	18240	114
12092	108	18042	110	18162L	112	18241	114
12093	108	18043	110	18163	112	18241B	114
12094	108	18062	110	18164	112	18242	114
12095	108	18063	110	18165	112	18243	114
12096	108	18064	110	18166	112	18245	114
12097	108	18064L	110	18175	113	18246	114
12098	108	18065	110	18176	113	18247	114
12099	106	18066	110	18177	113	18248	114
12100	108	18066L	110	18178	113	18251	115
12101	108	18067	110	18179	113	18252	115
12102	108	18068	110	18179L	113	18253	115
12103	108	18068L	110	18180	113	18253B	115
12104	106	18069	110	18180L	113	18254	115
12105	106	18069L	110	18181	113	18255	115
12110	108	18070	110	18182	113	18256	115
12111	108	18071	110	18183	113	18257	115
12112	108	18071L	110	18184	113	18258	115
12114	107	18076	111	18184L	113	18259	115
12115	107	18077	111	18185	113	18260	115
12118	108	18078	111	18186	113	18261	115
12119	108	18079	111	18187	113	18262	115
12120	108	18080	111	18187L	113	18263	115
12121	108	18081	111	18188	113	18264	115
12260	105	18082	111	18188L	113	18265	115
12261	105	18083	111	18189	113	18267	115
12262	105	18084	111	18189L	113	18268	115
12263	105	18101	111	18190	113	18273	115
12264	105	18101B	111	18190L	113	18274	115
12265	105	18102	111	18191	113	18275	115
12266	105	18103	111	18192	113	18276	115
12268	105	18103B	111	18193	113	18280	115
12269	105	18104	111	18193L	113	18281	115
12270	105	18105	111	18194	113	18282	115
12271	105	18105B	111	18194L	113	18290	115
12274	105	18106	111	18195	113	18291	115
12275	105	18107	111	18195L	113	18292	115
16001	117	18108	111	18196	113	18293	115
16002	117	18109	111	18197	113	18294	115
16003	117	18110	111	18198	113	18295	115
16004	117	18115	111	18199	113	18296	115
16009	117	18116	111	18200	113	18297	115
16010	117	18117	111	18201	113	18298	115
16011	117	18118	111	18202	113	18299	115
16090	117	18119	111	18203	113	18300	115
16117	117	18122B	112	18204	113	18301	115
16118	117	18123	112	18205	113	18302	115
16119	117	18124	112	18207	113	18307	116
16121	117	18124B	112	18216	113	18314	116
16122	117	18125	112	18219	114	18316	116
16123	117	18126	112	18220	114	18325	116
16127	117	18127	112	18220B	114	18328	116
16128	117	18128	112	18221	114	18329	116
16130	117	18129	112	18221B	114	18330	116
18001	110	18130	112	18223	114	18331	116
18002	110	18135	112	18224	114	18332	116
18003	110	18136	112	18224B	114	18333	116
18004	110	18142	112	18225	114	18334	116
18005	110	18143	112	18225B	114	18335	116
18006	110	18143L	112	18226	114	18336	116
18007	110	18144	112	18227	114	18338	116
18008	110	18145	112	18228	114	18339	116
18009	110	18145L	112	18228B	114	18534	63
18010	110	18146	112	18229	114	20001	125

# MIDLAND INDUSTRIES

## NUMERICAL INDEX

Part#	Page	Part#	Page	Part#	Page	Part#	Page
20001C	142	20035	125	20060SS	140	20086NIC	137
20012	125	20035C	142	20061	126	20086SS	140
20015	125	20035N	130	20061C	143	20087	126
20015C	142	20035NIC	136	20061N	131	20087C	143
20015N	130	20035P	402	20061NIC	137	20087N	131
20015NIC	136	20036	125	20061P	402	20087NIC	137
20015SS	140	20036C	142	20061SS	140	20087SS	140
20016C	142	20036N	130	20062	126	20088	126
20016N	130	20036NIC	136	20062C	143	20088C	143
20017	125	20036P	402	20062N	131	20088N	131
20017C	142	20037	125	20062NIC	137	20088NIC	137
20017N	130	20037C	142	20062P	402	20089	127
20017NIC	136	20037N	130	20063	126	20089N	132
20018	125	20037NIC	136	20063C	143	20089S	127
20018C	142	20038	125	20063N	131	20090	127
20018N	130	20038N	130	20063NIC	137	20090C	143
20018NIC	136	20039	126	20063P	402	20090S	127
20018P	401	20045	126	20063SS	140	20091	127
20019	125	20046	126	20064	127	20091C	143
20019C	142	20046N	131	20065	127	20091N	132
20019N	130	20046NIC	137	20066	127	20092	126
20019NIC	136	20047N	131	20067	127	20092C	143
20019P	401	20047NIC	137	20068	127	20092N	131
20019SS	140	20048	126	20068N	131	20092NIC	137
20020	125	20048N	131	20068P	402	20092SS	140
20020C	142	20048NIC	137	20069	127	20093	128
20020N	130	20049	126	20069N	131	20094N	132
20020NIC	136	20049C	143	20069P	402	20095	128
20020P	401	20049N	131	20070	127	20098	128
20020SS	140	20049NIC	137	20070P	402	20099	128
20021	125	20050	126	20072	127	20099C	144
20021C	142	20050C	143	20072N	131	20100	128
20021N	130	20050N	131	20072P	402	20100C	144
20021NIC	136	20050NIC	137	20073	127	20101	128
20021P	401	20050P	402	20073N	131	20102	128
20021SS	140	20051	126	20073P	402	20103	128
20022	125	20052	126	20074	127	20103C	144
20022C	142	20053	126	20075	127	20103N	132
20022N	130	20053C	143	20076	126	20103NIC	138
20023	126	20053N	131	20076N	131	20104	128
20023N	131	20053NIC	137	20076NIC	137	20104C	144
20023NIC	137	20054	126	20077	126	20105	128
20024C	142	20054C	143	20077C	143	20105C	144
20024N	130	20054N	131	20078	126	20105N	132
20025	125	20054NIC	137	20078C	143	20105NIC	138
20025C	142	20054P	402	20079	126	20106	128
20025N	130	20054SS	140	20079C	143	20106C	144
20025NIC	136	20055	126	20079N	131	20106N	132
20026	125	20055C	143	20079NIC	137	20106NIC	138
20026C	142	20055N	131	20080	126	20107	128
20026N	130	20055NIC	137	20080C	143	20107C	144
20026NIC	136	20055P	402	20080N	131	20107N	132
20027	125	20055SS	140	20080NIC	137	20107NIC	138
20027C	142	20056	126	20081	126	20108	128
20028	125	20056C	143	20081C	143	20108C	144
20028C	142	20056N	131	20081N	131	20108N	132
20028N	130	20056NIC	137	20081NIC	137	20108NIC	138
20028NIC	136	20056P	402	20081SS	140	20109	128
20028P	401	20056SS	140	20082	126	20109C	144
20028SS	140	20057	126	20082C	143	20109N	132
20029	125	20057C	143	20082N	131	20110	128
20029C	142	20057N	131	20082NIC	137	20110C	144
20029N	130	20057NIC	137	20082SS	140	20110N	132
20029NIC	136	20057P	402	20083	126	20111	128
20029P	401	20058	126	20083C	143	20111C	144
20030	125	20058C	143	20083N	131	20111N	132
20030C	142	20058N	131	20083NIC	137	20113	128
20030N	130	20058NIC	137	20083SS	140	20115	128
20030NIC	136	20058P	402	20084	126	20116	128
20030P	401	20058SS	140	20084C	143	20117	128
20031	125	20059	126	20084N	131	20118	128
20031C	142	20059C	143	20084NIC	137	20119	128
20031N	130	20059N	131	20084SS	140	20120	128
20032	125	20059NIC	137	20085	126	20121C	144
20032N	130	20059P	402	20085C	143	20123N	132
20032NIC	136	20059SS	140	20085N	131	20123NIC	138
20034	125	20060	126	20085NIC	137	20124N	132
20034C	142	20060C	143	20086	126	20125N	132
20034N	130	20060N	131	20086C	143	20125NIC	138
20034NIC	136	20060NIC	137	20086N	131	20127C	144



# MIDLAND INDUSTRIES

## NUMERICAL INDEX

Part#	Page	Part#	Page	Part#	Page	Part#	Page
20127N	132	20184NIC	137	20517C	143	20632	146
20127NIC	138	20185C	142	20518C	143	20632N	134
20127P	401	20187C	145	20519C	144	20632NIC	139
20128C	144	20188C	145	20524P	402	20633	146
20128N	132	20189C	145	20525P	402	20633N	134
20128NIC	138	20192	127	20528P	402	20633NIC	139
20128P	401	20194C	145	20529P	402	20634	146
20129C	144	20195C	145	20530	126	20634N	134
20129N	132	20200	120	20530C	143	20634NIC	139
20129NIC	138	20206N	134	20530N	131	20634NIC	139
20129P	401	20206NIC	139	20530NIC	137	20635	146
20135C	144	20211	120	20531	126	20635N	134
20136C	144	20212	120	20531C	143	20635NIC	139
20137C	144	20213	120	20531N	131	20635NIC	139
20138C	144	20214	120	20531NIC	137	20636	146
20139C	144	20240	120	20532	126	20636N	134
20140C	144	20242	120	20532N	131	20636NIC	139
20149C	142	20243	120	20532NIC	137	20637	146
20150	125	20244	120	20535	126	20637N	134
20150C	142	20245	120	20535C	143	20637NIC	139
20150N	130	20248	120	20535N	131	20638	146
20150NIC	136	20250	120	20535NIC	137	20638N	134
20151	125	20251	120	20537C	143	20642	147
20151C	142	20252	120	20537N	131	20642N	135
20151N	130	20253	120	20538	126	20642NIC	139
20151NIC	136	20256	121	20538C	143	20655	147
20151SS	140	20259	121	20538N	131	20655N	135
20152	125	20260	121	20538NIC	137	20656	147
20152C	142	20261	121	20538SS	140	20656N	135
20152N	130	20262	121	20539	126	20656NIC	139
20152NIC	136	20263	121	20539C	143	20657	147
20152P	401	20268	121	20539N	131	20657N	135
20152SS	140	20269	121	20539NIC	137	20657NIC	139
20153	125	20270	121	20551	128	20658	147
20153C	142	20271	121	20551C	142	20658N	135
20153N	130	20272	121	20552	128	20659	147
20153NIC	136	20273	121	20553	128	20659N	135
20153P	401	20274	121	20553C	142	20660	146
20153SS	140	20275	121	20553N	133	20660N	134
20154	125	20276	121	20555C	142	20660NIC	139
20154C	142	20277	121	20557C	145	20661	146
20154N	130	20278	121	20600	146	20661N	134
20154NIC	136	20279	121	20600N	133	20661NIC	139
20154P	401	20282	121	20600NIC	138	20672	147
20154SS	140	20287	121	20601	146	20673	147
20155C	142	20289	121	20601N	133	20674	147
20155N	130	20290	121	20601NIC	138	20676	147
20155NIC	136	20291	121	20602	146	20677	147
20155SS	140	20292	121	20603	146	20682	147
20156N	132	20293	121	20603N	133	20682N	135
20157N	132	20294	121	20603NIC	138	20683	147
20158C	144	20295	121	20604	146	20683N	135
20158N	132	20296	121	20604N	133	20684	147
20160C	144	20302	122	20604NIC	138	20684N	135
20160NIC	138	20303	122	20610	146	20685	147
20161	127	20304	122	20610N	133	20686	147
20162	127	20310	122	20611	146	20686N	135
20162C	144	20311	122	20611N	133	20687	147
20162N	132	20313	122	20611NIC	138	20688	147
20162NIC	138	20319	122	20612	146	20689	147
20163	127	20320	122	20612N	133	20690	147
20163C	144	20322	122	20612NIC	138	20698	147
20163N	132	20323	122	20613	146	20699	147
20163NIC	138	20324	122	20613N	133	20700N	134
20164	127	20327	122	20613NIC	139	20701N	134
20164NIC	138	20328	122	20614	146	20702N	134
20165	127	20333	120	20614N	133	20702NIC	139
20165N	132	20337	120	20614NIC	139	20702NIC	139
20166	127	20487C	145	20623N	135	20703N	134
20166C	144	20488C	145	20624N	135	20704N	134
20166N	132	20489C	145	20625N	135	20705N	134
20167	127	20510N	133	20626N	135	20706N	134
20167C	144	20511N	133	20628N	134	20707N	134
20167N	132	20512N	133	20629N	134	20708N	135
20168	127	20512P	402	20630	146	20709N	135
20168N	132	20513N	133	20630N	134	20709NIC	139
20171C	145	20514N	133	20630NIC	139	20710N	135
20182C	142	20514P	402	20631	146	20710NIC	139
20184C	143	20515C	142	20631N	134	20711	147
20184N	131	20516C	142	20631NIC	139	20711N	135

# MIDLAND INDUSTRIES

## NUMERICAL INDEX

Part#	Page	Part#	Page	Part#	Page	Part#	Page
20712N	135	20832C	144	27038	544	28080	46
20713N	135	20841N	131	27044	544	28084	48
20714N	135	20848N	131	27046	544	28085	48
20715N	135	20855	147	27048	544	28086	48
20724N	133	20856	147	28001	44	28087	48
20724P	401	20857	147	28002	44	28088	48
20725N	133	20859	147	28003	44	28089	48
20725P	401	20859NIC	139	28004	44	28090	48
20726N	133	20878P	403	28005	44	28091	47
20727C	145	20880P	403	28009	44	28092	48
20727N	133	20881P	403	28010	44	28093	48
20727NIC	138	20900P	403	28011	44	28094	48
20728C	145	20901P	403	28012	44	28095	48
20728N	133	20904P	403	28013	44	28096	48
20729N	133	20905P	403	28014	44	28101	47
20730N	133	20925P	403	28015	44	28102	47
20732N	135	20927P	403	28015B	44	28102L	47
20734N	135	20973P	402	28016	44	28103	47
20734P	401	20974P	402	28016B	44	28104	47
20735N	135	20985P	403	28017	44	28104L	47
20736P	401	20986P	403	28018	44	28105	47
20740	146	20993P	402	28019	44	28105L	47
20742P	403	21003	67	28020	44	28106	47
20743N	133	21007	67	28021	44	28106L	47
20743NIC	139	21023	67	28021B	44	28107	47
20746	147	21025	67	28022	44	28107L	47
20746N	134	21027	67	28023	44	28108	47
20747P	403	21082	67	28024	44	28109	47
20748N	134	21095	67	28025	44	28109L	47
20748P	403	21097	67	28026	44	28110	47
20749N	134	21111	67	28027	44	28110L	47
20750N	134	21113	67	28028	44	28111	47
20751N	134	21115	67	28029	45	28111L	47
20752N	134	21117	67	28030	45	28112	47
20753N	134	21119	67	28031	45	28113	47
20755P	401	21121	67	28032	44	28114	47
20756P	401	21151	67	28033	44	28115	47
20758P	401	21155	67	28034	44	28116	48
20762N	132	21161	67	28035	44	28117	48
20776P	403	21174	386	28036	44	28118	48
20777P	403	21175	386	28038	45	28119	48
20778P	403	21176	386	28039	45	28120	48
20779P	403	21177	386	28041	45	28121	48
20780	517	21178	386	28042	45	28122	48
20780C	145	21179	386	28043	45	28123	49
20781C	145	21180	386	28044	45	28124	49
20782C	145	21193	67	28045	45	28125	49
20785C	145	21195	67	28046	45	28126	49
20786C	145	21207	67	28047	45	28127	49
20787C	145	24082	540	28048	45	28128	48
20788C	145	24083	540	28049	45	28129	48
20789C	145	24084	540	28050	45	28130	48
20790	147	24085	540	28051	45	28131	49
20801	146	24086	540	28052	45	28132	49
20801N	134	24088	540	28053B	44	28133	49
20801NIC	139	25001	118	28057	45	28134	49
20803	147	25033	118	28058	45	28135	49
20803N	135	25044	542	28058L	45	28136	49
20803NIC	139	25046	542	28059	45	28140	49
20805	147	25048	542	28059	521	28141	49
20805N	135	25062	118	28059	521	28142	49
20806	146	25175	118	28059	523	28143	49
20807	146	25176	118	28059L	45	28144	49
20807N	134	25219	118	28060	45	28145	49
20808	146	25220	118	28060L	45	28146	49
20808N	134	25221	118	28061	45	28147	49
20809	147	27002	543	28061L	45	28148	49
20809N	135	27004	543	28062	45	28149	49
20810	147	27005	543	28062L	45	28150	49
20811	147	27006	543	28063	45	28151	49
20813	147	27008	543	28067	46	28152	49
20813N	134	27014	543	28068	46	28153	49
20814	147	27015	543	28069	46	28154	49
20814N	134	27016	543	28070	46	28155	49
20815	147	27018	543	28071	46	28156	46
20815N	134	27024	543	28075	46	28156S	46
20816	147	27026	543	28076	46	28157	46
20817	147	27028	543	28077	46	28157S	46
20818	147	27034	544	28078	46	28158	46
20820	147	27036	544	28079	46	28158S	46

# MIDLAND INDUSTRIES

## NUMERICAL INDEX

Part#	Page	Part#	Page	Part#	Page	Part#	Page
28159	46	28232	50	28329	53	28519S	512
28159S	46	28233	50	28330	53	28520	513
28160	46	28234	50	28333	53	28521	513
28161	46	28238	50	28335	53	28522	513
28165	47	28239	50	28336	53	28524	513
28166	47	28240	50	28337	53	28525S	512
28167	47	28245	51	28338	53	28525S	523
28168	47	28246	51	28339	53	28526S	512
28169	47	28247	51	28340	53	28528	513
28174	48	28248	51	28345	55	28530	513
28175	48	28249	51	28346	54	28531	513
28176	48	28253	51	28347	54	28532	513
28178	46	28254	51	28348	54	28533	509
28179	46	28255	51	28350	514	28534	509
28189	46	28256	51	28352	514	28534	521
28190	51	28259	47	28354	514	28534	521
28190L	51	28260	47	28364	515	28534	521
28191	51	28261	47	28365	515	28534	522
28191L	51	28261B	47	28366	515	28534	522
28192	51	28262	47	28367	515	28534	523
28192L	51	28263	47	28368	515	28534	523
28193	51	28264	47	28369	515	28534	523
28193L	51	28265	47	28370	515	28534B	509
28194	51	28265B	47	28371	515	28534B	522
28194L	51	28266	52	28372	515	28534SS	510
28195	51	28266B	52	28373	515	28535	509
28195L	51	28267	52	28374	515	28540	508
28196	51	28267B	52	28375	515	28540	521
28196L	51	28268	52	28376	515	28540	521
28197	51	28268B	52	28377	515	28540	521
28198	51	28269	52	28378	515	28540	522
28199	51	28269B	52	28380	515	28540S	508
28199L	51	28270B	52	28381	515	28540S	522
28200	48	28274	52	28382	515	28540S	522
28201	48	28275	52	28401	191	28540S	523
28201S	49	28276	52	28402	191	28540S	523
28202	48	28276B	52	28404	191	28540S	523
28202S	49	28281	52	28405	191	28540S	523
28203	48	28281F	52	28424	51	28541	508
28203S	49	28282	52	28425	51	28541S	508
28204	48	28282F	52	28426	51	28545	509
28204S	49	28283	52	28427	51	28546	509
28205	48	28284	52	28430	47	28546	521
28205S	49	28285	52	28440	53	28546	521
28207	51	28290	53	28441	53	28546	521
28207L	51	28291	53	28442	53	28546	522
28208	51	28292	53	28443	53	28546	522
28208L	51	28293	53	28475	49	28546	523
28209	51	28294	53	28476	49	28546	523
28210	50	28295	53	28481	49	28546	523
28211	50	28296	53	28482	49	28546	523
28211L	50	28298	53	28487	49	28546B	509
28212	50	28299	54	28488	49	28546B	522
28212	521	28300	54	28493	49	28546SS	510
28212	523	28300SS	55	28496	49	28547	509
28212L	50	28301	54	28497	49	28552	508
28213	50	28301SS	55	28498	49	28552	522
28213L	50	28302	54	28499	49	28552S	508
28214	50	28303	54	28500	512	28553	508
28214L	50	28303SS	55	28501	512	28553S	508
28215	50	28304	54	28501B	512	28557	509
28215L	50	28304SS	55	28502	512	28558	509
28216L	50	28305	54	28503	512	28559	509
28218	50	28306	55	28504	512	28560	510
28220	50	28307	55	28507	512	28560SS	510
28220L	50	28308	55	28507S	512	28561	509
28221	50	28309	55	28508	512	28562	508
28221L	50	28310	55	28509	512	28562S	508
28222	50	28311	54	28510	512	28564	508
28222L	50	28312	55	28510B	512	28564S	508
28223	50	28313	54	28511	512	28565	508
28223L	50	28315	54	28512	512	28565S	509
28224	50	28316	54	28512	523	28566	508
28224L	50	28317	54	28513	512	28566S	509
28225	50	28318	54	28514S	512	28578	511
28225L	50	28319	54	28515	512	28579	510
28227	50	28320	55	28516	512	28584	511
28229	51	28321	54	28516S	512	28585	511
28230	50	28322	54	28517	512	28586	511
28231	50	28325	55	28518	513	28587	511

# MIDLAND INDUSTRIES

## NUMERICAL INDEX

NUMERICAL INDEX

Part#	Page	Part#	Page	Part#	Page	Part#	Page
28589	510	28690	510	28816P	395	30073	80
28593	511	28691	510	28818P	395	30074	80
28594	511	28693P	396	28819P	394	30078	79
28595	511	28694P	396	28819W	394	30083	79
28597	511	28695P	396	28957	102	30087	79
28601	511	28696P	396	28958	102	30088	79
28601B	394	28697P	396	28959	102	30088S	79
28601W	394	28698P	396	28960	102	30093	79
28602B	394	28699P	396	28961	102	30094	79
28602W	394	28701	102	28962	102	30098	80
28603	511	28702	102	28963	102	30099	80
28603B	394	28703	102	28964	102	30100	80
28603W	394	28703W	394	28966	102	30103	81
28604B	394	28704	102	28969	102	30103B	81
28604W	394	28704P	394	28970	102	30103P	400
28605B	394	28704W	394	28996	390	30123	82
28605W	394	28705	102	28997	390	30128	82
28606W	394	28705W	394	28998	390	30133	82
28607W	394	28706	102	28999	390	30135	82
28608W	394	28706W	394	30000	78	30136	82
28609W	394	28707	102	30001	78	30137	82
28611B	395	28707W	394	30006	78	30138	82
28611W	395	28708	102	30011	78	30139	82
28612B	395	28709	102	30012	78	30140	86
28612W	395	28710	102	30013	78	30141	86
28613B	395	28711	102	30013LF	206	30142	81
28613W	395	28712	102	30016	78	30150	81
28614B	395	28713	102	30017	78	30150R	81
28614P	395	28714	102	30018	78	30151	81
28614W	395	28715	102	30019LF	206	30160	86
28615P	395	28716	102	30020LF	206	30161	85
28615W	395	28717	102	30021	80	30162	85
28616W	395	28718	102	30022	80	30163	85
28617W	395	28719	102	30025	83	30180	81
28618W	395	28720W	394	30026	81	30180F	81
28619P	395	28721W	394	30027	83	30181	79
28619W	395	28723P	394	30027SS	83	30182	79
28620W	395	28723W	394	30028	83	30183	79
28622W	395	28724F	103	30029	83	30184	79
28623B	395	28724W	394	30029SS	83	30200	71
28625B	395	28725W	394	30030	83	30200SS	76
28640W	396	28726W	394	30031	83	30201	71
28641W	396	28727W	394	30032	83	30201SS	76
28642W	396	28731F	103	30032SS	83	30202	71
28643W	396	28733F	103	30033	83	30203	71
28659P	395	28736F	103	30033SS	83	30203SS	76
28659W	395	28738F	103	30034	83	30204	71
28660P	395	28741W	394	30034SS	83	30204SS	76
28660W	395	28742F	103	30035	83	30205	71
28661P	395	28742P	394	30039	83	30206	71
28661W	395	28743P	394	30040	83	30206SS	76
28663P	395	28743W	394	30040SS	83	30207	71
28663W	395	28744P	394	30041	83	30207SS	76
28663W	395	28744W	394	30041SS	83	30208	71
28664P	395	28745W	394	30042	83	30209	71
28664W	395	28746W	394	30042SS	83	30210	71
28666P	395	28747W	394	30043	83	30210SS	76
28666W	395	28748	102	30044	83	30211	71
28667W	395	28749	102	30045	83	30212	71
28668P	395	28752	102	30046	83	30213	71
28668W	395	28753	102	30047	79	30214	71
28671P	395	28754	102	30048	79	30215	71
28671W	395	28756	102	30049	79	30215SS	76
28672P	395	28760F	103	30050	82	30216	71
28672W	395	28762F	103	30051	82	30217	71
28674W	395	28762W	396	30052	82	30218	71
28675P	395	28763W	396	30053	80	30219	71
28675W	395	28764W	396	30054	80	30220	72
28678P	395	28765W	396	30055	79	30221	72
28678W	395	28766F	103	30056	79	30222	72
28679W	395	28767W	396	30058	80	30223	72
28680W	395	28768F	103	30058S	80	30224	72
28682W	395	28768W	396	30063	80	30225	72
28683	513	28770F	103	30063BE	80	30226	72
28683W	395	28772F	103	30063S	80	30227	72
28684	513	28774F	103	30064	80	30229	72
28685	513	28777F	103	30065	80	30230	73
28685W	395	28778F	103	30066	80	30230SS	76
28686	513	28780F	103	30067	80	30231	73
28687	513	28783F	103	30068	80	30232	73

# MIDLAND INDUSTRIES

## NUMERICAL INDEX

Part#	Page	Part#	Page	Part#	Page	Part#	Page
30233	73	30366	71	030612	543	32023	57
30234	73	30370	72	030614	543	32023SS	68
30234SS	76	30371	72	030616	543	32024	57
30235	73	30372	72	30620	87	32024SS	68
30236	73	30373	72	030620	543	32025	57
30237	73	30374	72	30626	86	32026	57
30238	71	30375	72	30627	86	32027	57
30239	71	30376	72	30629	86	32028	57
30240	73	30377	72	30630	87	32029	57
30241	73	30378	72	30631	85	32030	63
30243	73	30379	72	30637	87	32031	63
30245	73	30381	72	30638	87	32032	63
30246	73	30382	72	30640	87	32033	63
30247	73	30384	72	31022	400	32034	63
30249	73	30385	71	31031	400	32036	60
30250	74	30386	71	31033	400	32038	60
30251	74	30387	71	31034	400	32038B	61
30252	74	30388	71	31038	400	32038SS	68
30253	74	30389	71	31055	400	32039	60
30254	74	30390	71	31058	400	32039B	61
30255	74	30392	71	31063	400	32039SS	68
30257	74	30393	72	31067	400	32040	60
30258	74	30394	72	31068	400	32041	60
30259	74	30395	72	31069	400	32041B	61
30260	74	30396	72	031810	538	32041SS	68
30261	74	30399	72	031812	538	32042	60
30264	74	30401	66	031814	538	32042B	61
30265	74	30402	72	031816	538	32042SS	68
30266	74	30406	66	031820	538	32043	60
30266SS	76	30410	66	031824	538	32043B	61
30267	74	030410	538	031910	538	32043SS	68
30268	74	30411	66	031912	538	32044	60
30269	74	030412	538	031914	538	32045	60
30269SS	76	30413	66	031916	538	32046	60
30270	74	030416	538	031920	538	32047	60
30271	73	30420	66	031924	538	32047B	61
30275	74	30421	66	031932	538	32048	60
30276	74	30422	71	32001	57	32049	59
30277	74	30424	71	32001SS	68	32050	59
30278	74	30427	73	32002	57	32051	59
30279	74	30428	73	32002SS	68	32052	59
30280	74	30429	74	32003	57	32053	59
30282	74	30450	82	32003SS	68	32054	59
30283	74	30451	82	32004	57	32055	59
30284	74	30452	82	32004SS	68	32056	59
30286	74	30453	84	32005	57	32057	59
30290	73	30454	84	32005SS	68	32058	59
30291	73	30455	84	32006	57	32059	59
30292	73	30457	84	32006SS	68	32060	59
30293	73	30458	84	32007	57	32061	59
30294	73	30459	84	32008	57	32062	59
30295	64	30462	84	32008SS	68	32063	59
30297	73	30463	84	32009	57	32064	59
30300	72	30464	84	32009SS	68	32065	59
30301	72	30466	84	32010	57	32066	63
30302	72	30467	84	32010SS	68	32067	63
30303	72	30468	84	32011	57	32068	63
30304	72	30469	84	32011SS	68	32069	63
30305	72	30471	84	32012	57	32070	63
30306	72	30472	84	32012SS	68	32071	63
30310	75	30480	75	32013	57	32072	63
30311	75	30482	75	32013SS	68	32073	63
30312	75	30483	75	32014	57	32074	63
30313	75	30484	75	32014SS	68	32075	63
30314	75	30485	75	32015	57	32076	63
30315	75	30486	75	32015SS	68	32077	63
30316	75	30505	84	32016	57	32078	63
30340	75	30506	84	32016SS	68	32079	58
30341	75	30507	84	32017	57	32080	58
30342	75	30508	84	32017SS	68	32081	63
30343	75	30510	84	32018	57	32082	63
30344	75	30511	84	32018SS	68	32083	63
30346	75	30512	84	32019	57	32084	63
30349	75	30513	84	32019SS	68	32085	63
30358	71	30516	84	32020	57	32086	63
30359	71	30517	84	32020SS	68	32087	58
30360	71	30518	84	32021	57	32088	58
30361	71	30600	87	32021SS	68	32089	58
30362	71	30609	87	32022	57	32090	58
30363	71	030610	543	32022SS	68	32091	58

# MIDLAND INDUSTRIES

## NUMERICAL INDEX

Part#	Page	Part#	Page	Part#	Page	Part#	Page
32091SS	68	32300	57	32386	58	32533	493
32092	58	32301	57	32387	65	32535	493
32093	58	32302	57	32388	65	32539	493
32093SS	68	32303	57	32390	57	32543	493
32094	58	32304	57	32391	60	32545	493
32094SS	68	32305	57	32392	63	32549	493
32095	58	32306	57	32394	64	32550	493
32095SS	68	32307	57	32394C	64	32551	493
32096	58	32308	60	32397	64	32552	493
32096	82	32309	60	32397C	64	32552SS	493
32096SS	68	32309B	61	32400	61	32553	493
32097	58	32310	60	32401	62	32554	493
32097	82	32311	60	32402	62	32555	493
32098	58	32311B	61	32403	62	32556	493
32098	82	32311SS	68	32404	62	32557	493
32098SS	68	32312	60	32405	62	32557SS	493
32099	58	32313	60	32406	62	32558	493
32099	82	32314	60	32407	62	32559	493
32100	64	32314B	61	32409	62	32559SS	493
32101	64	32314SS	68	32410	62	32561	493
32102	64	32315	60	32411	62	32561SS	493
32103	64	32316	57	32412	61	32563	493
32104	64	32317	59	32413	61	32564	493
32105	64	32318	59	32414	61	32564SS	493
32105C	64	32319	60	32415	61	32565	493
32106	64	32320	59	32416	61	32566	493
32107	64	32321	59	32417	61	32566SS	493
32107C	64	32322	63	32418	61	32567	493
32108	62	32326	64	32419	61	32568	493
32109	62	32327	64	32420	61	32568SS	493
32110	62	32328	64	32425	61	32570	493
32111	62	32329	58	32429	61	32570SS	493
32112	62	32330	60	32433	61	32571	493
32113	62	32331	58	32434	61	32572	493
32114	62	32332	58	32435	61	32573	493
32115	62	32334	64	32436	61	32574	493
32116	62	32335	64	32437	66	32575	493
32117	60	32336	64	32438	66	32575SS	493
32118	60	32336C	64	32439	66	32576	493
32119	60	32337	64	32440	66	32577	493
32120	60	32337C	64	32441	59	32577SS	493
32121	60	32338	64	32442	59	32578	493
32122	60	32338C	64	32443	59	32579	493
32123	60	32338SS	64	32444	59	32580	493
32124	60	32339	64	32445	59	32584	493
32125	60	32340	64	32446	59	32586	493
32126	61	32341	64	32447	59	32588	493
32128	61	32341C	64	32448	59	32588SS	493
32129	60	32342	64	32449	59	32590	493
32132	60	32345	62	32450	58	32591	493
32133	60	32346	62	32451	58	32592	493
32134	62	32349	58	32452	58	32596	493
32150	67	32350	61	32453	58	32597	493
32153	67	32351	58	32454	58	32608	62
32159	67	32352	61	32455	58	32609	62
32160	67	32353	61	32456	58	32610	62
32170	67	32354	60	32457	58	32725	64
32171	67	32355	58	32458	58	32726	64
32176	65	32356	58	32460	63	32727	64
32177	65	32357	58	32461	63	32742	64
32178	65	32359	63	32462	63	32744	64
32179	65	32360	58	32463	63	32746	64
32180	65	32361	61	32470	59	32747	64
32181	65	32362	63	32472	59	32750	64
32182	65	32363	61	32473	59	32781	59
32183	65	32364	63	32475	59	32782	517
32184	65	32365	61	32476	59	32783	517
32185	65	32366	61	32500	493	32900	73
32186	65	32367	61	32501	493	32901	73
32187	65	32368	61	32502	493	32902	73
32188	65	32375	58	32503	493	32903	73
32189	65	32376	58	32504	493	32905	73
32190	65	32377	65	32505	493	32906	73
32191	65	32379	58	32506	493	32907	73
32192	65	32380	58	32507	493	32912	57
32194	65	32381	65	32508	493	32915	57
32195	65	32382	65	32510	493	32918	57
32200	58	32383	65	32517	493	32919	57
32201	58	32384	65	32521	493	32950	57
32202	58	32385	65	32526	493	32951	57

# MIDLAND INDUSTRIES

## NUMERICAL INDEX

Part#	Page	Part#	Page	Part#	Page	Part#	Page
32952	57	33043W	397	33389W	398	34502	69
32953	57	33044W	397	33390B	398	34504	69
32954	57	33045B	397	33390W	398	34510	69
32956	57	33045W	397	33391B	398	34532	69
32957	57	33046B	397	33391W	398	34533	69
32958	57	33046W	397	33394B	398	34534	69
32959	57	33047B	397	33394W	398	34535	69
32960	58	33047W	397	33395B	398	34540	69
32961	58	33048W	397	33395W	398	34543	69
33000P	396	33052W	398	33396B	398	34550	69
33000W	397	33053B	398	33396B	398	34551	69
33002W	397	33053W	398	33396W	398	34552	69
33003W	397	33058W	398	33397W	398	34562	69
33004B	396	33059W	398	33398W	398	34562T	69
33004W	397	33060W	398	33399W	398	34563	69
33005B	396	33061W	398	33406B	398	34563T	69
33005W	397	33062P	398	33406W	398	34564T	69
33006W	397	33063W	398	33407B	398	34567	69
33007B	396	33064W	398	33407W	398	34568	69
33007W	397	33065W	398	33408B	398	34572	69
33008W	397	33067W	398	33408W	398	34587	69
33009W	397	33068W	398	33409W	398	34588	69
33010W	397	33079W	398	33410B	398	34591	69
33011W	397	33089W	398	33410W	398	34592	69
33012B	396	33091B	398	33415B	399	34595	69
33012P	396	33091W	398	33415W	399	34597	69
33012W	397	33092B	398	33417W	399	34621T	69
33013B	396	33092W	398	33420B	399	34622T	69
33013P	396	33093B	398	33420W	399	34633	69
33013W	397	33093W	398	33422B	399	34635T	69
33014B	396	33094W	398	33422W	399	34638T	69
33014P	396	33095B	398	33426B	399	34650T	69
33014W	397	33095P	398	33426W	399	34652T	69
33015B	396	33095W	398	33429B	399	35210	227
33015P	396	33096B	398	33429W	399	35211	227
33015W	397	33096P	398	33430B	399	35212	227
33016B	396	33096W	398	33430W	399	35231	226
33016P	396	33097B	398	33431W	399	35232	226
33016W	397	33097W	398	33432W	399	35233	226
33017B	396	33098B	398	33433B	399	35235	226
33017P	396	33098P	398	33433W	399	35236	226
33017W	397	33098W	398	33434B	399	35237	226
33018B	396	33099P	398	33435B	399	35238	226
33018P	396	33099W	398	33435W	399	35240	226
33018W	397	33300P	399	33436B	399	35241	226
33019W	397	33301P	399	33436W	399	35242	227
33020B	396	33301W	399	33437B	399	35243	226
33020P	396	33302P	399	33437W	399	35244	226
33020W	397	33306W	397	33438B	399	35246	226
33021B	396	33308B	397	33438W	399	35247	226
33021W	397	33311B	397	33439W	399	35248	226
33022B	396	33311P	397	33440P	399	35249	226
33022P	396	33311W	397	33440W	399	35250	226
33022W	397	33312B	397	33442W	398	35251	226
33023B	396	33312W	397	33448W	399	35252	226
33023P	396	33313B	397	33460W	397	35253	226
33023W	397	33313P	397	33461P	397	35254	226
33024B	396	33313W	397	33461W	397	35257	226
33024P	396	33314B	397	33462W	397	35258	226
33024W	397	33314P	397	33463P	397	35259	226
33025B	396	33314W	397	33463W	397	35260	226
33025P	396	33315W	397	33464W	397	35261	226
33025W	397	33316B	397	33470W	398	35263	226
33026B	396	33316P	397	33471W	398	35268	226
33026W	397	33316W	397	33480W	398	35270	226
33028W	397	33320W	397	33481W	398	35271	226
33029W	397	33321W	397	33482W	398	35272	226
33030W	397	33322W	397	34001	101	35273	227
33032W	397	33343W	398	34011	101	35276	227
33033W	397	33344P	398	34016	101	35277	227
33035W	397	33345W	398	34022	101	35278	227
33038B	397	33347W	398	34031	101	35279	227
33038W	397	33348W	398	34036	101	35280	227
33039B	397	33351W	397	34041	101	35281	227
33039W	397	33380W	397	34046	101	35284	227
33041B	397	33384W	397	34051	101	35285	227
33041W	397	33385B	397	34130	101	35286	227
33042B	397	33385P	397	34131	101	35287	227
33042W	397	33385W	397	34141	101	35290	227
33043B	397	33386W	397	34501	69	35291	227

# MIDLAND INDUSTRIES

## NUMERICAL INDEX

Part#	Page	Part#	Page	Part#	Page	Part#	Page
35292	227	36307	179	38081S	162	38182	165
35403LF	237	36311	179	38082	162	38183	165
35403SS	237	36360	179	38083	162	38188	165
35404LF	237	36362	179	38084	162	38189	165
35404SS	237	36370	179	38085	162	38217	166
35405LF	237	36371	179	38086	162	38218	166
35405SS	237	36372	179	38087	162	38220	166
35406LF	237	36374	179	38088	162	38221	166
35406SS	237	36375	179	38089	162	38222	166
35407LF	237	36376	179	38090	162	38223	166
35407SS	237	36377	179	38091	162	38224	166
35408LF	237	38000	160	38092	162	38225	166
35408SS	237	38001	160	38093	162	38226	166
35413LF	237	38002	160	38094	162	38228	166
35413SS	237	38003	160	38095	162	38229	166
35414LF	237	38004	160	38096	162	38235	166
35414SS	237	38005	160	38101	162	38236	166
35415LF	237	38009	160	38102	162	38237	166
35415SS	237	38010	160	38102-32	334	38239	166
35416LF	237	38011	160	38103	162	38240	166
35416SS	237	38012	160	38104	162	38241	166
35417LF	237	38013	160	38105	162	38243	166
35417SS	237	38014	160	38106	162	38244	166
35418LF	237	38015	168	38107	162	38245	166
35418SS	237	38016	168	38108	162	38246	166
35420LF	237	38018	160	38109	162	38247	166
35420SS	237	38019	160	38110	162	38278	166
36110	175	38020	160	38111	162	38279	166
36110SS	175	38021	160	38113	163	38300	167
36111	175	38022	160	38114	163	38301	167
36112	175	38023	160	38115	163	38306	167
36113	175	38027	160	38116	163	38307	167
36114	175	38028	160	38117	163	38312	167
36116	175	38029	160	38118	163	38313	167
36116SS	175	38030	160	38119	163	38318	168
36118	175	38031	160	38124	163	38319	168
36120	175	38035	160	38125	163	38324	169
36120SS	175	38036	160	38126	163	38325	169
36121	175	38037	160	38127	163	38326	169
36130	175	38038	160	38128	163	38327	169
36130SS	175	38039	160	38129	163	38328	169
36132	176	38040	160	38132	163	38333	169
36140	176	38041	160	38133	163	38334	169
36140SS	176	38042	160	38134	163	38335	169
36142	176	38043	160	38136	163	38336	169
36144	176	38044	161	38137	163	38337	169
36146	176	38045	161	38138	163	38342	169
36146SS	176	38046	161	38139	163	38343	169
36148	176	38047	161	38140	163	38344	169
36150	176	38048	160	38141	163	38345	169
36150SS	176	38049	161	38142	163	38346	169
36160	177	38052	161	38143	163	38351	168
36164	177	38053	161	38144	163	38352	168
36166	177	38054	161	38146	163	38357	168
36166SS	177	38055	161	38148	164	38358	168
36168	177	38057	161	38149	164	38363	168
36170	177	38059	161	38150	164	38364	168
36172	177	38060	161	38151	164	38368	169
36174	177	38061	161	38152	164	38369	169
36176	177	38062	161	38152S	164	38370	169
36178	177	38063	161	38153	164	38371	169
36180	178	38064	161	38154	164	38372	169
36182	178	38065	161	38154S	164	38711	118
36184	178	38066	161	38155	164	38715	118
36186	178	38067	161	38156	164	38718	118
36188	178	38068	161	38157	164	38732	118
36200	178	38069	162	38158	164	38761	118
36205	178	38070	162	38161	165	38769	118
36210	178	38071	162	38162	165	38770	118
36212	178	38072	162	38163	165	38800	65
36214	178	38073	162	38164	165	38802	65
36220	178	38074	162	38165	165	38806	65
36264	226	38075	162	38170	165	38808	65
36265	226	38076	162	38171	165	38810	65
36269	226	38077	162	38172	165	38828	65
36300	179	38078	162	38173	165	38830	65
36301	179	38078S	162	38174	165	38832	65
36304	179	38079	162	38179	165	38834	65
36305	179	38080	162	38180	165	38836	65
36306	179	38081	162	38181	165	38860	65



# MIDLAND INDUSTRIES

## NUMERICAL INDEX

Part#	Page	Part#	Page	Part#	Page	Part#	Page
38862	65	39522	171	40049	325	40147	327
38864	65	39524	171	40050	325	40148	327
38866	65	39530	171	40051	325	40149	327
38868	65	39531	171	40052	325	40151	327
38873	66	39535	172	40054	325	40153	327
38874	66	39537	172	40056	325	40155	327
38910	174	39541	172	40060	325	40160	328
38911	174	39542	172	40061	325	40161	328
38915	174	39543	172	40062	325	40162	328
38916	174	39544	172	40063	325	40163	328
38923	174	39550	172	40064	325	40164	328
38926	174	39551	172	40065	325	40165	328
38927	174	39552	172	40066	325	40166	328
38950	173	39556	172	40067	325	40167	328
38951	173	39557	172	40068	325	40168	328
38951BA	173	39558	172	40069	325	40169	328
38952	173	39559	172	40070	325	40170	328
38952BA	173	39560	172	40071	325	40171	328
38952G	173	39566	172	40072	325	40172	328
38952GA	173	39595	181	40073	325	40174	328
38952O	173	39596	181	40074	325	40175	328
38952OA	173	39597	181	40075	325	40176	328
38952R	173	39600	181	40076	325	40177	328
38952RA	173	39828	170	40079	325	40178	328
38952U	173	39829	170	40080	326	40179	328
38952UA	173	39830	170	40081	326	40180	328
38952Y	173	39831	170	40082	326	40181	328
38952Y1	173	39832	170	40083	326	40182	328
38953	173	39833	170	40084	326	40183	328
38953BA	173	39834	170	40085	326	40184	328
38954	173	39855	174	40086	326	40185	328
38954BA	173	39856	174	40087	326	40186	328
38960	173	39857	174	40088	326	40187	328
38960B1	173	39870	170	40089	326	40193	328
38960B5	173	39871	170	40090	326	40200	329
38960BA	173	39874	170	40091	326	40201	329
38960G	173	39875	170	40092	326	40203	329
38960GA	173	39877	170	40093	326	40205	329
38960O	173	39878	170	40094	326	40206	329
38960O5	173	40001	324	40095	326	40207	329
38960R5	173	40002	324	40096	326	40209	329
38960RA	173	40003	324	40097	326	40211	329
38960U	173	40004	324	40098	326	40213	329
38960U5	173	40005	324	40100	326	40220	329
38960UA	173	40006	324	40101	326	40234	329
38960Y	173	40007	324	40102	326	40245	325
38960YA	173	40008	324	40103	326	40262	326
38965	173	40009	324	40104	326	41040	330
38965BA	173	40010	324	40105	326	41041	330
38965G	173	40011	324	40106	326	41042	330
38965R	173	40012	324	40107	326	41043	330
38965R5	173	40013	324	40108	326	41044	330
38965RA	173	40014	324	40109	326	41045	330
38965U	173	40015	324	40110	326	41046	330
38965U5	173	40017	324	40111	326	41047	330
38965UA	173	40020	324	40112	326	41048	330
38970	173	40021	324	40113	326	41050	330
38970BA	173	40022	324	40114	326	41054	330
38970G	173	40023	324	40115	326	41060	330
38970GA	173	40024	324	40118	326	41061	330
38970RA	173	40025	324	40119	326	41062	330
38975	173	40026	324	40120	327	41063	330
38975BA	173	40027	324	40121	327	41064	330
38975BC	173	40028	324	40122	327	41065	330
38975GA	173	40029	324	40123	327	41066	330
39318	168	40030	324	40124	327	41067	330
39319	168	40031	324	40125	327	41068	330
39357	168	40032	324	40126	327	41069	330
39358	168	40034	324	40127	327	41070	330
39506	170	40035	324	40128	327	41072	330
39507	170	40036	324	40129	327	41074	330
39508	170	40040	325	40131	327	41076	330
39509	171	40041	325	40135	327	44100	332
39510	171	40042	325	40140	327	44100LF	332
39511	170	40043	325	40141	327	44101	332
39512	170	40044	325	40142	327	44101LF	332
39515	171	40045	325	40143	327	44102	332
39516	171	40046	325	40144	327	44102LF	332
39520	171	40047	325	40145	327	44103	332
39521	171	40048	325	40146	327	44103LF	332

# MIDLAND INDUSTRIES

## NUMERICAL INDEX

Part#	Page	Part#	Page	Part#	Page	Part#	Page
44104	332	44206	334	44398	334	44473	337
44104LF	332	44206LF	334	44398LF	334	44473LF	337
44105	332	44207	334	44410	336	44474	337
44105LF	332	44207LF	334	44410LF	336	44474LF	337
44106	332	44208	334	44411	336	44475	337
44106LF	332	44208LF	334	44411LF	336	44475LF	337
44107	332	44250	334	44412	336	44476	337
44107LF	332	44250LF	334	44412LF	336	44476LF	337
44108	332	44251	334	44413	336	44477	337
44108LF	332	44251LF	334	44413LF	336	44477LF	337
44109	332	44252	334	44414	336	44478	337
44109LF	332	44252LF	334	44414LF	336	44478LF	337
44110	332	44253	334	44415	336	44479LF	337
44110LF	332	44253LF	334	44415LF	336	44480	337
44121	332	44254	334	44416	336	44480LF	337
44121LF	332	44254LF	334	44416LF	336	44500	338
44122LF	332	44255	334	44417	336	44500LF	338
44123LF	332	44255LF	334	44417LF	336	44501	338
44124	332	44256	334	44418	336	44501LF	338
44124LF	332	44256LF	334	44418LF	336	44502	338
44125LF	332	44257	334	44419	336	44502LF	338
44127	332	44257LF	334	44419LF	336	44503	338
44127LF	332	44258	334	44420	336	44503LF	338
44130LF	332	44258LF	334	44420LF	336	44504	338
44131	332	44259	334	44421LF	336	44504LF	338
44131LF	332	44259LF	334	44430	336	44505	338
44134	332	44260	334	44430LF	336	44505LF	338
44134LF	332	44260LF	334	44431	336	44506	338
44138LF	332	44261LF	334	44431LF	336	44506LF	338
44142LF	332	44268LF	335	44432	336	44507	338
44146LF	332	44270LF	335	44432LF	336	44507LF	338
44160	333	44276	335	44433	336	44508	338
44160LF	333	44276LF	335	44433LF	336	44508LF	338
44161	333	44279LF	335	44434	336	44509	338
44161LF	333	44280LF	335	44434LF	336	44509LF	338
44162	333	44282	335	44435	336	44510	338
44162LF	333	44282LF	335	44435LF	336	44510LF	338
44163	333	44283LF	335	44436	336	44511	338
44163LF	333	44286	335	44436LF	336	44511LF	338
44164	333	44286LF	335	44437	336	44512	338
44164LF	333	44287	335	44437LF	336	44512LF	338
44165	333	44287LF	335	44438	336	44512LF	338
44165LF	333	44288	335	44438LF	336	44513	338
44166	333	44288LF	335	44440	336	44513LF	338
44166LF	333	44290LF	335	44440LF	336	44515	338
44167	333	44291LF	335	44441	336	44516	338
44167LF	333	44292LF	335	44441LF	336	44517	338
44168	333	44293LF	335	44442	336	44517LF	338
44168LF	333	44296	335	44442LF	336	44518	338
44180	333	44296LF	335	44445	336	44518LF	338
44180LF	333	44298	335	44445LF	336	44521	338
44181	333	44298LF	335	44446	336	44521LF	338
44181LF	333	44301LF	335	44446LF	336	44522	338
44182	333	44303	335	44447	336	44522LF	338
44182LF	333	44303LF	335	44447LF	336	44523	338
44183	333	44306LF	335	44448	336	44523LF	338
44183LF	333	44314LF	335	44448LF	336	44524	338
44184	333	44315LF	335	44449	336	44524LF	338
44184LF	333	44316LF	335	44449LF	336	44527	338
44185	333	44318LF	335	44450	336	44527LF	338
44185LF	333	44322LF	335	44450LF	336	44528	338
44186	333	44327LF	335	44451	336	44528LF	338
44186LF	333	44328LF	335	44451LF	336	44529	338
44187	333	44330LF	335	44452	336	44529LF	338
44187LF	333	44336LF	335	44452LF	336	44530	338
44188	333	44351LF	335	44453	336	44530LF	338
44188LF	333	44391	334	44453LF	336	44531	338
44189	333	44391LF	334	44454	336	44531LF	338
44200	334	44392	334	44454LF	336	44535	338
44200LF	334	44392LF	334	44455	336	44535LF	338
44201	334	44393	334	44456	336	44538	338
44201LF	334	44393LF	334	44462	336	44538LF	338
44202	334	44394	334	44462LF	336	44539	338
44202LF	334	44394LF	334	44463LF	336	44539LF	338
44203	334	44395	334	44470	337	44543	338
44203LF	334	44395LF	334	44470LF	337	44543LF	338
44204	334	44396	334	44471	337	44600	337
44204LF	334	44396LF	334	44471LF	337	44600LF	337
44205	334	44397	334	44472	337	44601	337
44205LF	334	44397LF	334	44472LF	337	44601LF	337
						44602	337

# MIDLAND INDUSTRIES

## NUMERICAL INDEX

Part#	Page	Part#	Page	Part#	Page	Part#	Page
44602LF	337	44795LF	340	46140	184	46562V	192
44603	337	44796LF	340	46142	184	46563V	192
44603LF	337	44797LF	340	46151	184	46564V	192
44604	337	44798LF	340	46152	184	46565	192
44604LF	337	44840LF	333	46153	184	46566	192
44605	337	44841LF	333	46160	184	46567	192
44605LF	337	44842LF	333	46161	184	46568	192
44606	337	44843LF	333	46161T	184	46570	192
44606LF	337	44844LF	333	46162	184	46571	192
44607	337	44845LF	333	46165	184	46572	192
44607LF	337	45102	341	46166	184	46573	192
44608	337	45102LF	341	46167	184	46575	192
44608LF	337	45103	341	46200	192	46576	192
44609	337	45103LF	341	46201	192	46577	192
44609LF	337	45104	341	46202	192	46578	192
44610	337	45104LF	341	46241	188	46600	520
44610LF	337	45105	341	46244	188	46600	521
44633	339	45105LF	341	46247	188	46600	522
44634	339	45162	341	46248	188	46605	521
44634LF	339	45163	341	46250	188	46607	520
44635	339	45164	341	46251	188	46615	519
44636	339	45165	341	46252	188	46620	517
44637	339	45412	341	46255	188	46621	517
44638	339	45412LF	341	46256	188	46622	517
44650	339	45413	341	46270	248	46630	517
44650LF	339	45413LF	341	46277	248	46631	517
44651	339	45414	341	46355	183	46650	191
44651LF	339	45435	341	46356	183	46651	191
44652	339	45473	341	46357	183	46652	191
44652LF	339	45652	341	46360	183	46661	191
44653	339	45653	341	46361	183	46662	191
44653LF	339	46002	185	46362	183	46670	191
44654	339	46003	185	46365	183	46681	191
44654LF	339	46011	185	46366	183	46682	191
44655	339	46012	185	46370	183	46830	190
44655LF	339	46013	185	46371	183	46832	190
44656	339	46020	185	46375	183	46833	190
44656LF	339	46021	185	46376	183	46878	190
44657	339	46023	185	46377	183	46900	190
44657LF	339	46028	185	46378	183	46903	190
44658	339	46029	185	46401	187	46903I	273
44658LF	339	46036	186	46401M	187	46903SS	290
44660	339	46040	186	46402	187	46904I	273
44670	339	46045	186	46406M	187	46904SS	290
44670LF	339	46046	186	46411M	187	46905SS	290
44671	339	46048	186	46429M	187	46910	190
44671LF	339	46050	186	46440	190	46912	190
44672	339	46051	186	46443	190	46912SS	290
44672LF	339	46055	186	46450	187	46913SS	290
44673	339	46056	186	46451	187	46920	190
44673LF	339	46060	186	46455	187	46922	190
44674	339	46061	186	46456	187	46922A	190
44674LF	339	46064	181	46457	187	46922I	273
44675	339	46066	181	46465	187	46922SS	290
44675LF	339	46067	181	46466	187	46923	190
44676	339	46069	181	46467	187	46923I	273
44676LF	339	46070	181	46475	187	46923SS	290
44677	339	46071	181	46485	187	46924	190
44677LF	339	46072	181	46500	192	46924I	273
44678	339	46073	181	46505	192	46924SS	290
44678LF	339	46074	182	46510	192	46930	275
44701	339	46075	182	46511	192	46930SS	289
44703	339	46076	182	46512	192	46930T	275
44704	339	46077	182	46513	192	46931	275
44705	339	46078	182	46514	192	46931SS	289
44720	340	46079	182	46517	192	46931T	275
44721	340	46080	182	46520	189	46932	275
44722	340	46081	182	46521	189	46932SS	289
44723	340	46082	182	46522	189	46932T	275
44724	340	46083	182	46523	189	46933	275
44725	340	46084	182	46524	189	46933SS	289
44726	340	46085	182	46529	189	46933T	275
44727	340	46086	182	46530	189	46934	274
44728	340	46087	182	46531	189	46934L	274
44740	340	46088	182	46532	189	46934LT	274
44742	340	46089	182	46533	189	46934SS	289
44753	340	46089A	182	46540	54	46935	274
44791LF	340	46090HLF	223	46541	54	46935L	274
44792LF	340	46130	184	46560V	192	46935LT	274
44794LF	340	46131	184	46561V	192	46935SS	289

# MIDLAND INDUSTRIES

## NUMERICAL INDEX

Part#	Page	Part#	Page	Part#	Page	Part#	Page
46936	274	48094	345	49022	343	49145	346
46936L	274	48096	345	49023	343	49146	346
46936LT	274	48100	345	49024	343	49147	346
46936SS	289	48101	345	49025	343	49148	346
46937	274	48102	345	49026	343	49149	346
46937L	274	48103	345	49027	343	49160	347
46937SS	289	48104	345	49028	343	49161	347
46951	190	48105	345	49029	343	49162	347
46956	190	48106	345	49030	343	49163	347
46980	190	48107	345	49032	343	49164	347
46981	190	48108	345	49033	343	49165	347
46987	189	48109	345	49034	343	49166	347
46988	189	48110	345	49035	343	49167	347
46989	189	48111	345	49036	343	49168	347
48001	343	48113	345	49040	344	49170	347
48002	343	48115	345	49041	344	49174	347
48003	343	48120	346	49042	344	49200	347
48004	343	48121	346	49043	344	49201	347
48005	343	48122	346	49044	344	49203	347
48006	343	48123	346	49045	344	49207	347
48007	343	48124	346	49046	344	49213	347
48008	343	48125	346	49047	344	49220	347
48009	343	48126	346	49048	344	49223	347
48010	343	48127	346	49049	344	49234	347
48011	343	48128	346	49050	344	49236	347
48015	343	48129	346	49060	344	50002	545
48020	343	48131	346	49061	344	50004	522
48021	343	48135	346	49062	344	50004	522
48022	343	48140	346	49063	344	50004	545
48023	343	48141	346	49064	344	50008	545
48024	343	48142	346	49065	344	50016	78
48025	343	48143	346	49066	344	53725-0604	399
48026	343	48144	346	49067	344	53725-1008	399
48027	343	48145	346	49068	344	53746-0812	400
48028	343	48146	346	49069	344	53746-1012	400
48029	343	48147	346	49070	344	53746-1212	400
48030	343	48148	346	49076	344	53748-0812	400
48032	343	48149	346	49080	345	53748-1012	400
48034	343	48151	346	49081	345	53748-1212	400
48036	343	48152	346	49082	345	54044	522
48040	344	48153	346	49083	345	54044	522
48041	344	48155	346	49084	345	54044	523
48042	344	48160	347	49085	345	54044	523
48043	344	48161	347	49086	345	55002	547
48044	344	48162	347	49087	345	55004	547
48045	344	48163	347	49088	345	55006	547
48046	344	48164	347	49089	345	55018	548
48047	344	48165	347	49090	345	55022	548
48048	344	48166	347	49091	345	55024	548
48049	344	48167	347	49092	345	55026	548
48050	344	48168	347	49094	345	55032	548
48060	344	48170	347	49096	345	55034	548
48061	344	48172	347	49100	345	55036	548
48062	344	48174	347	49101	345	55038	548
48063	344	48180	347	49102	345	55042	549
48064	344	48187	347	49103	345	55044	549
48065	344	48200	347	49104	345	55046	549
48066	344	48201	347	49105	345	55048	549
48067	344	48203	347	49106	345	55052	549
48068	344	48205	347	49107	345	55054	549
48069	344	48207	347	49108	345	55056	549
48070	344	48213	347	49109	345	55058	549
48071	344	48220	347	49111	345	55060	243
48072	344	48223	347	49113	345	55061	243
48073	344	48227	347	49115	345	55062	243
48074	344	48229	347	49120	346	55062	243
48075	344	49001	343	49121	346	55063	243
48076	344	49002	343	49122	346	55064	243
48080	345	49003	343	49123	346	55065	243
48081	345	49004	343	49124	346	55066	243
48082	345	49005	343	49125	346	55067	243
48083	345	49006	343	49126	346	55068	243
48084	345	49007	343	49127	346	55069	243
48085	345	49008	343	49128	346	55070	243
48086	345	49009	343	49129	346	55072	243
48087	345	49010	343	49140	346	55074	243
48088	345	49011	343	49141	346	55075	243
48089	345	49017	343	49142	346	55076	243
48090	345	49020	343	49143	346	55080	243
48092	345	49021	343	49144	346	55081	243
						55082	243

# MIDLAND INDUSTRIES

## NUMERICAL INDEX

Part#	Page	Part#	Page	Part#	Page	Part#	Page
55083	243	56028	357	56124	361	56266	360
55084	243	56029	357	56125	361	56267	360
55085	243	56030	357	56126	361	56270	361
55086	243	56031	357	56127	361	56271	361
55087	243	56032	357	56128	361	56272	361
55088	243	56034	357	56129	361	56273	361
55089	243	56035	357	56130	361	56275	361
55090	243	56036	357	56131	361	56276	361
55092	243	56038	357	56132	361	56280	361
55093	243	56040	358	56133	361	56281	361
55096	243	56041	358	56134	361	56282	361
55097	243	56042	358	56135	361	56283	361
55098	243	56043	358	56140	361	56285	361
55120	243	56044	358	56141	361	56290	362
55121	243	56045	358	56142	361	56291	362
55122	243	56046	358	56143	361	56292	362
55123	243	56047	358	56144	361	56293	362
55124	243	56048	358	56145	361	56295	362
55125	243	56049	358	56146	361	56296	362
55126	243	56050	358	56147	361	56297	362
55127	243	56051	358	56148	361	56300	364
55128	243	56052	358	56149	361	56301	364
55129	243	56054	358	56150	361	56332	363
55132	243	56055	358	56151	361	56430	358
55140	244	56056	358	56152	361	56526	550
55141	244	56058	550	56153	361	56528	550
55142	244	56060	358	56155	361	57001	357
55143	244	56061	358	56160	362	57002	357
55144	244	56062	358	56161	362	57003	357
55145	244	56063	358	56162	362	57004	357
55146	244	56064	358	56163	362	57005	357
55147	244	56065	358	56164	362	57006	357
55148	244	56066	358	56165	362	57007	357
55149	244	56067	358	56166	362	57008	357
55150	244	56068	358	56167	362	57009	357
55151	244	56069	358	56168	362	57010	357
55160	244	56070	358	56169	362	57011	357
55161	244	56071	358	56170	362	57012	357
55162	244	56072	358	56171	362	57013	357
55163	244	56073	358	56172	362	57014	357
55164	244	56074	358	56174	362	57015	357
55165	244	56075	358	56180	362	57017	357
55166	244	56076	358	56181	362	57020	357
55167	244	56080	359	56182	362	57021	357
55168	244	56081	359	56183	362	57022	357
55170	244	56082	359	56184	362	57023	357
55174	244	56083	359	56185	362	57024	357
55179	244	56084	359	56186	362	57025	357
55200	244	56085	359	56187	362	57026	357
55201	244	56086	359	56189	362	57027	357
55203	244	56087	359	56191	362	57028	357
55205	244	56088	359	56193	362	57029	357
55207	244	56089	359	56220	363	57030	357
55209	244	56090	359	56221	363	57031	357
55211	244	56091	359	56223	363	57032	357
55213	244	56092	359	56224	363	57033	357
55241	243	56093	359	56225	363	57034	357
56001	357	56094	359	56226	363	57035	357
56002	357	56095	359	56227	363	57036	357
56003	357	56096	359	56228	363	57040	358
56004	357	56100	360	56229	363	57041	358
56005	357	56101	360	56240	358	57042	358
56006	357	56102	360	56241	358	57043	358
56007	357	56103	360	56242	358	57044	358
56008	357	56104	360	56243	358	57045	358
56009	357	56105	360	56245	358	57046	358
56010	357	56106	360	56246	358	57047	358
56011	357	56107	360	56247	358	57048	358
56012	357	56108	360	56250	359	57049	358
56013	357	56109	360	56251	359	57050	358
56015	357	56110	360	56252	359	57051	358
56017	357	56111	360	56253	359	57052	358
56020	357	56112	360	56255	359	57053	358
56021	357	56113	360	56256	359	57054	358
56022	357	56114	360	56257	359	57055	358
56023	357	56115	360	56260	360	57056	358
56024	357	56120	361	56261	360	57060	358
56025	357	56121	361	56262	360	57061	358
56026	357	56122	361	56263	360	57062	358
56027	357	56123	361	56265	360	57063	358

# MIDLAND INDUSTRIES

## NUMERICAL INDEX

Part#	Page	Part#	Page	Part#	Page	Part#	Page
57064	358	57162	362	57255	359	59046SMLS	367
57065	358	57162GBS	374	57256	359	59047SMLS	367
57066	358	57162TV	373	57257	359	59048SMLS	367
57067	358	57162V	374	57260	360	59049SMLS	367
57068	358	57163	362	57261	360	59050SMLS	367
57069	358	57164	362	57262	360	59056SMLS	367
57070	358	57164TV	373	57263	360	59060SMLS	367
57071	358	57164V	374	57265	360	59060SMLSXX	372
57072	358	57165	362	57266	360	59061SMLS	367
57073	358	57166	362	57267	360	59062SMLS	367
57074	358	57167	362	57270	361	59062SMLSXX	372
57075	358	57168	362	57271	361	59063SMLS	367
57076	358	57168TV	373	57272	361	59064SMLS	367
57080	359	57168V	374	57273	361	59064SMLSXX	372
57081	359	57169	362	57275	361	59065SMLS	367
57082	359	57170	362	57275	361	59066SMLS	367
57083	359	57170TV	373	57276	361	59066SMLSXX	372
57084	359	57170V	374	57280	361	59067SMLS	367
57085	359	57171	362	57281	361	59068SMLS	367
57086	359	57172	362	57282	361	59069SMLS	367
57087	359	57172TV	373	57283	361	59070SMLS	367
57088	359	57172V	374	57285	361	59070SMLSXX	372
57089	359	57173	362	57286	361	59071SMLS	367
57090	359	57174	362	57290	362	59072SMLS	367
57091	359	57174TV	373	57291	362	59074SMLS	367
57092	359	57174V	374	57292	362	59076SMLS	367
57093	359	57180	362	57293	362	59080SMLS	368
57094	359	57181	362	57295	362	59080SMLSXX	372
57095	359	57182	362	57296	362	59081SMLS	368
57096	359	57183	362	57297	362	59082SMLS	368
57100	360	57184	362	57300	364	59082SMLSXX	372
57101	360	57185	362	57301	364	59083SMLS	368
57102	360	57186	362	57304	364	59084SMLS	368
57103	360	57187	362	57305	364	59085SMLS	368
57104	360	57188	362	57306	364	59086SMLS	368
57105	360	57189	362	57308	364	59086SMLSXX	372
57106	360	57191	362	57320	364	59087SMLS	368
57107	360	57193	362	57322	364	59088SMLS	368
57108	360	57201GBS	374	57326	364	59089SMLS	368
57109	360	57201TV	373	57328	364	59090SMLS	368
57110	360	57201V	374	57330	363	59090SMLSXX	372
57111	360	57203TV	373	57331	363	59091SMLS	368
57112	360	57203V	374	57332	363	59092SMLS	368
57113	360	57207TV	373	57332TV	373	59094SMLS	368
57114	360	57207V	374	57332V	374	59096SMLS	368
57115	360	57209TV	373	57400GBS	374	59100SMLS	368
57120	361	57209V	374	57430	358	59100SMLSXX	372
57121	361	57211TV	373	57431	358	59101SMLS	368
57122	361	57211V	374	57500GBS	374	59101SMLSXX	372
57123	361	57213TV	373	57600GBS	374	59102SMLS	368
57124	361	57213V	374	59001SMLS	366	59103SMLS	368
57125	361	57220	363	59002SMLS	366	59103SMLSXX	372
57126	361	57222GBS	374	59003SMLS	366	59104SMLS	368
57127	361	57222TV	373	59004SMLS	366	59105SMLS	368
57128	361	57223	363	59005SMLS	366	59105SMLSXX	372
57129	361	57223TV	373	59006SMLS	366	59106SMLS	368
57130	361	57223V	374	59007SMLS	366	59107SMLS	368
57131	361	57224	363	59009SMLS	366	59108SMLS	368
57132	361	57225	363	59010SMLS	366	59109SMLS	368
57133	361	57226	363	59011SMLS	366	59109SMLSXX	372
57134	361	57227	363	59020SMLS	366	59110SMLS	368
57135	361	57227TV	373	59021SMLS	366	59111SMLS	368
57140	361	57227V	374	59022SMLS	366	59112SMLS	368
57141	361	57228	363	59023SMLS	366	59113SMLS	368
57142	361	57228TV	373	59024SMLS	366	59115SMLS	368
57143	361	57228V	374	59025SMLS	366	59120SMLS	369
57144	361	57229	363	59026SMLS	366	59121SMLS	369
57145	361	57229TV	373	59027SMLS	366	59122SMLS	369
57146	361	57229V	374	59028SMLS	366	59123SMLS	369
57147	361	57240	358	59029SMLS	366	59124SMLS	369
57148	361	57241	358	59030SMLS	366	59125SMLS	369
57149	361	57242	358	59032SMLS	366	59126SMLS	369
57150	361	57243	358	59034SMLS	366	59127SMLS	369
57151	361	57245	358	59036SMLS	366	59128SMLS	369
57152	361	57246	358	59040SMLS	367	59129SMLS	369
57153	361	57247	358	59041SMLS	367	59130SMLS	369
57154	361	57250	359	59042SMLS	367	59131SMLS	369
57155	361	57251	359	59043SMLS	367	59132SMLS	369
57160	362	57252	359	59044SMLS	367	59133SMLS	369
57161	362	57253	359	59045SMLS	367	59134SMLS	369

# MIDLAND INDUSTRIES

## NUMERICAL INDEX

Part#	Page	Part#	Page	Part#	Page	Part#	Page
59135SMLS	369	59207V	374	62185	349	62472	352
59140SMLS	369	59209SMLS	371	62186	349	62473	352
59141SMLS	369	59209TV	373	62187	349	62474	352
59142SMLS	369	59209V	374	62188	349	62475	352
59143SMLS	369	59211SMLS	371	62189	349	62476	352
59144SMLS	369	59211TV	373	62190	349	62477	352
59145SMLS	369	59211V	374	62191	349	62478	352
59146SMLS	369	59212SMLS	371	62250	350	62480	352
59147SMLS	369	59213SMLS	371	62251	350	62481	352
59148SMLS	369	59213TV	373	62252	350	62500	353
59149SMLS	369	59213V	374	62253	350	62501	353
59150SMLS	369	59220SMLS	371	62254	350	62502	353
59151SMLS	369	59221SMLS	371	62255	350	62503	353
59153SMLS	369	59221TV	373	62256	350	62504	353
59155SMLS	369	59221V	374	62257	350	62505	353
59160SMLS	370	59222TV	373	62258	350	62506	353
59160SMLSXX	372	59223SMLS	371	62259	350	62507	353
59161SMLS	370	59224SMLS	371	62260	350	62508	353
59161SMLSXX	372	59225SMLS	371	62261	350	62509	353
59162SMLS	370	59225TV	373	62391	350	62510	353
59162SMLSXX	372	59225V	374	62392	350	62511	353
59162TV	373	59227SMLS	371	62393	350	62512	353
59162V	374	59227TV	373	62394	350	62513	353
59163SMLS	370	59227V	374	62395	350	62515	353
59163SMLSXX	372	59228SMLS	371	62396	350	62516	353
59164SMLS	370	59229SMLS	371	62397	350	62517	353
59164SMLSXX	372	59229TV	373	62398	350	62518	353
59164TV	373	59229V	374	62410	351	62521	353
59164V	374	59231SMLS	371	62410B	351	62522	353
59165SMLS	370	59231TV	373	62411	351	62524	353
59166SMLS	370	59231V	374	62411B	351	62527	353
59166SMLSXX	372	59300SMLS	371	62412	351	62528	353
59167SMLS	370	59301SMLS	371	62412B	351	62529	353
59168SMLS	370	59305SMLS	371	62413	351	62530	353
59168SMLSXX	372	59308SMLS	371	62413B	351	62531	353
59168TV	373	59320SMLS	371	62414	351	62532	353
59168V	374	59322SMLS	371	62414B	351	62534	353
59169SMLS	370	59324SMLS	371	62415	351	62535	353
59170SMLS	370	59328SMLS	371	62415B	351	62537	353
59170SMLSXX	372	61451	418	62416	351	62538	353
59170TV	373	61452	418	62416B	351	62539	353
59170V	374	61453	418	62416DC	246	62543	353
59171SMLS	370	61455	418	62417	351	62557	353
59172SMLS	370	61457	418	62417B	351	62559	353
59172SMLSXX	372	61775	375	62418	351	62600	352
59172TV	373	61776	375	62418B	351	62601	352
59172V	374	61777	375	62419	351	62602	352
59173SMLS	370	61778	375	62420	351	62603	352
59174SMLS	370	62075	352	62420B	351	62604	352
59174SMLSXX	372	62076	352	62421	351	62605	352
59174TV	373	62077	352	62428	351	62606	352
59174V	374	62078	352	62430	351	62607	352
59180SMLS	370	62079	352	62431	351	62608	352
59181SMLS	370	62100	349	62432	351	62609	352
59182SMLS	370	62101	349	62433	351	62610	352
59183SMLS	370	62102	349	62434	351	62630	354
59184SMLS	370	62103	349	62435	351	62631	354
59185SMLS	370	62104	349	62436	351	62632	354
59186SMLS	370	62105	349	62437	351	62633	354
59187SMLS	370	62106	349	62438	351	62634	354
59188SMLS	370	62107	349	62440	351	62635	354
59189SMLS	370	62108	349	62441	351	62636	354
59190SMLS	370	62109	349	62442	351	62637	354
59191SMLS	370	62110	349	62445	351	62638	354
59192SMLS	370	62112	349	62446	351	62640	354
59193SMLS	370	62160	349	62447	351	62653	354
59197SMLS	370	62161	349	62448	351	62654	354
59200SMLS	371	62162	349	62449	351	62655	354
59201SMLS	371	62163	349	62450	351	62656	354
59201TV	373	62164	349	62451	351	62657	354
59201V	374	62165	349	62452	351	62658	354
59202SMLS	371	62166	349	62453	351	62660	354
59203SMLS	371	62167	349	62454	351	62670	354
59203TV	373	62168	349	62455	351	62671	354
59203V	374	62169	349	62456	351	62672	354
59204SMLS	371	62180	349	62457	351	62700	354
59205SMLS	371	62181	349	62459	351	62701	354
59206SMLS	371	62182	349	62462	351	62702	354
59207SMLS	371	62183	349	62470	352	62703	354
59207TV	373	62184	349	62471	352	62704	354

# MIDLAND INDUSTRIES

## NUMERICAL INDEX

Part#	Page	Part#	Page	Part#	Page	Part#	Page
62705	354	63391	350	63528	353	64106	378
62706	354	63392	350	63529	353	64107	378
62720	350	63393	350	63530	353	64108	378
62721	350	63394	350	63531	353	64109	378
62722	350	63395	350	63534	353	64110	378
62723	350	63410	351	63535	353	64112	378
62724	350	63410B	351	63537	353	64114	378
62725	350	63411	351	63538	353	64123	378
62726	350	63411B	351	63539	353	64124	378
62727	350	63412	351	63541	353	64126	378
62728	350	63412B	351	63543	353	64127	378
62740	350	63413	351	63550	353	64130	378
62741	350	63413B	351	63601	352	64131	378
62742	350	63414	351	63602	352	64133	378
62744	350	63414B	351	63603	352	64134	378
62745	350	63415	351	63604	352	64137	378
62748	350	63415B	351	63605	352	64138	378
62749	350	63416	351	63606	352	64140	378
62770	352	63416B	351	63607	352	64141	378
62771	352	63417	351	63608	352	64142	378
62772	352	63417B	351	63630	354	64160	378
62773	352	63418	351	63631	354	64161	378
62774	352	63418B	351	63632	354	64162	378
62775	352	63420	351	63633	354	64163	378
62776	352	63421	351	63634	354	64164	378
62777	352	63430	351	63635	354	64165	378
62778	352	63431	351	63636	354	64166	378
62779	352	63432	351	63637	354	64167	378
63075	352	63433	351	63638	354	64168	378
63076	352	63434	351	63653	354	64169	378
63078	352	63435	351	63654	354	64170	378
63100	349	63436	351	63655	354	64171	378
63101	349	63437	351	63656	354	64180	379
63102	349	63438	351	63657	354	64181	379
63103	349	63440	351	63658	354	64182	379
63104	349	63441	351	63660	355	64183	379
63105	349	63442	351	63661	355	64184	379
63106	349	63445	351	63662	355	64185	379
63107	349	63446	351	63663	355	64186	379
63108	349	63447	351	63664	355	64187	379
63110	349	63448	351	63665	355	64188	379
63112	349	63449	351	63670	354	64189	379
63160	349	63450	351	63671	354	64190	379
63161	349	63452	351	63672	354	64191	379
63162	349	63453	351	63680	355	64192	379
63163	349	63454	351	63681	355	64199	379
63164	349	63455	351	63682	355	64200	379
63165	349	63459	351	63683	355	64201	379
63166	349	63470	352	63684	355	64202	379
63167	349	63471	352	63720	350	64203	379
63168	349	63472	352	63721	350	64204	379
63170	349	63473	352	63722	350	64205	379
63180	349	63474	352	63723	350	64206	379
63181	349	63475	352	63724	350	64207	379
63182	349	63476	352	63725	350	64208	379
63183	349	63477	352	63726	350	64209	379
63184	349	63478	352	63727	350	64210	379
63185	349	63480	352	63728	350	64250	380
63186	349	63500	353	63740	350	64251	380
63187	349	63501	353	63742	350	64252	380
63188	349	63502	353	63744	350	64253	380
63190	349	63504	353	63745	350	64254	380
63192	349	63505	353	63748	350	64255	380
63214	353	63506	353	63749	350	64256	380
63215	353	63507	353	63760	355	64257	380
63216	353	63508	353	63761	355	64258	380
63217	353	63509	353	63762	355	64259	380
63218	353	63510	353	63763	355	64260	380
63250	350	63511	353	63764	355	64261	380
63251	350	63512	353	63765	355	64262	380
63252	350	63513	353	63771	352	64269	380
63253	350	63516	353	63773	352	64279	380
63254	350	63517	353	63775	352	64280	380
63255	350	63518	353	63778	352	64286	380
63256	350	63521	353	64100	378	64287	381
63257	350	63522	353	64101	378	64289	380
63258	350	63523	353	64102	378	64291	380
63260	350	63524	353	64103	378	64296	381
63261	350	63526	353	64104	378	64297	381
63390	350	63527	353	64105	378	64298	380
						64299	380



# MIDLAND INDUSTRIES

## NUMERICAL INDEX

Part#	Page	Part#	Page	Part#	Page	Part#	Page
64300	380	64479	384	64694	386	65183	379
64301	380	64480	384	64695	386	65184	379
64303	380	64481	384	64696	386	65185	379
64306	380	64482	384	64697	386	65186	379
64309	381	64486	382	64703	385	65187	379
64316	380	64500	383	64704	385	65188	379
64317	380	64502	383	64705	385	65189	379
64318	380	64504	383	64706	385	65190	379
64319	380	64505	383	64707	385	65191	379
64327	380	64506	383	64708	385	65192	379
64328	380	64507	383	64721	380	65200	379
64330	380	64508	383	64770	375	65201	379
64336	380	64509	383	64771	375	65202	379
64351	380	64510	383	64772	375	65203	379
64364	381	64511	383	64773	375	65204	379
64372	381	64512	383	64774	375	65205	379
64383	381	64513	383	64775	375	65206	379
64385	381	64516	383	64776	375	65207	379
64391	379	64517	383	64777	375	65208	379
64392	379	64518	383	64778	375	65209	379
64393	379	64519	383	64779	375	65210	379
64394	379	64520	383	64780	375	65211	379
64395	379	64521	383	64781	375	65250	380
64396	379	64522	383	64963	385	65251	380
64397	379	64523	383	64964	385	65252	380
64398	379	64524	383	64968	385	65253	380
64410	382	64525	383	65004	554	65254	380
64411	382	64526	383	65006	554	65255	380
64412	382	64527	383	65008	554	65256	380
64413	382	64528	383	65024	554	65257	380
64414	382	64529	383	65026	554	65258	380
64415	382	64530	383	65028	554	65259	380
64416	382	64531	383	65100	378	65260	380
64417	382	64532	383	65101	378	65261	380
64418	382	64533	383	65102	378	65262	380
64419	382	64534	383	65103	378	65267	381
64420	382	64535	383	65104	378	65268	380
64421	382	64537	383	65105	378	65269	380
64422	382	64538	383	65106	378	65273	380
64430	382	64539	383	65107	378	65276	380
64431	382	64540	383	65108	378	65279	380
64432	382	64541	383	65109	378	65280	380
64433	382	64542	383	65110	378	65281	381
64434	382	64543	383	65112	378	65282	380
64435	382	64545	383	65114	378	65286	380
64436	382	64546	383	65122	378	65287	381
64437	382	64547	383	65123	378	65288	381
64438	382	64549	383	65124	378	65289	380
64440	382	64549	383	65126	378	65291	380
64441	382	64550	383	65127	378	65292	381
64442	382	64553	383	65130	378	65293	381
64445	382	64583	385	65131	378	65294	381
64446	382	64584	385	65133	378	65295	381
64447	382	64585	385	65134	378	65296	381
64448	382	64600	384	65136	378	65297	381
64449	382	64601	384	65137	378	65298	380
64450	382	64602	384	65138	378	65299	380
64451	382	64603	384	65139	378	65300	380
64452	382	64604	384	65140	378	65301	380
64453	382	64605	384	65141	378	65302	381
64454	382	64606	384	65142	378	65303	380
64456	382	64607	384	65145	378	65305	381
64457	382	64608	384	65146	378	65306	380
64458	382	64609	384	65150	378	65309	381
64459	382	64610	384	65151	378	65310	381
64461	382	64611	384	65160	378	65311	381
64462	382	64651	384	65161	378	65312	381
64463	382	64652	384	65162	378	65313	381
64464	382	64653	384	65163	378	65314	381
64465	382	64654	384	65164	378	65316	380
64466	382	64655	384	65165	378	65317	380
64470	384	64656	384	65166	378	65318	380
64471	384	64657	384	65167	378	65319	380
64472	384	64658	384	65168	378	65322	380
64473	384	64659	384	65169	378	65323	381
64474	384	64660	384	65170	378	65325	381
64475	384	64661	384	65171	378	65327	380
64476	384	64662	384	65180	379	65328	380
64477	384	64692	386	65181	379	65330	380
64478	384	64693	386	65182	379	65332	381

# MIDLAND INDUSTRIES

## NUMERICAL INDEX

Part#	Page	Part#	Page	Part#	Page	Part#	Page
65334	380	65464	382	65555	383	65971	385
65335	380	65465	382	65557	383	66000	425
65335	381	65466	382	65558	383	66015	418
65336	380	65468	382	65559	383	66024	556
65339	381	65470	384	65574	385	66025	556
65342	380	65471	384	65575	385	66026	556
65343	380	65472	384	65576	385	66028	556
65347	381	65473	384	65583	385	66470	387
65348	381	65474	384	65584	385	66471	387
65349	381	65475	384	65600	384	66472	387
65350	381	65476	384	65601	384	66473	387
65351	380	65477	384	65602	384	66474	387
65359	380	65478	384	65603	384	66500	387
65364	381	65479	384	65604	384	66501	387
65372	381	65480	384	65605	384	66502	387
65375	381	65481	384	65606	384	66503	387
65377	381	65482	384	65607	384	66504	387
65383	381	65486	382	65608	384	66505	387
65385	381	65491	382	65609	384	66506	387
65387	381	65500	383	65610	384	66507	387
65388	381	65501	383	65611	384	66508	387
65390	379	65502	383	65650	384	66509	387
65391	379	65503	383	65651	384	66510	387
65392	379	65504	383	65652	384	66511	387
65393	379	65505	383	65653	384	66512	387
65394	379	65506	383	65654	384	66513	387
65395	379	65507	383	65655	384	66630	388
65396	379	65508	383	65656	384	66631	388
65397	379	65509	383	65657	384	66633	388
65398	379	65510	383	65658	384	66634	388
65400	379	65511	383	65659	384	66635	388
65401	379	65512	383	65660	384	66636	388
65410	382	65513	383	65661	384	66637	388
65411	382	65514	383	65662	384	66653	388
65412	382	65515	383	65664	384	66654	388
65413	382	65516	383	65690	386	66655	388
65414	382	65517	383	65692	386	66656	388
65415	382	65518	383	65693	386	66657	388
65416	382	65518DT	386	65694	386	66658	388
65417	382	65519	383	65695	386	66670	388
65418	382	65520	383	65696	386	66671	388
65419	382	65521	383	65697	386	66672	388
65420	382	65522	383	65704	385	66713	387
65421	382	65522DT	386	65706	385	66760	388
65422	382	65523	383	65721	380	66761	388
65429	382	65523DT	386	65770	375	66762	388
65430	382	65524	383	65770API	376	66763	388
65431	382	65525	383	65771	375	66764	388
65432	382	65526	383	65771API	376	66765	388
65433	382	65527	383	65772	375	66766	388
65434	382	65527DT	386	65772API	376	66767	388
65435	382	65528	383	65773	375	66768	388
65436	382	65528DT	386	65773API	376	66770	388
65437	382	65529	383	65774	375	66771	388
65438	382	65529DT	386	65774API	376	66772	388
65439	382	65530	383	65775	375	66773	388
65440	382	65530DT	386	65775API	376	66774	388
65441	382	65531	383	65776	375	66775	388
65442	382	65531DT	386	65776API	376	66776	388
65443	382	65532	383	65777	375	66778	388
65444	382	65533	383	65777API	376	67470	387
65445	382	65534	383	65778	375	67471	387
65446	382	65535	383	65778API	376	67472	387
65447	382	65537	383	65779	375	67473	387
65448	382	65538	383	65780	375	67474	387
65449	382	65539	383	65780API	376	67475	387
65450	382	65540	383	65781	375	67476	387
65451	382	65541	383	65781API	376	67477	387
65452	382	65541DT	386	65781H	375	67500	387
65453	382	65542	383	65782	375	67501	387
65454	382	65543	383	65783	375	67502	387
65455	382	65543DT	386	65783API	376	67503	387
65456	382	65544	383	65784API	376	67504	387
65457	382	65545	383	65963	385	67505	387
65458	382	65546	383	65964	385	67506	387
65459	382	65547	383	65965	385	67507	387
65460	382	65549	383	65966	385	67508	387
65461	382	65550	383	65967	385	67509	387
65462	382	65552	383	65968	385	67510	387
65463	382	65553	383	65970	385	67511	387

# MIDLAND INDUSTRIES

## NUMERICAL INDEX

Part#	Page	Part#	Page	Part#	Page	Part#	Page
67512	387	73206B5	497	80006	524	86020	506
67513	387	73206N1	496	80007	524	86022	506
67630	388	73206N5	496	80031	524	86030	505
67631	388	73206R	497	80032	524	86030RG	506
67632	388	73206R5	497	80033	524	86030SS	505
67633	388	73206U	497	80034	524	86031	505
67634	388	73206U5	497	80035	524	86031SS	505
67635	388	73207B	497	80036	524	86032	505
67636	388	73207B5	497	80061	525	86035	505
67637	388	73207N5	496	80062	525	86035FRG	506
67638	388	73207R	497	80063	525	86035SS	505
67653	388	73207U	497	80064	525	86036	505
67654	388	73207Y	497	80065	525	86036FRG	506
67655	388	73230B	498	80066	525	86036SS	505
67656	388	73231B	498	80067	525	86037	505
67657	388	73232B	498	80068	525	86040	505
67658	388	73232N5	498	80069	525	86040SS	505
67670	388	73233B	498	80080	525	86041	505
67671	388	73238B	498	80081	525	86041SS	505
67672	388	73341B	495	80100	525	86042	505
67700	387	73343B	495	80101	525	86045	505
67704	387	73343U	495	80102	525	86045SS	505
67705	387	73345B	495	80103	525	86046	505
67709	387	73345U	495	80104	525	86046SS	505
67713	387	73346B	495	80105	525	86047	505
67760	388	73951	68	80201	525	87002	516
67761	388	73951	354	80202	525	87003	516
67762	388	73952	68	80203	525	87004	516
67763	388	73952	354	80204	525	87020	516
67764	388	73953	68	80205	525	87023	516
67765	388	73953	354	80206	525	88024	491
67766	388	73954	68	80207	525	88028	491
67767	388	73954	354	80208	525	88032	491
67768	388	73955	68	80209	525	88038	491
67769	388	73955	354	80301	524	88050	491
67770	388	73956	68	80302	524	88056	491
67771	388	73956	354	80303	524	88065	491
67772	388	73957	68	80304	524	88075	491
67773	388	73957	354	80305	524	88085	491
67774	388	73958	68	80306	524	88095	491
67775	388	73958	354	80307	524	90005	391
67776	388	73959	68	80331	524	90008	391
67777	388	73959	354	80332	524	90010	391
67778	388	73960	68	80333	524	90011	391
69101	389	73960	354	80334	524	90102	392
69102	389	73970	68	80335	524	90103	392
69103	389	73970	355	80336	524	90104	392
69104	389	73971	68	80463	525	90105	392
69105	389	73971	355	80501	524	90106	392
69106	389	73972	68	80502	524	90107	392
69107	389	73972	355	80503	524	90110	392
69108	389	73973	68	80504	524	90111	392
69187	389	73973	355	80505	524	90114	392
69608	390	73974	68	80506	524	90115	392
72404	565	73974	355	80511	524	90116	392
72406	565	73975	68	80512	524	90117	392
72408	565	73975	355	80513	524	90119	392
73043	426	73976	68	80514	524	90120	392
73044	426	73976	355	80515	524	90121	392
73045	426	73977	68	80516	524	90122	392
73046	426	73977	355	80601	525	90123	392
73200N5	496	73979	68	80602	525	90124	392
73201B	497	73979	355	80603	525	90128	392
73203B	497	73980	68	80604	525	90130	392
73203B1	497	73980	355	80605	525	90131	392
73203B5	497	73981	68	80606	525	90132	392
73203G	497	73982	68	80611	525	90140	392
73203N1	496	73982	355	80612	525	90141	392
73203N5	496	74252	565	80613	525	90150	392
73203R	497	74254	565	80614	525	90212	391
73203R5	497	74258	565	80615	525	90215	391
73203U	497	78252	565	80616	525	91008	391
73203U5	497	78254	565	86001	506	91011	391
73203W	497	78256	565	86002	506	92010	491
73203Y	497	78258	565	86005	506	92011	491
73204B	497	80001	524	86006	506	92012	491
73204N5	496	80002	524	86012	506	92013	491
73204U	497	80003	524	86013	506	92014	491
73205B	497	80004	524	86017	506	92015	491
73206B	497	80005	524	86018	506	92016	491

# MIDLAND INDUSTRIES

## NUMERICAL INDEX

Part#	Page	Part#	Page	Part#	Page	Part#	Page
92017	491	95611	174	108039	318	150488	537
92107	392	95612	174	108040	318	160122	537
92116	392	95613	174	108041	318	160144	537
92121	392	96203LW	306	108074	319	160166	537
92128	392	96203UL	306	108075	318	160188	537
93008	491	96204LW	306	108076	318	160244	537
93009	491	96204UL	306	108077	318	160266	537
93011	491	96206LW	306	108088	318	160288	537
93013	491	96206UL	306	108089	318	160344	537
93017	491	96208LW	306	108090	318	160366	537
93113	391	96208UL	306	108091	318	160388	537
93121	391	98801	509	108092	318	170088	574
93123	391	98802	509	108094	318	170388	574
93124	391	98810	508	108095	318	170488	574
93127	391	98811	508	108096	318	180088	574
93128	391	98812	508	108097	318	190112	575
93130	391	98814	509	108098	318	190116	575
93131	391	98815	509	108099	318	190120	575
93139	391	98823	508	108100	318	190124	575
93212	391	98824	508	108101	318	190132	575
95082	564	98825	508	140422	536	190212	575
95084	564	98828	509	140442	536	190216	575
95086	564	98830	509	140444	536	190220	575
95088	564	98840	508	140446	536	190224	575
95300	492	98841	508	140446	536	190232	575
95301	492	98842	509	140448	536	195456	239
95302	492	99803	509	140448	536	195457	239
95303	492	99804	509	140464	536	195458	239
95304	492	99812	508	140466	536	195459	239
95305	492	99813	508	140468	536	195460	239
95306	492	99816	509	140484	536	195461	239
95307	492	99817	509	140486	536	195462	239
95308	492	99825	508	140488	536	195470	239
95309	492	99826	508	140522	536	195471	239
95310	492	99828	509	140542	536	195472	239
95311	492	99830	509	140544	536	195473	239
95312	492	99841	508	140546	536	195474	239
95313	492	99843	508	140564	536	195475	239
95314	492	100025	299	140566	536	195476	239
95315	492	100035	299	140568	536	195481	239
95316	492	100045	299	140568	536	195502	239
95317	492	100065	299	140584	536	195510	239
95318	492	100085	299	140584	536	195511	239
95319	492	107024	316	140586	536	195512	239
95320	492	107025	316	140588	536	195520	239
95321	492	107026	316	150122	536	195521	239
95322	492	107027	316	150124	536	196112	575
95323	492	107029	316	150142	536	196116	575
95324	492	107031	316	150144	536	196120	575
95325	492	107032	316	150146	536	196124	575
95326	492	107042	317	150148	536	196132	575
95327	492	107044	317	150164	536	196212	575
95328	492	107045	317	150166	536	196216	575
95329	492	107047	317	150184	536	196220	575
95330	492	107049	317	150186	536	196224	575
95331	492	107060	316	150188	536	196232	575
95402	492	107061	316	150222	536	206112	576
95404	492	107062	316	150224	536	206116	576
95406	492	107063	316	150242	536	206120	576
95408	492	107064	316	150244	536	206124	576
95410	492	107065	316	150246	536	206132	576
95414	492	107066	316	150248	536	206212	576
95418	492	107067	316	150266	536	206216	576
95422	492	107069	316	150268	536	206220	576
95424	492	107071	316	150284	536	206224	576
95427	492	107072	316	150286	536	206232	576
95432	492	107073	316	150288	536	226188	576
95433	492	108025	319	150322	537	240322	538
95504	492	108026	319	150324	537	240332	538
95506	492	108027	319	150344	537	240333	538
95508	492	108028	319	150346	537	240344	538
95510	492	108029	319	150364	537	240355	538
95512	492	108031	318	150366	537	240364	538
95514	492	108032	318	150368	537	240366	538
95516	492	108033	318	150384	537	240384	538
95518	492	108034	318	150386	537	240386	538
95522	492	108035	318	150388	537	240388	538
95523	492	108036	318	150422	537	240422	539
95524	492	108037	318	150444	537	240442	539
95610	174	108038	318	150466	537	240444	539

# MIDLAND INDUSTRIES

## NUMERICAL INDEX

Part#	Page	Part#	Page	Part#	Page	Part#	Page
240446	539	260166	542	320050	518	400016	559
240448	539	260186	542	320050	521	400020	559
240454	539	260188	542	320050	521	400022	559
240462	539	260244	542	320050	521	400024	559
240464	539	260266	542	320050	521	400032	559
240466	539	260288	542	320050	522	400044	559
240468	539	260322	542	320050	522	400066	559
240484	539	260333	542	320050	522	400088	559
240486	539	260344	542	320053	518	400110	559
240488	539	260366	542	320054	518	400112	559
240522	539	260388	542	320061	51	400116	559
240532	539	270010	543	320065	509	400120	559
240542	539	270012	543	320070	518	400122	559
240544	539	270014	543	320070	521	400124	559
240546	539	270016	543	320070	521	400132	559
240562	539	270110	543	320070	521	400133	559
240564	539	270112	543	320070	522	400144	559
240566	539	270116	543	320070	522	400155	559
240568	539	270120	543	320075	521	400166	559
240584	539	270210	543	320075	521	400188	559
240586	539	270212	543	320075	521	444000	428
240588	539	270216	543	320075	521	444001	428
240664	540	270310	544	320075	522	444002	428
240665	540	270312	544	320075	522	444005	428
240666	540	270316	544	320075	522	444006	428
240668	540	270410	544	320076	519	444007	428
240684	540	270412	544	320076	521	444008	428
240686	540	270416	544	320076	521	444020	428
240810	540	270544	544	320076	521	444021	428
240812	540	270566	544	320076	521	444023	428
240814	540	270568	544	320076	522	444026	428
240816	540	270588	544	320076	522	444040	428
240820	540	270644	544	320076	522	444042	428
240824	540	270666	544	320077	521	444045	428
240832	540	270688	544	320078	519	444048	428
250022	540	300000	514	320078	521	444049	428
250044	540	300001	514	320078	522	444111	428
250055	540	300002	514	320080	519	444112	428
250064	540	300003	514	320080	521	444113	428
250066	540	300004	514	320095	519	444318	428
250086	540	300005	477	320095	521	500012	481
250088	540	300006	514	320095	521	500016	545
250122	541	300008	514	320095	521	500024	545
250132	541	300010	477	320095	521	500032	545
250142	541	300012	477	320095	522	500042	545
250144	541	300014	514	320095	522	500064	545
250146	541	300015	514	320095	522	500066	545
250148	541	300016	477	320120	516	500084	545
250162	541	300017	514	320121	516	500086	545
250164	541	300018	514	320122	516	500088	481
250166	541	300019	514	320410	521	500104	481
250168	541	300020	514	320414	521	500128	481
250184	541	300021	514	325004	478	500152	481
250186	541	300022	514	325005	478	500188	481
250188	541	300023	514	325006	478	500216	481
250242	541	300024	514	325008	478	500248	481
250244	541	300026	514	325010	478	500280	481
250246	541	300028	514	325012	478	540402	152
250262	541	300032	514	325016	478	540402S	152
250264	541	300033	514	325020	478	540402SC	157
250266	541	300034	514	350004	479	540404	152
250268	541	300035	514	350004SS	480	540404S	152
250284	541	307030	519	350005	479	540404SC	157
250286	541	307030	521	350005SS	480	540406C	157
250288	541	307030	522	350006	479	540420	545
250322	542	307031	519	350006SS	480	540422	545
250342	542	308070	490	350008	479	540442	545
250344	542	320000	520	350008SS	480	540444	545
250346	542	320005	520	350010	479	540462	545
250352	542	320005	522	350010SS	480	540464	545
250362	542	320005	522	350012	479	540466	545
250364	542	320010	520	350012SS	480	540484	545
250366	542	320011	520	350016	479	540486	545
250368	542	320021	519	350016SS	480	540488	545
250384	542	320021	522	350020	479	540522	545
250386	542	320021	522	350020SS	480	540524	545
250388	542	320022	519	389522	173	540542	545
260132	542	320023	519	400010	559	540544	545
260142	542	320035	518	400012	559	540546	545
260144	542	320036	518	400014	559	540548	545

# MIDLAND INDUSTRIES

## NUMERICAL INDEX

Part#	Page	Part#	Page	Part#	Page	Part#	Page
540564	545	560044	549	611116	478	620604	149
540566	545	560066	549	611128	478	620604C	158
540568	545	560088	549	611152	478	620606C	158
540588	545	560112	549	611164	478	620800	149
540602	152	560116	549	611176	478	620800C	155
540602S	152	560122	549	611188	478	620806C	158
540602SC	157	560144	549	611200	478	620808C	158
540604	152	560166	549	611212	478	621000	149
540604S	152	560212	549	611224	478	621000C	155
540604SC	157	560216	549	611248	478	621200	149
540606	152	560222	549	611270	478	621200C	155
540606S	152	560244	549	611312	478	640022	551
540606SC	157	560266	549	611332	478	640033	551
540608	152	560288	549	611390	478	640042	551
540608S	152	560312	550	620006	479	640044	551
540608SC	157	560316	550	620006SS	480	640046	551
540642	546	560322	550	620008	479	640048	551
540662	546	560344	550	620008SS	480	640054	551
540664	546	560366	550	620010	479	640055	551
540682	546	560388	550	620010SS	480	640056	551
540684	546	560412	550	620012	479	640064	551
540686	546	560416	550	620012SS	480	640065	551
540802C	157	560422	550	620016	479	640066	551
540804	152	560444	550	620016SS	480	640068	551
540804S	152	560466	550	620020	479	640084	551
540804SC	157	560488	550	620020SS	480	640086	551
540806	152	560512	550	620024	479	640088	551
540806S	152	560516	550	620024SS	480	640142	551
540806SC	157	560520	550	620028	479	640144	551
540808	152	560522	550	620028SS	480	640164	551
540808S	152	560544	550	620032	479	640166	551
540808SC	157	560566	550	620032SS	480	640168	551
541006	152	590400	149	620036	479	640184	551
541006SC	157	590600	149	620036SS	480	640186	551
541008	152	590800	149	620040	479	640188	551
541008S	152	595320	149	620040SS	480	640188	551
541008SC	157	600006	477	620044	479	640400	149
541208	152	600008	477	620044SS	480	640400C	155
541208SC	157	600010	477	620048	479	640406C	155
541212	152	600012	477	620048SS	480	640442	552
545302C	157	600016	477	620052	479	640444	552
550016	547	600020	477	620052SS	480	640464	552
550024	547	600024	477	620056	479	640466	552
550032	547	600028	477	620056SS	480	640468	552
550042	547	600032	477	620060	479	640486	552
550064	547	600036	477	620060SS	480	640488	552
550084	547	600040	477	620064	479	640600	149
550086	547	600044	477	620064SS	480	640600C	155
550088	547	600048	477	620072	479	640604C	155
550122	548	600052	477	620072SS	480	640800	149
550144	548	600056	477	620080	479	640800C	155
550166	548	600060	477	620088	479	640806C	155
550242	548	600064	477	620096	479	641000	149
550246	548	600072	477	620104	479	641000C	155
550248	548	600080	477	620116	479	641200	149
550264	548	600088	477	620128	479	645320C	155
550268	548	600096	477	620152	479	650010	554
550284	548	600104	477	620164	479	650012	554
550286	548	611006	478	620176	479	650016	554
550288	548	611008	478	620188	479	650020	554
550312	548	611010	478	620200	479	650024	554
550316	548	611012	478	620212	479	650032	554
550320	548	611016	478	620224	479	650068	554
550324	548	611020	478	620248	479	650086	554
550332	548	611024	478	620270	479	650142	554
550412	549	611028	478	620300C	155	650144	554
550416	549	611032	478	620312	479	650164	554
550420	549	611036	478	620332	479	650166	554
550424	549	611040	478	620390	479	650168	554
550442	549	611044	478	620400	149	650186	554
550464	549	611048	478	620400C	155	650188	554
550484	549	611052	478	620409C	158	650210	554
550486	549	611056	478	620532	149	650212	554
550512	549	611060	478	620532C	155	650216	554
550516	549	611064	478	620553C	158	650344	554
550520	549	611072	478	620555C	158	650364	554
560012	549	611080	478	620557C	158	650366	554
560016	549	611088	478	620559C	158	650386	554
560020	549	611096	478	620600	149	650388	554
560022	549	611104	478	620600C	155	650400	149
						650400C	155

# MIDLAND INDUSTRIES

## NUMERICAL INDEX

Part#	Page	Part#	Page	Part#	Page	Part#	Page
650444	554	680808	150	700061-10	213	700068-0812	217
650464	554	680808C	156	700061-12	213	700068-1006	217
650466	554	681006	150	700061-14	213	700068-1008	217
650486	554	681006C	156	700062-02	214	700068-1012	217
650488	554	681008	150	700062-03	214	700068-1208	217
650524	555	681008C	156	700062-04	214	700068-1212	217
650542	555	681208	150	700062-05	214	700068-1408	217
650544	555	681208C	156	700062-06	214	700068-1412	217
650546	555	681212	150	700062-07	214	700068-1416	217
650556	555	685301C	156	700062-08	214	700069-0202	218
650564	555	685302C	156	700062-10	214	700069-0302	218
650566	555	685304C	156	700062-12	214	700069-0304	218
650586	555	685320	150	700062-14	214	700069-0402	218
650588	555	685321	150	700064	564	700069-0404	218
650600	149	685322	150	700064-02	214	700069-0406	218
650600C	155	690302	150	700064-03	214	700069-0408	218
650642	555	690402	150	700064-04	214	700069-0502	218
650644	555	690402S	150	700064-05	214	700069-0504	218
650664	555	690402SC	156	700064-06	214	700069-0506	218
650666	555	690404	150	700064-08	214	700069-0602	218
650668	555	690404S	150	700064-10	214	700069-0604	218
650686	555	690404SC	156	700064-14	214	700069-0606	218
650688	555	690406	150	700065-02	215	700069-0608	218
650800	149	690406S	150	700065-03	215	700069-0612	218
650800C	155	690406SC	156	700065-04	215	700069-0704	218
655320	149	690602	150	700065-05	215	700069-0804	218
655320C	155	690602S	150	700065-06	215	700069-0806	218
660010	556	690602SC	156	700065-08	215	700069-0808	218
660012	556	690604	150	700065-10	215	700069-0812	218
660016	556	690604S	150	700065-12	215	700069-1006	218
660020	556	690604SC	156	700065-14	215	700069-1008	218
660044	556	690606	150	700066	564	700069-1012	218
660066	556	690606S	150	700066-0202	216	700069-1208	218
660088	556	690606SC	156	700066-0302	216	700069-1212	218
660210	556	690608	150	700066-0304	216	700069-1412	218
660212	556	690608S	150	700066-0402	216	700070-0202	219
660216	556	690608SC	156	700066-0404	216	700070-0302	219
660224	556	690804	150	700066-0406	216	700070-0402	219
660402	149	690804S	150	700066-0408	216	700070-0404	219
660402C	155	690804SC	156	700066-0502	216	700070-0406	219
660404	149	690806	150	700066-0504	216	700070-0408	219
660404C	155	690806S	150	700066-0506	216	700070-0502	219
660406C	155	690806SC	156	700066-0602	216	700070-0504	219
660602	149	690808	150	700066-0604	216	700070-0602	219
660602C	155	690808S	150	700066-0606	216	700070-0604	219
660604	149	690808SC	156	700066-0608	216	700070-0606	219
660604C	155	691006	150	700066-0612	216	700070-0608	219
660606	149	691006S	150	700066-0804	216	700070-0612	219
660606C	155	691006SC	156	700066-0806	216	700070-0806	219
660608C	155	691008	150	700066-0808	216	700070-0808	219
660802C	155	691008S	150	700066-0812	216	700070-1006	219
660804	149	691008SC	156	700066-1006	216	700070-1008	219
660804C	155	691208	150	700066-1008	216	700070-1012	219
660806	149	691208S	150	700066-1012	216	700071-0302	219
660806C	155	691208SC	156	700066-1208	216	700071-0402	219
660808	149	691212	150	700066-1212	216	700071-0404	219
660808C	155	691212S	150	700066-1408	216	700071-0502	219
665302C	155	695302	150	700066-1412	216	700071-0504	219
665304C	155	695322	150	700068	564	700071-0604	219
680302	150	695322S	150	700068-0202	217	700071-0606	219
680402	150	695322SC	156	700068-0302	217	700071-0806	219
680402C	156	700042	564	700068-0304	217	700072-0202	220
680404	150	700044	564	700068-0402	217	700072-0302	220
680404C	156	700060-02	212	700068-0404	217	700072-0402	220
680406	150	700060-03	212	700068-0406	217	700072-0404	220
680406C	156	700060-04	212	700068-0408	217	700072-0502	220
680408C	156	700060-05	212	700068-0502	217	700072-0504	220
680421	150	700060-06	212	700068-0504	217	700072-0602	220
680602	150	700060-07	212	700068-0506	217	700072-0604	220
680602C	156	700060-08	212	700068-0508	217	700072-0606	220
680604	150	700060-10	212	700068-0602	217	700072-0806	220
680604C	156	700060-12	212	700068-0604	217	700072-0808	220
680606	150	700060-14	212	700068-0606	217	700072-1008	220
680606C	156	700061-02	213	700068-0608	217	700072-1212	220
680608	150	700061-03	213	700068-0612	217	700073-060604	221
680608C	156	700061-04	213	700068-0704	217	700073-060606	221
680804	150	700061-05	213	700068-0706	217	700075-040202	220
680804C	156	700061-06	213	700068-0804	217	700076-0404	220
680806	150	700061-07	213	700068-0806	217	700078-0602	220
680806C	156	700061-08	213	700068-0808	217	700078-0604	220

# MIDLAND INDUSTRIES

## NUMERICAL INDEX

Part#	Page	Part#	Page	Part#	Page	Part#	Page
700078-0606	220	700561-10	213	704046-0808	209	704070-05	209
700078-1002	220	700602C	156	704046-0812	209	704070-06	209
700081-04	213	700604	151	704046-1006	209	704070-08	209
700081-05	213	700604SC	156	704046-1008	209	704070-10	209
700081-06	213	700606	151	704046-1012	209	704075-0604	209
700081-08	213	700606SC	156	704046-1212	209	704075-0806	209
700081-10	213	700608SC	156	704048-0202	210	704222	566
700082-0402	214	700804C	156	704048-0302	210	704242	566
700082-0403	214	700806	151	704048-0402	210	704244	566
700082-0504	214	700806SC	156	704048-0404	210	704266	566
700082-0604	214	700808	151	704048-0406	210	704288	566
700082-0605	214	700808SC	156	704048-0408	210	705302C	156
700082-0806	214	702242	566	704048-0502	210	705304C	156
700082-1006	214	702244	566	704048-0504	210	706100-02	194
700082-1008	214	702264	566	704048-0506	210	706100-04	194
700084-040402	215	702266	566	704048-0602	210	706100-06	194
700084-040406	215	702288	566	704048-0604	210	706100-08	194
700084-060604	215	704014-02	207	704048-0606	210	706100-12	194
700084-080804	215	704014-03	207	704048-0608	210	706101-02	195
700084-080806	215	704014-04	207	704048-0612	210	706101-04	195
700084-101006	215	704014-05	207	704048-0804	210	706101-06	195
700085-0604	215	704014-06	207	704048-0806	210	706101-08	195
700085-0806	215	704014-08	207	704048-0808	210	706101-12	195
700085-1006	215	704014-10	207	704048-0812	210	706102-02	195
700085-1008	215	704014-12	207	704048-1006	210	706102-04	195
700086	564	704018-04	207	704048-1008	210	706102-06	195
700086-0610	216	704018-06	207	704048-1012	210	706102-08	195
700088	564	704018-08	207	704048-1208	210	706102-12	195
700088-0302	218	704018-10	207	704048-1212	210	706103-02	195
700088-0402	218	704018-12	207	704048-1412	210	706103-04	195
700088-0404	218	704020-0604	207	704049-0302	211	706103-06	195
700088-0604	218	704020-0806	207	704049-0402	211	706103-08	195
700088-0606	218	704020-1008	211	704049-0404	211	706103-12	195
700088-0608	218	704039-04	208	704049-0406	211	706104-02	196
700088-0806	218	704039-06	208	704049-0408	211	706104-04	196
700088-0808	218	704039-08	208	704049-0502	211	706104-06	196
700092-06	214	704039-10	208	704049-0504	211	706104-08	196
700092-08	214	704040-04	208	704049-0602	211	706104-12	196
700092-10	214	704040-05	208	704049-0604	211	706107-02	194
700092-14	214	704040-06	208	704049-0606	211	706107-04	194
700093-0404	220	704040-08	208	704049-0608	211	706108-02	196
700094-0404	220	704040-10	208	704049-0612	211	706108-04	196
700095-0402	219	704042-02	208	704049-0804	211	706108-06	196
700095-0404	219	704042-03	208	704049-0806	211	706108-08	196
700095-0604	219	704042-04	208	704049-0808	211	706108-12	196
700095-0606	219	704042-05	208	704049-0812	211	706109-02	196
700095-0806	219	704042-06	208	704049-1006	211	706109-04	196
700095-0808	219	704042-08	208	704049-1008	211	706109-06	196
700095-1008	219	704042-10	208	704049-1012	211	706109-08	196
700097-0806	221	704042-12	208	704049-1208	211	706109-12	196
700242	565	704044-02	208	704049-1212	211	706110-0402	197
700244	565	704044-03	208	704050-0402	211	706110-0602	197
700246	565	704044-04	208	704050-0404	211	706110-0604	197
700248	565	704044-05	208	704050-0604	211	706110-0802	197
700261-02	213	704044-06	208	704050-0606	211	706110-0804	197
700261-03	213	704044-08	208	704050-0608	211	706110-0806	197
700261-04	213	704044-10	208	704050-0612	211	706110-1202	197
700261-05	213	704045-0402	209	704050-0806	211	706110-1204	197
700261-06	213	704045-0404	209	704050-0808	211	706110-1206	197
700261-08	213	704045-0406	209	704050-0812	211	706110-1208	197
700261-10	213	704045-0604	209	704050-1008	211	706110-1604	197
700261-12	213	704045-0606	209	704050-1012	211	706110-1606	197
700261-14	213	704045-0608	209	704050-1212	211	706110-1608	197
700264	565	704045-0806	209	704055-04	210	706110-1612	197
700266	565	704045-0808	209	704055-06	210	706112-02	198
700268	565	704045-1008	209	704055-08	210	706112-04	198
700286	565	704046-0302	209	704055-10	210	706112-06	198
700288	565	704046-0402	209	704056-0604	208	706112-08	198
700402	151	704046-0404	209	704056-0804	208	706112-12	198
700402SC	156	704046-0406	209	704056-0806	208	706113-0224	198
700404	151	704046-0408	209	704056-1006	208	706113-0232	198
700404S	151	704046-0502	209	704056-1008	208	706113-0240	198
700404SC	156	704046-0504	209	704057-0806	210	706113-0248	198
700406SC	156	704046-0602	209	704058-080808	210	706113-0424	198
700561-02	213	704046-0604	209	704059-060604	208	706113-0432	198
700561-03	213	704046-0606	209	704059-060608	208	706113-0440	198
700561-04	213	704046-0608	209	704059-080806	208	706113-0448	198
700561-05	213	704046-0612	209	704059-080810	208	706113-0624	198
700561-06	213	704046-0804	209	704059-101008	208	706113-0632	198
700561-08	213	704046-0806	209	704070-04	209	706114-02	196



# MIDLAND INDUSTRIES

## NUMERICAL INDEX

Part#	Page	Part#	Page	Part#	Page	Part#	Page
706114-04	196	706200-12	194	707014-10	203	709195-04	223
706114-06	196	706201-02	195	707014-12	203	709195-05	223
706114-08	196	706201-04	195	707020-0402	203	709195-06	223
706114-12	196	706201-06	195	707020-0404	203	709199-04	223
706115-02	196	706201-08	195	707020-0602	203	710402	151
706115-04	196	706201-12	195	707020-0604	203	710402S	151
706115-06	196	706205-0604	194	707020-0606	203	710402SC	157
706115-08	196	706206-060604	195	707020-0608	203	710404	151
706115-12	196	706216-02	200	707020-0804	203	710404S	151
706116-02	199	706216-04	200	707020-0806	203	710404SC	157
706116-04	199	706216-06	200	707020-0808	203	710604	151
706116-06	199	706216-08	200	707024-04	203	710604S	151
706116-08	199	706216-12	200	707024-05	203	710604SC	157
706116-12	199	706227-02	200	707024-06	203	710606	151
706118-02	199	706227-04	200	707042-08	204	710606S	151
706118-04	199	706227-06	200	707042-10	204	710606SC	157
706118-06	199	706228-0402	200	707042-12	204	710608SC	157
706119-0402	199	706228-0406	200	707046-0812	204	710804C	157
706119-0602	199	706228-0608	200	707046-1012	204	710804S	151
706119-0604	199	706228-0806	200	707046-1212	204	710806	151
706119-0802	199	706230-02	201	707048-0812	204	710806S	151
706119-0804	199	706230-04	201	707048-1012	204	710806SC	157
706119-0806	199	706230-06	200	707048-1212	204	710808C	157
706119-1208	199	706230-06	201	707201-0402	201	710808S	151
706120-0202	199	706230-08	201	707201-0404	201	715301C	157
706120-0402	199	706232-02	201	707201-0604	201	715302C	157
706120-0404	199	706232-04	201	707201-0606	201	715304C	157
706120-0602	199	706232-06	201	707201-0608	201	720042	564
706120-0604	199	706235-0402	201	707201-0808	201	720044	564
706120-0606	199	706235-0602	201	707401-1208	204	720064	564
706120-0804	199	706235-0604	201	707401-1212	204	720066	564
706120-0806	199	706235-0806	201	707402-12	204	720068	564
706120-0808	199	707001-0202	202	707403-12	204	720086	564
706120-1208	199	707001-0204	202	707404-12	206	720088	564
706120-1212	199	707001-0302	202	707406-12	206	720302	152
706121-02	197	707001-0304	202	707406-12	206	720402	152
706121-04	197	707001-0402	202	707407-12	206	720402S	153
706121-06	197	707001-0404	202	707407-12	206	720402SC	157
706121-08	197	707001-0406	202	707411-1202	204	720404	152
706121-12	197	707001-0408	202	707420-1204	205	720404S	153
706122-02	198	707001-0502	202	707420-1206	205	720404SC	157
706122-04	198	707001-0504	202	707420-1208	205	720406SC	157
706122-06	198	707001-0506	202	707461-12	205	720602S	153
706122-08	198	707001-0602	202	707478-1206	205	720604	152
706122-12	198	707001-0604	202	707478-1208	205	720604S	153
706122-16	198	707001-0606	202	707478-120808	205	720604SC	157
706123-0402	198	707001-0608	202	707478-121208	205	720606	152
706123-0602	198	707001-0804	202	707480-1204	205	720606S	153
706123-0604	198	707001-0806	202	707480-1206	205	720606SC	157
706123-0804	198	707001-0808	202	707480-1208	205	720608C	157
706123-0806	198	707001-0812	202	707480-1212	205	720804	152
706123-1208	198	707001-1006	202	707482-1208	204	720804C	157
706124-02	200	707001-1008	202	707482-1212	204	720804S	153
706124-04	200	707001-1012	202	707484-1208	205	720806	152
706124-06	200	707001-1208	202	707484-121208	205	720806S	153
706124-08	200	707001-1212	202	707486-1212	205	720806SC	157
706124-12	200	707001-1612	202	707486-121208	205	720808	152
706125-02	197	707001-1616	202	709101-0402	222	720808S	153
706125-04	197	707002-0202	202	709101-0404	222	720808SC	157
706125-06	197	707002-0204	202	709101-0604	222	721006C	157
706125-08	197	707002-0302	202	709103-0402	222	721008C	157
706127-02	200	707002-0304	202	709103-0404	222	724010	565
706127-04	200	707002-0402	202	709103-0502	222	724012	565
706127-06	200	707002-0404	202	709103-0602	222	724016	565
706127-08	200	707002-0406	202	709103-0604	222	725301C	157
706127-12	200	707002-0502	202	709104-0404	222	725302C	157
706130-02	200	707002-0504	202	709106-04	222	725304C	157
706130-04	200	707002-0506	202	709106-05	222	730097-0604	221
706131-02	201	707002-0604	202	709106-06	222	734822-0606	221
706131-04	201	707002-0606	202	709108-04	223	737422-1204	221
706131-06	201	707002-0608	202	709110-04	222	737422-1206	221
706131-08	201	707002-0804	202	709110-06	222	737469-0612	221
706140-0402	197	707002-0806	202	709134-02	222	742022	564
706140-0604	197	707002-0808	202	709134-04	222	742042	564
706140-0806	197	707002-1212	202	709135-02	222	742064	564
706140-1208	197	707014-03	203	709135-04	222	742066	564
706200-02	194	707014-04	203	709178-0406	223	742086	564
706200-04	194	707014-05	203	709178-0410	223	742088	564
706200-06	194	707014-06	203	709178-0606	223	742510	565
706200-08	194	707014-08	203	709190	223	742512	565

# MIDLAND INDUSTRIES

## NUMERICAL INDEX

NUMERICAL INDEX

Part#	Page	Part#	Page	Part#	Page	Part#	Page
742516	565	840750	482	922030	233	940142LF	257
746435	231	840800	482	922030	234	940143LF	257
746436	231	840850	482	922036	233	940144LF	257
746438	231	840888	482	922036	234	940147LF	257
746439	231	842010	484	922048	234	940171	263
746440	231	842012	484	922060	234	940171L	264
746446	231	842016	484	922072	234	940171LF	252
746456	231	842020	484	922096	234	940171T	264
746457	231	842024	484	922112	233	940172	263
746466	231	842200	484	922116	233	940172L	264
746470	231	842250	484	922120	233	940172LF	252
746506	232	842300	484	922130	233	940172T	264
746535	232	842350	484	922136	233	940173	263
746536	232	842400	484	922412	233	940173L	264
746537	232	842450	484	922416	233	940173LF	252
746538	232	842500	484	922420	233	940173T	264
746546	232	842550	484	922430	233	940174	263
746556	232	843321	484	922436	233	940174L	264
746566	232	843382	484	923112	234	940174LF	252
746567	232	843388	484	923124	234	940174T	264
746570	232	843450	484	923136	234	940175	263
752022	564	843461	484	923148	234	940175L	264
752044	564	843475	484	923161	234	940175LF	252
752066	564	843525	484	923172	234	940176	263
752088	564	843588	484	923196	234	940176L	264
760001	224	844213	483	923209	233	940176LF	252
760002	224	844225	483	923212	233	940177	263
760004	224	844238	483	923216	233	940177L	264
760005	224	844250	483	923220	233	940177LF	252
760008	224	844263	483	923409	233	940178	263
770402	153	844275	483	923412	233	940178L	264
770402C	157	844300	483	923416	233	940178LF	252
770404	153	844306	483	923420	233	940179	263
770404C	157	844313	483	923648	234	940179LF	252
770604	153	844325	483	923660	234	940180	263
770604C	157	844338	483	923672	234	940180LF	252
770806C	157	844350	483	923936	234	940181	263
771004C	157	844356	483	923948	234	940181LF	252
782512	565	844363	483	923960	234	940212LF	253
782516	565	844375	483	923972	234	940213LF	253
820400	153	844406	483	924115	234	940214LF	253
820400C	158	844413	483	924118	234	940215LF	253
820600	153	844425	483	924124	234	940216LF	253
820600C	158	844456	483	924248	234	940217LF	253
820800	153	844500	483	924260	234	940281	247
820800C	158	844525	483	924272	234	940282	247
821000	153	844600	483	939132	280	940284	247
821000C	158	844625	483	939133	280	940285	247
825320C	158	860402C	158	939134	280	940286	247
840131	482	860404	153	939135	280	940287	247
840150	482	860404C	158	939136	280	940288	247
840175	482	860604	153	939137	280	940289	247
840188	482	860604C	158	939138	280	940291	247
840200	482	860606	153	939139	280	940292	247
840225	482	860606C	158	939140	280	940294	247
840238	482	860806C	158	940121	277	940295	247
840250	482	860808	153	940122	277	940296	247
840256	482	860808C	158	940123	277	940297	247
840263	482	865304C	158	940130	279	940298	247
840275	482	880402C	158	940130LF	257	940299	247
840288	482	880404C	158	940131	279	940300	247
840300	482	880406C	158	940131LF	257	940301	247
840312	482	899000	247	940132	279	940302	247
840325	482	899001	247	940132LF	257	940325	248
840350	482	899002	247	940133	279	940326	248
840375	482	899003	247	940133LF	257	940327	248
840382	482	899004	247	940134	279	940328	248
840400	482	899005	247	940134LF	257	940329	248
840425	482	899050	247	940135	279	940330	248
840450	482	899051	247	940135LF	257	940331	248
840475	482	899052	247	940136	279	940332	248
840500	482	899053	247	940136LF	257	940333	248
840525	482	899054	247	940137	279	940334	248
840550	482	899055	247	940137LF	257	940335	248
840575	482	922009	234	940138	279	940336	248
840600	482	922012	233	940138LF	257	940352	283
840625	482	922012	234	940139	279	940352LF	257
840650	482	922016	233	940139LF	257	940353	283
840675	482	922020	233	940140	279	940353LF	257
840700	482	922024	234	940140LF	257	940354	283

# MIDLAND INDUSTRIES

## NUMERICAL INDEX

Part#	Page	Part#	Page	Part#	Page	Part#	Page
940354LF	257	941167LF	250	944110	276	947126	271
940355	283	941168LF	250	944113	276	947133	278
940355LF	257	941169LF	250	944116	276	947134	278
940356	283	941170LF	250	944117	276	947142	284
940356LF	257	941171LF	250	944128	276	947143	284
940357	283	942100	278	944130	276	947144	284
940357LF	257	942101	278	944132	276	947145	284
940358	283	942102	278	944134	276	948101	267
940358LF	257	942110LF	259	944134LF	203	948102	267
940359	283	942111LF	259	944136	276	948103	267
940359LF	257	942112LF	259	944138	276	948104	267
940360	283	942113LF	259	944139	276	948105	267
940360LF	257	942123LF	259	944140	276	948106	267
940362LF	257	942132LF	260	944142	276	948107	267
940363LF	257	942133LF	260	944142LF	203	948108	267
940364LF	257	942134LF	260	944142LF	276	948131	271
940365LF	257	942135LF	260	944401	285	948132	271
940366LF	257	942142	278	944402	285	948133	271
940367LF	257	942142LF	261	944402V	285	948134	271
940403LF	254	942143LF	261	944403	285	948135	271
940404LF	254	942144LF	261	944403V	285	948141	271
940405LF	254	942145LF	261	944404	285	948142	271
940406LF	254	942150LF	258	944404V	285	948143	271
940407LF	254	942151LF	258	944405	285	948144	271
940408LF	254	942152LF	258	944405V	285	948170	266
940409LF	254	942162LF	260	944406	285	948170L	269
940410LF	254	942163lf	260	944406V	285	948171	266
940411LF	254	942164LF	260	944407	285	948171L	269
940461	277	942165LF	260	944407V	285	948171T	268
940462	277	942170	278	944408	285	948172	266
940464	277	942171	278	944408V	285	948172L	269
940465	277	942208	265	944409	285	948172T	268
940521	282	942209	265	944409V	285	948173	266
940522	282	942210	265	944410	285	948173L	269
940523	282	943200	265	944410V	285	948173T	268
940523LF	257	943201	265	944411	285	948174	266
940524	282	943202	265	944411V	285	948174L	269
940525	282	943203	265	944428	284	948174T	268
940526	282	943204	265	944429	284	948175	266
940527	282	943205	265	944430	284	948175L	269
940528	282	943206	265	944430LF	257	948176	266
940530	282	943207	265	944431	284	948176L	269
940800	514	943212	272	944431LF	257	948177	266
940801	514	943213	272	944432	284	948177L	269
940803	514	943233LF	253	944432LF	257	949101	287
940804	514	943234LF	253	944433	284	949102	287
940805	514	943235LF	253	944433LF	257	949103	287
940806	514	943236LF	253	944434	284	949104	287
940810	515	943237LF	253	944434LF	257	949105	287
940811	515	943284	278	944435LF	257	949106	287
940812	515	943287	278	945601LF	255	949107	287
940813	515	943311	272	945602LF	255	949108	287
940823	515	943312	272	945603LF	255	949111	297
940824	515	943313	272	945604LF	255	949112	297
940825	515	943314	272	945605LF	255	949113	297
940826	515	943331	272	945606LF	255	949114	297
940827	515	943332	272	945611LF	255	949115	297
941133	281	943342	272	945612LF	255	949116	297
941134	281	943343	272	945613LF	255	949117	297
941135	281	943345	272	945614LF	255	949118	297
941136	281	943347	272	945615LF	255	949121	296
941137	281	943348	272	945616LF	255	949122	296
941138	281	943350	272	945621LF	255	949123	296
941140	281	943351	272	945622LF	255	949124	296
941141	281	943612LF	252	945623LF	255	949125	296
941151LF	250	943613LF	252	945631LF	255	949126	296
941152LF	250	943614LF	252	945632LF	255	949127	296
941153LF	250	943615LF	252	945633LF	255	949128	296
941154LF	250	943616LF	252	945640LF	255	949161	288
941155LF	250	943617LF	252	945650LF	255	949162	288
941156LF	250	943750LF	256	945651LF	255	949163	288
941157LF	250	943751LF	256	945652LF	255	949164	288
941158LF	250	943752LF	256	947055LF	261	949165	288
941159LF	250	944100	276	947103	270	949166	288
941160LF	250	944101	276	947104	270	949167	288
941161LF	250	944102	276	947105	270	949168	288
941163LF	250	944103	276	947111	270	949170	288
941164LF	250	944106	276	947112	270	949171	286
941165LF	250	944107	276	947113	270	949172	286
941166LF	250	944109	276	947125	271	949173	286

# MIDLAND INDUSTRIES

## NUMERICAL INDEX

Part#	Page	Part#	Page	Part#	Page	Part#	Page
949174	286	963004	304	973232	498	973953	354
949175	286	963004UL	305	973233	498	973954	68
949176	286	963005	304	973234	498	973954	354
949177	286	963006	304	973238	498	973955	68
949178	286	963006UL	305	973252	499	973955	354
949180	288	963008	304	973253	499	973956	68
949253	295	963010	304	973255	499	973956	354
949254	295	963012	304	973262	499	973957	68
949255	295	963014	304	973323	498	973957	354
949256	295	963016	304	973325	498	973958	68
949257	295	963025	304	973326	498	973958	354
949258	295	970207	238	973327	498	973959	68
949303	295	970208	238	973329	498	973959	354
949304	295	970217	238	973332	498	973961LF	246
949305	295	970218	238	973334	498	973962LF	246
949306	295	970227	238	973343	495	973963LF	246
949307	295	970228	238	973345	495	973965	245
949308	295	970300	241	973567	365	973965LF	246
949353	295	970301	241	973568	365	973966	245
949354	295	970302	241	973569	365	973966LF	246
949355	295	970303	241	973570	364	973967	245
949356	295	970304	241	973571	364	973970LF	246
949357	295	970305	241	973572	364	973971LF	246
949358	295	970306	241	973573	364	973975	245
949401	292	970307	241	973574	364	973975LF	246
949402	292	970308	241	973575	364	973976	245
949403	292	970309	241	973667	365	973976LF	246
949404	292	970310	241	973668	365	973978	245
949405	292	970311	241	973669	365	973979	245
949406	292	970312	241	973670	364	973980	245
949407	292	970313	241	973671	364	973980SS	246
949408	292	970314	241	973672	364	973981	245
949430	291	970330	241	973673	364	973982	245
949431	291	970331	241	973674	364	973982SS	246
949432	291	970332	241	973675	364	973990	68
949441	294	970333	241	973859	419	973990	354
949442	294	970700	241	973862	419	973991	68
949443	294	970701	241	973863	419	973991	354
949444	294	970702	241	973864	419	974264	245
949445	294	970703	241	973866	419	974265	245
949446	294	970704	241	973869	419	982107	522
949447	294	970705	241	973884	419	982107	526
949448	294	970706	241	973885	419	982108	526
949451	293	970707	241	973886	419	982109	526
949452	293	972171	500	973887	419	982110	526
949453	293	972172	500	973888	419	982120	526
949454	293	972173	500	973901	245	982121	526
949455	293	972180	500	973902	245	982122	526
949471	293	972181	500	973903	245	982125	526
949472	293	972182	500	973904	245	982126	526
949473	293	972183	500	973905	245	982130	526
949474	293	972184	500	973906	245	982131	526
949483	294	972185	500	973907	245	982132	526
949484	294	972186	500	973908	245	982135	526
949485	294	972187	500	973909	245	982136	526
949486	294	972190	500	973910	245	982137	526
949487	294	972191	500	973911	245	982138	526
949488	294	972192	500	973912	245	982140	526
949521	295	972193	500	973913	245	983100	526
949522	295	972194	500	973914	245	983101	526
949523	295	972195	500	973925	245	983110	526
949524	295	973200	496	973925SS	246	983115	526
949525	295	973201	496	973926SS	246	983116	526
949526	295	973203	496	973927	245	983120	526
949527	295	973204	496	973927SS	246	983125	526
949528	295	973205	496	973928	245	983126	526
950812	564	973206	496	973928SS	246	983130	526
950816	564	973207	496	973929	245	987245	320
962003	307	973208	496	973930	245	987246	320
962004	307	973211	496	973930SS	246	987247	320
962006	307	973215	499	973947SS	246	987248	320
962008	307	973216	499	973948	245	987249	320
962010	307	973217	499	973948SS	246	987250	320
962010LW	306	973219	499	973949	245	987251	320
962010UL	306	973221	499	973949SS	246	987252	320
962012	307	973223	499	973951	68	987253	320
962012LW	306	973224	499	973951	354	987254	320
962012UL	306	973226	498	973952	68	987255	320
963002	304	973230	498	973952	354	987256	320
963003	304	973231	498	973953	68	987257	320

# MIDLAND INDUSTRIES

## NUMERICAL INDEX

Part#	Page	Part#	Page	Part#	Page	Part#	Page
987258	320	1050029	486	5406126	546	14042016	536
987259	320	1050030	486	5406128	546	14042020	536
987260	320	1050032	486	5406164	546	14042024	536
987261	320	1050033	486	5406166	546	14042424	536
987262	320	1404126	536	5406168	546	14043232	536
987400	321	1404128	536	5406204	546	14051212	536
987401	321	1404812	536	5406206	546	14051216	536
987402	321	1405128	536	5406208	546	14051612	536
987403	321	1405812	536	5406248	546	14051616	536
987404	321	1410083	490	5406328	546	14052020	536
987405	321	1410118	490	5500128	547	14052420	536
987406	321	1501126	536	5502128	548	14052424	536
987407	321	1501128	536	5502812	548	14053232	536
987408	321	1501168	536	5504128	549	15011212	536
988245	320	1501612	536	6200453C	155	15011216	536
988246	320	1502128	536	6400106	551	15011612	536
988247	320	1502812	536	6400108	551	15011616	536
988248	320	1503128	537	6400126	551	15012016	536
988249	320	1503812	537	6400128	551	15012020	536
988250	320	1700812	574	6400168	551	15012024	536
988251	320	1703812	574	6400610	551	15012420	536
988252	320	1704812	574	6400612	551	15012424	536
988253	320	2403106	538	6400616	551	15013232	536
988254	321	2403108	538	6400810	551	15021212	536
988255	321	2403126	538	6400812	551	15021616	536
988256	321	2403128	538	6400816	551	15022020	536
988257	321	2404104	539	6401106	551	15022424	536
988258	321	2404106	539	6401108	551	15031212	537
988259	321	2404108	539	6401126	551	15031216	537
988260	321	2404126	539	6401128	551	15031612	537
988261	321	2404128	539	6401812	551	15031616	537
988262	321	2404612	539	6404108	552	15031620	537
988400	321	2404812	539	6500108	554	15032016	537
988401	321	2404816	539	6501108	554	15032020	537
988402	321	2405106	539	6505128	555	15032424	537
988403	321	2405108	539	6506106	555	15041212	537
988404	321	2405128	539	6506108	555	15041616	537
988405	321	2405812	539	6506128	555	16011212	537
988406	321	2406104	540	7000108	564	16011616	537
988407	321	2406106	540	7000128	564	16021212	537
988408	321	2406108	540	7000812	564	16021616	537
990571	499	2406124	540	7002108	565	16031212	537
990781	365	2406126	540	7002812	565	16031616	537
990782	365	2406128	540	7005410	566	17001212	574
990783	365	2406164	540	7005412	566	17001216	574
990784	365	2406166	540	7005414	566	17001612	574
990785	365	2406168	540	7005418	566	17001616	574
990786	365	2406208	540	7005512	566	17001620	574
990790	174	2406810	540	7005514	566	17001624	574
990791	174	2406812	540	7005614	566	17002016	574
990792	174	2500108	540	7005616	566	17002020	574
990793	174	2500128	540	7005618	566	17002024	574
990794	174	2501106	541	7005816	566	17002032	574
1000265	299	2501108	541	7005818	566	17002420	574
1000365	299	2501126	541	7005822	566	17002424	574
1000465	299	2501128	541	7022108	566	17002432	574
1000665	299	2501612	541	7025410	567	17003232	574
1000865	299	2501812	541	7025412	567	17031212	574
1050000	486	2501816	541	7025512	567	17031216	574
1050001	486	2502128	541	7025614	567	17031612	574
1050002	486	2503106	542	7025616	567	17031616	574
1050003	486	2503108	542	7025816	567	17031620	574
1050006	486	2503612	542	7045210	567	17032016	574
1050007	486	3000004	477	7045412	567	17032020	574
1050008	486	3000006	477	7045414	567	17032024	574
1050009	486	3000008	477	7045612	567	17032420	574
1050010	486	3000020	477	7045616	567	17032424	574
1050011	486	5000126	545	7045618	567	17032432	574
1050012	486	5000128	545	7045816	567	17033232	574
1050013	486	5000168	545	7045818	567	17041016	574
1050014	486	5404126	545	7045822	567	17041212	574
1050015	486	5404128	545	7420108	564	17041216	574
1050016	486	5404166	545	7420128	564	17041220	574
1050017	486	5404168	545	8401088	482	17041612	574
1050018	486	5405128	545	10001065	299	17041616	574
1050020	486	5405612	545	14041212	536	17041620	574
1050021	486	5405812	545	14041216	536	17041624	574
1050023	486	5405816	545	14041612	536	17042016	574
1050025	486	5406122	546	14041616	536	17042020	574
1050026	486	5406124	546	14041620	536	17042024	574

# MIDLAND INDUSTRIES

## NUMERICAL INDEX

Part#	Page	Part#	Page	Part#	Page	Part#	Page
17042032	574	24042424	539	54042416	545	65041616	554
17042420	574	24042432	539	54042420	545	65042020	554
17042424	574	24043220	539	54042424	545	65051212	555
17042432	574	24043224	539	54043224	545	65051612	555
17043232	574	24043232	539	54043232	545	65051616	555
18001212	574	24051212	539	54051212	545	65052424	555
18001216	574	24051216	539	54051216	545	65061012	555
18001612	574	24051612	539	54051220	545	65061212	555
18001616	574	24051616	539	54051616	545	65061616	555
18001620	574	24051620	539	54051620	545	65062020	555
18001624	574	24052020	539	54051624	545	65062424	555
18002016	574	24052024	539	54052020	545	65063232	555
18002020	574	24052424	539	54052024	545	70001012	564
18002024	574	24053232	539	54052424	545	70001212	564
18002420	574	24061210	540	54061612	546	70001616	564
18002424	574	24061216	540	54062012	546	70021212	565
18031212	575	24061612	540	54062016	546	70021216	565
18031216	575	24061620	540	54062412	546	70021616	565
18031612	575	24062012	540	54062416	546	70051018	566
18031616	575	24062016	540	54062420	546	70051020	566
18031620	575	24062416	540	54063212	546	70051022	566
18031624	575	24062420	540	54063216	546	70051222	566
18032016	575	24063224	540	54063220	546	7021212	566
18032020	575	25001010	540	54063224	546	70221616	566
18032024	575	25001212	540	55001212	547	70251022	567
18032420	575	25001612	540	55001612	547	70251227	567
18032424	575	25001616	540	55001612	547	70251633	567
18033232	575	25002020	540	55002016	547	70421212	566
18041212	575	25002424	540	55002020	547	70421616	566
18041216	575	25003232	540	55011212	548	70451227	567
18041220	575	25011012	541	55011616	548	70451633	567
18041612	575	25011212	541	55021216	548	71060404	151
18041616	575	25011216	541	55021612	548	71060404	157
18041620	575	25011412	541	55021616	548	72001212	564
18041624	575	25011612	541	55021620	548	72060404	152
18042016	575	25011616	541	55022020	548	74201212	564
18042020	575	25011620	541	55022424	548	74201612	564
18042024	575	25012016	541	55023232	548	74201616	564
18042420	575	25012020	541	55041612	549	75201010	564
18042424	575	25012024	541	64001010	551	75201212	564
18043232	575	25012416	541	64001012	551	ANV1F	568
22611212	576	25012420	541	64001016	551	ANV1M	568
22611616	576	25012424	541	64001210	551	ANV12F	568
22612020	576	25012432	541	64001212	551	ANV12M	568
22612424	576	25013232	541	64001214	551	ANV14F	568
22613232	576	25021212	541	64001216	551	ANV14M	568
22621212	576	25021612	541	64001610	551	ANV34F	568
22621616	576	25021616	541	64001612	551	ANV34M	568
22622020	576	25022020	541	64001614	551	ANV38F	568
22622424	576	25022424	541	64001616	551	ANV38M	568
22623232	576	25031012	542	64001620	551	AR2	516
23611212	576	25031212	542	64001624	551	ARI-300	440
23611616	576	25031216	542	64002012	551	ARI-400	440
23612020	576	25031616	542	64002016	551	ARI-600	440
23612424	576	25031620	542	64002020	551	AVAWB-063-150GH50	461
23621212	576	25032016	542	64002024	551	AVAWB-075-150GH50	461
23621616	576	25032020	542	64002420	551	AVAWR-063-150GH50	461
23622020	576	25032424	542	64002424	551	AVAWR-075-150GH50	461
23622424	576	25033232	542	64002432	551	BAIRLT-025-300BM45	459
24031010	538	26011212	542	64003224	551	BAIRLT-025-300BM45	459
24031210	538	26031010	542	64003232	551	BAIRLT-025-300BM45	459
24031212	538	26031212	542	64011212	551	BAIRLT-038-300BM45	459
24031414	538	26031616	542	64011612	551	BAIRLT-038-300BM45	459
24031612	538	27051212	544	64011616	551	BAIRLT-038-300BM45	459
24031616	538	27051616	544	64012016	551	BAIRLT-050-300BM65	459
24032016	538	27052020	544	64012020	551	BAIRLT-050-300BM65	459
24032020	538	27061212	544	64012424	551	BAIRLT-050-300BM65	459
24041012	539	27061616	544	64013232	551	Ball	256
24041212	539	27062020	544	64041212	552	BC2-075A-DP	426
24041216	539	27062424	544	64041616	552	BC2-075C-DP	426
24041612	539	50001212	545	64042020	552	BC4-100B-DP	426
24041616	539	50001612	545	65001216	554	BC4-125-DP	426
24041620	539	50002016	545	65011212	554	BC4-200A-DP	426
24041624	539	50002020	545	65011616	554	BC4-200-DP	426
24042012	539	54041212	545	65012020	554	BE-300-SP	425
24042016	539	54041612	545	65012424	554	BG50	418
24042020	539	54041616	545	65013232	554	BG75	418
24042024	539	54042012	545	65031212	554	BG100	418
24042416	539	54042016	545	65041010	554	BG150	418
24042420	539	54042412	545	65041212	554	BG200	418

# MIDLAND INDUSTRIES

## NUMERICAL INDEX

Part#	Page	Part#	Page	Part#	Page	Part#	Page
BG250	418	CDC-800-A1	406	CF-20212-SP	464	CG-200-EPDM	418
BG300	418	CDCSL-200-A1	415	CF-20212-SS304	468	CG-200-NBR	418
BG400	418	CDCSL-200-SS1	416	CF-20213L-SP	464	CG-200-VI	418
BG600	418	CDCSL-300-A1	415	CF-20213-SP	464	CG-250-NBR	418
BLAY-100	450	CDCSL-300-SS1	416	CF-20213-SS304	468	CG-300-EPDM	418
BLAY-125	450	CDCSL-400-A1	415	CF-20214-SP	464	CG-300-NBR	418
BLAY-150	450	CDCSL-400-SS1	416	CF-20214-SS304	468	CG-300-VI	418
BLAY-150-CASS	450	CDCSL-600-A1	415	CF-20215-SP	464	CG-400-NBR	418
BLAY-200	450	CDP-050-A1	406	CF-25303L-SP	465	CG-400-VI	418
BLAY-200-CASS	450	CDP-050-PP	409	CF-25303-SP	465	CG-600-NBR	418
BLAY-250	450	CDP-075-A1	406	CF-30309-SP	465	CG-800-NBR	418
BLAY-300	450	CDP-075-PP	409	CF-30309-SS304	468	CGA-050-A1	405
BLAY-300-CASS	450	CDP-100-A1	406	CF-30310L-SP	465	CGA-050-B1	412
BLAY-400	450	CDP-100-PP	409	CF-30310-SP	465	CGA-050-PP	408
BLAY-400-CASS	450	CDP-100-SS1	411	CF-30310-SS304	468	CGA-050-SS1	410
BLAY-600	450	CDP-125-A1	406	CF-30311L-SP	465	CGA-075-A1	405
BLAY-600-CASS	450	CDP-125-PP	409	CF-30311-SP	465	CGA-075-B1	412
BLOW150-300	437	CDP-125-SS1	411	CF-30311-SS304	468	CGA-075-PP	408
BLOW150-400	437	CDP-150-A1	406	CF-30312L-SP	465	CGA-075-SS1	410
Body	256	CDP-150-PP	409	CF-30312-SP	465	CGA-100-A1	405
BOPF-C	595	CDP-150-SS1	411	CF-30312-SS304	468	CGA-100-B1	412
BRLAYHD-200	451	CDP-200-A1	406	CF-30313L-SP	465	CGA-100-PP	408
BRLAYHD-300	451	CDP-200-B1	413	CF-30313-SP	465	CGA-100-SS1	410
BRLAYHD-400	451	CDP-200-PP	409	CF-30313-SS304	468	CGA-125-A1	405
BRLAYHD-600	451	CDP-200-SS1	411	CF-30314L-SP	465	CGA-125-B1	412
BSB-400-187	441	CDP-250-A1	406	CF-30314-SP	465	CGA-125-PP	408
BSB-400-250	441	CDP-250-B1	413	CF-30314-SS304	468	CGA-125-SS1	410
BSB-450-125	441	CDP-300-A1	406	CF-30315L-SP	465	CGA-150-A1	405
BSB-500-187	441	CDP-300-B1	413	CF-30315-SP	465	CGA-150-B1	412
BSB-500-250	441	CDP-300-PP	409	CF-30315-SS304	468	CGA-150-PP	408
BSB-600-250	441	CDP-300-SS1	411	CF-30400L-SP	465	CGA-150-SS1	410
BSWBLT-063-150GH50	461	CDP-400-A1	406	CF-30400-SP	465	CGA-200-A1	405
BSWBLT-075-150GH50	461	CDP-400-B1	413	CF-30400-SS304	468	CGA-200-B1	412
BW-16-16API-C	595	CDP-400-PP	409	CF-40409-SP	466	CGA-200-PP	408
Cap	256	CDP-400-SS1	411	CF-40410L-SP	466	CGA-200-SS1	410
CC-1113	488	CDP-500-A1	406	CF-40410-SP	466	CGA-250-A1	405
CC-1315	488	CDP-600-A1	406	CF-40410-SS304	469	CGA-250-SS1	410
CC-1517	488	CDP-800-A1	406	CF-40411L-SP	466	CGA-300-A1	405
CC-1518	488	CF-05101-SS304	467	CF-40411-SP	466	CGA-300-B1	412
CC-1720	488	CF-05101S-SP	463	CF-40411-SS304	469	CGA-300-PP	408
CC-2023	488	CF-05102-SS304	467	CF-40412L-SP	466	CGA-300-SS1	410
CC-2225	488	CF-08105-SP	463	CF-40412-SP	466	CGA-400-A1	405
CC-2327	488	CF-08105-SS304	467	CF-40412-SS304	469	CGA-400-B1	412
CC-2528	488	CF-08106-SS304	467	CF-40413L-SP	466	CGA-400-PP	408
CC-2731	488	CF-08108-SS304	467	CF-40413-SP	466	CGA-400-SS1	410
CC-3134	488	CF-10108-SS304	467	CF-40413-SS304	469	CGA-500-A1	405
CC-3740	488	CF-10109-SP	463	CF-40414L-SP	466	CGA-600-A1	405
CDC-050-A1	406	CF-10109-SS304	467	CF-40414-SP	466	CGA-600-B1	412
CDC-050-PP	409	CF-10110-SP	463	CF-40414-SS304	469	CGA-600-SS1	410
CDC-050-SS1	411	CF-10110-SS304	467	CF-40415L-SP	466	CGA-800-A1	405
CDC-075-A1	406	CF-10111-SP	463	CF-40415-SP	466	CGA-3040-A	407
CDC-075-PP	409	CF-10111-SS304	467	CF-40415-SS304	469	CGA-4030-A	407
CDC-075-SS1	411	CF-13113-SP	463	CF-40500L-SP	466	CGASV-300-A	407
CDC-100-A1	406	CF-13114-SP	463	CF-40500-SP	466	CGB-050-A1	405
CDC-100-B1	413	CF-13114-SS304	468	CF-40501L-SP	466	CGB-050-PP	408
CDC-100-PP	409	CF-13115-SS304	468	CF-40501-SP	466	CGB-050-SS1	410
CDC-100-SS1	411	CF-15115-SP	464	CF-60610-SP	466	CGB-075-A1	405
CDC-125-A1	406	CF-15115-SS304	468	CF-60612-SP	466	CGB-075-PP	408
CDC-125-PP	409	CF-15200-SS304	468	CF-60614-SP	466	CGB-075-SS1	410
CDC-125-SS1	411	CF-15201-SP	464	CF-60702-SP	466	CGB-100-A1	405
CDC-150-A1	406	CF-15201-SS304	468	CF-60704-SP	466	CGB-100-B1	412
CDC-150-PP	409	CF-15202L-SP	464	CFT-08104T-SS304	467	CGB-100-PP	408
CDC-150-SS1	411	CF-15202-SP	464	CFT-08106T-SP	463	CGB-100-SS1	410
CDC-200-A1	406	CF-15202-SS304	468	CFT-08106T-SS304	467	CGB-125-A1	405
CDC-200-B1	413	CF-15203-SP	464	CFT-08107T-SP	463	CGB-125-B1	412
CDC-200-PP	409	CF-15203-SS304	468	CFT-08107T-SS304	467	CGB-125-PP	408
CDC-200-SS1	411	CF-15204-SS304	468	CFT-08108T-SP	463	CGB-125-SS1	410
CDC-250-A1	406	CF-15205-SP	464	CFT-08108T-SS304	467	CGB-150-A1	405
CDC-250-SS1	411	CF-15205-SS304	468	CFT-08109T-SP	463	CGB-150-B1	412
CDC-300-A1	406	CF-20208-SP	464	CFT-08109T-SS304	467	CGB-150-PP	408
CDC-300-B1	413	CF-20208-SS304	468	CFT-10114T-SP	463	CGB-150-SS1	410
CDC-300-PP	409	CF-20209L-SP	464	CFT-10115T-SP	463	CGB-200-A1	405
CDC-300-SS1	411	CF-20209-SP	464	CFT-10117T-SP	463	CGB-200-B1	412
CDC-400-A1	406	CF-20209-SS304	468	CFT-10117T-SS304	467	CGB-200-PP	408
CDC-400-B1	413	CF-20210-SP	464	CFT-10118T-SP	463	CGB-200-SS1	410
CDC-400-PP	409	CF-20210-SS304	468	CG-075-NBR	418	CGB-250-A1	405
CDC-400-SS1	411	CF-20211L-SP	464	CG-100-NBR	418	CGB-250-B1	412
CDC-500-A1	406	CF-20211-SP	464	CG-100-VI	418	CGB-250-SS1	410
CDC-600-A1	406	CF-20211-SS304	468	CG-125-NBR	418	CGB-300-A1	405
CDC-600-SS1	411	CF-20212L-SP	464	CG-150-NBR	418	CGB-300-B1	412

# MIDLAND INDUSTRIES

## NUMERICAL INDEX

Part#	Page	Part#	Page	Part#	Page	Part#	Page
CGB-300-PP	408	CGD-075-PP	408	CGE-400CR-SS1	417	CNSC-400CR-SP	423
CGB-300-SS1	410	CGD-075-SS1	410	CGE-400-PP	409	CNT-100CR-SP	422
CGB-400-A1	405	CGD-100-A1	405	CGE-400-SS1	411	CNT-100CR-SS316	422
CGB-400-B1	412	CGD-100-B1	412	CGE-500-A1	406	CNT-125CR-SP	422
CGB-400-PP	408	CGD-100-PP	408	CGE-600-A1	406	CNT-125CR-SS316	422
CGB-400-SS1	410	CGD-100-SS1	410	CGE-600CR-A1	417	CNT-150CR-SP	422
CGB-500-A1	405	CGD-125-A1	405	CGE-600-SS1	411	CNT-150CR-SS316	422
CGB-600-A1	405	CGD-125-B1	412	CGE-800-A1	406	CNT-200CR-SP	422
CGB-800-A1	405	CGD-125-PP	408	CGE-050-A1	406	CNT-200CR-SS316	422
CGB-3020-A	407	CGD-125-SS1	410	CGF-050-B1	413	CNT-250CR-SP	422
CGB-3040-A	407	CGD-150-A1	405	CGF-050-PP	409	CNT-250CR-SS316	422
CGBSL-200-A1	415	CGD-150-B1	412	CGF-050-SS1	411	CNT-300CR-SP	422
CGBSL-200-SS1	416	CGD-150-PP	408	CGF-075-A1	406	CNT-300CR-SS316	422
CGBSL-300-A1	415	CGD-150-SS1	410	CGF-075-B1	413	CNT-400CR-SP	422
CGBSL-300-SS1	416	CGD-200-A1	405	CGF-075-PP	409	CNT-400CR-SS316	422
CGBSL-400-A1	415	CGD-200-B1	412	CGF-075-SS1	411	CNT-400CS-S	422
CGBSL-400-SS1	416	CGD-200-PP	408	CGF-100-A1	406	CNT-400CS-SP	422
CGC-050-A1	405	CGD-200-SS1	410	CGF-100-B1	413	CNT-600CR-SP	422
CGC-050-B1	412	CGD-250-A1	405	CGF-100-PP	409	CNT-600CR-SS316	422
CGC-050-PP	408	CGD-250-SS1	410	CGF-100-SS1	411	CNT-600CS-S	422
CGC-050-SS1	410	CGD-300-A1	405	CGF-125-A1	406	CNT-600CS-SP	422
CGC-075-A1	405	CGD-300-B1	412	CGF-125-PP	409	CNT-600-S	419
CGC-075-B1	412	CGD-300-PP	408	CGF-125-SS1	411	CNT-800CS-S	422
CGC-075-PP	408	CGD-300-SS1	410	CGF-150-A1	406	CNT-800CS-SP	422
CGC-075-SS1	410	CGD-400-A1	405	CGF-150-B1	413	CNTB-200CR-S	423
CGC-100-A1	405	CGD-400-B1	412	CGF-150-PP	409	CNTB-200CR-SS316	423
CGC-100-B1	412	CGD-400-SS1	410	CGF-150-SS1	411	CNTB-300CR-S	423
CGC-100CR-SS1	417	CGD-500-A1	405	CGF-200-A1	406	CNTB-300CR-SS316	423
CGC-100-PP	408	CGD-500-SS1	410	CGF-200-B1	413	CNTB-400CR-S	423
CGC-100-SS1	410	CGD-600-A1	405	CGF-200-PP	409	CNTB-400CR-SS316	423
CGC-125-A1	405	CGD-600-SS1	410	CGF-200-SS1	411	CNTB-600CR-S	423
CGC-125-B1	412	CGD-800-A1	405	CGF-250-A1	406	CNTB-600CR-SS316	423
CGC-125-PP	408	CGD-3020-A	413	CGF-250-B1	413	CPHL-03	488
CGC-125-SS1	410	CGD-4030-A	407	CGF-300-A1	406	CPHL-04	488
CGC-150-A1	405	CGDSL-200-A1	415	CGF-300-B1	413	CPHL-05	488
CGC-150-B1	412	CGDSL-200-SS1	416	CGF-300-PP	409	CPHL-06	488
CGC-150CR-A1	417	CGDSL-300-A1	415	CGF-300-SS1	411	CPHL-07	488
CGC-150CR-SS1	417	CGDSL-300-SS1	416	CGF-400-A1	406	CPHL-08	488
CGC-150-PP	408	CGDSL-400-A1	415	CGF-400-B1	413	CPHL-09	488
CGC-150-SS1	410	CGDSL-400-SS1	416	CGF-400-PP	409	CPHL-10	488
CGC-200-A1	405	CGDSL-600-A1	415	CGF-400-SS1	411	CPHL-11	488
CGC-200-B1	412	CGDSL-600-SS1	416	CGF-500-A1	406	CPHL-12	488
CGC-200CR-A1	417	CGE-050-A1	406	CGF-600-A1	406	CPHL-14	488
CGC-200CR-SS1	417	CGE-050-PP	409	CGF-600-SS1	411	CPHL-16	488
CGC-200-PP	408	CGE-050-SS1	411	CGF-800-A1	406	CPHL-18	488
CGC-200-SS1	410	CGE-075-A1	406	CNFL-200CR-S	423	CPHL-20	488
CGC-250-A1	405	CGE-075-B1	413	CNFL-200CR-SS316	423	CPHLS-04	488
CGC-250-B1	412	CGE-075-PP	409	CNFL-300CR-S	423	CPHLS-05	488
CGC-250CR-A1	417	CGE-075-SS1	411	CNFL-300CR-SS316	423	CPHLS-06	488
CGC-250-SS1	410	CGE-100-A1	406	CNFL-400CR-S	423	CPHLS-07	488
CGC-300-A1	405	CGE-100-B1	413	CNFL-400CR-SS316	423	CPHLS-08	488
CGC-300-B1	412	CGE-100CR-SS1	417	CNFL-600CR-S	423	CPHLS-09	488
CGC-300CR-A1	417	CGE-100-PP	409	CNFL-600CR-SS316	423	CPHLS-10	488
CGC-300CR-SS1	417	CGE-100-SS1	411	CNG-200CR-SP	423	CPHLS-11	488
CGC-300-PP	408	CGE-125-A1	406	CNG-200CR-SS316	423	CPHLS-12	488
CGC-300-SS1	410	CGE-125-PP	409	CNG-200-S	420	CPHLS-14	488
CGC-400-A1	405	CGE-125-SS1	411	CNG-200-SP	420	CPHLS-16	488
CGC-400-B1	412	CGE-150-A1	406	CNG-250CR-SS316	423	CPHLS-18	488
CGC-400CR-A1	417	CGE-150-B1	413	CNG-300CR-SP	423	CPHLS-20	488
CGC-400CR-SS1	417	CGE-150CR-A1	417	CNG-300CR-SS316	423	CPHLS-24	488
CGC-400-PP	408	CGE-150CR-SS1	417	CNG-300-S	420	CPHLS-28	488
CGC-400-SS1	410	CGE-150-PP	409	CNG-300-SP	420	CPHLS-32	488
CGC-500-A1	405	CGE-150-SS1	411	CNG-400CR-SP	423	CRPVC-019	436
CGC-600-A1	405	CGE-200-A1	406	CNG-400CR-SS316	423	CRPVC-025	436
CGC-600CR-A1	417	CGE-200-B1	413	CNG-400CS-S	422	CRPVC-025-100	436
CGC-600-SS1	410	CGE-200CR-A1	417	CNG-400CS-SP	422	CRPVC-031	436
CGC-800-A1	405	CGE-200CR-SS1	417	CNG-400-S	420	CRPVC-031-100	436
CGCSL-200CR-A1	415	CGE-200-PP	409	CNG-400-SP	420	CRPVC-038	436
CGCSL-200CR-SS1	416	CGE-200-SS1	411	CNG-600CR-SP	423	CRPVC-038-100	436
CGCSL-300CR-A1	415	CGE-250-A1	406	CNG-600CS-S	422	CRPVC-050	436
CGCSL-300CR-SS1	416	CGE-250CR-A1	417	CNG-600CS-SP	422	CRPVC-050-100	436
CGCSL-400CR-A1	415	CGE-300-A1	406	CNG-600-S	420	CRPVC-063	436
CGCSL-400CR-SS1	416	CGE-300-B1	413	CNG-600-SP	420	CRPVC-063-100	436
CGCSL-600CR-A1	415	CGE-300CR-A1	417	CNG-800CS-S	422	CRPVC-075	436
CGD-050-A1	405	CGE-300CR-SS1	417	CNG-800CS-SP	422	CRPVC-075-100	436
CGD-050-B1	412	CGE-300-PP	409	CNL-200CR-SP	422	CRPVC-100	436
CGD-050-PP	408	CGE-300-SS1	411	CNL-250CR-SP	422	CRPVC-100-100	436
CGD-050-SS1	410	CGE-400-A1	406	CNL-300CR-SP	422	CRPVC-125	436
CGD-075-A1	405	CGE-400-B1	413	CNL-400CR-SP	422	CRPVC-150	436
CGD-075-B1	412	CGE-400CR-A1	417	CNSC-300CR-SP	423	CRPVC-200	436



# MIDLAND INDUSTRIES

## NUMERICAL INDEX

Part#	Page	Part#	Page	Part#	Page	Part#	Page
CSL-05100S-SP	470	CSL-30311-SP	472	DX5005	504	FF1M	569
CSL-05100S-SS304	474	CSL-30311-SS304	475	DX5006	504	FF12F	569
CSL-08102S-SP	470	CSL-30311S-SP	472	DX5022	504	FF12M	569
CSL-08104-SS304	474	CSL-30312-SP	472	DX5090	504	FF14F	569
CSL-08104S-SS304	474	CSL-30312-SS304	475	DX5190	504	FF14M	569
CSL-08105S-SP	470	CSL-30312S-SP	472	DX5197	504	FF34F	569
CSL-08106-SP	470	CSL-30313-A	469	DX60092	503	FF34M	569
CSL-10107-SP	470	CSL-30313-SP	472	DX140030MG	502	FF38F	569
CSL-10107S-SP	470	CSL-30313-SS304	475	DX140040MG	502	FF38M	569
CSL-10108-SP	470	CSL-30313S-SP	472	DX140050MG	502	FF1234F	569
CSL-10108-SS304	474	CSL-30314-A	469	DX140060MG	502	FF1234M	569
CSL-10108S-SP	470	CSL-30314-SP	472	DX141530MG	502	FF3416F	569
CSL-10109-SP	470	CSL-30314-SS304	475	DX141540MG	502	FF3416M	569
CSL-10109S-SP	470	CSL-30314S-SP	472	DX141550MG	502	FF3812F	569
CSL-10109S-SS304	474	CSL-30315-A	469	DX141560MG	502	FF3812M	569
CSL-10110-SP	470	CSL-30400-SP	472	DX141570MG	502	FLX-075	443
CSL-10110-SS304	474	CSL-40406-SP	473	DX142530MG	502	FLX-100	443
CSL-10110S-SS304	474	CSL-40408-SP	473	DX142540MG	502	FLX-150	443
CSL-10111-SP	470	CSL-40409-SP	473	DX142550MG	502	FLX-200	443
CSL-10111S-SP	470	CSL-40410-SP	473	DX142560MG	502	FLX-300	443
CSL-10112-SP	470	CSL-40410S-SP	473	DX142570MG	502	FLX-400	443
CSL-10112-SS304	474	CSL-40411-A	469	DX144030MG	502	FLXS-100	443
CSL-13113S-SP	470	CSL-40411-SP	473	DX144040MG	502	FLXS-200	443
CSL-13113S-SS304	475	CSL-40411S-SP	473	DX144050MG	502	FLXS-300	443
CSL-13114-SS304	475	CSL-40412-A	469	DX144060MG	502	FLXS-400	443
CSL-13114S-SP	470	CSL-40412-SP	473	DX144070MG	502	FN-075	427
CSL-15112-SP	471	CSL-40412S-SP	473	DX250030	502	FN-075G	427
CSL-15115-SP	471	CSL-40413-A	469	DX250040	502	FN-100	427
CSL-15200-SP	471	CSL-40413-SP	473	DX250050	502	FN-150	427
CSL-15201-SP	471	CSL-40413S-SP	473	DX250060	502	FN-200	427
CSL-15201-SS304	475	CSL-40414-A	469	DX251530	502	FRAC400-300	447
CSL-15202-SP	471	CSL-40414-SP	473	DX251540	502	FRAC400-400	447
CSL-15202S-SP	471	CSL-40414S-SP	473	DX251550	502	FRAC400-600	447
CSL-15203-SP	471	CSL-40415-SP	473	DX251560	502	FS6400044	562
CSL-15204-SP	471	CSL-40500-SP	473	DX252530	502	FS6400046	562
CSL-15205-SP	471	CSL-40500S-SP	473	DX252540	502	FS6400064	562
CSL-15206-SP	471	CSL-60604-SP	473	DX252550	502	FS6400066	562
CSL-20204-SP	471	CSL-60606-SP	473	DX252560	502	FS6400088	562
CSL-20206-SP	471	CSL-60608-SP	473	DX254030	502	FS6400086	562
CSL-20206-SS304	475	CSL-60610-SP	473	DX254040	502	FS6400088	562
CSL-20206S-SP	471	CSL-60612-SP	473	DX254050	502	FS64000108	562
CSL-20207-SP	471	CSL-60614-SP	473	DX254060	502	FS64000128	562
CSL-20207-SS304	475	CSL-60700-SP	473	DX256500	502	FS64000810	562
CSL-20207S-SP	471	CSL-60702-SP	473	DX259520	502	FS64000812	562
CSL-20208-SP	471	CSL-60704-SP	473	DX259530	502	FS640001010	562
CSL-20208-SS304	475	CSL-80812-SP	473	DX259540	502	FS640001012	562
CSL-20209-A	469	CSL-80900-SP	473	DX259550	502	FS640001210	562
CSL-20209-SP	471	CSL-80904-SP	473	DX259560	502	FS640001212	562
CSL-20209-SS304	475	CSL-80908-SP	473	DX259570	502	FS640001216	562
CSL-20209S-SP	471	CSL-100108-SP	474	DX722530	503	FS640001612	562
CSL-20210-A	469	CSL-100114-SP	474	DX722540	503	FS640001616	562
CSL-20210-SP	471	DA-2015-A	407	DX722550	503	FS640001620	562
CSL-20210-SS304	475	DA-2030-A	407	DX723230	503	FS640002020	562
CSL-20210S-SP	471	DA-3015-A	407	DX723240	503	FS640002024	562
CSL-20211-A	469	DA-3020-A	407	DX723250	503	FS640002424	562
CSL-20211-SP	471	DA-3040-A	407	DX723260	503	FS240344	562
CSL-20211-SS304	475	DA-4030-A	407	DX724030	503	FS240364	562
CSL-20211S-SP	471	DA-6040-A	407	DX724040	503	FS240388	562
CSL-20212-SP	471	DD-2020-A	407	DX724050	503	FS250044	561
CSL-20212-SS304	475	DD-2030-A	407	DX724060	503	FS250066	561
CSL-20213-SP	471	DD-3030-A	407	DX725030	503	FS250088	561
CSL-20214-SP	471	DD-3040-A	407	DX725040	503	FS250142	561
CSL-20214-SS304	475	DD-4040-A	407	DX725050	503	FS250144	561
CSL-20215-SP	471	DURFL-200	452	DX725060	503	FS250164	561
CSL-20300-SP	471	DURFL-200-CCASSP	452	EPDM-150	442	FS250166	561
CSL-25302-SP	472	DURFL-300	452	EPDM-200	442	FS250186	561
CSL-25306-SP	472	DURFL-300-CCASSP	452	EPDM-300	442	FS250188	561
CSL-30304-SP	472	DURFL-400	452	EPDM-400	442	FS250342	561
CSL-30306-SP	472	DURFL-400-CASSP	452	F38	490	FS250344	561
CSL-30306S-SP	472	DURFL-400-CCASSP	452	F40	490	FS250364	561
CSL-30307-SP	472	DURFL-600	452	F100	490	FS250366	561
CSL-30308-SP	472	DURFL-600-CASSP	452	FE-025-SP	425	FS250386	561
CSL-30308S-SP	472	DX35TR25	503	FE-038-SP	425	FS250388	561
CSL-30309-SP	472	DX35TR38	503	FE-050-SP	425	FS260344	561
CSL-30309-SS304	475	DX4324	504	FE-075-SP	425	FS260366	561
CSL-30309S-SP	472	DX4336	504	FE-100-SP	425	FS260388	561
CSL-30310-A	469	DX4424	504	FE-125-SP	425	FS270044	562
CSL-30310-SP	472	DX4436	504	FE-150-SP	425	FS640244	562
CSL-30310-SS304	475	DX4524VG	504	FE-200-SP	425	FS640266	562
CSL-30310S-SP	472	DX4536VG	504	FF1F	569	FS640288	562



# MIDLAND INDUSTRIES

## NUMERICAL INDEX

Part#	Page	Part#	Page	Part#	Page	Part#	Page
ME-075-SP	425	PON-063-B	439	SS43-04-06FJ90	594	SS2403-20-20	582
ME-075-SS	424	PON-075-B	439	SS43-04-06MP	594	SS2404-04-02	582
ME-100-B	424	PREM-125-250	438	SS43-06-04FJ	594	SS2404-04-04	582
ME-100-SP	425	PREMR-038-300	438	SS43-06-04MP	594	SS2404-04-06	582
ME-100-SS	424	PREMR-050-300	438	SS43-06-06FJ	594	SS2404-04-08	582
ME-125-SS	424	PREMR-075-300	438	SS43-06-06FJ45	595	SS2404-06-04	582
ME-150-SS	424	PREMR-100-300	438	SS43-06-06FJ90	594	SS2404-06-06	582
ME-200-SS	424	Push Ring	256	SS43-06-06MP	594	SS2404-06-08	582
ME-250-SS	424	PWAG-038-50AS	462	SS43-06-08FJ	594	SS2404-08-04	582
ME-300-SS	424	PWAG-038-100AS	462	SS43-08-08FJ	594	SS2404-08-06	582
ME-400-SS	424	PWAG-038-200AS	462	SS43-08-08FJ45	595	SS2404-08-08	582
MFC12N	572	R88DB-12-DP	485	SS43-08-08FJ90	594	SS2404-08-12	582
MFC34N	572	R88DB-16-DP	485	SS43-08-08MP	594	SS2404-08-16	582
MFC38N	572	R88DB-20-DP	485	SS43-08-10FJ	594	SS2404-10-08	582
MMFC4NPT	571	R88DB-24-DP	485	SS43-10-08MP	594	SS2404-12-08	582
MMFC6NPT	571	R88DB-32-DP	485	SS43-10-10FJ	594	SS2404-12-12	582
MMFC8NPT	571	RAIR-025-300BM45	459	SS43-12-12FJ	594	SS2404-12-16	582
MMFC12NPT	571	RAIR-038-300BM45	459	SS43-12-12FJ45	595	SS2404-16-08	582
MMFC16NPT	571	RAIR-050-300BM65	459	SS43-12-12FJ90	594	SS2404-16-12	582
MMFC20NPT	571	RSPVC -200	457	SS43-12-12MP	594	SS2404-16-16	582
MMNV4NPT	571	RSPVC-300	457	SS43-16-16FJ	594	SS2404-24-24	582
MMNV6NPT	571	RSPVC-400	457	SS43-16-16FJ90	594	SS2404-32-32	582
MMNV8NPT	571	RSPVC-600	457	SS43-16-16MP	594	SS2405-04-04	582
MMNV12NPT	571	SA-200-A	407	SS304-C-04	581	SS2405-06-04	582
MMNV16NPT	571	SA-300-A	407	SS304-C-06	581	SS2405-06-06	582
MXH-238	439	SA-400-A	407	SS304-C-08	581	SS2405-08-08	582
MXH-250	439	SA-2030-A	407	SS304-C-10	581	SS2405-12-12	582
MXH-300	439	SA-3040-A	407	SS304-C-12	581	SS2405-16-16	582
MXH-350	439	SAT-200	455	SS304-C-16	581	SS2405-20-20	582
MXH-400	439	SAT-300	455	SS306-04	584	SS2406-06-04	583
MXH-500	439	SAT-400	455	SS306-06	584	SS2406-08-04	583
NV1F	570	SAT-600	455	SS306-08	584	SS2406-08-06	583
NV1M	570	SATG-075	454	SS306-10	584	SS2406-10-08	583
NV12F	570	SATG-100	454	SS306-12	584	SS2406-12-04	583
NV12M	570	SATG-125	454	SS306-16	584	SS2406-12-06	583
NV14F	570	SATG-150	454	SS318-04	581	SS2406-12-08	583
NV14M	570	SATG-200	454	SS318-06	581	SS2406-16-04	583
NV34F	570	SATG-250	454	SS318-08	581	SS2406-16-06	583
NV34M	570	SATG-300	454	SS318-10	581	SS2406-16-08	583
NV38F	570	SATG-400	454	SS318-12	581	SS2406-16-12	583
NV38M	570	SATO-200	454	SS318-16	581	SS2408-04	583
OETP-1098	490	SATO-300	454	SS318-20	581	SS2408-06	583
OILVC-200	446	SATO-400	454	SS318-24	581	SS2408-08	583
OILVC-300	446	SATW-100	455	SS318-32	581	SS2408-10	583
OILVC-400	446	SATW-125	455	SS319-04	581	SS2408-12	583
OILVS-150	445	SATW-150	455	SS319-06	581	SS2408-16	583
OILVS-200	445	SATW-200	455	SS319-08	581	SS2408-20	583
OILVS-300	445	SATW-300	455	SS319-10	581	SS2500-06-06	583
OILVS-400	445	SATW-400	455	SS319-12	581	SS2501-04-02	583
OILVS-600	445	SATW-600	455	SS319-16	581	SS2501-04-04	583
OPPWB-063-150GH50	460	SB-200-SP	427	SS319-20	581	SS2501-04-06	583
OPPWB-075-150GH50	460	SB-300-SP	427	SS319-24	581	SS2501-06-04	583
OPPWR-063-150GH50	460	SBB-075-50	442	SS319-32	581	SS2501-06-06	583
OPPWR-075-150GH50	460	SBB-075-100	442	SS1404-04-04	580	SS2501-08-08	583
O-Ring	256	SBB-125-50S	442	SS1404-04-06	580	SS2501-12-12	583
P1	490	SBB-125-100S	442	SS1404-06-06	580	SS2501-16-16	583
P300	490	SBB-150-50	442	SS1404-06-08	580	SS2502-04-04	584
P-1520-000-TEE	69	SBB-300	442	SS1404-08-08	580	SS2502-06-06	584
P-1521-000-EL	69	SC-200R-SP	485	SS1404-12-12	580	SS2502-08-04	584
P-1522-000	69	SC-300R-SP	485	SS1404-16-16	580	SS2502-08-06	584
Packing	256	SC-400R-SP	485	SS1405-04-04	580	SS2502-08-08	584
Packing Nut	256	SC-600R-SP	485	SS1405-06-06	580	SS2502-10-08	584
PDB250-200	448	SCR-300-SS304	427	SS1405-08-08	580	SS2502-12-12	584
PDB250-300	448	SCR-400-SS304	427	SS1405-12-12	580	SS2502-16-12	584
PDB250-400	448	Seat	256	SS1405-16-16	580	SS2502-16-16	584
PDB250-600	448	Seat Ring	256	SS2403-04-04	582	SS2503-04-04	584
PDR-125	447	SL-200-SP	427	SS2403-05-05	582	SS2503-06-04	584
PDR-150	447	SL-300-SP	427	SS2403-06-04	582	SS2503-06-06	584
PDR-300	447	SR-200-SP	427	SS2403-06-06	582	SS2503-08-08	584
PDR-400	447	SR-250-SP	427	SS2403-08-04	582	SS2503-10-08	584
PDR-600	447	SR-300-SP	427	SS2403-08-06	582	SS2503-12-12	584
PF-200-AD	426	SR-400-SP	427	SS2403-08-08	582	SS2503-16-16	584
PF-300-AD	426	SR-600-SP	427	SS2403-10-08	582	SS2603-04-04-04	584
PL-200-AD	426	SR-800-SP	427	SS2403-10-10	582	SS2603-06-06-06	584
PL-300-AD	426	SS43-04-04FJ	594	SS2403-12-04	582	SS2603-08-08-08	584
PM-200-A	426	SS43-04-04FJ45	595	SS2403-12-06	582	SS2603-12-12-12	584
PM-300-A	426	SS43-04-04FJ90	594	SS2403-12-08	582	SS2603-16-16-16	584
PON-025-B	439	SS43-04-04MP	594	SS2403-12-12	582	SS2700-04-04	585
PON-038-B	439	SS43-04-06FJ	594	SS2403-16-12	582	SS2700-06-06	585
PON-050-B	439	SS43-04-06FJ45	595	SS2403-16-16	582	SS2700-08-08	585

# MIDLAND INDUSTRIES

## NUMERICAL INDEX

Part#	Page	Part#	Page	Part#	Page	Part#	Page
SS2700-12-12	585	SS5500-06-06	588	SS6500-16-16	591	TLB-400	445
SS2700-16-16	585	SS5500-08-08	588	SS6500-20-20	591	TLB-600	445
SS2705-04-04	585	SS5500-12-12	588	SS6501-04-04	591	TLBS150-100	444
SS2705-06-06	585	SS5500-16-16	588	SS6501-04-06	591	TLBS150-150	444
SS2705-08-08	585	SS5502-02-02	588	SS6502-04-04	592	TLBS150-200	444
SS2705-12-12	585	SS5502-04-04	588	SS6502-06-06	592	TLBS150-300	444
SS2705-16-16	585	SS5502-06-06	588	SS6502-08-08	592	TLBS150-400	444
SS2707-04-04	586	SS5502-08-08	588	SS6502-10-10	592	TLBS150-600	444
SS2707-06-06	586	SS5502-12-12	588	SS6502-12-12	592	TLBS300-200	446
SS2707-08-08	586	SS5502-16-16	588	SS6502-16-16	592	TLBS300-300	446
SS5000-02-02	586	SS5503-04-04	588	SS6502-20-20	592	TLBS300-400	446
SS5000-04-04	586	SS5504-02-02	589	SS6505-04-04	592	TLBS300-600	446
SS5000-06-04	586	SS5504-04-04	589	SS6505-06-06	592	TPT-1	490
SS5000-06-06	586	SS5504-06-06	589	SS6505-08-08	592	TTD150-200	444
SS5000-08-06	586	SS5504-08-08	589	SS6505-12-12	592	TTD150-300	444
SS5000-08-08	586	SS5504-12-12	589	SS6505-16-16	592	TTD150-400	444
SS5000-12-12	586	SS5504-16-16	589	SS6506-04-04	592	WHIP-L	427
SS5000-16-08	586	SS5600-02-02-02	589	SS6506-06-06	592	WHIP-S	427
SS5000-16-12	586	SS5600-04-04-04	589	SS6506-08-08	592	WSB-125	456
SS5000-16-16	586	SS5600-06-06-06	589	SS6506-12-12	592	WSB-150	456
SS5402-04-02	587	SS5600-08-08-08	589	SS6506-16-16	592	WSB-200	456
SS5404-02-02	586	SS5600-12-12-12	589	SS6565-04-04	592	WSB-300	456
SS5404-04-02	586	SS5600-16-16-16	589	SS6565-06-06	592	WSB-400	456
SS5404-04-04	586	SS5602-04-04	589	SS6565-08-08	592	WSB-600	456
SS5404-06-04	586	SS5602-08-08	589	SS6565-12-12	592	YAIROR-038-300BM45	460
SS5404-06-06	586	SS5602-16-16	589	SS6801-04-04	593	YAIROR-038-300BM45	460
SS5404-08-04	586	SS5605-02-02-02	589	SS6801-04-06	593	YAIROR-038-300BM45	460
SS5404-08-06	586	SS5605-04-04-04	589	SS6801-04-08	593	YAIROR-050-300BM65	460
SS5404-08-08	586	SS5605-06-06-06	589	SS6801-06-04	593	YAIROR-050-300BM65	460
SS5404-12-04	586	SS5605-08-08-08	589	SS6801-06-06	593	YAIROR-050-300BM65	460
SS5404-12-06	586	SS5605-12-12-12	589	SS6801-06-08	593		
SS5404-12-08	586	SS5605-16-16-16	589	SS6801-08-06	593		
SS5404-12-12	586	SS6400-04-04	590	SS6801-08-08	593		
SS5404-16-08	586	SS6400-04-06	590	SS6801-08-10	593		
SS5404-16-12	586	SS6400-04-08	590	SS6801-08-12	593		
SS5404-16-16	586	SS6400-06-05	590	SS6801-08-16	593		
SS5405-02-02	587	SS6400-06-06	590	SS6801-12-12	593		
SS5405-02-04	587	SS6400-06-08	590	SS6801-16-16	593		
SS5405-04-04	587	SS6400-06-10	590	SS6802-04-04	593		
SS5405-04-06	587	SS6400-08-06	590	SS6802-06-06	593		
SS5405-04-08	587	SS6400-08-08	590	SS6802-08-08	593		
SS5405-06-06	587	SS6400-08-10	590	SS6802-12-12	593		
SS5405-06-08	587	SS6400-08-12	590	SS6802-16-16	593		
SS5405-06-12	587	SS6400-12-08	590	SS250342	584		
SS5405-08-08	587	SS6400-12-12	590	SS250384	584		
SS5405-08-12	587	SS6400-12-16	590	SS25030608	584		
SS5405-08-16	587	SS6400-16-12	590	SS25031612	584		
SS5405-12-12	587	SS6400-16-16	590	SSCN-04	586		
SS5405-12-16	587	SS6400-16-20	590	SSCN-06	586		
SS5405-16-16	587	SS6400-20-20	590	SSCN-08	586		
SS5406-04-02	587	SS6402-04-04	590	SSCN-12	586		
SS5406-06-04	587	SS6402-06-06	590	SSCN-16	586		
SS5406-08-04	587	SS6402-08-08	590	SSCN-20	586		
SS5406-08-06	587	SS6402-12-12	590	SSWO-04FJ	593		
SS5406-12-04	587	SS6402-16-16	590	SSWO-06FJ	593		
SS5406-12-06	587	SS6405-04-04	590	SSWO-08FJ	593		
SS5406-12-08	587	SS6405-06-04	590	SSWO-12FJ	593		
SS5406-16-04	587	SS6405-06-06	590	SSWO-16FJ	593		
SS5406-16-06	587	SS6405-08-08	590	SSWO-20FJ	593		
SS5406-16-08	587	SS6405-12-08	590	SSWO-24FJ	593		
SS5406-16-12	587	SS6405-12-12	590	SSWO-32FJ	593		
SS5406-20-12	587	SS6405-16-16	590	ST250-075-50	449		
SS5406-20-16	587	SS6408-04	591	ST250-075-100	449		
SS5406-C-04	588	SS6408-06	591	ST250-100-50	449		
SS5406-C-06	588	SS6408-08	591	ST250-100-100	449		
SS5406-C-08	588	SS6408-10	591	ST250-200-50	449		
SS5406-C-12	588	SS6408-12	591	ST250-200-100	449		
SS5406-C-16	588	SS6408-16	591	ST250-300	449		
SS5406-HHP-04	587	SS6408-HH-02	591	ST250B-075-50	449		
SS5406-HHP-06	587	SS6408-HH-04	591	ST250B-100-50	449		
SS5406-HHP-08	587	SS6408-HH-06	591	ST250B-150-50	449		
SS5406-HHP-12	587	SS6408-HH-08	591	ST250B-200-50	449		
SS5406-HHP-16	587	SS6408-HH-10	591	Stem	256		
SS5406-P-04	587	SS6408-HH-12	591	SUPER-200	456		
SS5406-P-06	587	SS6408-HH-16	591	TLB-075	445		
SS5406-P-08	587	SS6500-04-04	591	TLB-100	445		
SS5406-P-12	587	SS6500-06-06	591	TLB-125	445		
SS5406-P-16	587	SS6500-08-08	591	TLB-150	445		
SS5500-02-02	588	SS6500-10-10	591	TLB-200	445		
SS5500-04-04	588	SS6500-12-12	591	TLB-250	445		

**Standard Terms and Conditions of Sale**

Any order by a person ("Buyer") for goods (an "Order"), if accepted, is accepted subject to these Midland Industries Standard Terms and Conditions of Sale ("T&Cs"), which are incorporated into any acceptance, acknowledgement, invoice and other document issued by Midland Industries ("Seller") in response to such Order (each a "Response"), and any reference thereto shall include these T&Cs. No waiver, alteration, or modification of these T&Cs shall be valid unless expressly agreed to in writing by Seller. The T&Cs constitute the entire agreement between the parties and any different, additional or conflicting terms or conditions set forth in Buyer's purchase order or any other document issued by Buyer are expressly objected to by Seller and the terms hereof, including those contained in the applicable Response, shall exclusively govern the purchase and sale of the goods covered by the Response unless there is another manually signed agreement between the parties, which shall control to the extent there is a conflict between the terms of such agreement and these T&Cs.

**Payment Terms.** Payment terms are 2%-10days/net 30 on approved accounts in good standing and shall be paid in United States dollars. The 2% discount terms is for purchased goods only-there is no discount off of freight. Any additional discounts taken will be charged back to the account, and is due by the customer. The allowed discount amount is stated on each invoice. Shipment may be held if account is past due. Buyer agrees that any overdue amounts shall be subject to a late payment charge on the overdue balance of 1.5% per month or such lesser amount as is the maximum rate of interest allowed by law. Buyer shall pay any and all reasonable costs, including attorneys' fees, incurred by Seller while collecting any delinquent balance. Debit memos are not accepted unless approved.

**Price.** The Seller list or quoted price is subject to change without notice. The goods are invoiced at prices in effect on date of shipment. Prices do not include taxes, if any, based upon or measured by the sales price, which taxes will be added to the prices where applicable. Any taxes which Seller may be required to pay or collect, upon or with respect to the sale, purchase, delivery, storage, processing, use, or transportation of the goods purchased hereunder, shall be for Buyer's account, and shall be paid promptly by Buyer to Seller upon demand.

**Delivery Terms.** All goods are sold FOB our shipping USA locations. Title and risk of loss passes to the buyer upon delivery to the carrier. Freight is prepaid via the carrier of our choice on orders totaling \$1,500 or more to any destination in the USA. Backorders for items from prepaid orders that are marked in our price list as "stock" items will be shipped prepaid along with upcoming prepaid orders when possible. Non-stocked or special-ordered items will be shipped when available. Buyer is responsible for costs associated with shipment upon acceptance if so assigned based on freight classification (*i.e.*, "prepaid" or FOB)

**Title/Security.** Unless a conditional sale is noted in this Agreement, title to the goods covered by this Agreement shall pass to Buyer upon delivery to carrier. Buyer hereby grants Seller and Seller hereby reserves a purchase money security interest in and to the goods sold to Buyer together with all proceeds thereof to secure Buyer's performance and payment. Buyer agrees upon Seller's request to do all acts and execute all documents reasonably necessary to assist Seller's perfection and maintenance of any such security title and right of possession, including, but not limited to, executing and filing documents with the appropriate governmental agency.

**Orders.** (A) Domestic (USA) Sales. Buyer shall submit a purchase order ("Purchase Order") for the goods which shall, at minimum, include: (a) part number of the goods ordered; (b) quantity; (c) price of the goods; (d) requested delivery date; and (e) shipping instructions and shipping address, including a statement that the goods will be shipped in accordance with these T&Cs. All Purchase Orders are subject to acceptance by Seller. Buyer shall be responsible for all additional costs resulting from errors made in connection with telephone, online, or hand written Purchase Orders accepted by Seller and any errors related to such a Purchase Order must be disputed within 1 hour from Seller's receipt of the Purchase Order. Confirming Purchase Orders are not accepted by Seller. If such a confirming Purchase Order is sent to Seller, it may be treated as an original open Order and duplicated. Seller will not be responsible for expenses or inconveniences incurred thereby. If Buyer's Order is in the form of a blanket Purchase Order, Buyer agrees that each release shall be treated as a separate sales transaction hereunder, that all releases shall be non-cancelable and, unless agreed in writing by Seller, all releases under such blanket Purchase Order shall be accepted by Buyer within 12 months of Seller's Order acknowledgement. If the aggregate purchase price of goods pursuant to a Purchase Order is under \$50, or such other amount that is agreed to from time to time by the parties, then the cost of such goods shall be rounded up to that minimum order value.

**Order Cancellation/Amendment.** Orders cannot be canceled or amended except with Seller's consent. Cancellation charges may be applied at Seller's discretion. Seller may, in its sole discretion and without liability, alter the specifications for any goods.

**Acceptance.** Buyer shall conduct any incoming inspection tests on the goods within 5 days of delivery. In the event of any shortage, damage or discrepancy in or to a shipment of goods or pricing discrepancies, Buyer shall promptly give notice, but in no event later than within 15 days of delivery thereof to Seller and shall furnish such written evidence or other documentation as Seller reasonably may deem appropriate. If such evidence indicates, in Seller's reasonable judgment, that such shortage, damage or discrepancy existed at the time of delivery of the goods to the carrier, Seller shall promptly deliver additional or substitute goods to Buyer; provided, however, that Seller may, in its sole discretion, require Buyer to return all damaged goods prior to delivery of substitute goods. If Buyer shall fail to timely give Seller such written notice, the goods shall be deemed to conform to the warranty and Buyer shall be deemed to have accepted the goods and shall pay for the goods in accordance herewith.

**Termination.** Seller shall have the right to cancel for default hereunder all or any part of Buyer's order. This right of cancellation is in addition to and not in lieu of any other remedies which Seller may have in law or equity.

**Returns.** Returns without the proper paperwork will not be accepted. Once the return paperwork has been received by the buyer, that return goods authorization will expire in 30 days. No goods shall be returned to Seller without Seller's prior written authorization to Buyer to make such returns and must be returned within 30 days of such authorization at Buyer's cost. If Buyer returns goods in the manner required under the previous sentence, and if the returned goods are (a) in new, unused, unopened and undamaged condition; and (b) not more than 12 months after the original invoice date; the returned goods will, subject to the applicable handling charge, be accepted by Seller for return. Used or discontinued goods or parts or goods specially manufactured will not be accepted for credit unless specifically agreed to by Seller in its sole discretion. Buyer's sole remedy for returns of goods shall be a credit for the purchase price less any handling charges. Normal returned goods are subject to a 10% restocking fee. Some returns, such as inventory returns, are subject to a 25% restocking fee, unless otherwise approved by Midland. Returns found to be free of material and workmanship defects will be held for 20 days and if Buyer does not provide Seller repair or return instructions, the Seller will scrap the goods.

**Buyer's Specifications.** Buyer shall be solely responsible for ensuring that all specifications, drawings, information, advice, recommendations or requests provided to Seller by Buyer or any of its agents are accurate and suitable. Seller's examination or consideration of any such specifications, drawings, information, advice, recommendations or requests shall not result in any liability on the part of Seller.

## GENERAL INFORMATION

**Seller Warranty.** Seller warrants that goods sold hereunder are warranted to be free from defects in material and workmanship for a period of one year from the date of invoice when used according to the manufacturer's recommended usage and in an ordinary manner. Seller's liability for breach of this warranty is limited to the repair of or replacement in kind or credit, at Seller's option, of any items proved defective, in Seller's reasonable discretion, provided the allegedly defective goods are returned to Seller prepaid. All costs and expense related to shipping of any replacement parts or goods shall be paid by Seller if there is a breach of this warranty but Buyer shall pay for all installation costs. Buyer must provide prompt written notice to Seller of any breach of this warranty to obtain its benefits. THE WARRANTY EXPRESSED ABOVE IS IN LIEU OF AND EXCLUSIVE OF ALL OTHER WARRANTIES. THERE ARE NO OTHER WARRANTIES, EXPRESSED OR IMPLIED, EXCEPT AS STATED HEREIN. THERE ARE NO IMPLIED WARRANTIES OF MERCHANTABILITY OR FITNESS FOR A PARTICULAR PURPOSE, WHICH ARE SPECIFICALLY DISCLAIMED. SELLER'S LIABILITY FOR BREACH OF WARRANTY IS AS HEREIN STATED AND IS THE EXCLUSIVE REMEDY AND IN NO EVENT SHALL SELLER BE LIABLE OR RESPONSIBLE FOR INCIDENTAL, SPECIAL, INDIRECT, PUNITIVE, OR CONSEQUENTIAL DAMAGES OR LOST PROFITS, OR EVEN IF THE POSSIBILITY OF SUCH INCIDENTAL, SPECIAL, INDIRECT, PUNITIVE OR CONSEQUENTIAL DAMAGES, OR LOST PROFITS HAS BEEN MADE KNOWN TO SELLER. THE WARRANTY SET FORTH ABOVE IS SOLELY FOR THE BENEFIT OF BUYER. **All claims hereunder shall be made by Buyer and not by Buyer's customers.** It shall not be deemed a "defect," and Seller will not be liable under the warranty in this Section 11, if the goods have been exposed to any: (1) maintenance, repair, or other use that is improper for the good's ordinary use or otherwise not in compliance with Seller's instruction; (2) goods alteration, modification or repair by anyone other than Seller or authorized by Seller; (3) damage after shipment to Buyer; (4) improper voltage or wiring; or (5) use of parts that are not 100% compatible with the goods.

**Buyer Warranty.** Buyer shall provide a no defect in materials or workmanship warranty with respect to each product sold to an end customer for a period not less than the then remaining warranty period related to such product and afforded to Buyer pursuant to Section (Seller Warranty) above. Except with respect to the remedies provided by Seller to Buyer under Section (Seller Warranty), any other warranties or representations, or remedies for breach thereof, which Buyer may provide to its end customers shall be the sole responsibility of Buyer, and Seller shall not be bound thereby. Unless Buyer receives Seller's prior written consent, Buyer will not sell Seller's products to end-users or intermediaries that sell to end-users that will use or sell the products in a nuclear or in-aircraft application or for any other application that Seller may notify Buyer of in writing.

**Damages Amount Limitation.** Other than as set forth in Section (Buyer Indemnification) and any breaches of Section (Confidentiality) hereof, Seller's cumulative liability for damages to Buyer for any cause whatsoever, and regardless of the form of action, whether in contract or in tort, including, but not limited to, negligence, shall be limited to the total contract price of the goods sold hereunder, plus or minus, as applicable, the amounts of all unpaid accounts payable and receivable between the parties, if any.

**Damages Limitation.** In no event shall Seller's liability of any kind include any special, indirect, incidental or consequential loss or damage or lost profits, even if Seller shall have been advised of the possibility of such potential loss or damage.

**Sole Remedy.** The sole and exclusive remedy for breach of any non-warranty obligation of Seller and the sole remedy for Seller's liability of any kind (including liability for negligence) with respect to the goods and services provided to Buyer shall be to use all commercially reasonable efforts to promptly cure such breach. Buyer must commence any suit for a cause of action arising hereunder within one year from the date in which the facts that gave rise to the cause of action first occurred.

**Buyer Indemnification.** Buyer shall hold harmless, indemnify and defend (at Seller's request) Seller for any and all damages, liabilities, costs and expenses (including any costs of litigation, including but not limited to, attorneys' fees and any other costs and expenses), fines, or losses in connection with any threatened or actual claims, actions, demands, investigations, or suits, including, but not limited to, claims or suits by third parties, arising out of any of the following: (a) Buyer's negligent or willful acts, or those of its employees and/or agents, (b) such goods being repaired or altered by persons other than Seller (unless expressly authorized in writing by Seller), (c) in the event that Buyer modifies, or combines with any non-Seller goods, any of the goods purchased from Seller, and such modification or combination results in the actual or alleged infringement of any intellectual property rights of any third party, (d) from goods produced by Seller according to Buyer's specifications, (e) any violations of export control laws by Buyer, or (f) Buyer's breach of any provision in these T&Cs.

**Confidentiality.** "Confidential Information" means any of Seller's business information, specifications and all related writings, drawings, designs and similar works or any other information which is disclosed by Seller and labeled or marked as confidential, proprietary or its equivalent, or oral or visual information that is designated confidential, proprietary or its equivalent at the time of its disclosure. All Confidential Information shall be the exclusive property of Seller, and Seller retains all its right, title and interest. Buyer agrees to use Confidential Information for the exclusive purpose of performance under the Purchase Order and not to disclose or provide any Confidential Information to any third party and to take all necessary measures to prevent any such disclosure by its employees, agents, contractors or consultants. Upon request of Seller or completion of the Order, Buyer shall return all Confidential Information to Seller and provide certification of such return.

**Tooling.** Charges made for tools, dies, gauges, jigs, fixtures or equipment made or acquired by Seller in connection with the work do not convey title to or any proprietary interest in such tools. All such tools will remain the exclusive property of Seller.

**Force Majeure.** Seller shall not be liable for any failure to perform this agreement when such failure is due to circumstances beyond its control. Circumstances beyond the control of Seller shall be deemed to include, but shall not be limited to, acts of God, governmental action, accidents, labor trouble, and inability to obtain materials, equipment or transportation.

**Waiver.** No oral statements, recommendations or assistance given by a representative and/or distributor of Seller to Buyer or its representatives in connection with the use of the goods shall constitute a waiver by Seller of any of the provisions hereof, or affect Seller's liability herein.

**Arbitration.** Except for any action where the sole relief sought is an injunction, any controversy or claim arising out of or relating to these T&Cs, or the making, performance or interpretation thereof, including without limitation alleged fraudulent inducement thereof, shall be settled by binding arbitration in the city of Seller's choosing in the state of Seller's business address as shown on the Response, by one arbitrator in accordance with the Commercial Arbitration Rules of the American Arbitration Association. Judgment upon any arbitration award may be entered in any court having jurisdiction thereof.

**Representation of Buyer.** Buyer is duly organized, validly existing and in good standing under the laws of the state of its formation and has full corporate power and authority to own, operate or lease the properties and assets now owned, operated or leased by it and to carry on its business as currently conducted. Buyer is duly licensed or qualified to do business and is in good standing in each jurisdiction in which such licensing or qualification is necessary. The execution and delivery by Buyer of this Agreement, the performance by Buyer of its obligations hereunder and thereunder and the consummation by Buyer of the transactions contemplated

---

## GENERAL INFORMATION

---

hereby have been duly authorized by all requisite corporate action on the part of Buyer, and this Agreement constitutes a legal, valid and binding obligation of Buyer enforceable against Buyer in accordance with its terms.

**Risk of Loss.** Commencing at the time of delivery, Buyer shall bear all risk of loss, damage, destruction, theft and condemnation to or of the Equipment from any cause whatsoever.

**Events of Default.** Each of the following events is an "Event of Default" under this Agreement: (a) if Buyer fails to pay when due any installment of the purchase price or any other amount under this Agreement; (b) if Buyer defaults in the observance or performance of any other term, covenant or condition of Buyer under this Agreement and Buyer shall fail to remedy such default within ten days after notice by Seller to Buyer of such default; (c) if Buyer's interest or any portion thereof in this Agreement devolve on or pass to any person, whether by operation of law or otherwise; (d) if Buyer: (i) does not, or is unable to, or admits in writing its inability to, pay its debts as they become due; (ii) commences or institutes any case, proceeding or other action seeking relief on its behalf as debtor, or to adjudicate it a bankrupt or insolvent, or seeking reorganization, arrangement, adjustment, winding up, liquidation, dissolution, composition or other relief with respect to it or its debts under any existing or future law of any jurisdiction, domestic or foreign, relating to bankruptcy, insolvency, reorganization or relief of debtors; (iii) commences or institutes any case, proceeding or other action seeking appointment of a receiver, trustee, custodian or other similar official for it or for all or any substantial part of its property; or (iv) makes a general assignment for the benefit of creditors; (e) if a receiver, trustee, custodian or other similar official is appointed for any substantial part of the assets of Buyer which appointment is not vacated or stayed within 30 days; (f) if Buyer sells, transfers or disposes of all or substantially all of its assets, or merges or consolidates with any other entity; or (g) a breach of any representation or warranty of Buyer.

**Headings.** The headings in this Agreement are for reference only and shall not affect the interpretation of this Agreement.

**Entire Agreement.** This Agreement, including any exhibits and schedules, constitutes the sole and entire agreement of the parties to this Agreement with respect to the subject matter contained herein and therein, and supersedes all prior and contemporaneous understandings, agreements, representations and warranties, both written and oral, with respect to such subject matter.

**Amendment and Modification.** No amendment to this Agreement is effective unless it is in writing and signed by each party to this Agreement.

**Cumulative Remedies.** All rights and remedies provided in this Agreement are cumulative and not exclusive, and the exercise by either party of any right or remedy does not preclude the exercise of any other rights or remedies that may now or subsequently be available at law, in equity, by statute, in any other agreement between the parties or otherwise.

**Assignment.** Buyer may not assign any of its rights under this Agreement without the prior written consent of Seller and provided that such assignment shall not relieve Buyer of its obligations under this Agreement, and Buyer shall remain primarily liable under this Agreement. Any purported assignment in violation of this Section is null and void.

**Successors and Assigns.** This Agreement is binding on and inures to the benefit of the parties to this Agreement and their respective successors and permitted assigns.

**No Third-party Beneficiaries.** This Agreement benefits solely the parties to this Agreement and their respective successors and permitted assigns and nothing in this Agreement, express or implied, confers on any third party any legal or equitable right, benefit or remedy of any nature whatsoever under or by reason of this Agreement.

**Waiver of Jury Trial.** Each party acknowledges and agrees that any controversy that may arise under this Agreement, including any exhibits attached to this Agreement, is likely to involve complicated and difficult issues and, therefore, each such party irrevocably and unconditionally waives any right it may have to a trial by jury in respect of any legal action arising out of or relating to this Agreement, including any exhibits attached to this Agreement, or the transactions contemplated hereby.

**Drafting.** No provision of this Agreement shall be interpreted for or against any party hereto on the basis that such party was the draftsman of such provision, and no presumption or burden of proof shall arise favoring or disfavoring any party by virtue of the authorship of any of the provisions of this Agreement.

**Counterparts.** This Agreement may be executed in counterparts, each of which is deemed an original, but all of which together is deemed to be one and the same agreement. A signed copy of this Agreement delivered by facsimile, e-mail or other means of electronic transmission is deemed to have the same legal effect as delivery of an original signed copy of this Agreement.

**Miscellaneous.** All provisions set forth herein regarding warranty, confidential information, indemnification, liability and limits thereon, and any other provisions that survive by their terms will survive any termination or expiration of any Response delivered in connection herewith pursuant to the terms of such sections. In the event that any provision of these terms is held to be illegal, invalid or unenforceable under any present or future law, rule or regulation, such provision shall be deemed stricken from these T&Cs, but such illegality, invalidity or unenforceability shall not invalidate any of the other provisions of these T&Cs. Buyer represents and covenants that it has, and will continue to, comply with all laws and regulations related to the goods sold hereunder, including, but not limited to, export control laws. This sale transaction shall be governed, construed and enforced solely by the laws of the State of Seller's business address as shown on the Response. The United Nations Convention on the International Sale of Goods shall not be applicable to these T & C. The relationship of Buyer and Seller is that of independent contractors.

**California Customers.** Midland Industries does not guarantee that all products meet California environmental laws of Proposition 65. It is the sole responsibility and liability of the Midland distributor to order products for use in California that comply with California laws.

**JIC 37°**  
INFORMATION

	Midland	Parker	Tomco	Amflo	Breco	Milton	Dixon	Hansen	Foster
<b>Industrial Interchange 1/4</b>	28560	UC304F-4		UC2-16	C60		745		
	28579	UC304M-4		UC2-15	C61		746		
	28589	UC304M-6		UC2-20	C61-03				
	28551	B22A	M180	C20-01	B2CM1-B			DC2101	900 2903
	28552	B22	M181	C21	B2CM2-B		716M	DC21	1100 3103
	28553	B22E	M182	C21-03	B2CM3-B		719M	DC2103	1300 3303
	28539	B23A	M183	C20-21	B2CF1-B			DC2021	800 2803
	28540	B23	M184	C20	B2CF2-B		715M	DC20	1000 3003
	28541	B23E	M185	C20-23	B2CF3-B		718M	DC2023	1200 3203
	28562	B20-3B	M186	C20-42	B2CS2-B		717M	DC2042	
28564	B20-5B	M187		B2CS3-B		717-6M	DC2044	1700 3703	
28565	B20-3BP		M189	C20-42L			B2CPS2-B	1717-4M DC2042L	1600P 1513
28566	B20-5BP		M190	C20-44L			B2CPS3-B	1717-6M DC2044L	1700P 1713
<b>Parker Interchange (Tru-Flate) 1/4</b>	28545	H0C	1802	CP21-01	BB2M1-S		726	DCP2101	12 12-3
	28546	H2C	1804	CP21	BB2M2-S		727	DCP21	10 10-3
	28547	H2C-E	1806	CP21-03		BB2M3-S		733	DCP2103 14 14-3
	28533	H1C	1803	CP20-21		BB2F1-S		729	DCP2021 13 13-3
	28534	H3C	1805	CP20	BB2F2-S		728	DCP20	11 11-3
	28535	H3C-E	1807	CP20-23		BB2F3-S		732	DCP2023 15 15-3
	28557	H8C	1824	CP21-42		BB2S2-S		736	DCP2142 16 16-3
	28559	H9C	1826	CP21-44		BB2S3-S		736-6	DCP2144 17 17-3
	28558	H8CP	1850	CP21-42L		BB2PS2-S		1736-4	DCP2142L 51-3
	28561	H9CP	1860	CP21-44L		BB29S3-S		1736-6	DCP2144L 71-3
<b>Aro 210 Interchange 1/4</b>	28515	B12A	A2180	C1-01	B2JM1-B			DC101	B21QS-12M TF2903
	28516	B12	A2181	C1	B2JM2-B		786	DC1	B21QS-25M TF3103
	28517	B12E	A2182	C1-03	B2JM3-B		789	DC103	B21QS-37M TF3303
	28506	B13A	A2183	C2-21	B2JF1-B		DC221	B21QS-12F TF2803	
	28507	B13	A2184	C2	B2JF2-B		785	DC2	B21QS-25F TF3003
	28508	B13E	A2185	C2-23	B2JF3-B		788	DC223	B21QS-37F TF3203
	28528	B10-3B	A2186	C2-42	B2JS2-B		786-4	DC242	B21QS-25H TF3603
	28530	B10-5B	A2188	C2-44	B2JS3-B		786-6	DC244	B21QS-37H TF3703
	28531	B10-3BP		A2189	C2-42L	B2JPS2-B		1786-4	DC242LB21QS-25HP TF1513
	28532	B10-5BP		A2190	C2-44L	B2JPS3-B		1786-6	DC244LB21QS-37HP TF1713
<b>ST Series/High Flow 1/4, 3/8</b>	28509	0C	2152	CP1-01	BJ2M1-S			DCP101	TF12
	28510	2C	2154	CP1	BJ2M2-S		783	DCP1	21AP-25M TF10
	28511	2C-E	2156	CP1-03	BJ2M3-S			DCP103	21AP-37M TF14
	28500	1C	2153	CP2-21	BJ2F1-S		DCP221	TF13	
	28501	3C	2155	CP2	BJ2F2-S784		DCP2	21AP-25F TF11	
	28502	3C-E		CP2-23	BJ2F3-S			DCP223	21AP-37F TF15
	28518	8C	2164	CP1-42	BJ2S2-S		783-4	DCP142	21AP-25H TF16
	28520	9C	2166	CP1-44	BJ2S3-S		783-6	DCP144	21AP-37H TF17
	28521	8CP	2150	CP1-42L		BJ2PS2-S		1783-4	DCP142L TF51
	28522	9CP	2160	CP1-44L		BJ2PS3-S		1783-6	DCP144L TF71
<b>Lincoln Interchange 1/4</b>	28592		A102		B20M1-B				
	28593	B52	A101	C45	B20M2-B		776	DC37	20AS-25M 210-3103
	28594	B52E	A107		B20M3-B			DC3703	20AS-37M 210-3303
	28583		A103		B20F1-B				
	28584	B53	A100	C38B	B20F2-B		775	DC38	20AS25F 210-3003
	28585	B53E	A106		B20F3-B			DC3823	20AS37F 210-3203
	28601		A104		B20S2-B		776-4	DC3842	
	28603		A105		B20S3-B		776-6	DC3844	
	28586		202		B02M1-S				210-12
	28587	A2C	200	CP37	B02M2-S		777	DCP37	20AP-25M 210-10
<b>Industrial Interchange 3/8</b>	28577		302		B02F1-S				
	28578	A3C	300	CP38	B02F2-S		778	DCP38	210-11
	28595	A8C	400	CP37-42		B02S2-S		777-7	DCP3742



# STRAIGHTS JIC FLARE 37°

## INFORMATION

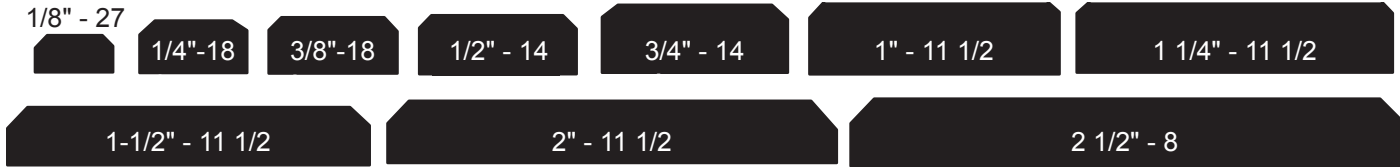
Thread Chart

DASH SIZE	2	3	4	5	6	7	8	10	12	14	16	20	24	32	40	48	
O.D. TUBING SIZE	1/8	5/32	3/16	1/4	5/16	3/8	7/16	1/2	5/8	3/4	7/8	1	1-1/4	1-1/2	2	2-1/2	3
STANDARD PIPE SIZE N.P.T.F. (DRYSEAL)*	1/8-27		1/4-18		3/8-18		1/2-14		3/4-14		1-11 1/2	1 1/4-11 1/2	1 1/2-11 1/2	2-11 1/2	2 1/2 -8	3-8	
S.A.E. 45° FLARE	5/16-24		7/16-20	1/2-20	5/8-18	11/16-16	3/4-16	7/8-14	1 1/16-14	1 1/4-12	1 3/8-12						
INVERTED FLARE	5/16-24		7/16-24	1/2-20	5/8-18	11/16-18	3/4-18	7/8-18	1 1/16-16								
J.I.C. 37° FLARE	5/16-24		7/16-20	1/2-20	9/16-18		3/4-16	7/8-14	1 1/16-12	1 3/16-12	1 5/16-12	1 5/8-12	1 7/8-12	2 1/2-12	3-12	3 1/2-12	
COMPRESSION	5/16-24	5/16-24	7/16-24	1/2-24	9/16-24	5/8-24	11/16-20	13/16-18	1 -18	1 1/8-18							
FLARELESS																	
COMPRESSION (PLASTIC TUBE)	5/16-24		3/8-24	7/16-24	1/2-24		11/16-20										
AIR BRAKE - PLASTIC TUBE			7/16-24		17/32-24		11/16-20	13/16-18	1 -18								
AIR BRAKE - COPPER TUBE			7/16-24	1/2-24	17/32-24		11/16-20	13/16-18	1 -18								
DOUBLE COMPRESSION	5/16-24		7/16-24	1/2-20	9/16-20		11/16-16										
STEEL																	
COMPRESSION (HIGH PRESSURE)	5/16-24		7/16-20	1/2-20	9/16-18		3/4-16	7/8-14	1 1/16-12	1 3/16-12	1 5/16-12	1 5/8-12	1 7/8-12	2 1/2-12			
S.A.E. O-RING	5/16-24		7/16-20	1/2-20	9/16-18		3/4-16	7/8-14	1 1/16-12	1 3/16-12	1 5/16-12	1 5/8-12	1 7/8-12	2 1/2-12			
INTERNAL O-RING			1/2-20	9/16-18	5/8-18		7/8-14	1 -14	1 1/8-12	1 1/2-12	1 3/4-12	2 -12					
NPSM SWIVEL THREAD	1/8-27		1/4-18		3/8-18		1/2-14		3/4-14		1-11 1/2	1 1/4 -11 1/2	1 1/2 - 11 1/2	2-11 1/2			
FLAT FACE THREAD			9/16-18		11/16-16		13/16-16	1-14	1 3/16-12		1 7/16-12	1 11/16-12	2-12				
BRITISH THREAD BSPP/BSPT	1/8-28		1/4-19		3/8-19		1/2-14		3/4-14		1-11	1 1/4-11	1 1/2-11	2-11			
METRIC THREAD	10		14	16	18	20	22	24	26	27	30	33	36	42	48		
CODE 61			M12x1.5	M14x1.5	M16x1.5	M18x1.5	M20x1.5	M22x1.5	M24x1.5	M26x1.5	M30x2.0	M33x2.0	M36x2.0	M42x2.0	M48x2.0		
FLANGE HEAD O.D							1.19	1.335	1.50		1.75	2.00	2.38	2.81	3.31	4.00	
CODE 62																	
FLANGE HEAD O.D							1.25		1.62		1.88	2.12	2.50	3.12			

# THREAD PROFILES

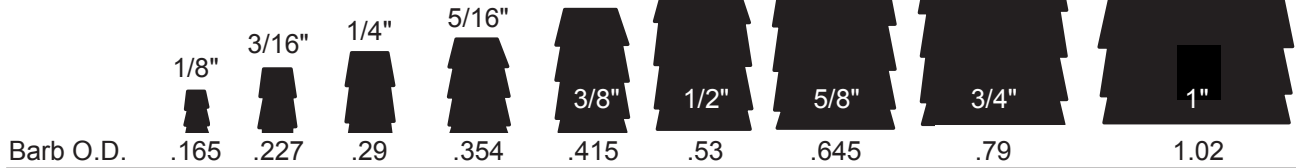
## INFORMATION

### Pipe Threads




### Hose Barbs

• Actual profile



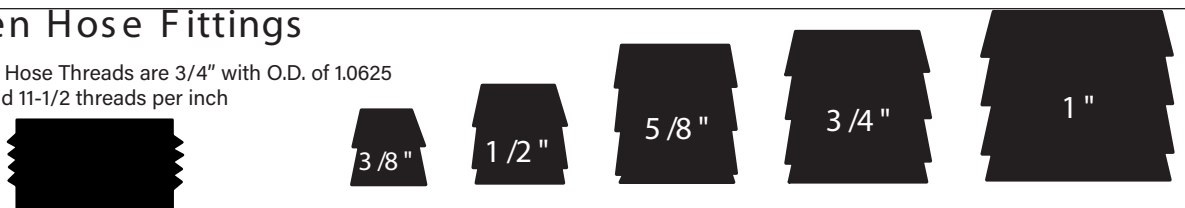
### Push-On Barbs

• Actual profile

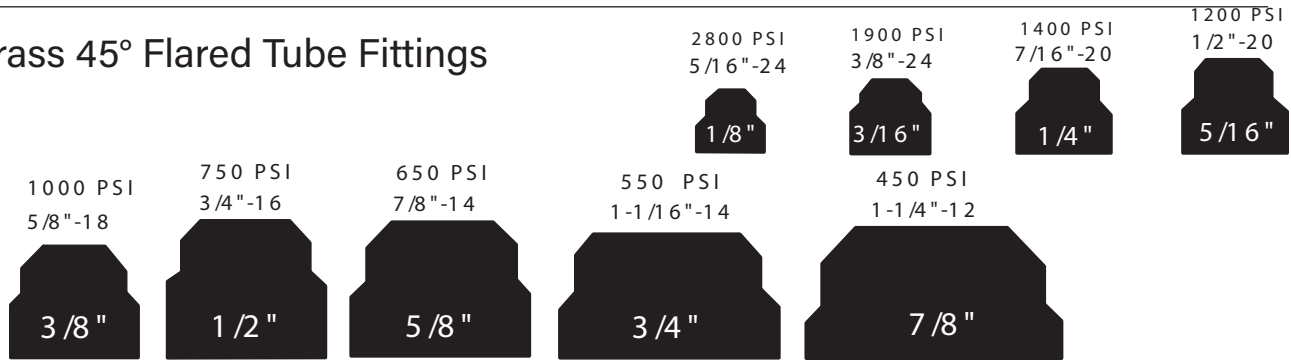


### Garden Hose Fittings

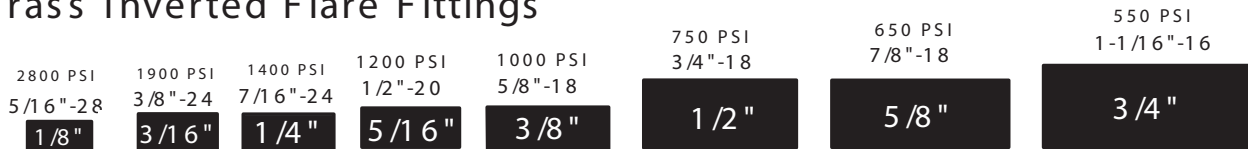
Male Garden Hose Threads are 3/4" with O.D. of 1.0625 and 11-1/2 threads per inch



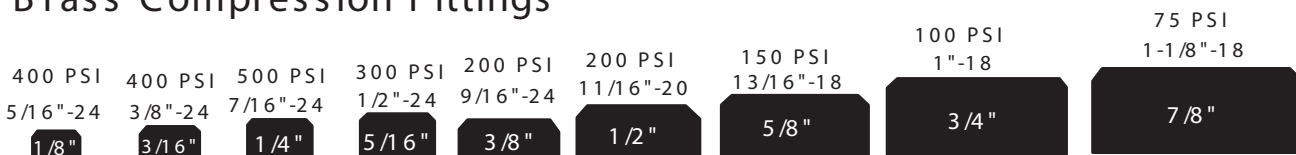
### Brass 45° Flared Tube Fittings



### Brass Inverted Flare Fittings



### Brass Compression Fittings



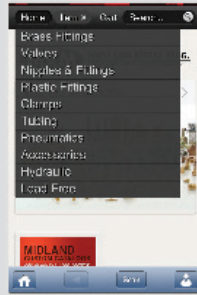
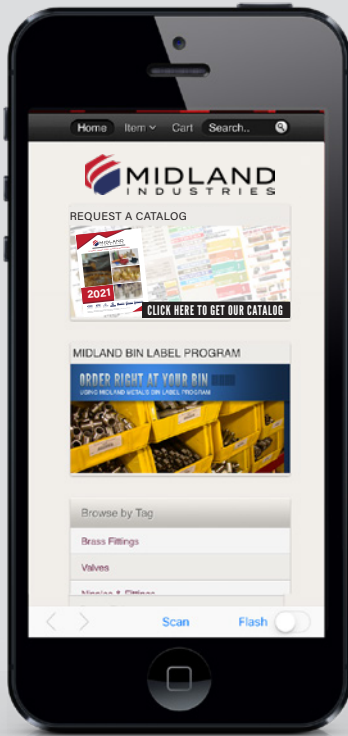
### Tubing O.D. Size



# MIDLAND INDUSTRIES APP START USING THESE GREAT FEATURES TODAY



- CHECK STOCK
- CHECK PRICING
- SCAN BARCODES
- PLACE ORDER/ REPLENISH STOCK



View all Products/ Categories



See product, price and stock




Scan barcodes for easy ordering



The Midland app provides a convenient way to browse Midland's entire product catalog, check product availability and place restocking orders. The built-in barcode scanner feature provides an easy way to quickly build and submit orders directly at the bin. No longer do you need to write down the part numbers and quantities and then manually enter your order at a later time while sitting at a computer. You simply press the "Scan" button and aim the camera at the item barcode label (Labels available through our "Bin Label on demand" program). Once the barcode is successfully scanned, you enter the desired quantity and move onto the next item until your order is complete.

Visit [www.MIDLANDINDUSTRIES.com/app](http://www.MIDLANDINDUSTRIES.com/app) for more information.

## CUSTOM CATALOGS BUILDING ADVANTAGE STARTS WITH VISIBILITY EXPAND YOUR BUSINESS WITHOUT ADDING INVENTORY



### CUSTOM COVER

Our designers will work with you to create a cover that incorporates your logo, colors and photos.


### CUSTOM PRICING

List price, net price or anywhere in between. You set the pricing that is right for you.

### YOUR INFORMATION

Your company logo and contact information will print on the footer of each page.

Visit [www.MIDLANDINDUSTRIES.com/custom](http://www.MIDLANDINDUSTRIES.com/custom)



## BIN LABELS ON DEMAND

Now you can create and print personalized Bin Labels on demand for any product that Midland carries. Labels can be customized with your logo or name. Multiple sizes available

4" x 2"



3.5" x 2"



2.625" x 1"



**FAST • ACCURATE • EASY • FREE**

to learn more about how Bin Labels on Demand can help your business, visit [www.MIDLANDINDUSTRIES.com/bin](http://www.MIDLANDINDUSTRIES.com/bin)

NEW PRODUCTS INTRO PGS 8-9

PICTORIAL INDEX PGS 18-42

BRASS PGS 43-192

LEAD FREE PGS 193-224

PLUMBING ACCESSORIES 225-248

LEAD FREE VALVES 249-261

VALVES 262-321

FITTINGS AND NIPPLES 322-392

PLASTIC 393-403

HOSE ACCESSORIES 404-429

HOSE 430-462

CRIMPLOCK 463-475

CLAMPS 476-493

TUBING 494-500

HIGH PRESSURE SPRAYER 501-506

PNEUMATICS 507-526

HYDRAULICS 527-576

STAINLESS STEEL 577-595

NUMERICAL INDEX 596-636



MIDLAND INDUSTRIES

...TOO CONVENIENT NOT TO BUY FROM

TOLL FREE PHONE

800-821-5725

INTERNATIONAL PHONE

816-842-0493

TOLL FREE FAX

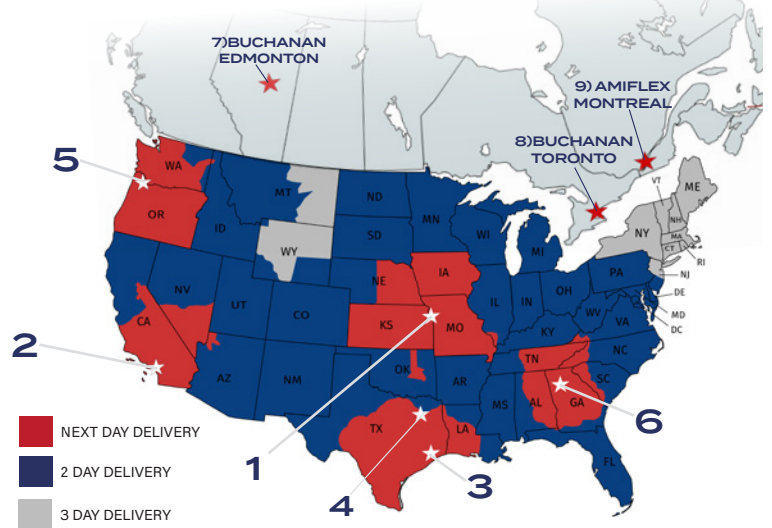
800-877-5391

INTERNATIONAL FAX

816-842-6707

Email: Sales@MidlandIndustries.com

6 FULL STOCKING LOCATIONS



- NEXT DAY DELIVERY
- 2 DAY DELIVERY
- 3 DAY DELIVERY

1) MIDWEST DISTRIBUTION

Full Stocking Location  
3145 Oak Street  
Kansas City, MO 64111

3) TEXAS DISTRIBUTION

Full Stocking Location  
5731 Harvey Wilson Dr  
Houston, TX 77020

5) PACIFIC NORTH WEST DISTRIBUTION

Full Stocking Location  
14015 NE Airport Way  
Portland, OR 97230

CANADIAN DISTRIBUTION

7) BUCHANAN RUBBER-EDMONTON  
9547-12 Ave SW,  
Edmonton, AB T6X-0C3

8) BUCHANAN RUBBER-TORONTO

50 Fasken Drive  
(units 11-21),  
Etobicoke, ON M9W-1K5

2) WEST COAST DISTRIBUTION

Full Stocking Location  
659 E Ball Rd  
Anaheim, CA 92805

4) TEXAS DISTRIBUTION

Full Stocking Location  
600 E. Centre Park  
DeSoto, TX 75115

6) EAST COAST DISTRIBUTION

Full Stocking Location  
4221 Cantrell Rd NW  
Acworth, GA 30101

9) AMIFLEX-MONTREAL

9555 Henri Bourassa Ouest,  
Montreal, QC H4S-1S7

WWW.MIDLANDINDUSTRIES.COM

