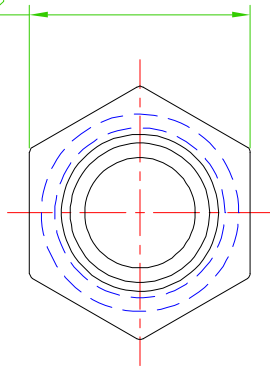


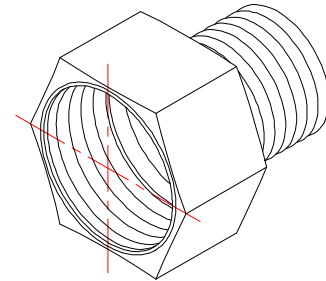
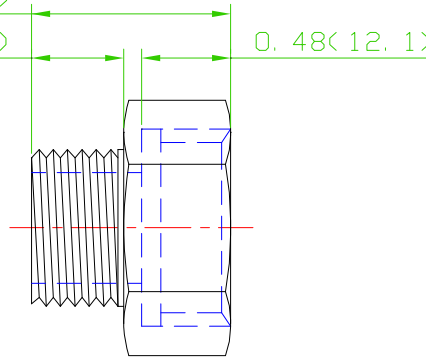
③ 1-3/16" (30.0)



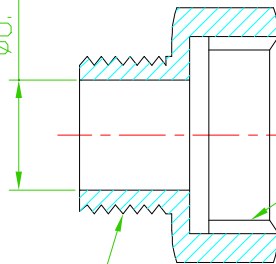
④ 1.06 (27.0)

0.49 (12.5)

0.48 (12.1)



∅0.59 (∅15.0)



3/4" - 11-1/2NH ②

① 1/2" - 14NPT

①②③④ is the quality control point .

"This drawing contains proprietary and confidential information of Midland Metal Mfg., Co. and shall not be reproduced, copied, loaned, or submitted to outside parties for examination without our consent"

4			
3			
2			
1			
NO.	PCA	Date	Revision

TOLERANCES ARE:
 DECIMALS.
 .X:±0.03
 .XX:±0.01
 .XXX:±0.005
 ANGLES:±1°
 FRACTIONS ± 1/8

Date:	91.12.17	UNIT:	INCH	Material:	CA360 BRASS
Drawn:	Rita Sue	Scale:	1=1	Part Title:	3/4"FGH * 1/2"MALE PIP (1/2"SWT) RIGID
Checked:		PROJECT		PART NO.	30088
Approved:				DWG. NO.	
MIDLAND METAL MFG. CO.			KANSAS CITY, MO		