




MID-AMERICA FITTINGS

PROUDLY MADE IN THE USA



CALL US
PHONE: 800-877-5391

VISIT US
MIDLANDINDUSTRIES.COM

PIPE FITTINGS

MADE
IN THE USA



Pipe Size	1/16	1/8	1/4	3/8	1/2	3/4	1
Thread Size	1/16-27	1/8-27	1/4-18	3/8-18	1/2-14	3/4-14	1-11 ^{1/2}
Working Pressure	1200	1200	1200	1200	1200	1000	1000
Thread OD	1/4	3/8	1/2	5/8	3/4	1	1-1/4

Typical Application: Grease, fuels, LP and Natural gas (available on special order), refrigeration, instrumentation and hydraulic systems.

Pressure: Operating pressure up to 1200 PSI.

Vibration: Fair resistance.

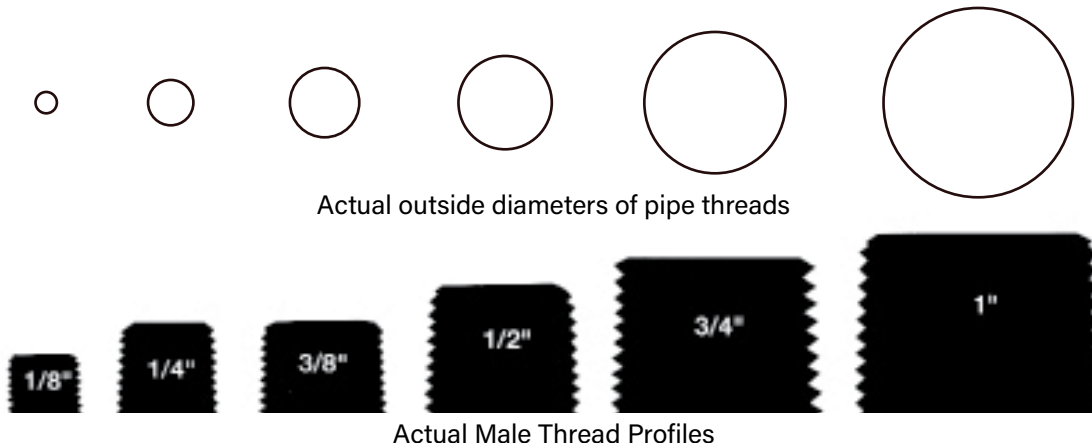
Temperature Range:
-65°F to +250°F (-53°C to +121°C).

Used With: Brass, bronze, copper, steel, aluminum and iron pipe.

Tolerance : +/- .02 on all dimensions. Dimension Data can change without notice. Please call us when dimensions are critical.

Conformance: Meets specifications and standards of ASA, ASME and SAE

- Not lead free
 - **Assembly Instructions**
- 1 - Tighten approximately 2-1/2 turns past hand tight.
 - 2 - Fittings with Everseal tighten two turns past hand tight. Brittle materials require special cautions.



WARNING: This product can expose you to chemicals, including lead, which are known to the State of California to cause cancer and birth defects or other reproductive harm. For more information, visit www.P65Warnings.ca.gov

PIPE

BRASS FITTINGS

MADE IN THE USA

90° FEMALE ELBOW

SAE# 130238



06100
100

MAF #	REF #	THREAD SIZE NPTF	A	B	APPROX. WT. LBS.	LIST
23500X1		1/16"	0.55	0.56	0.09	22.34
23500X2	28001	1/8"	0.78	0.68	0.13	3.91
23500X4	28002	1/4"	0.84	0.81	0.16	5.58
23500X6	28003	3/8"	1.09	1.00	0.34	8.82
23500X8	28004	1/2"	1.16	1.25	0.60	13.70
23500X12	28005	3/4"	0.84	0.81	0.18	30.43
23502X1		1/8 x 1/16	1.09	1.00	0.37	17.91
23504X2		1/4 x 1/8	1.09	1.00	0.36	11.22
23506X2		3/8 x 1/8				16.67
23506X4	28015B	3/8" x 1/4"				16.61
23508X4	28053B	1/2" x 1/4"				24.60
23508X6	28016B	1/2" x 3/8"				24.12
23512X4		3/4 x 1/4				39.61
23512X6		3/4" x 3/8"				39.73
23512X8		3/4 x 1/2				38.74

100 2200P 3500 302 200

90° FORGED FEMALE ELBOW



06200
100F

MAF #	REF #	THREAD SIZE NPTF	A	B	APPROX. WT. LBS.	LIST
100F-2	28009	1/8"	0.57	0.50	0.04	3.85
100F-4	28010	1/4"	0.70	0.68	0.10	5.08
100F-6	28011	3/8"	0.81	0.81	0.12	7.15
100F-8	28012	1/2"	1.00	1.00	0.23	12.07
100F-12	28013	3/4"	1.13	1.25	0.42	24.43
100FR-42	28014	1/4" x 1/8"	0.72	0.65	0.12	7.88
100FR-64	28015	3/8" x 1/4"	0.81	0.81	0.15	8.32
100FR-86	28016	1/2" x 3/8"	1.00	1.00	0.28	16.99

1200P E7 100AF 100B

45° FEMALE ELBOW



06107
10045

MAF #	REF #	THREAD SIZE NPTF	A	B	APPROX. WT. LBS.	LIST
10045-2	28018	1/8"	0.45	0.56	0.06	9.09
10045-4	28019	1/4"	0.66	0.68	0.12	7.42
10045-6	28020	3/8"	0.69	0.81	0.16	20.92
10045-8	28021B	1/2"	0.94	1.00	0.25	57.95

129 2201P 205 23355 45EZ 105 100-45A

WARNING: This product can expose you to chemicals, including lead, which are known to the State of California to cause cancer and birth defects or other reproductive harm. For more information, visit www.P65Warnings.ca.gov

MID-AMERICA FITTINGS



PIPE

BRASS FITTINGS

MADE IN THE USA

UNION TEE

SAE# 130438



MAF #	REF #	THREAD SIZE NPTF	A	B	C	APPROX. WT. LBS.	LIST
23700X1	28022	1/16"	0.55	0.55	0.58	0.11	26.58
23700X2	28024	1/8"	0.55	0.55	0.56	0.08	4.72
23700X4	28025	1/4"	0.78	0.78	0.68	0.17	7.33
23700X6	28026	3/8"	0.84	0.84	0.81	0.22	9.70
23700X8	28027	1/2"	1.09	1.09	1.00	0.43	16.67
23700X12	28028	3/4"	1.16	1.16	1.25	0.64	35.58
23700X2X1		1/8 x 1/16					19.30
23700X4X2		1/4 x 1/8					15.89
23700X6X4		3/8 x 1/4					19.03
23700X8X6		1/2 x 3/8					28.52
23700X12X8		3/4 x 1/2					46.99

06101
101

311 101A 322 2203P 3700 203

UNION FORGED TEE

MAF #	REF #	THREAD SIZE NPTF	A & B	BODY WIDTH	APPROX. WT. LBS.	LIST
101F-2	28032	1/8"	0.56	0.50	0.06	3.84
101F-4	28033	1/4"	0.71	0.68	0.13	5.88
101F-6	28034	3/8"	0.81	0.81	0.16	8.52
101F-8	28035	1/2"	1.00	1.00	0.27	13.94
101F-12	28036	3/4"	1.16	1.25	0.53	21.17

06201
101F

1203P LT7 101AF 101B

REDUCING FORGED TEES

MAF #	REF #	1 NPT	2 NPT	3 NPT	A & B	BODY WIDTH	APPROX. WT. LBS.	LIST
101FR-224	28029	1/8"	1/8"	1/4"	0.72	0.69	0.16	9.65
101FR-442	28030	1/4"	1/4"	1/8"	0.72	0.69	0.14	8.20
101FR-446	28031	1/4"	1/4"	3/8"	0.81	0.81	0.21	15.98
101FR-646	28038	3/8"	1/4"	3/8"	0.81	0.81	0.18	14.12
101FR-664	28039	3/8"	3/8"	1/4"	0.81	0.81	0.18	14.12
101FR-886	28046	1/2"	1/2"	3/8"	1.00	1.00	0.30	16.79
101FR-12812	28047	3/4"	1/2"	3/4"	1.20	1.25	0.59	34.85
101FR-12128	28048	3/4"	3/4"	1/2"	1.16	1.25	0.59	39.25

06206
101FR**CROSS**

MAF #	REF #	THREAD SIZE NPTF	A	B	APPROX. WT. LBS.	LIST
23950X2	28041	1/8"	0.55	0.56	0.10	8.58
23950X4	28042	1/4"	0.78	0.68	0.21	12.04
23950X6	28043	3/8"	0.84	0.81	0.25	14.74
23950X8	28044	1/2"	1.09	1.00	0.51	30.42
23950X12	28045	3/4"	1.16	1.25	0.75	65.52

06102
102

2205P 3950 228 102A 102BE

WARNING: This product can expose you to chemicals, including lead, which are known to the State of California to cause cancer and birth defects or other reproductive harm. For more information, visit www.P65Warnings.ca.gov



PIPE

BRASS FITTINGS

MADE IN THE USA

FORGED CROSS



06202
102F

MAF #	REF #	THREAD SIZE NPTF	A	BODY WIDTH	APPROX. WT. LBS.	LIST
102F-2	28049	1/8"	0.56	0.50	0.06	7.54
102F-4	28050	1/4"	0.72	0.69	0.15	9.77
102F-6	28051	3/8"	0.81	0.81	0.18	16.45
102F-8	28052	1/2"	1.00	1.00	0.34	19.60

C7 105 102AF 102B

COUPLING

SAE# 130138



23300 = SAE Pattern

06103
103

MAF #	REF #	THREAD SIZE NPTF	A	HEX	APPROX. WT. LBS.	LIST
23300X1	28057	1/16"	0.75	0.44	0.02	17.74
103-2	28058L	1/8"	0.75	0.50	0.02	2.29
23300X2	28058	1/8"	0.75	0.56	0.03	2.56
103-4	28059L	1/4"	0.88	0.63	0.03	3.03
23300X4	28059	1/4"	1.12	0.75	0.09	4.09
103-6	28060L	3/8"	1.00	0.81	0.06	3.91
23300X6	28060	3/8"	1.12	0.87	0.10	4.90
103-8	28061L	1/2"	1.19	0.93	0.09	5.94
23300X8	28061	1/2"	1.50	1.06	0.19	8.05
103-12	28062L	3/4"	1.19	1.25	0.18	9.58
23300X12	28062	3/4"	1.53	1.25	0.24	17.05
103-16		1"				21.05
23300X16	28063	1"	1.89	1.50	.357	25.42
23300X32		2"				117.06

207P 371 3300 103AH 103B

REDUCING COUPLING

SAE# 130138



06119
119



MAF #	REF #	THREAD SIZE NPTF	A	HEX	APPROX. WT. LBS.	LIST
23302X1		1/8" x 1/16"				17.55
119-42	28181L	1/4" x 1/8"	0.94	0.62	0.04	2.47
23304X2	28181	1/4" x 1/8"	0.97	0.75	0.08	2.95
119-62		3/8" x 1/8"				4.12
23306X2	28182	3/8" x 1/8"	0.94	0.87	0.10	6.43
119-64	28183L	3/8" x 1/4"	1.00	0.81	0.06	3.19
23306X4	28183	3/8" x 1/4"	1.16	0.87	0.12	4.54
119-82	28180	1/2" x 1/8"	1.19	0.93	0.15	14.74
119-84	28184L	1/2" x 1/4"	1.11	1.00	0.10	6.67
23308X4	28184	1/2" x 1/4"	1.28	1.06	0.20	8.38
119-86	28185L	1/2" x 3/8"	1.19	0.93	0.10	6.07
23308X6	28185	1/2" x 3/8"	1.38	1.06	0.20	10.51
119-124	28187	3/4" x 1/4"	1.19	1.19	0.17	19.30
119-126	28188*	3/4" x 3/8"	1.32	1.37	0.20	16.45
119-128	28189*	3/4" x 1/2"	1.19	1.18	0.14	10.66
119-164		1 x 1/4"				45.88
119-166		1 x 3/8"				39.10
119-168	28178	1" x 1/2"	1.50	1.56	0.41	33.76
119-1612	28179	1" x 3/4"	1.56	1.56	0.39	28.99
23332X16		2 x 1"				128.37

10 377 3300 208P 108 119B 119AH

DIMENSION DATA CAN CHANGE WITHOUT NOTICE. PLEASE CALL WHEN DIMENSIONS ARE CRITICAL.

PIPE

BRASS FITTINGS

MADE IN THE USA

UNION



06104
104

MAF #	REF #	THREAD SIZE NPTF	A	HEX	APPROX. WT. LBS.	LIST
104-2	28067	1/8"	1.25	0.94	0.13	26.27
104-4	28068	1/4"	1.31	1.06	0.18	24.01
104-6	28069	3/8"	1.75	1.25	0.33	48.85
104-8	28070	1/2"	1.79	1.56	0.50	41.47
104-12	28071	3/4"	1.96	1.68	0.47	58.85

3250 212P 104A 104B

CAP



06108
108

MAF #	REF #	THREAD SIZE NPTF	A	HEX	APPROX. WT. LBS.	LIST
108-2	28075	1/8"	0.47	0.56	0.03	2.48
108-4	28076	1/4"	0.60	0.68	0.04	2.60
108-6	28077	3/8"	0.69	0.81	0.06	3.64
108-8	28078	1/2"	0.78	0.93	0.08	4.86
108-12	28079	3/4"	0.94	1.25	0.16	9.74
108-16	28080	1"	1.13	1.50	0.23	39.10
108-20		1-1/4"				74.68
108-24		1-1/2"				102.44
108-32		2"				164.42

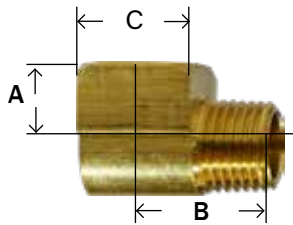
3129 213P 23129 108A 108B

90° STREET ELBOW

SAE# 130239



Regular Pattern



"S" = Short Pattern

MAF #	REF #	THREAD SIZE NPTF	A	B	C	APPROX. WT. LBS.	LIST
23400X1	28161	1/16"	0.69	0.60	0.47	0.04	20.38
23400X2	28156	1/8"	0.48	0.66	0.56	0.05	2.74
23401X2	28156S	1/8" short	0.34	0.57	0.50	0.03	2.42
23400X4	28157	1/4"	0.72	0.91	0.735	0.09	4.94
23401X4	28157S	1/4" short	0.45	0.78	0.68	0.07	3.73
23400X6	28158	3/8"	0.78	0.97	0.81	0.16	7.06
23401X6		3/8" short					7.42
23400X8	28159	1/2"	1.03	1.25	1.00	0.33	12.61
23400X12	28160	3/4"	1.12	1.38	1.25	0.52	22.39
23402X1		1/8 x 1/16"					22.41
23402X4		1/8 x 1/4"					7.67
23404X2		1/4 x 1/8"					7.60
23406X2		3/8 x 1/8"					14.97
23406X4		3/8 x 1/4"					14.87
23408X4		1/2 x 1/4"					21.17
23408X6		1/2 x 3/8"					20.89
23400X8X12		1/2 x 3/4"					39.58

SHORT 06116
116
LONG 06118

2202P 304 115 202 3400 116A

WARNING: This product can expose you to chemicals, including lead, which are known to the State of California to cause cancer and birth defects or other reproductive harm. For more information, visit www.P65Warnings.ca.gov



PIPE

BRASS FITTINGS

MADE IN THE USA

FORGED 90° STREET ELBOW



116F

5E8 1202P 116AF 116B

MAF #	REF #	THREAD SIZE NPTF	A	B	WRENCH FLATS	APPROX. WT. LBS.	LIST
116F-2	28165	1/8"	0.61	0.85	0.62	0.06	4.27
116F-4	28166	1/4"	0.50	0.86	0.72	0.08	3.91
116F-6	28167	3/8"	0.70	1.00	0.88	0.10	5.85
116F-8	28168	1/2"	0.96	1.43	1.00	0.20	8.41
116F-12	28169	3/4"	0.90	1.40	1.25	0.25	13.27

FORGED REDUCING 90° STREET ELBOW

Barstock & Forged



128

*Barstock (B)

MAF #	REF #	THREAD SIZE NPTF FXM	A	B	WRENCH FLATS	APPROX. WT. LBS.	LIST
23402X1	28259*	1/8" x 1/16"					22.41
23402X4*	28260	1/8" x 1/4"	0.50	0.87	0.71	0.08	7.67
23404X2*	28261B	1/4" x 1/8"	0.53	0.72	0.69	0.07	7.60
128F-42	28261	1/4" x 1/8"	0.50	0.81	0.72	0.06	5.71
23404X6*		1/4 x 3/8"					15.76
128F-46	28262	1/4" x 3/8"	0.93	1.06	0.59	0.12	7.06
23406X4*		3/8" x 1/4"					14.87
128F-64	28263	3/8" x 1/4"	0.58	0.94	0.81	0.07	9.18
23406X8*		3/8" x 1/2"					23.85
128F-68	28264	3/8" x 1/2"	0.97	1.36	1.00	0.28	14.49
128F-86	28265	1/2" x 3/8"	0.96	1.37	1.00	0.22	15.99
23408X4*		1/2" X 1/4"					21.17
23408X6	28265B*	1/2" x 3/8"	1.03	1.11	1.00	0.24	20.89

WARNING: This product can expose you to chemicals, including lead, which are known to the State of California to cause cancer and birth defects or other reproductive harm. For more information, visit www.P65Warnings.ca.gov

MID-AMERICA FITTINGS



PIPE

BRASS FITTINGS

MADE IN THE USA

HEX BUSHING

SAE# 130140



232 = SAE Pattern

06110
110

MAF #	REF #	THREAD SIZE NPTF MXF	OAL A	HEX	APPROX. WT. LBS.	LIST
110-21	28101	1/8" x 1/16"				6.10
110-42	28102L	1/4" x 1/8"	0.62	0.56	0.02	1.14
23224X2	28102	1/4" x 1/8"	0.75	0.56	0.04	1.29
110-62		3/8 x 1/8				2.08
23226X2	28103	3/8" x 1/8"	0.75	0.68	0.05	2.10
110-64	28104L	3/8" x 1/4"	0.69	0.68	0.03	1.74
23226X4	28104	3/8" x 1/4"	0.75	0.75	0.05	2.47
110-82	28105L	1/2" x 1/8"	0.81	0.81	0.08	3.37
23228X2	28105	1/2" x 1/8"	1.00	0.87	0.10	4.20
110-84	28106L	1/2" x 1/4"	0.81	0.81	0.08	2.97
23228X4	28106	1/2" x 1/4"	1.00	0.87	0.11	3.64
110-86	28107L	1/2" x 3/8"	0.81	0.81	0.05	2.39
23228X6	28107	1/2" x 3/8"	1.00	0.87	0.10	3.25
110-122		3/4 x 1/8				11.91
23232X2	28108	3/4" x 1/8"	0.94	1.06	0.20	12.91
110-124	28109L	3/4" x 1/4"	0.94	1.06	0.18	6.07
23232X4		3/4 x 1/4				8.33
110-126	28110L	3/4" x 3/8"	0.94	1.06	0.15	5.97
23232X6		3/4 x 3/8				7.59
110-128	28111L	3/4" x 1/2"	0.94	1.06	0.11	4.77
23232X8	28111	3/4" x 1/2"	1.00	1.12	0.14	5.53
110-162	28091	1" x 1/8"	1.15	1.37	0.29	13.75
110-164	28112	1" x 1/4"	1.15	1.37	0.32	15.14
110-166	28113	1" x 3/8"	1.12	1.37	0.30	11.16
110-168		1 x 1/2				11.00
23236X8	28114	1" x 1/2"	1.31	1.44	0.29	12.58
110-1612		1 x 3/4				10.01
23236X12	28115	1" x 3/4"	1.31	1.37	0.20	10.76
110-328		2 x 1/2				78.48
110-3212		2 x 3/4				77.59
110-3216		2 x 1				76.23
110-3220		2 X 1-1/4				74.20
110-3224		2 x 1-1/2				68.32

PRB 373 3220 209P 110A 110B

FACE BUSHING06140
110F

MAF #	REF #	THREAD SIZE NPTF MXF	OAL A	APPROX. WT. LBS.	LIST
110F-42	28121	1/4" x 1/8"	0.45	0.01	3.19
110F-62	28122	3/8" x 1/8"	0.50	0.03	2.76
110F-64	28116	3/8" x 1/4"	0.50	0.02	3.25
110F-82	28090	1/2" x 1/8"	0.56	0.06	5.58
110F-84	28128	1/2" x 1/4"	0.56	0.05	4.11
110F-86	28117	1/2" x 3/8"	0.56	0.03	2.36
110F-124	28129	3/4" x 1/4"	0.62	0.11	8.26
110F-126	28130	3/4" x 3/8"	0.62	0.08	7.51
110F-128	28118	3/4" x 1/2"	0.64	0.03	7.17
110F-168	28120	1" x 1/2"	0.75	0.11	18.76
110F-1612	28119	1" x 3/4"	0.77	0.10	19.92

WARNING: This product can expose you to chemicals, including lead, which are known to the State of California to cause cancer and birth defects or other reproductive harm. For more information, visit www.P65Warnings.ca.gov



PIPE

BRASS FITTINGS

MADE IN THE USA

SQUARE HEAD CORED PLUG

06109
109



MAF #	REF #	THREAD SIZE NPTF	A	B	APPROX. WT. LBS.	LIST
109-2	28084	1/8"	0.58	0.27	0.02	0.95
109-4	28085	1/4"	0.80	0.37	0.03	1.49
109-6	28086	3/8"	0.80	0.43	0.06	2.35
109-8	28087	1/2"	1.07	0.55	0.13	4.03
109-12	28088	3/4"	1.09	0.61	0.20	6.25
109-16	28089	1"	1.24	0.81	0.35	22.76

3151 211P 109A 109B

SQUARE HEAD SOLID PLUG

06114



MAF #	REF #	THREAD SIZE NPTF	A	B	APPROX. WT. LBS.	LIST
109SD-2	28084	1/8"	0.58	0.27	0.02	0.96
109SD-4	28085	1/4"	0.80	0.37	0.03	1.51
109SD-6	28086	3/8"	0.80	0.43	0.06	2.39
109SD-8	28087	1/2"	1.07	0.55	0.13	4.18
109SD-12	28088	3/4"	1.09	0.61	0.20	13.40
109SD-16	28089	1"	1.24	0.81	0.35	24.40

COUNTERSUNK HEX PLUG

3/4" taper thread

06115
109AL



MAF #	REF #	THREAD SIZE NPTF	A	SOCKET SIZE	APPROX. WT. LBS.	LIST
109AL-1	28092	1/16"	0.30	0.12	0.01	7.06
109AL-2	28093	1/8"	0.30	0.18	0.01	1.14
109AL-4	28094	1/4"	0.45	0.26	0.02	1.45
109AL-6	28095	3/8"	0.45	0.31	0.03	2.92
109AL-8	28096	1/2"	0.61	0.39	0.05	4.09
109AL-12	28-097	3/4"	0.62	0.56	0.10	7.06

3153 219P 109CS 118

SLOTTED-HEAD PLUG

06117
117



MAF #	REF #	THREAD SIZE NPTF	A	APPROX. WT. LBS.	LIST
117-2	28174	1/8"	0.31	0.01	1.10
117-4	28175	1/4"	0.42	0.02	1.37
117-6	28176	3/8"	0.45	0.05	3.34
117-8		1/2"			7.45

220P 3150 117A 117B

CORED HEX PLUGS

06121
121



23152 = SAE Pattern

MAF #	REF #	THREAD SIZE NPTF	A	HEX	APPROX. WT. LBS.	LIST
121-1	28200	1/16"	0.48	0.38	0.01	3.40
121-2	28201	1/8"	0.55	0.43	0.01	0.94
23152X2		1/8"				1.16
121-4	28202	1/4"	0.62	0.56	0.02	1.57
23152X4		1/4"				1.75
121-6	28203	3/8"	0.72	0.68	0.06	2.14
23152X6		3/8"				2.63
121-8	28204	1/2"	0.81	0.87	0.09	3.71
23152X8		1/2"				4.28
121-12	28205	3/4"	0.94	1.06	0.16	5.94
23152X12		3/4"				7.60
121-16	28-206	1"	1.16	1.37	0.28	18.54
121-20		1-1/4"				23.80
121-24		1-1/2"				47.20
121-32		2"				60.43

218P 3152 121A 103 121B PPH 218P

PIPE

BRASS FITTINGS

MADE IN THE USA

SOLID HEX HEAD PLUGS06125
121S

MAF #	REF #	THREAD SIZE NPTF	A	HEX	APPROX. WT. LBS.	LIST
121S-2	28201S	1/8"	0.55	0.43	0.02	1.71
121S-4	28202S	1/4"	0.75	0.56	0.05	1.93
121S-6	28203S	3/8"	0.66	0.68	0.07	3.91
121S-8	28204S	1/2"	0.81	0.87	0.12	4.09
121S-12	28205S	3/4"	0.92	1.06	0.24	12.43
121S-16	28-206S	1"	1.00	1.31	0.38	20.29

121AS

LOCKNUT

- Jam Nuts
- Straight pipe thread

06111
111

MAF #	REF #	THREAD SIZE NPSL	HEX	THICKNESS	APPROX. WT. LBS.	LIST
111-2	28123	1/8"	0.68	0.19	0.02	1.76
111-4	28124	1/4"	0.87	0.25	0.04	2.99
111-6	28125	3/8"	1.00	0.31	0.04	3.28
111-8	28126	1/2"	1.125	0.25	0.04	4.72
111-12	28127	3/4"	1.38	0.38	0.09	7.59

210P 21102 111A 111B

CLOSE NIPPLE06112
112

MAF #	REF #	THREAD SIZE NPTF	A	APPROX. WT. LBS.	LIST
112-2	28131	1/8"	0.75	0.01	0.73
112-4	28132	1/4"	0.88	0.02	1.51
112-6	28133	3/8"	1.00	0.05	2.25
112-8	28134	1/2"	1.12	0.06	2.92
112-12	28135	3/4"	1.31	0.11	4.72

165 215PN 3326 112A 112B

LONG NIPPLE06113
113

MAF #	REF #	THREAD SIZE NPTF	A LENGTH	APPROX. WT. LBS.	LIST
113-224	28140	1/8"	1.50	0.03	1.61
113-232	28141	1/8"	2.00	0.04	1.94
113-240	28142	1/8"	2.50	0.06	3.09
113-248	28143	1/8"	3.00	0.06	3.53
113-256	28475	1/8"	3.50	0.07	8.74
113-424	28144	1/4"	1.50	0.03	2.35
113-432	28145	1/4"	2.00	0.05	2.83
113-440	28146	1/4"	2.50	0.08	4.38
113-448	28147	1/4"	3.00	0.10	5.61
113-456	28481	1/4"	3.50	0.12	9.38
113-624	28148	3/8"	1.50	0.06	2.92
113-632	28149	3/8"	2.00	0.10	4.21
113-640	28150	3/8"	2.50	0.10	5.55
113-648	28151	3/8"	3.00	0.13	5.83
113-656	28487	3/8"	3.50	0.17	14.15
113-824	28152	1/2"	1.50	0.08	4.09
113-832	28153	1/2"	2.00	0.12	4.94
113-840	28154	1/2"	2.50	0.16	7.06
113-848	28155	1/2"	3.00	0.20	9.49
113-856	28493	1/2"	3.50	0.24	20.74
113-1224	28136	3/4"	1.50	0.12	9.67
113-1232	28497	3/4"	2.00	0.18	13.64
113-1240	28498	3/4"	2.50	0.23	20.38
113-1248	28499	3/4"	3.00	0.28	22.80

113B 113A 166 3327, 3328, 3329, 3330 3331 215PNL

PIPE

BRASS FITTINGS

MADE IN THE USA

HEX NIPPLE

SAE# 130137



06122
06322 (LONG)
122

MAF #	REF #	THREAD SIZE NPTF	A	HEX	APPROX. WT. LBS.	LIST
23325X1	28210	1/16"	0.97	0.38	0.02	19.11
122-2	28211L	1/8"	0.91	0.43	0.02	1.20
23325X2	28211	1/8"	0.97	0.43	0.03	1.42
122-4	28212L	1/4"	1.12	0.56	0.04	1.89
23325X4	28212	1/4"	1.38	0.56	0.06	2.38
122-4BSPT		1/4" BSPT	1.25	0.68	0.07	12.55
122-6	28213L	3/8"				3.14
23325X6	28213	3/8"	1.41	0.68	0.07	3.37
122-8	28214L	1/2"	1.50	0.87	0.11	4.54
23325X8	28214	1/2"	1.81	0.87	0.17	6.43
122-12	28215L	3/4"	1.55	1.07	0.17	12.39
23325X12	28215	3/4"	1.96	1.13	0.23	12.58
HPHN-12		3/4 3800 PSI				40.90
122-16	28216L	1"	1.75	1.39	0.22	14.33
23325X16	28-216	1"	2.30	1.37	0.43	22.33
122-20		1-1/4"				34.10
122-24		1-1/2"				61.02
122-32		2"				84.64

PHN 216P 3325 379 122AH 122B

REDUCING HEX NIPPLE

SAE# 130137



23325 = SAE Pattern

06123
123

MAF #	REF #	THREAD SIZE NPTF	A	HEX	APPROX. WT. LBS.	LIST
23325X2X1	28218	1/8" x 1/16"	1.00	0.56	0.05	13.03
123-42	28220L	1/4" x 1/8"	1.00	0.56	0.04	2.03
23325X4X2	28220	1/4" x 1/8"	1.19	0.56	0.04	1.96
123-62	28221L	3/8" x 1/8"	1.11	0.68	0.06	3.49
23325X6X2	28221	3/8" x 1/8"	1.22	0.68	0.07	4.27
123-64	28222L	3/8" x 1/4"	1.19	0.68	0.06	3.11
23325X6X4	28222	3/8" x 1/4"	1.41	0.68	0.07	3.46
123-82		1/2" x 1/8"				16.22
123-84	28223L	1/2" x 1/4"	1.34	0.87	0.09	4.94
23325X8X4	28223	1/2" x 1/4"	1.62	0.87	0.12	5.17
123-86	28224L	1/2" x 3/8"	1.41	0.87	0.11	5.44
23325X8X6	28224	1/2" x 3/8"	1.62	0.87	0.12	6.07
23325X8X6TP*		1/2" x 3/8"				7.06
123-122		3/4" x 1/8"				21.05
123-124		3/4" x 1/4"				17.86
123-126		3/4" x 3/8"				10.74
123-128	28225L	3/4" x 1/2"	1.81	1.06	0.19	7.06
23325X12X8	28225	3/4" x 1/2"	1.50	1.06	0.15	11.00
123-164		1" x 1/4"				34.02
123-166		1" x 3/8"				33.34
123-168		1" x 1/2"				32.06
123-1612	28227	1" x 3/4"	2.31	1.38	0.38	53.43
23325X16X12		1" x 3/4"				61.94
123-328		2" x 1/2"				121.11
123-3212		2" x 3/4"				112.94
123-3216		2" x 1"				112.31
123-3220		2" x 1-1/4"				115.58
123-3224		2" x 1-1/2"				107.29

*Tapped 3/8 NPTF on 1/2 NPTF

PHN 216P 3325 379 122AH 122B

WARNING: This product can expose you to chemicals, including lead, which are known to the State of California to cause cancer and birth defects or other reproductive harm. For more information, visit www.P65Warnings.ca.gov

MID-AMERICA FITTINGS

PIPE

BRASS FITTINGS

MADE IN THE USA

45° STREET ELBOW

SAE# 130339



06124
124

MAF #	REF #	1 X 2 THREAD SIZE NPTF	B	A	C	APPROX. WT. LBS.	LIST
23350X1		1/16"					8.23
23350X2	28230	1/8"	0.38	0.50	0.56	0.03	4.09
23350X4	28231	1/4"	0.56	0.72	0.68	0.09	5.04
23350X6	28232	3/8"	0.56	0.78	0.81	0.12	6.75
23350X8	28233	1/2"	0.75	1.00	1.00	0.20	10.85
23350X12	28234	3/4"	0.75	1.06	1.25	0.34	34.67
23350X2X1		1/8" x 1/16"					8.61
23350X4X1		1/4" x 1/16"					11.47
23350X4X2		1/4" x 1/8"					11.38
23350X4X6		1/4" x 3/8"					17.58
23350X6X2		3/8" x 1/8"					18.49
23350X6X4		3/8" x 1/4"					17.94
23350X6X8		3/8" x 1/2"					20.68
23350X8X2		1/2" x 1/8"					20.76
23350X8X4		1/2" x 1/4"					20.85
23350X8X6		1/2" x 3/8"					20.92
23350X12X6		3/4" x 3/8"					45.49
23350X12X8		3/4" x 1/2"					45.49

306 3350 2214P 224

45° FORGED STREET ELBOW



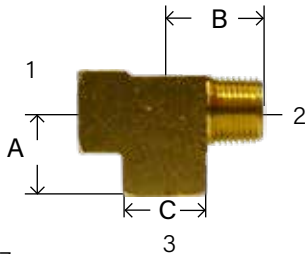
06224
124F

MAF #	REF #	THREAD SIZE NPTF	A	B	WRENCH FLATS	APPROX. WT. LBS.	LIST
124F-2	28238	1/8"	0.63	0.81	0.56	0.05	6.86
124F-4	28239	1/4"	0.63	1.06	0.81	0.11	7.38
124F-6	28240	3/8"	0.72	1.06	0.93	0.17	10.51

45E8 124B

STREET TEE/ SERVICE TEE/ MALE RUN TEE

SAE# 130424



06127
127

MAF #	REF #	1 X 2 X 3 THREAD SIZE NPTF	A	B	C	APPROX. WT. LBS.	LIST
23750X2	28245	1/8"	0.55	0.66	0.56	0.08	5.78
127-2		1/8"					5.78
23750X4	28246	1/4"	0.78	0.91	0.68	0.17	7.67
127-4		1/4"					7.67
23750X6	28247	3/8"	0.84	0.97	0.81	0.22	10.83
127-6		3/8"					10.83
23750X8	28248	1/2"	1.09	1.25	1.00	0.40	21.37
127-8		1/2"					19.03
23750X12	28249	3/4"	1.16	1.39	1.25	0.60	43.67
127-12		3/4"					43.67
127R-212		1/8 X 1/16 X 1/8"					22.72
127R-424		1/4 X 1/8 X 1/4"					17.52
127R-646		3/8 X 1/4 X 3/8"					19.61
127R-868		1/2 X 3/8 X 1/2"					31.28
127R-884		1/2 x 1/2 x 1/4"					36.68

225 2225P 3750 326 225 127A

WARNING: This product can expose you to chemicals, including lead, which are known to the State of California to cause cancer and birth defects or other reproductive harm. For more information, visit www.P65Warnings.ca.gov

PIPE

BRASS FITTINGS

MADE IN THE USA

FORGED STREET TEE



06227
127F

MAF #	REF #	THREAD SIZE NPTF	A	B	BODY WIDTH	APPROX. WT. LBS.	LIST
127F-2	28253	1/8"	0.56	0.75	0.50	0.05	5.56
127F-4	28254	1/4"	1.03	1.00	0.46	0.13	6.85
127F-6	28255	3/8"	1.19	1.09	0.68	0.24	12.37
127F-8	28256	1/2"	1.52	1.40	0.88	0.45	24.27
127F-12	28-257	3/4"	1.34	1.73	1.25	0.65	58.42

107 T8 127B

EXTENDER ADAPTER

SAE# 130139



06120
120

MAF #	REF #	THREAD SIZE NPTF FXM	A	HEX	APPROX. WT. LBS.	LIST
23200X2X1		1/8" x 1/6"				7.73
120-20		1/8" x 10/32"				13.36
120-22	28190L	1/8" x 1/8"	0.83	0.50	0.03	1.84
23200X2	28190	1/8" x 1/8"	0.88	0.56	0.04	1.91
120-41		1/4" x 1/16"				13.96
120-42	28191L	1/4" x 1/8"	0.94	0.62	0.04	2.29
23404X2	28191	1/4" x 1/8"	1.06	0.75	0.07	7.60
120-44	28192L	1/4" x 1/4"	1.00	0.62	0.04	2.47
23200X4	28192	1/4" x 1/4"	1.25	0.75	0.07	3.43
120-48		1/4" X 1/2"				17.45
120-62	28198	3/8" x 1/8"	1.00	0.81	0.06	5.10
23206X2		3/8" x 1/8"				8.58
120-64	28193L	3/8" x 1/4"	1.12	0.81	0.08	3.71
23206X4	28193	3/8" x 1/4"	1.25	0.87	0.09	6.43
120-66	28194L	3/8" x 3/8"	1.24	0.81	0.10	4.54
23200X6	28194	3/8" x 3/8"	1.25	0.87	0.11	8.04
120-68		3/8" X 1/2"				12.91
120-82	28197	1/2" x 1/8"	1.09	0.94	0.07	12.90
120-84		1/2" x 1/4"				6.16
23208X4	28199	1/2" x 1/4"	1.46	1.06	0.08	6.76
120-86	28195L	1/2" x 3/8"	1.19	0.93	0.09	6.01
23208X6	28195	1/2" x 3/8"	1.47	1.06	0.18	8.58
120-88	28196L	1/2" x 1/2"	1.25	0.94	0.10	7.34
23200X8	28196	1/2" x 1/2"	1.66	1.06	0.12	9.49
120-124		3/4" x 1/4"				37.79
120-126		3/4" x 3/8"				25.00
23212X6	28207	3/4" x 3/8"	1.59	1.25	0.26	24.70
23212X8	28208	3/4" x 1/2"	1.69	1.37	0.14	17.39
120-128	28208L	3/4" x 1/2"	1.22	1.25	0.13	15.76
23200X12	28209	3/4" x 3/4"	1.69	1.37	0.34	23.85
120-164		1" x 1/4"				45.46
120-166		1" x 3/8"				41.45
120-168		1" x 1/2"				32.44
120-1612		1" x 3/4"				31.72
120-1616		1" x 1"				33.43
120-328		2" X 1/2"				161.59
120-3212		2" x 3/4"				156.54
120-3224		2" x 1-1/2"				151.48
120-3232		2" X 2"				143.73

375 222P 3200 R1 120AH 120B

WARNING: This product can expose you to chemicals, including lead, which are known to the State of California to cause cancer and birth defects or other reproductive harm. For more information, visit www.P65Warnings.ca.gov

MID-AMERICA FITTINGS



PIPE

BRASS FITTINGS

MADE IN THE USA

FORGED 90° MALE ELBOW

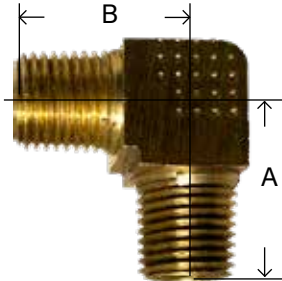


06230
130

MAF #	REF #	THREAD SIZE NPTF	A	BODY WIDTH	APPROX. WT. LBS.	LIST
130F-2	28266	1/8"	0.79	0.38	0.04	3.90
130F-4	28267	1/4"	0.87	0.45	0.06	4.36
130F-6	28268	3/8"	1.06	0.59	0.12	7.77
130F-8	28269	1/2"	1.38	0.78	0.21	9.76

1204P LE5 3455 116AMF

BARSTOCK 90° MALE ELBOW



06130
130R

MAF #	REF #	THREAD SIZE NPTF	A	BODY WIDTH	APPROX. WT. LBS.	LIST
23455X2	28266B	1/8"	0.69	0.56	0.08	9.70
23455X4	28267B	1/4"	0.95	0.59	0.09	13.00
23455X4X4BSPT		1/4 MPT X BSPT				14.85
23455X6	28268B	3/8"	1.01	0.71	0.15	19.58
23455X8	28269B	1/2"	1.40	1.00	0.38	33.50
23455X12	28270B	3/4"	1.50	1.25	0.55	43.80
23455X8X6	28276B	1/2" x 3/8"	1.12	1.00	0.35	41.44

FORGED 90° MALE REDUCING ELBOW



06235
130F

MAF #	REF #	THREAD SIZE NPTF	A	B	BODY WIDTH	APPROX. WT. LBS.	LIST
130FR-42	28274	1/4" x 1/8"	0.88	0.78	0.47	0.06	6.45
130FR-62		3/8" x 1/8"					7.51
130FR-64	28275	3/8" x 1/4"	0.90	0.90	0.46	0.06	5.35
130FR-86	28276	1/2" x 3/8"	1.12	1.00	0.59	0.12	9.60

MALE BRANCH TEE

SAE# 130425



06131
131

MAF #	REF #	THREAD SIZE NPTF	A	B	C	APPROX. WT. LBS.	LIST
23600X2	28281	1/8"	0.66	0.55	0.56	0.08	5.91
131-2		1/8"					5.91
23600X4	28282	1/4"	0.91	0.78	0.68	0.15	9.04
131-4		1/4"					8.22
23600X6	28283	3/8"	0.97	0.84	0.81	0.22	10.80
131-6		3/8"					10.80
23600X8	28284	1/2"	1.25	1.09	1.00	0.40	21.56
131-8		1/2"					21.56
23600X12	28285	3/4"	1.38	1.16	1.25	0.62	39.74
131-12		3/4"					39.74
		(1"x2") x 3"					
131R-21		1/8 X 1/16					20.83
131R-42		1/4 X 1/8					17.82
131R-64		3/8 X 1/4					20.04
131R-86		1/2 X 3/8					31.68
131R-128		3/4 X 1/2					52.37

T9 X106 23601 3600 2224P 226 329 128

WARNING: This product can expose you to chemicals, including lead, which are known to the State of California to cause cancer and birth defects or other reproductive harm. For more information, visit www.P65Warnings.ca.gov



PIPE

BRASS FITTINGS

MADE IN THE USA

FORGED MALE BRANCH TEE



06231
131F

MAF #	REF #	THREAD SIZE NPTF	A	B	BODY WIDTH	APPROX. WT. LBS.	LIST
131F-2	28281F	1/8"	0.75	0.56	0.50	0.06	5.15
131F-4	28282F	1/4"	1.00	1.03	0.46	0.12	8.32
131F-6		3/8"					13.43
131F-8		1/2"					17.84

T9

FORGED ALL MALE TEE



06232
132F

MAF #	REF #	THREAD SIZE NPTF	A	B	BODY WIDTH	APPROX. WT. LBS.	LIST
132F-2	28290	1/8"	0.75	0.75	0.43	0.06	6.86
132F-4	28291	1/4"	0.86	0.86	0.43	0.08	5.48
132F-6	28292	3/8"	1.09	1.09	0.60	0.16	11.00
132F-8	28293	1/2"	1.22	1.22	0.68	0.22	13.19
132F-12	28294	3/4"	1.43	1.43	0.87	0.38	39.55

T12 M101

LONG STREET ELLS

D.O.T. Approved



MAF #	REF #	THREAD SIZE NPTF	A	B	APPROX. WT. LBS.	LIST
116XL-219	28440	1/8"	1-3/16"	0.50	0.06	10.99
116XL-223	28441	1/8"	1-7/16"	0.50	0.06	5.73
116XL-227	28442	1/8"	1-11/16"	0.50	0.06	9.08
116XL-230	28443	1/8"	1-7/8"	0.50	0.16	15.95
116XL-419	28328	1/4"	1-3/16"	0.75	0.12	18.44
116XL-423	28329	1/4"	1-7/16"	0.75	0.14	15.02
116XL-427	28330	1/4"	1-11/16"	0.75	0.15	14.99
116XL-430	28331	1/4"	1-7/8"	0.62	0.09	14.19
116XL-436	28332	1/4"	2-1/4"	0.75	0.17	20.43
116XL-628	28333	3/8"	1-3/4"	0.87	0.22	23.40

LONG EXTENSION ADAPTERS

D.O.T. Approved



MAF #	REF #	THREAD SIZE NPTF	A	HEX	APPROX. WT. LBS.	LIST
120XL-220	28335	1/8"	1-1/4"	0.50	0.04	12.09
120XL-228	28336	1/8"	1-3/4"	0.50	0.05	13.16
120XL-248	28337	1/8"	3"	0.50	0.09	23.70
120XL-425	28338	1/4"	1-9/16"	0.62	0.07	7.26
120XL-429	28339	1/4"	1-13/16"	0.62	0.08	9.24
120XL-433	28340	1/4"	2-1/16"	0.62	0.10	8.58

WARNING: This product can expose you to chemicals, including lead, which are known to the State of California to cause cancer and birth defects or other reproductive harm. For more information, visit www.P65Warnings.ca.gov

MID-AMERICA FITTINGS




PIPE

BRASS FITTINGS

MADE IN THE USA

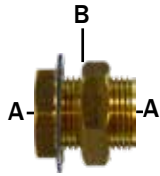
PIPE WYE FIP X MIP



MAF #	REF #	THREAD SIZE NPT	A	APPROX. WT. LBS.	LIST
137YB-4FM	28295	1/4"	1.56	.15	13.72

BULKHEAD / ANCHOR / FRAME COUPLINGS

FEMALE PIPE X FEMALE PIPE

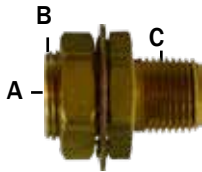


MAF #	REF #	A	B	HOSE SIZE	LENGTH (IN.)	LIST
207ACBH-2S	28299	1/8-27 NPTF	5/8-18 UNS	5/8	0.96	20.97
207ACBH-2	28300	1/8-27 NPTF	5/8-18 UNS	5/8	1-1/2	8.58
207ACBH-45	28301	1/4-18 NPTF	3/4-16 UNS	3/4	15/16	8.05
207ACBH-4	28302	1/4-18 NPTF	3/4-16 UNS	3/4	1-1/2	10.48
207ACBHLH-4	28315*	1/4-18 NPTF	3/4-16 UNS	3/4	1-1/2	11.47
207ACBH-6	28303	3/8-18 NPTF	1-14 UNS	1	1-5/16	13.00
207ACBH-8	28304	1/2-14 NPTF	1-1/8-14 UNS	1-1/8	1-1/2	19.49
207ACBH-12	28311	3/4-14 NPTF	1-5/16-12	1-5/16	1-1/2	96.68
207ACBH-16	28316**	1-11/12	1-5/8-14	1-5/8	1.68	273.62

00397


* Same as 28-302 except with a larger mounting nut. **Without washer

FEMALE PIPE X MALE PIPE



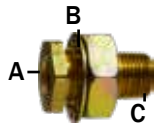
MAF #	REF #	A	B	C	LIST	
MA1317	28317	1/4-18 NPTF	1-14 UNS	1/2-14 NPTF	2-1/8	31.39
MA1318	28318	3/8-18 NPTF	1-14 UNS	1/2-14 NPTF	1-11/16	16.49
MA1319	28319	3/8-18 NPTF	1-14 UNS	1/2-14 NPTF	1-29/32	16.43

FEMALE PIPE X MALE PIPE




MAF #	REF #	A	B	C	LIST	
MA1342	28313	1/4-18 NPTF	1-14 UNS	1/2-14 NPTF	2-7/8	31.35

FEMALE PIPE X MALE PIPE



MAF #	REF #	A	B	C	LIST	
207BH-6FML	28346	3/8-18 NPTF	1-14 UNS	1/2-14 NPTF	1-7/8	20.55
207BH-8FML	28347	1/2-14 NPTF	1-14 UNS	1/2-14 NPTF	2-3/8	28.65

TUBE X FEMALE PIPE



MAF #	REF #	A	B	C	LIST	
NT207BH-8	28321	1/2-O.D. Tube	7/8-20 UNCF	3/8-18 NPTF	1-5/16	14.23
NT207BH-6	28322	3/8-O.D. Tube	7/8-20 UNCF	3/8-18 NPTF	1-3/8	13.55

FEMALE PIPE X CLAMPING STUD ELBOW



MAF #	REF #	A	B	C	LIST	
MA1348	28348	3/8-18 NPTF	7/8-20 UNEF	3/8-18 NPTF	2-5/16	27.64

BRASS MARINE BULKHEAD



MAF #	REF #	A	B	C	LIST	
29SBBHS-5	46540	5/16 Hose ID	----	----	2.37	26.76
29SBBHS-6	46541	3/8 Hose ID	----	----	2.37	27.83

WARNING: This product can expose you to chemicals, including lead, which are known to the State of California to cause cancer and birth defects or other reproductive harm. For more information, visit www.P65Warnings.ca.gov

HOSE BARB FITTINGS



MADE
IN THE USA



Temperature and Working Pressure Ranges

From -40°F to + 160°F at 150 PSI maximum.

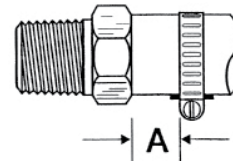
Tolerance

+/- .02 on all dimensions. Dimension Data can change without notice. Please call us when dimensions are critical.

Note: These fittings are intended for use with hose clamp, similar type clamp or a crimped ferrule.

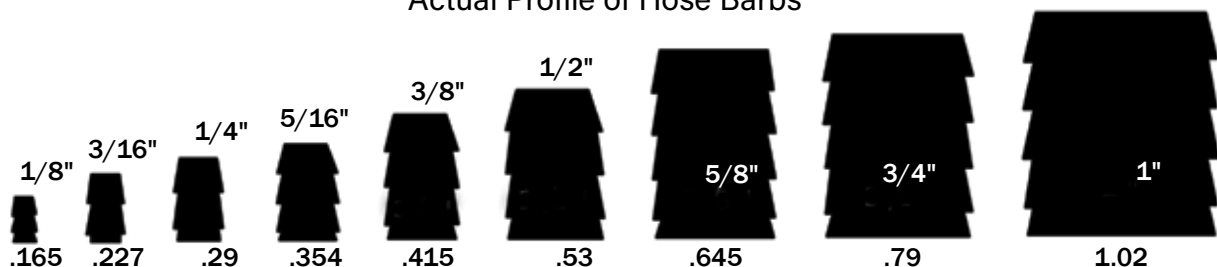
Assembly Instructions

- 1- Cut hose cleanly and squarely to length.
- 2- Slide clamp on hose.
- 3- Lubricate hose. Push hose on fitting until hose bottoms against stop ring or hex.
- 4- Position hose clamp as shown below and secure with a screwdriver or wrench. Maintain "A" dimension noted below for proper clamp positioning.



HOSE SIZE	A
3/16"	1/4"
1/4"	1/4"
5/16"	1/4"
3/8"	1/8"
1/2"	1/8"
5/8"	1/8"
3/4"	1/8"

Actual Profile of Hose Barbs



WARNING: This product can expose you to chemicals, including lead, which are known to the State of California to cause cancer and birth defects or other reproductive harm. For more information, visit www.P65Warnings.ca.gov

HOSE BARB

BRASS FITTINGS

MADE IN THE USA

RIGID MALE ADAPTER

- These are not Lead Free



PGH = SAE Pattern

07001
29
129

MAF #	REF #	HOSE I.D. X MALE NPTF	A	B	HEX	APPROX. WT. LBS.	LIST
29-10	32950	1/16" x 10/32"	0.90	0.45	0.38	0.01	12.53
29-11	32951	1/16" x 1/16"	0.91	0.48	0.38	0.01	12.04
29-20	32912	1/8" x 10/32"	0.92	0.48	0.38	0.01	10.18
29-21	32300	1/8" x 1/16"	0.93	0.48	0.38	0.01	9.46
29-22	32001	1/8" x 1/8"	1.19	0.69	0.43	0.02	2.47
29-24	32027	1/8" x 1/4"	1.16	0.46	0.56	0.02	1.95
29-31	32952	3/16" x 1/16"	1.20	0.75	0.38	0.02	10.12
29-32	32002	3/16" x 1/8"	1.19	0.75	0.43	0.02	1.66
29-34	32003	3/16" x 1/4"	1.37	0.69	0.56	0.04	3.00
29-36	32953	3/16" x 3/8"	1.44	0.69	0.68	0.04	6.76
29-41	32301	1/4" x 1/16"	1.44	0.88	0.43	0.02	5.00
29-42	32004	1/4" x 1/8"	1.47	0.97	0.43	0.02	1.39
PGH4X2		1/4" x 1/8"					1.90
29-44	32005	1/4" x 1/4"	1.72	0.97	0.56	0.04	1.66
PGH4X4		1/4" x 1/4"					2.35
29-46	32006	1/4" x 3/8"	1.72	0.97	0.68	0.05	2.92
29-48	32007	1/4" x 1/2"	1.72	0.81	0.87	0.10	4.52
29-412	32954	1/4" x 3/4"	1.86	0.96	1.06	0.15	6.77
29-52	32008	5/16" x 1/8"	1.47	0.97	0.43	0.02	1.41
29-54	32009	5/16" x 1/4"	1.72	0.97	0.56	0.04	1.94
PGH5X4		5/16" x 1/4"					3.08
29-56	32010	5/16" x 3/8"	1.76	0.97	0.68	0.06	3.22
29-58		5/16" x 1/2"					4.36
29-512		5/16" x 3/4"					7.41
29-62	32011	3/8" x 1/8"	1.53	0.97	0.56	0.03	1.93
29-64	32012	3/8" x 1/4"	1.75	0.97	0.56	0.05	1.71
PGH6X4		3/8" x 1/4"					2.19
29-66	32013	3/8" x 3/8"	1.72	0.96	0.68	0.06	2.38
PGH6X6		3/8" x 3/8"					3.05
29-68	32014	3/8" x 1/2"	1.87	0.97	0.87	0.09	4.43
PGH6X8		3/8" x 1/2"					5.52
29-612	32026	3/8" x 3/4"	1.97	0.97	1.06	0.16	5.92
29-74	32956	7/16" x 1/4"	1.75	0.97	0.56	0.05	5.90
29-76	32957	7/16" x 3/8"	1.73	0.97	0.70	0.07	7.75
29-78	32958	7/16" x 1/2"	1.87	0.97	0.88	0.10	9.75
29-82	32302	1/2" x 1/8"	1.57	0.95	0.56	0.06	4.22
29-84	32015	1/2" x 1/4"	1.72	0.97	0.56	0.04	2.65
PGH8X4		1/2" x 1/4"					3.19
29-86	32016	1/2" x 3/8"	1.76	0.97	0.68	0.07	2.76
PGH8X6		1/2" x 3/8"					3.57
29-88	32017	1/2" x 1/2"	1.87	0.96	0.87	0.11	4.21
PGH8X8		1/2" x 1/2"					5.66
29-812	32018	1/2" x 3/4"	1.94	0.97	1.06	0.16	5.96
29-816	32303	1/2" x 1"	2.31	0.99	1.37	0.33	15.75
29-104	32304	5/8" x 1/4"	1.67	0.92	0.68	0.06	5.17
29-106	32019	5/8" x 3/8"	1.76	0.97	0.68	0.08	3.19
PGH10X6		5/8" x 3/8"					4.42
29-108	32020	5/8" x 1/2"	1.87	0.96	0.87	0.11	4.64
PGH10X8		5/8" x 1/2"					6.35

4244 PGH 101 102 201A 125HBL 105B-1 KF-PS MPB

WARNING: This product can expose you to chemicals, including lead, which are known to the State of California to cause cancer and birth defects or other reproductive harm. For more information, visit www.P65Warnings.ca.gov

HOSE BARB

BRASS FITTINGS

MADE IN THE USA

RIGID MALE ADAPTER - CONTINUED



MAF #	REF #	HOSE I.D. X MALE NPTF	A	B	HEX	APPROX. WT. LBS.	LIST
29-1012	32021	5/8" x 3/4"	1.87	0.96	1.06	0.14	6.76
PGH10X12		5/8" x 3/4"					9.10
29-1016	32305	5/8" x 1"	2.31	0.96	1.37	0.36	18.86
29-124	32915	3/4" x 1/4"	1.64	0.87	0.81	0.11	20.30
29-126	32306	3/4" x 3/8"	1.65	0.87	0.81	0.12	6.49
29-128	32022	3/4" x 1/2"	1.87	0.96	0.87	0.14	5.30
PGH12X8		3/4" x 1/2"					6.35
29-1212	32023	3/4" x 3/4"	1.87	0.96	1.06	0.15	6.94
PGH12X12		3/4" x 3/4"					8.27
29-1216	32316	3/4" x 1"	2.55	1.15	1.37	0.38	13.90
29-166		1" x 3/8"					47.56
29-168	32307	1" x 1/2"	1.80	0.87	1.06	0.18	11.80
29-1612	32024	1" x 3/4"	2.19	1.19	1.06	0.32	9.22
29-1616	32025	1" x 1"	2.48	1.19	1.37	0.39	15.16
29-1620		1" x 1-1/4"					38.92
29-2012	32029	1-1/4" x 3/4"	2.37	1.19	1.37	0.35	22.60
29-2016	32028	1-1/4" x 1"	2.55	1.19	1.37	0.46	18.10
29-2020		1-1/4" x 1-1/4"					35.77


BRASS RIGID MALE BSPT BARB ADAPTER



29SWV
29MS

MAF #	REF #	HOSE I.D. X MALE BSPT	LIST
29BSPT-42	32450	1/4" x 1/8"	4.72
29BSPT-44	32451	1/4" x 1/4"	5.26
29BSPT-64	32452	3/8" x 1/4"	5.53
29BSPT-66	32453	3/8" x 3/8"	8.58
29BSPT-68	32454	3/8" x 1/2"	9.31
29BSPT-86	32455	1/2" x 3/8"	9.04
29BSPT-88	32456	1/2" x 1/2"	9.22
29BSPT-1212	32457	3/4" x 3/4"	13.36
29BSPT-1616	32458	1" x 1"	20.29

SWIVEL MALE ADAPTER



Rotation 360°

07003

MAF #	REF #	HOSE I.D. X MALE NPTF	A	B	HEX	APPROX. WT. LBS.	LIST
29MS-32	32329	3/16" x 1/8"	2.00	0.78	0.56	0.06	6.58
29MS-34	32331	3/16" x 1/4"	1.95	0.78	0.56	0.06	6.44
29MS-42	32332	1/4" x 1/8"	2.19	0.97	0.56	0.06	6.22
29MS-44	32349	1/4" x 1/4"	2.12	0.97	0.56	0.06	5.61
29MS-46		1/4" x 3/8"					8.66
29MS-62	32351	3/8" x 1/8"	2.12	0.97	0.56	0.07	6.46
29MS-64	32201	3/8" x 1/4"	2.12	0.97	0.56	0.07	5.53
29MS-66	32360	3/8" x 3/8"	2.12	0.97	0.69	0.08	6.90
29MS-68		3/8" x 1/2"					9.13
29MS-86	32355	1/2" x 3/8"	2.12	0.97	0.68	0.10	7.27
29MS-88	32356	1/2" x 1/2"	2.33	0.97	0.87	0.14	11.29
29MS-1212	32357	3/4" x 3/4"	2.33	0.97	1.06	0.20	13.21
29MS-1616	32386	1" x 1"	2.88	1.19	1.38	0.40	77.00

WARNING: This product can expose you to chemicals, including lead, which are known to the State of California to cause cancer and birth defects or other reproductive harm. For more information, visit www.P65Warnings.ca.gov


MID-AMERICA FITTINGS



HOSE BARB

BRASS FITTINGS

MADE IN THE USA

MENDER/ SPLICER07014
29S
129S

MAF #	REF #	HOSE I.D. X HOSE I.D.	A	B	O.D.	APPROX. WT. LBS.	LIST
29S-2	32091	1/8"	0.98	0.45	0.31	0.01	4.27
29S-3	32092	3/16"	1.62	0.77	0.36	0.02	1.99
29S-4	32093	1/4"	2.00	0.96	0.37	0.02	1.86
29SR-42	32079	1/4" x 1/8"	1.50	0.97	0.37	0.02	3.71
29S-5	32094	5/16"	2.00	0.96	0.39	0.02	1.66
29SR-54	32090	5/16" x 1/4"	2.00	0.97	0.50	0.03	3.28
29S-6	32095	3/8"	2.00	0.97	0.51	0.04	1.86
29SR-62	32960	3/8 x 1/8	1.58	1.00	0.50	0.03	4.94
29SR-63	32961	3/8 x 3/16	1.75	1.00	0.50	0.03	4.75
29SR-64	32080	3/8" x 1/4"	2.06	0.97	0.56	0.03	4.46
29SR-65	32375	3/8" x 5/16"	2.00	0.97	0.50	0.03	4.55
29S-8	32096	1/2"	2.00	0.96	0.62	0.06	2.85
29SR-84		1/2" x 1/4"					6.76
29SR-86	32087	1/2" x 3/8"	2.06	0.97	0.71	0.06	6.61
29S-10	32097	5/8"	2.05	0.96	0.75	0.08	3.73
29SR-104		5/8" x 1/4"					8.02
29SR-106	32088	5/8" x 3/8"	2.06	0.97	0.75	0.06	7.67
29SR-108	32376	5/8" x 1/2"	2.06	0.97	0.75	0.07	7.51
29S-12	32098	3/4"	2.50	1.15	0.87	0.10	5.62
29SR-126		3/4" x 3/8"					10.39
29SR-128	32089	3/4" x 1/2"	2.28	1.19	0.87	0.10	10.39
29SR-1210	32379	3/4" x 5/8"	2.02	0.96	0.87	0.10	7.33
29SR-168		1" x 1/2"					13.27
29SR-1610		1" x 5/8"					13.09
29SR-1612	32380	1" x 3/4"	2.58	1.19	1.12	0.18	12.91
29S-16	32099	1"	3.00	1.44	1.12	0.23	13.00
29S-20		1-1/4"					44.58

WARNING: This product can expose you to chemicals, including lead, which are known to the State of California to cause cancer and birth defects or other reproductive harm. For more information, visit www.P65Warnings.ca.gov



HOSE BARB

BRASS FITTINGS

MADE IN THE USA

RIGID FEMALE ADAPTER



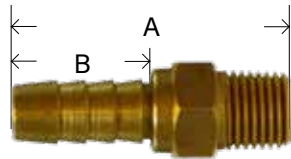
07002
29F
129F

MAF #	REF #	HOSE I.D. X FEMALE NPTF	A	B	HEX	APPROX. WT. LBS.	LIST
29F-22	32050	1/8" x 1/8"	0.96	0.46	0.50	0.02	2.47
29F-24	32317	1/8" x 1/4"	1.15	0.46	0.62	0.04	5.49
29F-32	32051	3/16" x 1/8"	1.10	0.68	0.50	0.02	2.15
29F-34	32062	3/16" x 1/4"	1.44	0.75	0.62	0.04	6.34
29F-42	32052	1/4" x 1/8"	1.35	0.93	0.50	0.02	2.03
29F-44	32053	1/4" x 1/4"	1.60	0.97	0.62	0.06	2.68
29F-46	32054	1/4" x 3/8"	1.65	1.03	0.75	0.04	3.46
29F-48	32441	1/4" x 1/2"	1.66	0.97	0.93	0.08	8.72
29F-52	32055	5/16" x 1/8"	1.47	0.97	0.56	0.04	4.49
29F-54	32056	5/16" x 1/4"	1.66	0.97	0.62	0.04	3.85
29F-56	32318	5/16" x 3/8"	1.66	0.97	0.75	0.06	6.14
29F-58	32320	5/16" x 1/2"	1.67	0.96	0.93	0.08	6.94
29F-62	32057	3/8" x 1/8"	1.47	0.97	0.56	0.04	2.76
29F-64	32058	3/8" x 1/4"	1.61	0.97	0.62	0.06	3.14
29F-66	32059	3/8" x 3/8"	1.63	1.00	0.81	0.08	4.09
29F-68	32063	3/8" x 1/2"	1.72	0.94	0.93	0.12	5.18
29F-82	32449	1/2" x 1/8"	1.51	0.98	0.56	0.06	5.49
29F-84	32064	1/2" x 1/4"	1.66	0.96	0.62	0.08	3.34
29F-86	32060	1/2" x 3/8"	1.66	0.97	0.75	0.08	5.59
29F-88	32061	1/2" x 1/2"	1.76	0.96	0.93	0.12	6.43
29F-812	32443	1/2" x 3/4"	1.97	0.97	1.18	0.26	15.91
29F-106	32444	5/8" x 3/8"	1.66	0.97	0.75	0.08	6.97
29F-108	32445	5/8" x 1/2"	1.66	0.97	0.93	0.10	8.82
29F-1012	32446	5/8" x 3/4"	1.97	0.97	1.18	0.21	15.79
29F-128	32447	3/4" x 1/2"	1.88	1.19	0.93	0.13	9.86
29F-1212	32065	3/4" x 3/4"	2.19	1.21	1.18	0.22	8.58
29F-1612	32049	1" x 3/4"	2.19	1.19	1.18	0.26	20.73
29F-1616	32321	1" x 1"	2.32	1.19	1.44	0.35	26.98
29F-2016	32448	1-1/4" x 1"	2.32	1.19	1.43	0.44	26.31

209A 128 29A 29F 126HB 126 FPB 105B-2 KF-RS 104 144

HIGH VOLUME MALE SWIVEL

• 300 PSI • Nitrile Buna (NBR) O-Ring



29MS-64HF Hex



29HPS

MAF #	REF #	HOSE I.D. X MALE NPTF	A	B	HEX	APPROX. WT. LBS.	LIST
29MS-64HF	32781	3/8" x 1/4"	1.83	0.87	0.62	0.07	39.10
29HPS-44	28415	1/4" x 1/4"	1.30	0.94	0.81	0.14	37.54
29HPS-64	28417	3/8" x 1/4"					44.58

4065

WARNING: This product can expose you to chemicals, including lead, which are known to the State of California to cause cancer and birth defects or other reproductive harm. For more information, visit www.P65Warnings.ca.gov

MID-AMERICA FITTINGS



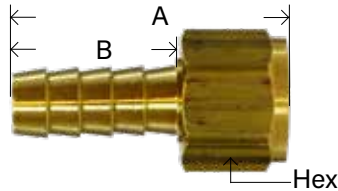
HOSE BARB

BRASS FITTINGS

MADE IN THE USA

SWIVEL FEMALE ADAPTER - WITH GASKET

- NPSM Thread
- National Pipe Straight Gasket Seal Swivel



07009
29UFS
129UFS

- Not recommend for water due to fiber gasket - for air service only.

MAF #	REF #	HOSE I.D. X FEMALE NPSM	A	B	HEX	APPROX. WT. LBS.	LIST
29UFS-22	32131	1/8" x 1/8"	0.90	0.46	0.50	0.02	8.23
29UFS-32	32132	3/16" x 1/8"	1.19	0.75	0.50	0.03	8.26
29UFS-34	32133	3/16" x 1/4"	1.28	0.75	0.62	0.04	9.13
29UFS-42	32120	1/4" x 1/8"	1.41	0.97	0.50	0.02	10.19
29UFS-44	32121	1/4" x 1/4"	1.50	0.97	0.62	0.02	3.37
29UFS-46	32129	1/4" x 3/8"	1.63	0.97	0.75	0.04	10.09
29UFS-54	32130	5/16" x 1/4"	1.50	0.97	0.62	0.04	12.68
29UFS-64	32122	3/8" x 1/4"	1.54	1.00	0.62	0.06	5.55
29UFS-66	32123	3/8" x 3/8"	1.60	0.97	0.75	0.06	10.42
29UFS-68	32354	3/8" x 1/2"	1.66	0.97	0.93	0.10	12.06
29UFS-86	32124	1/2" x 3/8"	1.60	0.97	0.75	0.08	12.63
29UFS-88	32125	1/2" x 1/2"	1.66	0.97	0.93	0.12	9.04
29UFS-812	32117	1/2" x 3/4"	1.82	1.19	1.18	0.16	12.94
29UFS-1012	32118	5/8" x 3/4"	1.82	1.19	1.18	0.18	13.87
29UFS-1212	32119	3/4" x 3/4"	1.82	1.19	1.18	0.14	9.03

130 126 29F5G KF-RN NPSM Gasket Seat

FORGED HOSE BARB 90° ELBOW



07020
29E
129E

MAF #	REF #	HOSE I.D. X MALE NPTF	A	B	C	BODY SIZE	APPROX. WT. LBS.	LIST
29E-42	32038	1/4" x 1/8"	1.01	0.81	0.71	0.47	0.06	4.20
29E-44	32039	1/4" x 1/4"	1.01	0.87	0.63	0.47	0.06	6.12
29E-46	32309	1/4" x 3/8"	1.08	0.97	0.73	0.69	0.12	8.45
29E-52	32036	5/16" x 1/8"	1.01	0.81	0.63	0.47	0.04	4.80
29E-54	32040	5/16" x 1/4"	1.01	0.87	0.63	0.47	0.06	5.08
29E-56	32310	5/16" x 3/8"	1.06	0.94	0.63	0.50	0.06	7.19
29E-62	32046	3/8" x 1/8"	1.01	0.81	0.63	0.47	0.06	4.54
29E-64	32041	3/8" x 1/4"	1.02	0.88	0.65	0.47	0.06	4.54
29E-66	32042	3/8" x 3/8"	1.09	0.93	0.68	0.50	0.08	8.00
29E-68	32047	3/8" x 1/2"	1.11	1.09	0.63	0.59	0.10	7.29
29E-84	32048	1/2" x 1/4"	1.06	1.00	0.68	0.59	0.10	8.60
29E-86	32043	1/2" x 3/8"	1.06	1.09	0.69	0.59	0.10	7.62
29E-88	32311	1/2" x 1/2"	1.31	1.19	0.87	0.56	0.12	9.04
29E-106	32044	5/8" x 3/8"	1.12	1.06	0.61	0.56	0.12	8.08
29E-108	32045	5/8" x 1/2"	1.12	1.12	0.68	0.63	0.14	7.51

129 HBEI KF-PS90 HE-1 29E 146

Dimension data can change without notice. Please call when dimensions are critical.

WARNING: This product can expose you to chemicals, including lead, which are known to the State of California to cause cancer and birth defects or other reproductive harm. For more information, visit www.P65Warnings.ca.gov



HOSE BARB

BRASS FITTINGS

MADE IN THE USA

BARSTOCK HOSE BARB 90° ELBOW



29EBS

MAF #	REF #	HOSE I.D. X MALE NPTF	A	B	C	BODY SIZE	APPROX. WT. LBS.	LIST
29E-42BS	32038B	1/4" X 1/8"	1.00	0.75	0.75	0.50	0.02	7.60
29E-44BS	32039B	1/4" X 1/4"	1.02	0.91	0.74	0.56	0.04	7.70
29E-46BS	32309B	1/4" X 3/8"	1.19	0.84	0.76	0.58	0.09	19.68
29E-52BS	32036B	5/16" X 1/8"	1.06	0.66	0.76	0.44	0.04	23.51
29E-54BS	32040B	5/16" X 1/4"	1.12	0.84	0.76	0.58	0.07	14.01
29E-56BS	32310B	5/16" X 3/8"	1.19	0.84	0.76	0.72	0.09	20.79
29E-62BS	32046B	3/8" X 1/8"	1.32	0.94	0.97	0.58	0.06	13.16
29E-64BS	32041B	3/8" X 1/4"	1.32	0.89	0.97	0.58	0.08	10.15
29E-66BS	32042B	3/8" X 3/8"	1.50	1.06	0.97	0.75	0.14	18.41
29E-68BS	32047B	3/8" X 1/2"	1.52	1.25	0.97	0.90	0.26	38.83
29E-84BS	32048B	1/2" X 1/4"	1.53	1.06	0.97	0.72	0.12	31.90
29E-86BS	32043B	1/2" X 3/8"	1.53	1.07	0.97	0.72	0.16	17.10
29E-88BS	32311B	1/2" X 1/2"	1.53	1.25	0.97	0.90	0.26	53.28
29E-1212BS	32314B	3/4" X 3/4"	1.33	1.27	0.97	1.10	0.32	40.35

129HB

HOSE BARB TEES



07024

MAF #	REF #	HOSE BARB SIZE (1 & 2) X 3	A	B	BODY SIZE	APPROX. WT. LBS.	LIST
29T-4	32365 **	1/4"	1.00	1.00	0.44	0.06	5.08
29TR-442	32350 *	(1/4") x 1/8"	0.94	0.94	0.44	0.04	8.93
29T-5	32366	5/16"	1.00	1.00	0.44	0.06	5.08
29T-6	32126 **	3/8"	1.01	1.01	0.43	0.06	5.87
29TRM-664	32128 *	3/8"HB x 1/4" MIP	1.00	0.94	0.43	0.06	13.20

45° ELBOW



07045
294S
1294S

MAF #	REF #	HOSE I.D. X MALE NPTF	A	B	BODY SIZE	APPROX. WT. LBS.	LIST
2945F-42	32110	1/4" x 1/8"	0.91	0.62	0.53	0.04	6.85
2945-42BS		1/4" x 1/8"					9.49
2945-44BS	32109*	1/4" x 1/4"	1.00	0.62	0.57	0.06	9.44
2945F-54		5/16" x 1/4"					6.43
2945F-62	32111	3/8" x 1/8"	0.83	0.66	0.53	0.04	6.00
2945F-64	32112	3/8" x 1/4"	0.82	0.84	0.53	0.06	5.45
2945F-66	32113	3/8" x 3/8"	0.93	0.87	0.59	0.08	7.00
2945F-84	32346	1/2" x 1/4"	1.00	0.84	0.59	0.08	10.73
2945F-86	32114	1/2" x 3/8"	1.00	0.88	0.59	0.08	8.81
2945F-88	32116	1/2" x 1/2"	1.15	0.94	0.59	0.12	14.52
2945F-106	32115	5/8" x 3/8"	0.97	0.88	0.59	0.10	9.39

* Barstock

140 HE145 139HB KF-PS45 13945

WARNING: This product can expose you to chemicals, including lead, which are known to the State of California to cause cancer and birth defects or other reproductive harm. For more information, visit www.P65Warnings.ca.gov

MID-AMERICA FITTINGS

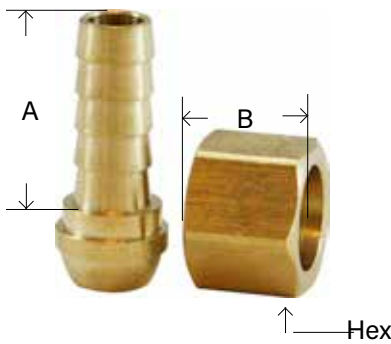


HOSE BARB

BRASS FITTINGS

MADE IN THE USA

BALL END SWIVEL NPSM - Ball seat type



07008
29FS
129FS

MAF #	REF #	HOSE I.D. X NPSM	A	B	HEX	APPROX. WT. LBS.	LIST
29FS-22	32066	1/8" x 1/8"	0.46	0.44	0.50	0.03	6.02
29FS-32	32067	3/16" x 1/8"	0.75	0.44	0.50	0.03	4.75
29FS-34	32068	3/16" x 1/4"	0.75	0.52	0.62	0.04	4.97
29FS-36	32962	3/16" x 3/8"	0.75	0.63	0.75	0.05	6.57
29FS-42	32069	1/4" x 1/8"	0.97	0.44	0.50	0.04	4.45
29FS-44	32070	1/4" x 1/4"	0.97	0.53	0.62	0.06	3.24
29FS-46	32078	1/4" x 3/8"	0.97	0.63	0.75	0.06	6.75
29FS-54	32071	5/16" x 1/4"	0.97	0.52	0.62	0.05	4.17
29FS-56	32389	5/16" x 3/8"	0.97	0.63	0.75	0.07	9.54
29FS-64	32072	3/8" x 1/4"	0.97	0.53	0.62	0.06	2.92
29FS-66	32073	3/8" x 3/8"	0.97	0.59	0.75	0.08	3.46
29FS-68	32074	3/8" x 1/2"	0.97	0.69	0.94	0.14	10.00
29FS-86	32075	1/2" x 3/8"	0.97	0.59	0.75	0.08	3.32
29FS-88	32076	1/2" x 1/2"	0.97	0.69	0.94	0.10	6.04
29FS-1212	32077	3/4" x 3/4"	0.97	0.70	1.12	0.14	7.79

128HBSLV 29FS 209AS 124 131

BALLSEAT MALE ADAPTER

Beveled seat



07654

MAF #	REF #	NPSM X MALE NPTF	A	HEX	APPROX. WT. LBS.	LIST
WH48-22	32359	1/8" x 1/8"	0.94	0.43	0.03	5.10
WH48-42	32034	1/4" x 1/8"	1.06	0.56	0.04	4.17
WH48-44	32030	1/4" x 1/4"	1.25	0.56	0.06	4.29
WH48-64	32362	3/8" x 1/4"	1.28	0.68	0.08	6.54
WH48-66	32031	3/8" x 3/8"	1.30	0.68	0.08	5.50
WH48-68	32392	3/8" x 1/2"	1.47	0.88	0.13	12.46
WH48-86	32364	1/2" x 3/8"	1.35	0.87	0.10	9.00
WH48-88	32032	1/2" x 1/2"	1.53	0.87	0.14	7.33
WH48-1212	32033	3/4" x 3/4"	1.53	1.06	0.20	15.56

172 134 127HB 122AS

BALLSEAT UNION

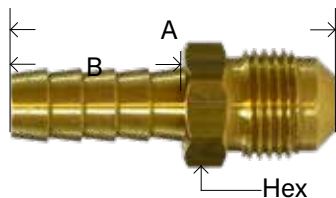


30° Seat

07656

MAF #	REF #	NPSM X NPSM	A	HEX	APPROX. WT. LBS.	LIST
WH42-2	32460	1/8"	0.79	0.43	0.02	4.75
WH42-4	32461	1/4"	1.09	0.56	0.04	5.66
WH42-6	32462	3/8"	1.19	0.68	0.07	9.23
WH42-8	32463	1/2"	1.31	0.87	0.10	10.83

45° FLARE ADAPTER



07004
29SAE
129SAE

MAF #	REF #	HOSE I.D. X 45° FLARE	THREAD	A	B	HEX	APPROX. WT. LBS.	LIST
29MSAE-34	32322	3/16" x 1/4"	7/16-20	1.5	0.75	0.43	0.03	6.89
29MSAE-44	32081	1/4" x 1/4"	7/16-20	1.72	0.97	0.43	0.03	3.86
29MSAE-46	32082	1/4" x 3/8"	5/8-18	1.82	0.97	0.62	0.07	5.16
29MSAE-55	32083	5/16" x 5/16"	1/2-20	1.75	0.97	0.50	0.08	6.65
29MSAE-66	32084	3/8" x 3/8"	5/8-18	1.82	0.97	0.62	0.08	5.59
29MSAE-68	32085	3/8" x 1/2"	3/4-16	1.97	0.97	0.75	0.10	9.00
29MSAE-88	32086	1/2" x 1/2"	3/4-16	1.97	0.97	0.75	0.10	7.70

142 201BF KF-MS KDS



WARNING: This product can expose you to chemicals, including lead, which are known to the State of California to cause cancer and birth defects or other reproductive harm. For more information, visit www.P65Warnings.ca.gov

HOSE BARB

BRASS FITTINGS

MADE IN THE USA

COMPRESSION ADAPTER - BARB X MALE COMPRESSION THREAD



MAF #	SIZE	LIST
29CT-24	1/8" x 1/4"	12.59
29CT-33	3/16" x 3/16"	10.70
29CT-34	3/16" x 1/4"	10.70
29CT-43	1/4" x 3/16"	11.40
29CT-44	1/4" x 1/4"	9.49
29CT-45	1/4" x 5/16"	14.05
29CT-46	1/4" x 3/8"	14.05
29CT-54	5/16" x 1/4"	14.05
29CT-55	5/16" x 5/16"	16.06
29CT-63	3/8" x 3/16"	14.85
29CT-64	3/8" x 1/4"	13.95
29CT-66	3/8" x 3/8"	14.95
29CT-88	1/2" x 1/2"	16.85

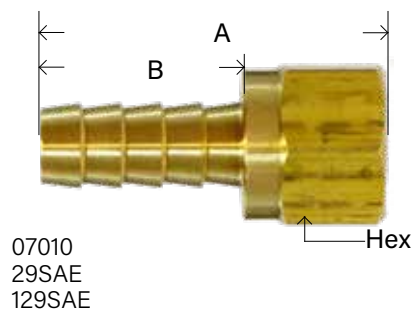
DUAL 45°/ 37° FLARE SWIVEL



MAF #	REF #	HOSE ID X DUAL SEAT	THREAD	A	B	HEX	APPROX. WT. LBS.	LIST
29DS-34	32107	3/16" x 1/4"	7/16-20	1.34	0.75	0.56	0.04	4.18
29DS-44	32337	1/4" x 1/4"	7/16-20	1.56	0.97	0.56	0.04	2.94
29DS-45	32102	1/4" x 5/16"	1/2-20	1.61	0.97	0.62	0.06	5.80
29DS-55	32339	5/16" x 5/16"	1/2-20	1.60	0.97	0.62	0.06	5.95
29DS-68	32340	3/8" x 1/2"	3/4-16	1.68	0.97	0.87	0.10	9.44
29DS-88	32341	1/2" x 1/2"	3/4-16	1.68	0.97	0.87	0.10	4.92
29DS-810	32342	1/2" x 5/8"	7/8-14	1.76	0.97	1.00	0.12	7.18

KDS

FEMALE 45° FLARE SWIVEL



07010
29SAE
129SAE



*CRIMP STYLE
29CSAE

MAF #	REF #	HOSE I.D. X FEMALE 45° FLARE	UNF THREAD	A	B	HEX	APPROX. WT. LBS.	LIST
29SAE-33	32326	3/16" x 3/16"	3/8-24	1.19	0.75	0.43	0.04	7.68
29SAE-34		3/16" x 1/4"	7/16"-20					4.18
29CSAE-34*		3/16" x 1/4"	7/16"-20					5.17
29SAE-36		3/16" x 3/8"	5/8"-18					5.39
29CSAE-36*	30295	3/16" x 3/8"	5/8-18	1.82	0.90	0.75	0.04	9.49
29SAE-44	32101	1/4" x 1/4"	7/16-20	1.57	0.97	0.56	0.04	2.94
29CSAE-44		1/4" x 1/4"	7/16-20					3.69
29SAE-45		1/4" x 5/16"	1/2-20					3.41
29SAE-46	32103	1/4" x 3/8"	5/8-18	1.64	0.97	0.75	0.08	3.33
29SAE-55	32104	5/16" x 5/16"	1/2-20	1.61	0.97	0.62	0.05	5.95
29SAE-56	32327	5/16" x 3/8"	5/8-18	1.67	0.97	0.75	0.08	6.07
29SAE-66	32105	3/8" x 3/8"	5/8-18	1.64	0.97	0.75	0.08	4.22
29CSAE-66*	32105C	3/8" x 3/8"	5/8-18	1.71	0.97	0.75	0.07	4.86
29SAE-68	32106	3/8" x 1/2"	3/4-16	1.81	0.97	0.87	0.10	9.44
29SAE-88	32100	1/2" x 1/2"	3/4-16	1.68	0.97	0.87	0.12	5.66
29CSAE-88*	32314C	1/2" x 1/2"	3/4-16					10.36
29CSAE-1010*	32394	5/8" x 5/8"	7/8-14					10.68
29CSAE-1212*	32328	3/4" x 3/4"	1-1/16-14	2.00	0.97	1.25	0.20	20.17

29SAE 209ASF 146HBLFSV KF-NS 128 FSS 146 144


WARNING: This product can expose you to chemicals, including lead, which are known to the State of California to cause cancer and birth defects or other reproductive harm. For more information, visit www.P65Warnings.ca.gov

HOSE BARB

BRASS FITTINGS

MADE IN THE USA

FEMALE 37° J.I.C. FLARE SWIVEL



MAF #	REF #	HOSE ID X FEMALE 37° FLARE	THREAD	A	B	HEX	APPROX. WT. LBS.	LIST
29JIC-46	32334	1/4" x 3/8"	9/16-18	1.60	0.97	0.68	0.06	4.42
29JIC-56	32335	5/16" x 3/8"	9/16-18	1.60	0.97	0.68	0.06	4.56
29JIC-66	32336	3/8" x 3/8"	9/16-18	1.60	0.97	0.68	0.10	...
29CJIC-66*	32336C	3/8" X 3/8"	9/16-18	1.66	0.97	0.68	0.06	4.05
29CJIC-1212*	32338	3/4" x 3/4"	1-1/16-12	2.00	0.97	1.25	0.20	13.11
29CJIC-1212*	32338C	3/4" x 3/4"	1-1/16-12	2.13	1.19	1.25	0.20	???
29CJIC-1616*	32397	1" x 1"	1-5/16-12	2.31	1.19	1.50	0.33	18.41

*Crimp style

KJS

*Available in swivel crimp style - add a "C" at the end of the REF # (100 piece minimum)

BARB X SWT

MAF #	REF #	HOSE ID	SWT	LIST
29SWT-88		1/2"	1/2"	7.09
29SWT-128		3/4"	1/2"	12.36
29SWT-1210		3/4"	5/8"	13.32
29SWT-1214		3/4"	7/8"	14.71
29SWT-1616		1"	1"	17.80

REUSABLE MALE FITTINGS



07216
29RU17

MAF #	REF #	HOSE ID	HOSE OD	MALE NPTF	LIST
29RU17-484	32727	1/4"	1/2"	1/4"	5.15
29RU17-494	32728	1/4"	9/16"	1/4"	6.28
29RU17-4104	32726	1/4"	5/8"	1/4"	6.28
29RU17-5104	32741	5/16"	5/8"	1/4"	12.07
29RU17-6104	32742	3/8"	5/8"	1/4"	...
29RU17-6114	32744	3/8"	11/16"	1/4"	7.82
29RU17-6124	32725	3/8"	3/4"	1/4"	...
29RU17-6106	32747	3/8"	5/8"	3/8"	...
29RU17-6116	32750	3/8"	11/16"	3/8"	...
29RU17-8148	32746	1/2"	7/8"	1/2"	...

BUBBLE BARB MALE ADAPTER

BUBBLE X MIP



MAF #	REF #	BUBBLE X MIP	LIST
29BB-84	32177	1/2 x 1/4	...
29BB-86	32178	1/2 x 3/8	...
29BB-88	32179	1/2 x 1/2	...
29BB-106	32182	5/8 x 3/8	...
29BB-108	32183	5/8 x 1/2	...
29BB-128	32184	3/4 x 1/2	...
29BB-1212	32180	3/4 x 3/4	...
29BB-1612	32185	1 x 3/4	...
29SB-1616	32181	1 x 1	23.85

WARNING: This product can expose you to chemicals, including lead, which are known to the State of California to cause cancer and birth defects or other reproductive harm. For more information, visit www.P65Warnings.ca.gov



HOSE BARB

BRASS FITTINGS

MADE IN THE USA

BRASS FUEL HOSE BARBS

Typical Application: Low pressure air, fuel and oil applications. Generally used for automotive, light truck, and small engine fuel lines. Use with fuel hose SAE 30R7 & SAE 30R9.

Advantages: Easy to assemble, just push the fitting into the hose & clamp. Good selection of configurations at reasonable cost.

MALE CONNECTOR HOSE BARB X MALE PIPE



08701
159
29SB

MAF #	REF #	HOSE ID	MIP	IND #	LIST
29SB-32	38800	3/16	1/8	1541	2.83
29SB-42	38802	1/4	1/8	1537	2.23
29SB-44	32377	1/4	1/4	1581	2.33
29SB-52	38806	5/16	1/8	1551	2.99
29SB-54	38808	5/16	1/4	1555	2.74
29SB-62	38810	3/8	1/8	1565	4.29
29SB-64	32381	3/8	1/4	1564	2.74
29SB-66	32382	3/8	3/8	1566	5.02
29SB-84		1/2	1/4		5.83
29SB-86	32383	1/2	3/8		4.24
29SB-88	32384	1/2	1/2		6.68
29SB-812		1/2	3/4		13.20
29SB-106		5/8	3/8		8.80
29SB-108	32385	5/8	1/2	1431	7.81
29SB-1012		5/8	3/4		21.53
29SB-128	32387	3/4	1/2	1430	7.10
29SB-1212	32388	3/4	3/4		10.72
29SB-168		1	1/2		23.25
29SB-1612		1	3/4		18.56
29SB-1816		1-1/8	1		45.91

68HB

INVERTED FLARE MALE CONNECTOR

HOSE BARB X INVERTED FLARE



08706
159IN
29IFSB

MAF #	REF #	HOSE ID	INV. FLARE	IND #	LIST
29IFSB-44		1/4	1/4		4.23
29IFSB-45		1/4	5/16		4.66
29IFSB-54	38828	5/16	1/4	1598	4.07
29IFSB-55	38830	5/16	5/16	1560	3.15
29IFSB-56	38832	5/16	3/8	1561	6.76
29IFSB-65	38834	3/8	5/16	1568	4.70
29IFSB-66	38836	3/8	3/8	1570	8.10

269HB

90° MALE ELBOW

HOSE BARB X MALE PIPE



08720
29ESB

MAF #	REF #	HOSE ID	MIP	IND #	LIST
29ESB-42	38860	1/4	1/8	1582	6.85
29ESB-52	38862	5/16	1/8	1556	11.52
29ESB-54	38864	5/16	1/4	1557	11.47
29ESB-62	38866	3/8	1/8	1572	12.16
29ESB-64	38868	3/8	1/4	1571	9.22

BUBBLE BARB

159E



MAF #	REF #	HOSE ID	MIP	LIST
29ESB-66	32186	3/8	3/8	12.46
	32194	1/2	1/4	
29ESB-86	32187	1/2	3/8	14.75
29ESB-88	32191	1/2	1/2	20.79
	32195	5/8	1/4	
29ESB-106	32188	5/8	3/8	10.70
29ESB-108	32189	5/8	1/2	14.95
29ESB-128	32190	3/4	1/2	17.55
29ESB-1212	32192	3/4	3/4	25.67
29ESB-1612				55.30

WARNING: This product can expose you to chemicals, including lead, which are known to the State of California to cause cancer and birth defects or other reproductive harm. For more information, visit www.P65Warnings.ca.gov

WELDED HOSE FITTINGS

BRASS FITTINGS

MADE IN THE USA

INVERTED FLARE MALE SWIVEL 90° ELBOW

HOSE BARB X TUBE O.D.


08722
159ELS
291MES



MAF #	REF #	Hose ID	Inv. Flare	Ind #	List
291MES-44	38861	1/4	1/4		31.03
291MES-45		1/4	5/16		19.30
291MES-55	38873	5/16	5/16	1405	...
291MES-65	38869	3/8	5/16		42.74
291MES-66	38874	3/8	3/8	1407	16.45

WELDED HOSE FITTINGS

STEM ONLY - WELDING HOSE CONNECTOR



MAF #	REF #	HOSE I.D.	A	APPROX. WT. LBS.	LIST
29FW-3	30410	3/16"	1.43	0.02	4.53
29FW-4	30411	1/4"	1.43	0.02	1.91
29FW-5		5/16			2.87
29FW-6	30413	3/8"	1.43	0.04	2.47

Assemble with nuts below.

201RWA WRS WLS

RIGHT HAND 9/16 - 18 FOR OXYGEN LINE - WELDING HOSE NUT

07629
(WITH STEM)



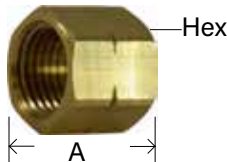
MAF #	REF #	SIZE	A	HEX	APPROX. WT. LBS.	LIST
29FWN-9R	30420	R.H. Nut only	0.63	0.68	0.04	2.29

Assemble with stem above.

201RWA WRS KF-PE 152

LEFT HAND 9/16 - 18 FOR ACETYLENE LINE - WELDING HOSE NUT

07639
(WITH STEM)



MAF #	REF #	SIZE	A	HEX	APPROX. WT. LBS.	LIST
29FWN-9L	30421	L.H. Nut only	0.63	0.68	0.04	2.14

Assemble with stem above.

209LWA WLS 154 KF-RE

RIGHT HAND 9/16 - 18 #122RWA - WELDING HOSE CONNECTOR

07651
651
WH42R




MAF #	REF #	SIZE	A	HEX	APPROX. WT. LBS.	LIST
122RWA-92	30401	1/4"-18	1.30	0.62	0.06	4.90
122RWA-96	32437	3/8"-18	1.30	0.68	0.09	13.17
122RWA-99	32438*	9/16"-18	1.25	0.68	0.07	6.34

* Right UNF thread

156

LEFT HAND 9/16 - 18 #122LWA - WELDING HOSE CONNECTOR

07652
652
WH42L



MAF #	REF #	SIZE	A	HEX	APPROX. WT. LBS.	LIST
122LWA-94	30406	1/4"-18	1.30	0.62	0.06	3.73
122LWA-96	32439	3/8"-18	1.30	0.68	0.09	14.45
122LWA-99	32440*	9/16"-18	1.25	0.68	0.07	6.70

* Left UNF thread

158

WARNING: This product can expose you to chemicals, including lead, which are known to the State of California to cause cancer and birth defects or other reproductive harm. For more information, visit www.P65Warnings.ca.gov

BARBED FOR PLASTIC TUBING

BRASS FITTINGS

MADE IN THE USA

UNION



07062

29MBS

MAF #	REF #	SIZE	LIST
29MBS-2	21003	1/4(1/8) x 1/4(1/8)	6.85
29MBS-2L		1/4(1/8) Long	7.67
29MBS-250		1/4(1/8) x 10/32(5/32)	7.41
29MBS-42	21007	3/8(1/4) x 1/4(1/8)	8.53
29MBS-43		3/8(1/4) x 5/16(3/16)	4.92
29MBS-4	21009	3/8(1/4) x 3/8(1/4)	3.64
29MBS-62		1/2(3/8) x 1/4(1/8)	8.05
29MBS-64		1/2(3/8) x 3/8(1/4)	7.05
29MBS-6		1/2(3/8) x 1/2(3/8)	42.09

TUBE O.D. (TUBE I.D.) X TUBE O.D. (TUBE I.D.) 1062 962

MALE ADAPTER



07068

MAF #	REF #	SIZE	LIST
29MB-12		1/8(1/16) x 1/8	8.21
29MB-21	21021	1/4(1/8) x 1/16	7.53
29MB-22	21023	1/4(1/8) x 1/8	5.67
29MB-24	21025	1/4(1/8) x 1/4	7.62
29MB-42	21027	3/8(1/4) x 1/8	5.74
29MB-44	20128	3/8(1/4) x 1/4	4.32
29MB-48		3/8(1/4) x 1/2	18.46
29MB-66	21033	1/2(3/8) x 3/8	17.67
29MB-68		1/2(3/8) x 1/2	21.84

TUBE O.D. (TUBE I.D.) X MALE PIPE 1068 968 688

FEMALE ADAPTER



MAF #	REF #	SIZE	LIST
29FMB-22	21043	1/4(1/8) x 1/8	20.97
29FMB-24		1/4(1/8) x 1/4	14.09
29FMB-44	21046	3/8(1/4) x 1/4	...
29FMB-46	21049	3/8(1/4) x 3/8	23.41
29FMB-66		1/2(3/8) x 3/8	21.94

TUBE O.D. (TUBE I.D.) X FEMALE PIPE 1066 966 26 668

BULKHEAD UNION



29MBHS

MAF #	REF #	SIZE	LIST
29MBHS-2	21082	1/4(1/8)	21.85
29MBHS-4	21083	3/8(1/4)	41.91
29MBHS-6	21084	1/2(3/8)	42.09

1074

MINI BARB ELBOW



07065

1065
965

MAF #	REF #	SIZE	LIST
29BEMB-2	21095	1/4(1/8)	...
29BEMB-4	21097	3/8(1/4)	...
29BEMB-6	21099	1/2(3/8)	...

WARNING: This product can expose you to chemicals, including lead, which are known to the State of California to cause cancer and birth defects or other reproductive harm. For more information, visit www.P65Warnings.ca.gov

MID-AMERICA FITTINGS



BARBED FOR PLASTIC TUBING

BRASS FITTINGS

MADE IN THE USA

MALE 90° ELBOW



07069

MAF #	REF #	SIZE	LIST
29MBE-21	21111	1/4(1/8) x 1/16	21.76
29MBE-22	21113	1/4(1/8) x 1/8	6.16
29MBE-24	21115	1/4(1/8) x 1/4	11.15
29MBE-42	21117	3/8(1/4) x 1/8	9.77
29MBE-44	21119	3/8(1/4) x 1/4	9.49
29MBE-66	21121	1/2(3/8) x 3/8	36.41

1069 969 239


FEMALE 90° ELBOW



MAF #	REF #	SIZE	LIST
29MBFE-22	21133	1/4(1/8) x 1/8	15.59
29MBFE-44		3/8(1/4) x 1/4	16.50

1070 970 230

UNION TEE



07064

MAF #	REF #	1 X 2 X 3 SIZE	LIST
29MBT-2	21151	1/4(1/8)	10.32
29MBTR-442	21153	3/8(1/4)X 3/8(1/4)X1/4(1/8)	11.52
29MBTR-464		3/8(1/4) x 1/2(3/8) x 3/8(1/4)	10.70
29MBT-4	21155	3/8(1/4)	6.22
29MBTR-662		1/2(3/8) x 1/2(3/8) x 1/4(1/8)	13.62
29MBTR-664	21159	1/2(3/8)X1/2(3/8)X3/8(1/4)	74.03
29MBT-6	21161	1/2(3/8)	20.87

1064 964 224

MALE BRANCH TEE




07072

MAF #	REF #	SIZE	LIST
29MBMT-22	21193	1/4(1/8) x 1/4(1/8) x 1/8	12.55
29MBMT-42	21195	3/8(1/4) x 3/8(1/4) x 1/8	12.88
29MBMT-44		3/8(1/4) x 3/8(1/4) x 1/4	16.12

1072 972 232

FEMALE BRANCH TEE



29MBPT

07072

MAF #	REF #	(1 X 3) X 2 SIZE	LIST
29MBFT-22	21207	1/4(1/8) x 1/4(1/8) x 1/8	15.98

1077 978

MALE RUN TEE



07071

MAF #	REF #	(1 X 3) X 2 SIZE	LIST
29MBMRT-22		1/4(1/8) x 1/8	5.65
29MBMRT-42		3/8 (1/4) x 1/8	20.49

PLUGS



MAF #	REF #	SIZE	LIST
29MBP-2		1/8	2.91
29MBP-4		1/4	6.53
29MBP-6		3/8	8.00

WARNING: This product can expose you to chemicals, including lead, which are known to the State of California to cause cancer and birth defects or other reproductive harm. For more information, visit www.P65Warnings.ca.gov

BARBED FOR PLASTIC TUBING

BRASS FITTINGS

MADE IN THE USA

DOUBLE BARB ADAPTERS



MAF #	REF #	SIZE	LIST
29DB-20		1/4(1/8) x 10/32	5.35
29MDB-22	32150	1/4(1/8) x 1/8	4.71
29MDB-24	32151	1/4(1/8) x 1/4	9.83
29MDB-44	32153	3/8(1/4) x 1/4	9.04

UNION TEE



MAF #	REF #	SIZE	LIST
29DBT-2	32159	1/4(1/8 ID)	7.53
29DBT-4	32160	3/8(1/4 ID)	13.65

90° ELBOW



MAF #	REF #	SIZE	LIST
29DBBE-2	32170	1/4(1/8 ID)	8.19
29DBBE-4	32171	3/8(1/4 ID)	15.17
29DBBE-532		10/32 (5/32 ID)	17.58
		3/8(1/4)	
29DBBH-2		1/4(1/8)	19.06

DB X MIP ELBOW



MAF #	REF #	SIZE	LIST
29DBE-22		1/4 (1/8) x 1/8	4.94
29DBE-24		1/4 (1/8) x 1/4	7.10
29DBE-42		3/8(1/4) x 1/8	8.10
29DBE-44		3/8(1/4) x 1/4	9.22

REDUCING DB SPLICER

MAF #	REF #	SIZE	LIST
29SDB-62		1/2(3/8) x 1/8	7.53

WARNING: This product can expose you to chemicals, including lead, which are known to the State of California to cause cancer and birth defects or other reproductive harm. For more information, visit www.P65Warnings.ca.gov

MID-AMERICA FITTINGS

PUSH ON HOSE BARB

BRASS FITTINGS

MADE IN THE USA

PUSH ON BARB FITTINGS

MADE
IN THE USA



Typical Application: Low Pressure Air, Fuel, Lube, and Oil Lines

• Pressure determined by tube material and hardness. Midland Parts have been tested to max 150 PSI.

Advantages: Easy assembly. No clamps needed!!

• Assembly Instructions

- 1- Lubricate insert.
- 2- Hold hose at angle as shown & push on and up over first barb.
- 3- Continue to push straight on until hose is seated under protective plastic cap. Keep hands back from hose end area so that hose can expand.

• Disassembling Instructions

- 1- Split hose. Do not cut completely through hose. Sealing edge of barb could be damaged.
- 2- Bend hose and remove with a quick pull.

Actual Profile of Push On Barbs



WARNING: This product can expose you to chemicals, including lead, which are known to the State of California to cause cancer and birth defects or other reproductive harm. For more information, visit www.P65Warnings.ca.gov

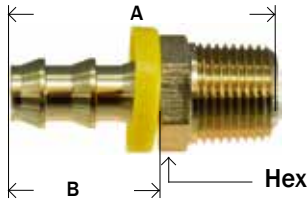


PUSH-ON FITTINGS

BRASS FITTINGS

MADE IN THE USA

MALE ADAPTERS



07201
29PO1
129PO1

MAF #	REF #	HOSE I.D. X MALE NPTF	A	B	HEX	APPROX. WT. LBS.	LIST
29PO1-42	30200 *	1/4" x 1/8"	1.43	0.87	0.50	0.04	1.80
29PO1-44	30201 *	1/4" x 1/4"	1.66	0.87	0.56	0.06	2.29
29PO1-46	30211	1/4" x 3/8"	1.66	0.87	0.68	0.06	...
29PO1-48	30208	1/4" x 1/2"	1.83	0.88	0.88	0.10	...
29PO1-52	30212	5/16" x 1/8"	1.42	0.77	0.43	0.04	...
29PO1-54	30213	5/16" x 1/4"	1.66	0.87	0.56	0.06	3.55
29PO1-62	30202	3/8" x 1/8"	1.53	0.97	0.50	0.04	...
29PO1-64	30203 *	3/8" x 1/4"	1.69	0.89	0.56	0.07	2.77
29PO1-66	30204 *	3/8" x 3/8"	1.76	0.97	0.68	0.08	3.74
29PO1-68	30205	3/8" x 1/2"	1.97	0.97	0.87	0.10	5.71
29PO1-612	30392	3/8" x 3/4"	1.97	0.92	1.06	0.16	...
29PO1-84	30216	1/2" x 1/4"	1.76	0.97	0.68	0.08	...
29PO1-86	30206 *	1/2" x 3/8"	1.76	0.97	0.68	0.09	3.37
29PO1-88	30207 *	1/2" x 1/2"	1.97	0.97	0.87	0.14	5.71
29PO1-812	30217	1/2" x 3/4"	1.97	0.97	1.06	0.16	...
29PO1-816	30218	1/2" x 1"	2.29	0.97	1.37	0.34	18.07
29PO1-106	30219	5/8" x 3/8"	2.34	1.50	0.75	0.12	...
29PO1-108	30209	5/8" x 1/2"	2.45	1.45	0.87	0.16	7.15
29PO1-1012	30214	5/8" x 3/4"	2.45	1.45	1.06	0.18	...
29PO1-128	30215 *	3/4" x 1/2"	2.45	1.45	0.87	0.21	...
29PO1-1212	30210 *	3/4" x 3/4"	2.45	1.45	1.06	0.20	9.27
29PO1-1216		3/4" x 1"					38.20
29PO1-1612	30238	1" x 3/4"	2.93	1.50	1.25	0.43	30.56
29PO1-1616	30239	1" x 1"	3.11	1.50	1.37	0.49	...

301 P990A HLM 100B-1 KA-MB 272 29PO 725 625 BPN 941 30182

WARNING: This product can expose you to chemicals, including lead, which are known to the State of California to cause cancer and birth defects or other reproductive harm. For more information, visit www.P65Warnings.ca.gov

MID-AMERICA FITTINGS

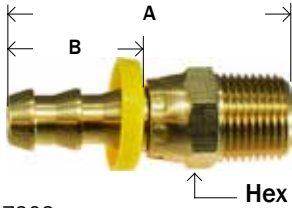


PUSH-ON FITTINGS

BRASS FITTINGS

MADE IN THE USA

MALE SWIVEL

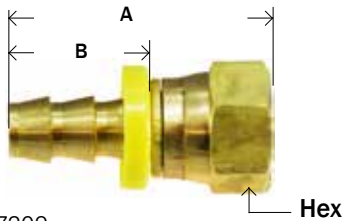


07202
29PO9
129PO2

MAF #	REF #	HOSE I.D. X MALE NPTF	A	B	HEX	APPROX. WT. LBS.	LIST
29PO9-42	30422	1/4" x 1/8"	2.07	0.87	0.56	0.06	6.51
29PO9-44	30385	1/4" x 1/4"	2.02	0.87	0.56	0.06	5.91
29PO9-62	30423	3/8" x 1/8"	2.12	0.97	0.56	0.07	6.27
29PO9-64	30386	3/8" x 1/4"	2.12	0.97	0.56	0.08	6.82
29PO9-66	30387	3/8" x 3/8"	2.12	0.97	0.68	0.08	7.91
29PO9-86	30388	1/2" x 3/8"	2.12	0.97	0.68	0.10	7.15
29PO9-88	30389	1/2" x 1/2"	2.33	0.97	0.87	0.14	10.08
29PO9-108	30424	5/8" x 1/2"	2.80	1.45	0.88	0.18	13.57
29PO9-1212	30390	3/4" x 3/4"	2.80	1.45	1.06	0.24	17.79

921 HMS 285 31382

FEMALE GASKET SEAL SWIVEL - NPSM




07209
129PO9

MAF #	REF #	HOSE I.D. X MALE NPTF	A	B	HEX	APPROX. WT. LBS.	LIST
29PO12-42	30359	1/4" x 1/8"	1.39	0.77	0.50	0.03	...
29PO12-44	30358	1/4" x 1/4"	1.47	0.82	0.68	0.06	...
29PO12-64	30360	3/8" x 1/4"	1.61	1.00	0.68	0.06	6.68
29PO12-66	30361	3/8" x 3/8"	1.77	0.97	0.81	0.08	10.66
29PO12-68	30362	3/8" x 1/2"	1.80	0.92	0.93	0.09	16.80
29PO12-88	30363	1/2" x 1/2"	1.90	1.02	0.93	0.11	...
29PO12-1012		5/8" x 3/4"					21.51
29PO12-1212	30366	3/4" x 3/4"	2.36	1.55	1.18	0.32	26.96

280

HOSE SPLICER



07214
29P08
129PO14

MAF #	REF #	HOSE I.D.	A	APPROX. WT. LBS.	LIST
29PO8-4	30300	1/4"	1.87	0.04	2.53
29PO8-5	30305	5/16"	1.80	0.04	3.15
29PO8-6	30301	3/8"	2.00	0.06	3.18
29PO8-8	30302	1/2"	2.01	0.08	4.43
29PO8-10	30303	5/8"	3.03	0.14	8.23
29PO8-12	30304	3/4"	3.03	0.14	9.54

BPM 696 29SPO 296 915 729 100B-Y KA-RM MHL 296 38282




WARNING: This product can expose you to chemicals, including lead, which are known to the State of California to cause cancer and birth defects or other reproductive harm. For more information, visit www.P65Warnings.ca.gov

PUSH ON HOSE BARB

BRASS FITTINGS

MADE IN THE USA

RIGID FEMALE ADAPTER

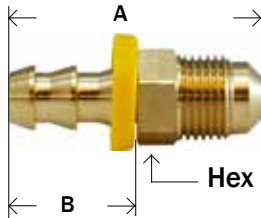


07207
29PO2
129PO7

MAF #	REF #	HOSE I.D. X FEMALE NPTF	A	B	HEX	APPROX. WT. LBS.	LIST
29PO2-42	30220	1/4" x 1/8"	1.35	0.87	0.50	0.02	2.90
29PO2-44	30221	1/4" x 1/4"	1.51	0.87	0.62	0.06	3.45
29PO2-46	30384	1/4" x 3/8"	1.51	0.77	0.75	0.06	8.30
29PO2-52	30391	5/16" x 1/8"	1.32	0.77	0.50	0.03	7.16
29PO2-54	30222	5/16" x 1/4"	1.51	0.87	0.62	0.06	4.28
29PO2-62	30393	3/8" x 1/8"	1.47	0.92	0.56	0.06	8.47
29PO2-64	30224	3/8" x 1/4"	1.61	0.97	0.62	0.06	3.12
29PO2-66	30225	3/8" x 3/8"	1.63	0.97	0.75	0.06	3.86
29PO2-68	30394	3/8" x 1/2"	1.66	0.92	0.93	0.12	9.12
29PO2-612	30397	3/8" x 3/4"	1.97	0.97	1.18	0.20	22.30
29PO2-84	30223	1/2" x 1/4"	1.76	1.02	0.68	0.08	13.40
29PO2-86	30226	1/2" x 3/8"	1.63	0.97	0.75	0.08	4.40
29PO2-88	30227	1/2" x 1/2"	1.77	0.97	0.93	0.14	7.53
29PO2-812	30396	1/2" x 3/4"	2.07	1.02	1.18	0.20	18.80
29PO2-106	30398	5/8" x 3/8"	2.24	1.55	0.75	0.10	11.58
29PO2-108	30229	5/8" x 1/2"	2.24	1.48	0.93	0.11	11.77
29PO2-1012	30403	5/8" x 3/4"	2.26	1.44	1.19	0.20	18.76
29PO2-128	30399	3/4" x 1/2"	2.24	1.50	0.93	0.14	13.04
29PO2-1212	30395	3/4" x 3/4"	2.55	1.50	1.18	0.24	18.14
29PO2-1612	30400	1" x 3/4"	2.55	1.55	1.18	0.25	25.93
29PO2-1616	30402	1" x 1"	2.68	1.55	1.43	0.37	32.53

30282 29FPO HLF 626 274 726 940

MALE SAE FLARE ADAPTER



07204
29PO3
129PO4

MAF #	REF #	HOSE I.D. X 45° MALE FLARE	UNF THREAD	A	B	HEX	APPROX. WT. LBS.	LIST
29PO3-44	30240	1/4" x 1/4"	7/16-20	1.45	0.75	0.43	0.04	5.26
29PO3-45	30241	1/4" x 5/16"	1/2-20	1.59	0.84	0.50	0.04	5.55
29PO3-46		1/4" x 3/8"						7.42
29PO3-55	30249	5/16" x 5/16"	1/2-20	1.60	0.80	0.50	0.06	4.40
29PO3-64		3/8" x 1/4"						8.53
29PO3-65	30271	3/8" x 5/16"	1/2-20	1.64	0.86	0.50	0.08	6.16
29PO3-66	30243	3/8" x 3/8"	5/8-18	1.83	0.92	0.62	0.08	7.17
29PO3-68		3/8" x 1/2"						17.57
29PO3-88	30245	1/2" x 1/2"	3/4-16	1.98	1.02	0.875	0.10	11.58
29PO3-810		1/2" x 5/8"						16.35
29PO3-106		5/8" x 3/8"						16.06
29PO3-108		5/8" x 1/2"						16.08
29PO3-1010	30246	5/8" x 5/8"	7/8-14	2.73	1.50	0.87	0.19	14.17
29PO3-1210		3/4" x 5/8"						21.10
29PO3-1212	30247	3/4" x 3/4"	1-1/16-14	2.98	1.50	1.06	0.32	22.26

100B-3 KA-MS 727 945 682 302 282



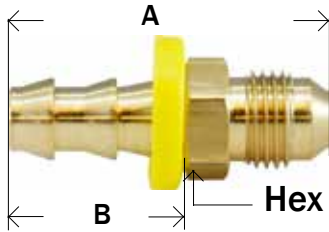
WARNING: This product can expose you to chemicals, including lead, which are known to the State of California to cause cancer and birth defects or other reproductive harm. For more information, visit www.P65Warnings.ca.gov

PUSH ON HOSE BARB

BRASS FITTINGS

MADE IN THE USA


37° MALE JIC FLARE ADAPTER



07205
29PO11
129PO5

MAF #	REF #	HOSE I.D. X MALE JIC	UNF THREAD	A	B	HEX	APPROX. WT. LBS.	LIST
29PO11-44	32900	1/4" x 1/4"	7/16-20	1.57	0.84	0.50	0.04	5.61
29PO11-45	32901	1/4" x 5/16"	1/2-20	1.60	0.83	0.56	0.04	6.59
29PO11-46	32906	1/4" x 3/8"	9/16-18	1.63	0.77	0.62	0.05	9.29
29PO11-64		3/8" x 1/4"	7/16-20					9.32
29PO11-65		3/8" x 5/16"	1/2-20					7.42
29PO11-66	32902	3/8" x 3/8"	9/16-18	1.78	0.97	0.62	0.06	8.82
29PO11-68		3/8" x 1/2"	3/4-16					12.99
29PO11-88	32903	1/2" x 1/2"	3/4-16	1.97	0.97	0.75	0.10	26.89
29PO11-810		1/2" x 5/8"	7/8-14					15.30
29PO11-108		5/8" x 1/2"	3/4-16					16.67
29PO11-1010	32907	5/8" x 5/8"	7/8-14	2.62	1.50	0.93	0.19	16.00
29PO11-1210		3/4" x 5/8"	7/8-14					22.94
29PO11-1212	32905	3/4" x 3/4"	1-1/16-12	2.79	1.50	1.12	0.29	26.07
29PO11-1612		1" x 3/4"	1-1/16-12					40.94
29PO11-1616		1" x 1"						42.76

SAE/JIC DUAL 45°/37° FEMALE SWIVEL

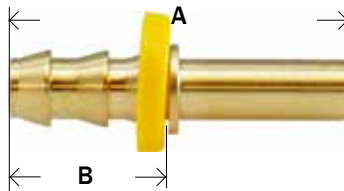


07210
29PO5
129PO10

MAF #	REF #	HOSE I.D. X DUAL SEAT	UNF THREAD	A	B	HEX	APPROX. WT. LBS.	LIST
29PO5-44	30230	1/4" x 1/4"	7/16-20	1.53	0.87	0.56	0.06	2.65
29PO5-45	30231	1/4" x 5/16"	1/2-20	1.53	0.87	0.62	0.04	4.64
29PO5-55	30232	5/16" x 5/16"	1/2-20	1.56	0.87	0.62	0.04	4.29
29PO5-65	30427	3/8" x 5/16"	1/2-20	1.74	0.87	0.62	0.06	12.10
29PO5-68	30233	3/8" x 1/2"	3/4-16	1.79	0.97	0.87	0.10	5.32
29PO5-88	30234	1/2" x 1/2"	3/4-16	1.77	0.97	0.87	0.10	7.35
29PO5-810	30235	1/2" x 5/8"	7/8-14	1.84	0.97	1.00	0.12	8.06
29PO5-108	30236	5/8" x 1/2"	3/4-16	2.27	1.45	0.87	0.18	9.19
29PO5-1010	30237	5/8" x 5/8"	7/8-14	2.33	1.45	1.00	0.14	9.22
29PO5-1210	30428	3/4" x 5/8"	7/8-14	2.33	1.45	1.00	0.20	12.35

29FDS 287 HDF 309 735 690 P990-K 305 935/934

RIGID TUBE ADAPTER



07215
29PO10
129PO15

MAF #	REF #	HOSE I.D. X O.D TUBE	A	B	APPROX. WT. LBS.	LIST
29PO10-43	30290	1/4" x 3/16"	1.68	0.77	0.04	7.96
29PO10-44	30291	1/4" x 1/4"	1.88	0.77	0.04	2.19
20PO10-45	30292	1/4" x 5/16"	1.88	0.77	0.04	8.12
29PO10-55	30293	5/16" x 5/16"	1.91	0.79	0.04	5.17
29PO10-66	30294	3/8" x 3/8"	2.03	0.92	0.06	3.79
29PO10-68	30426	3/8" x 1/2"	1.81	0.97	0.04	5.50
29PO10-88	30297	1/2" x 1/2"	2.13	1.02	0.06	8.02
29PO10-1010	30298	5/8" x 5/8"	2.61	1.50	0.10	12.54
29PO10-1212	30299	3/4" x 3/4"	2.61	1.50	0.25	14.78

294 100B-X KA-RL 303 732 694

DIMENSION DATA CAN CHANGE WITHOUT NOTICE. PLEASE CALL WHEN DIMENSIONS ARE CRITICAL.




WARNING: This product can expose you to chemicals, including lead, which are known to the State of California to cause cancer and birth defects or other reproductive harm. For more information, visit www.P65Warnings.ca.gov

PUSH ON HOSE BARB

BRASS FITTINGS

MADE IN THE USA

45° SAE FLARE FEMALE SWIVEL




07211
29P06
129PO14

MAF #	REF #	HOSE I.D. X 45° FEMALE FLARE	UNF THREAD	A	B	HEX	APROX. WT. LBS	LIST
29PO6-44	30250	1/4" x 1/4"	7/16-20	1.54	0.87	0.56	0.04	2.92
29PO6-45	30251	1/4" x 5/16"	1/2-20	1.57	0.87	0.62	0.04	18.85
29PO6-46	30253	1/4" x 3/8"	5/8-18	1.63	0.87	0.75	0.06	4.85
29PO6-55	30254	5/16" x 5/16"	1/2-20	1.58	0.87	0.68	0.06	18.90
29PO6-56	30260	5/16" x 3/8"	5/8-18	1.63	0.87	0.75	0.08	6.36
29PO6-65		3/8" x 5/16"	1/2-20					10.45
29PO6-66	30252	3/8" x 3/8"	5/8-18	1.73	0.97	0.75	0.10	4.27
29PO6-68	30257	3/8" x 1/2"	3/4-16	1.85	0.87	0.87	0.10	10.86
29PO6-86	30261	1/2" x 3/8"	5/8-18	1.92	1.05	0.75	0.10	8.62
29PO6-88	30255	1/2" x 1/2"	3/4-16	1.77	0.97	0.87	0.12	6.25
29PO6-1010	30258	5/8" x 5/8"	7/8-14	2.35	1.45	1.00	0.14	12.72
29PO6-1212	30259	3/4" x 3/4"	1-1/16-14	2.42	1.45	1.25	0.22	11.56

30882 728 P990-H 29AEPO 307 284 100S-4 KA-NS HSF 684 934

FEMALE 37° JIC FLARE SWIVEL

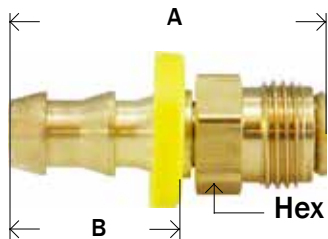


07212
29P07
129PO12

MAF #	REF #	HOSE I.D. X FEMALE JIC	UNF THREAD	A	B	HEX	APPROX. WT. LBS.	LIST
29PO7-44	30265	1/4" x 1/4"	7/16-20	1.54	0.87	0.56	0.04	2.65
29PO7-46	30264	1/4" x 3/8"	9/16-18	1.57	0.87	0.68	0.06	4.84
29PO7-56	30270	5/16" x 3/8"	9/16-18	1.60	0.82	0.68	0.06	5.35
29PO7-66	30266 *	3/8" x 3/8"	9/16-18	1.70	0.97	0.68	0.08	4.09
29PO7-86		1/2" x 3/8"						11.05
29PO7-88	30267	1/2" x 1/2"	3/4-16	1.78	0.97	0.87	0.10	6.01
29PO7-1010	30268	5/8" x 5/8"	7/8-14	2.33	1.45	1.00	0.14	7.81
29PO7-1212	30269 *	3/4" x 3/4"	1-1/16-12	2.40	1.45	1.25	0.22	10.94
29PO7-1616	30429	1" x 1"	1-5/16-12	2.60	1.45	1.50	0.39	38.00

JF 944/934 29J1CPO HJF 688 738 288 100B-6 308 P990-F 30682 KA-NJ

INVERTED FLARE MALE SWIVEL



07206
29P016
129PO6

MAF #	REF #	HOSE I.D. X MALE INV FLARE	UNF THREAD	A	B	HEX	APPROX. WT. LBS.	LIST
29PO16-43	30275	1/4" x 3/16"	3/8-24	1.52	0.87	0.37	0.04	9.03
29PO16-44	30276	1/4" x 1/4"	7/16-24	1.56	0.87	0.43	0.04	5.93
29PO16-45	30277	1/4" x 5/16"	1/2-20	1.62	0.87	0.50	0.04	4.79
29PO16-54		5/16" x 1/4"						6.70
29PO16-55	30280	5/16" x 5/16"	1/2-20	1.62	0.87	0.50	0.06	7.93
29PO16-56	30283	5/16" x 3/8"	5/8-18	1.63	0.87	0.62	0.06	11.83
29PO16-65	30284	3/8" x 5/16"	1/2-20	1.72	0.97	0.50	0.06	7.07
29PO16-66	30279	3/8" x 3/8"	5/8-18	1.76	0.97	0.62	0.06	5.53
29PO16-68		3/8" x 1/2"						15.50
29PO16-86		1/2" x 3/8"						16.36
29PO16-88	30282	1/2" x 1/2"	3/4-18	1.84	0.97	0.75	0.10	10.88
29PO16-1010	30286	5/8" x 5/8"	7/8-18	2.50	1.57	0.87	0.14	23.23

290 100B-B KA-MF 1MS 947



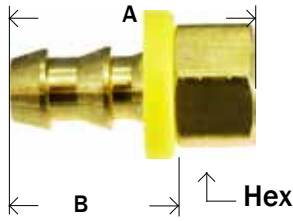
WARNING: This product can expose you to chemicals, including lead, which are known to the State of California to cause cancer and birth defects or other reproductive harm. For more information, visit www.P65Warnings.ca.gov

PUSH ON HOSE BARB

BRASS FITTINGS

MADE IN THE USA

INVERTED FLARE FEMALE ADAPTER

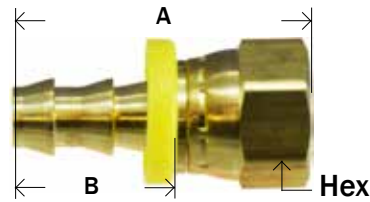


07213
29P013
129P013

MAF #	REF #	HOSE I.D. X FEMALE INV FLARE	A	B	HEX	APPROX. WT. LBS.	LIST
29PO13-43	30310	1/4" x 3/16"	1.12	0.84	0.50	0.02	8.59
29PO13-44	30311	1/4" x 1/4"	1.14	0.84	0.56	0.02	5.81
29PO13-45	30312	1/4" x 5/16"	1.18	0.82	0.62	0.02	9.87
29PO13-55	30316	5/16" x 5/16"	1.25	0.81	0.62	0.04	12.00
29PO13-65	30313	3/8" x 5/16"	1.32	0.87	0.62	0.04	10.04
29PO13-66	30314	3/8" x 3/8"	1.35	0.95	0.75	0.06	7.67
29PO13-88	30315	1/2" x 1/2"	1.73	1.04	0.87	0.12	25.09

306 100B-A KA-NG 292 P990-J 736 692 946

FEMALE BALLSEAT SWIVEL



07208
29P04
129P08

MAF #	REF #	HOSE I.D. X FEMALE NPSM	A	B	HEX	APPROX. WT. LBS.	LIST
29PO4-42	30340	1/4" X 1/8"	1.39	0.85	0.50	0.06	12.04
29PO4-44	30341	1/4" X 1/4"	1.47	0.82	0.68	0.06	8.51
29PO4-46	30342	1/4" x 3/8"	1.40	0.77	0.68	0.09	9.00
29PO4-64	30343	3/8" X 1/4"	1.61	0.97	0.68	0.08	12.54
29PO4-66	30344	3/8" X 3/8"	1.75	0.95	0.81	0.10	11.58
29PO4-68	30430	3/8" x 1/2"	1.79	0.97	0.93	0.11	14.34
29PO4-88	30346	1/2" X 1/2"	1.88	1.09	0.93	0.12	17.21
29PO4-812	30345	1/2" x 3/4"	2.36	1.02	1.18	0.18	21.70
29PO4-108		5/8" x 1/2"					26.58
29PO4-1012		5/8" x 3/4"					27.20
29PO4-1212	30349	3/4" X 3/4"	2.36	1.55	1.18	0.22	24.35

628 278 29SPO 731 NPSM


WARNING: This product can expose you to chemicals, including lead, which are known to the State of California to cause cancer and birth defects or other reproductive harm. For more information, visit www.P65Warnings.ca.gov



GARDEN HOSE FITTINGS

MADE
IN THE USA



• **Temperature and Working Pressure Ranges**

From +35°F to +100°F at 75 PSI maximum or the recommended working pressure of the garden hose. (Not to exceed 150 PSI.)

Note: All female connector ends should have a rubber washer inserted prior to usage.

FGH = Female Garden Hose threads

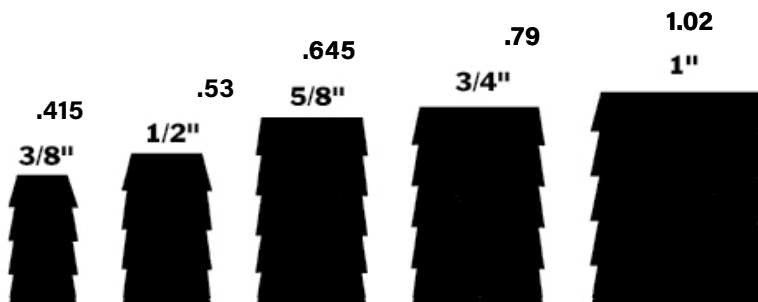
MGH = Male Garden Hose threads

Male garden hose threads are all 3/4" with an outside diameter of 1.0625 and 11-1/2" threads per inch.



Male Garden Hose Profile

Actual Profile of Garden Hose Barbs



WARNING: This product can expose you to chemicals, including lead, which are known to the State of California to cause cancer and birth defects or other reproductive harm. For more information, visit www.P65Warnings.ca.gov

MID-AMERICA FITTINGS



GARDEN HOSE FITTINGS


BRASS FITTINGS

MADE IN THE USA

SWIVEL - MGH X FGH

•WASHER INCLUDED

Internal Hex →




MAF #	REF #	MGH X FGH	A	HEX	APPROX. WT. LBS.	LIST
106GH	30000**	3/4" x 3/4"	1.03	0.50*	0.26	16.06
16GH		1" x 3/4"				17.37
16KNGH		1" x 3/4"*				13.90

* Knurled nut
available in swivel crimp style

SWIVEL - FGH X FGH

•WASHER INCLUDED



MAF #	REF #	FGH X FGH	A	HEX	APPROX. WT. LBS.	LIST
S3	30011	3/4" x 3/4"	1.03	1.18 O.D.	0.24	8.14
S3W*		3/4" x 3/4"				8.32
13GH	30012	No Swivel	1.08	1.19	0.24	10.16

* w/ washer

HUS 91 203W GSU 101GHSV 22AS 506 FS66

SWIVEL - FGH X FEMALE PIPE

•WASHER INCLUDED

07401
07400(HEAVY)



MAF #	REF #	FGH X FEMALE NPTF	A	HEX	APPROX. WT. LBS.	LIST
S1	30001	3/4" x 1/2"	1.20	1.00	0.11	8.19
S1W*		3/4" x 1/2"				8.28
S2	30006	3/4" x 3/4"	1.11	1.12	0.11	10.45
S2W*		3/4" x 3/4"				10.54
S5		1" x 1"				34.25

* w/ washer

S1 HSU11 91Z 197S 98GHSV 5AS 21517 502 FS65

EVAPORATIVE COOLER FITTINGS



MAF #	REF #	SIZE	LIST
ECD-12	50016	MGH x 1/2" FIP	12.57
ECD-12LN		Locknut	9.00
ECD-WASHER		Washer	1.76
ECF8	30013	1/2 MIP x 1/2 FIP x 1/8	10.67
ECF12	30019	3/4 MIP x 3/4 FIP x 1/8	15.76
ECF12H	30020	MGH x FGH x 1/8	15.76

RIGID - FGH X FEMALE PIPE

•WASHER INCLUDED

07411



MAF #	REF #	FGH X FEMALE NPTF	A	HEX	APPROX. WT. LBS.	LIST
73GH	30016	3/4" x 1/8"	1.02	1.18	0.08	14.51
74GH	30017	3/4" x 1/4"	0.65	1.12	0.07	5.53
75GH	30018	3/4" x 3/8"	1.19	1.18	0.11	11.85

95GH 501

WARNING: This product can expose you to chemicals, including lead, which are known to the State of California to cause cancer and birth defects or other reproductive harm. For more information, visit www.P65Warnings.ca.gov



GARDEN HOSE

BRASS FITTINGS

MADE IN THE USA

RIGID - FGH X FEMALE PIPE

07482



MAF #	REF #	FGH X FEMALE NPTF	A	HEX	APPROX. WT. LBS.	LIST
82GH	30078	3/4" x 1/2"	1.06	1.18	0.10	5.41
83GH	30083	3/4" x 3/4"	1.06	1.18	0.12	6.11

FS67 198 HU11 21507 501 99GH 5A H15PP

SWIVEL - FGH X MALE PIPE

07420




-WASHER INCLUDED

MAF #	REF #	FGH X MALE NPTF	A	HEX	APPROX. WT. LBS.	LIST
102GH	30181*	3/4" x 1/4"	1.43	1.18	0.13	6.54
102GH-LNG	30047	3/4" x 1/4"	2.04	0.75	0.13	7.94
103GH	30184*	3/4" x 3/8"	1.43	1.18	0.15	7.33
103GH-LNG	30048	3/4" x 3/8"	2.06	0.75	0.14	9.31
104GH	30049	3/4" x 1/2"	2.06	0.87	0.18	8.29
104GHHN		3/4" x 1/2"*				8.58
105GH						15.58
105GHXD	30182*	3/4" x 3/4"	1.43	1.18	0.14	18.49
106GH						16.06

504 89GH W1 62H4 88GH W1

RIGID - FGH X MALE PIPE

07484



- WASHER INCLUDED

MAF #	REF #	FGH X MALE NPTF	A	HEX	APPROX. WT. LBS.	LIST
84GH-126	30087	3/4" x 3/8"	1.37	1.18	0.11	5.60
84GH	30088	3/4" x 1/2"	1.06	1.18	0.09	6.55
84GHS	30088S	3/4" x 1/2"(1/2"SWT)				7.22
85GH	30093	3/4" x 3/4"	1.06	1.18	0.11	6.76
85GHT	30094	3/4" x 3/4"(1/2" FIP)	1.17	1.18	0.11	6.76
85GHL	30093L*	3/4" x 3/4"	1.22	1.18	0.14	17.58

* Long pattern

** 1/2 Swt = 5/8 O.D.

21505 503 83GH 20A HU21 199 H7

WARNING: This product can expose you to chemicals, including lead, which are known to the State of California to cause cancer and birth defects or other reproductive harm. For more information, visit www.P65Warnings.ca.gov

MID-AMERICA FITTINGS




GARDEN HOSE

BRASS FITTINGS

MADE IN THE USA

RIGID - MGH X FEMALE PIPE

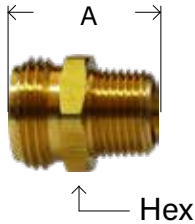


80GH
81GH
66GH
07480

MAF #	REF #	MGH X FEMALE NPTF	A	HEX	APPROX. WT. LBS.	LIST
110GH-124	30066	3/4" x 1/4"	1.10	1.06	0.09	6.07
80GH-124		3/4" x 1/4"				7.77
110GH-126	30067	3/4" x 3/8"	1.09	1.06	0.12	7.40
70GH		3/4" x 3/8"				9.81
80GH	30068	3/4" x 1/2"	0.81	1.06	0.10	3.96
81GH	30073	3/4" x 3/4"	1.12	1.18	0.10	5.32
66GH-1216	30074	3/4" x 1"	1.36	1.37	0.19	15.76
66GH-1616	30075	1" x 1"	1.60	1.38	0.25	19.30
120GH-1616		1" x 1"				27.40

197 18R HU12 H11PP 18A 507 18H 81GH 21503 MF67

RIGID - MGH X MALE PIPE



07478

MAF #	REF #	MGH X MALE NPTF	A	HEX	APPROX. WT. LBS.	LIST
76GH	30054	3/4" x 1/4"	1.26	1.06	0.12	12.72
77GH	30053	3/4" x 3/8"	1.25	1.06	0.10	5.81
78GH	30058	3/4" x 1/2"	1.31	1.06	0.12	4.94
78GHS	30058S*	3/4" x 1/2" SWT				5.85
79GHT	30063**	3/4" x 3/4" x 1/2"	1.31	1.06	0.13	7.06
79GHTS	30063BE***	3/4" x 3/4"	1.31	1.06	0.15	6.70
79GH	30063S	3/4" x 3/4" Short	1.10	1.06	0.10	6.76
68GH-1216	30064	3/4" x 1"	1.88	1.37	0.35	13.36
68GH-1616	30065	1" x 1"	1.88	1.37	0.26	37.92

No Tap

19R 196 H530 21501 508 HU22 514 71GH 19A

* (1/2 Swt = 5/8 O.D.)

** (Tapped 1/2 FIP)

*** (Tapped 1/2 FIP Both ends)

RIGID - MGH X MGH



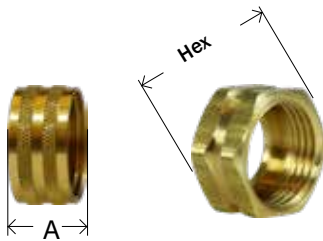
07486

MAF #	REF #	MGH X MGH	A	HEX	APPROX. WT. LBS.	LIST
86GH	30099	3/4" x 3/4"	1.38	1.06	0.15	5.99
86GHT	30098	3/4" x 3/4" (1/2" FIP)	1.22	1.06	0.13	5.99
68GH-1612H	30100*	1" x 3/4"	1.31	1.37	0.21	35.58
86GH-16H	30101	1" x 1"	1.38	1.37	0.23	41.72

* 1-11-1/2

21500 509 75GH 23A H8 19R

GARDEN HOSE NUT



GHNK
07407

GHNH
07406

MAF #	REF #	SIZE	A	HEX	APPROX. WT. LBS.	LIST
GHNK	30021	Knurled	0.61	1.37 O.D.	0.08	3.45
GHNH	30022	Hex Nut	0.62	1.18	0.08	4.17

Dimension data can change without notice. Please call when dimensions are critical.

94GH GHN1 HNR 21514

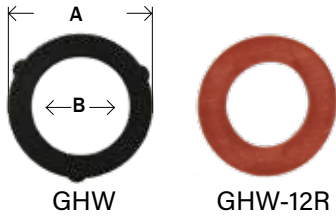


GARDEN HOSE

BRASS FITTINGS

MADE IN THE USA

GARDEN HOSE WASHERS




MAF #	REF #	SIZE	A	B	THICK-NESS	APPROX. WT. LBS.	LIST
GHW	30150	black*	0.98	0.68	0.13	0.01	0.23
GHW-12R	30150R	red	1.00	0.68	0.13	0.01	0.20
GHW-12TPE		white					0.37
GHW-16	30151	1"	1.27	0.86	0.16	0.01	0.57

07405

* plasticized rubber

GHW 901GH

GARDEN HOSE FILTER WASHER



• 300 Series Stainless Steel Screen

MAF #	REF #	SIZE	A	B	APPROX. WT. LBS.	LIST
GHFW	30180	30 Mesh	0.52	1.00	0.02	1.05
GHFW-60	30180F	60 Mesh	0.52	1.00	0.02	1.14

LA662

GARDEN HOSE CAP



HC-12
30-103
07408

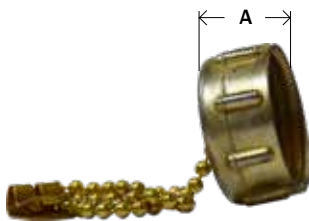
HC-12BS
30-103B
07404

MAF #	REF #	SIZE	A	APPROX. WT. LBS.	LIST
HC-12	30103	3/4" Die Cast	0.58	0.04	1.91
HC-12BS	30103B	3/4" Barstock	0.60	0.048	5.38
HC-12BSW		w/washer			5.53

513 96GH GHN5 HC1 LA215 21518 200-W

• Garden hose washers sold separately

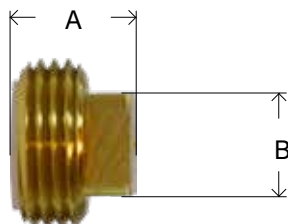
GARDEN HOSE CAP WITH CHAIN



MAF #	REF #	SIZE	A	APPROX. WT. LBS.	LIST
HC-12WC	30142	3/4" w/ 12" Chain	0.58	0.06	8.72

* Zinc die cast

GARDEN HOSE PLUG



MAF #	REF #	PLUG	A	B	APPROX. WT. LBS.	LIST
GHP	30026	square	0.69	0.61	0.12	10.15
GHPH		hex				9.65

07412

Fax 1-800-877-5391



sales@midlandindustries.com

WARNING: This product can expose you to chemicals, including lead, which are known to the State of California to cause cancer and birth defects or other reproductive harm. For more information, visit www.P65Warnings.ca.gov

GARDEN HOSE

BRASS FITTINGS

MADE IN THE USA

HOSE MENDERS - SOLID BARB X BARB



MAF #	REF #	HOSE I.D. X HOSE I.D.	A	B	O.D.	APPROX. WT. LBS.	LIST
29S-8	32096	1/2"	2.00	0.96	0.62	0.06	2.85
29S-10	32097	5/8"	2.05	0.96	0.75	0.08	3.73
29S-12	32098	3/4"	2.50	1.15	0.87	0.10	5.62
29S-16	32099	1"	3.00	1.44	1.02	0.23	13.00

MALE FLARE X FGH RIGID



07486

MAF #	REF #	MALE FLARE X FGH	A	HEX	APPROX. WT. LBS.	LIST
94GH	30123	3/8" x 3/4"	1.31	1.18	0.10	9.23
95GH	30128	1/2" x 3/4"	1.38	1.18	0.12	8.33
96GH	30133	5/8" x 3/4"	1.53	1.18	0.14	13.78

190 46WH HFU21

MALE FLARE X FGH SWIVEL

.WASHER INCLUDED



07495

MAF #	REF #	MALE FLARE X FGH	A	HEX	APPROX. WT. LBS.	LIST
98GH	30052	1/4" x 3/4"	1.24	0.75	0.10	7.67
99GH	30138	3/8" x 3/4"	1.25	0.25*	0.12	24.99
100GH	30139	1/2" x 3/4"	1.49	0.81	0.14	9.95

* Internal Hex

50GHSV 51GHSV W1 68H 191

MALE FLARE X MALE GARDEN HOSE




07499

MAF #	REF #	MALE FLARE X FGH	A	HEX	APPROX. WT. LBS.	LIST
88GH		3/8" x 3/4"				11.51
89GH		1/2" x 3/4"				17.19
90GH		5/8" x 3/4"				17.59

COMPRESSION X FGH

.WASHER INCLUDED



MAF #	REF #	SWIVEL COMP X FGH	A	HEX 1	HEX 2	APPROX. WT. LBS.	LIST
124GH-412	30050	1/4" x 3/4"	1.02	0.50	0.75	0.09	10.13
125GH-612	30051	3/8" x 3/4"	1.04	0.62	0.75	0.12	10.22
129GH-812		1/2" x 3/4"					11.54

MAF #	REF #	NO SWIVEL COMP X MGH	A	HEX 1	HEX 2	APPROX. WT. LBS.	LIST
126GH-412	30135	1/4" x 3/4"	1.45	0.50	0.625	0.14	10.90
127GH-612	30136	3/8" x 3/4"	1.525	0.625	0.62	0.15	...
128GH-812	30137	1/2" x 3/4"	1.8	0.815	0.685	0.19	...

GARDEN HOSE

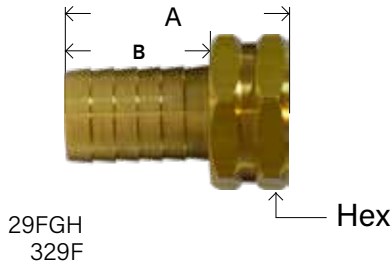
BRASS FITTINGS

MADE IN THE USA

BARSTOCK BRASS GARDEN HOSE COUPLINGS

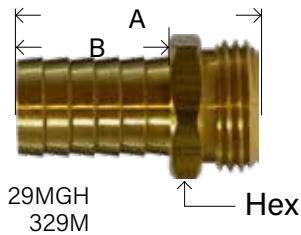
FEMALE SWIVEL ONLY

.WASHER INCLUDED



MAF #	REF #	HOSE BARB X FGH	A	B	HEX	APPROX. WT. LBS.	LIST
29FGH-612H	30031	3/8" x 3/4"	1.82	1.19	1.18	0.11	7.02
29FGH-812H	30032	1/2" x 3/4"	1.82	1.19	1.18	0.12	7.02
29FGH-1012H	30033	5/8" x 3/4"	1.82	1.19	1.18	0.13	7.02
29FGH-1212H	30034	3/4" x 3/4"	1.82	1.19	1.18	0.15	9.12
29FGH-1612H	30044	1" x 3/4"	2.10	1.19	1.18	0.18	11.85
29FGH-1616H	30035	1" x 1"	2.28	1.47	1.50	0.18	15.20

MALE END ONLY



MAF #	REF #	HOSE BARB X MGH	A	B	HEX	APPROX. WT. LBS.	LIST
29MGH-612	30039	3/8" x 3/4"	1.88	1.19	1.06	0.12	6.05
29MGH-812	30040	1/2" x 3/4"	1.88	1.19	1.06	0.12	6.03
29MGH-1012	30041	5/8" x 3/4"	1.88	1.19	1.06	0.12	6.18
29MGH-1212	30042	3/4" x 3/4"	1.88	1.19	1.06	0.13	6.03
29MGH-1612	30045	1" x 3/4"	1.94	1.19	1.06	0.21	9.49
29MGH-1616	30043	1" x 1"	2.34	1.47	1.37	0.26	14.30

GARDEN HOSE COUPLING

.WASHER INCLUDED



BRASS

MAF #	REF #	HOSE BARB	LIST
29GHS-6H	30025	3/8"	13.10
29GHS-8H	30027	1/2"	13.20
29GHS-10H	30028	5/8"	13.34
29GHS-12H	30029	3/4"	13.73
29GHS-16H	30046	1"(3/4" threads)	29.50

FEMALE SWIVEL ONLY - SHORT SHANK KNURLED NUT



MAF #	REF #	HOSE BARB X FGH	A	B	APPROX. WT. LBS.	LIST
29FGH-412	30464	1/4" x 3/4"	1.39	0.77	0.09	6.30
29FGH-612		3/8" x 3/4"				5.45
29FGH-812	30466	1/2" x 3/4"	1.50	0.88	0.08	6.93
29FGH-1012	30467	5/8" x 3/4"	1.50	0.88	0.09	6.93
29FGH-1212	30468	3/4" x 3/4"	1.47	0.88	0.10	7.16
29FGH-1616		1" x 1"				13.84

Dimension data can change without notice. Please call when dimensions are critical.

WARNING: This product can expose you to chemicals, including lead, which are known to the State of California to cause cancer and birth defects or other reproductive harm. For more information, visit www.P65Warnings.ca.gov

MID-AMERICA FITTINGS



GARDEN HOSE

BRASS FITTINGS

MADE IN THE USA

FEMALE END ONLY - SHORT SHANK W/ HEX



MAF #	REF #	HOSE X FGH	A	B	HEX	APPROX. WT. LBS.	LIST
29FGH-812MHK	30453	1/2" x 3/4"	1.63	1.00	1.18	0.11	7.42
29FGH-1012MHK	30454	5/8" x 3/4"	1.63	1.00	1.18	0.11	7.42
29FGH-1212MHK	30455	3/4" x 3/4"	1.63	1.00	1.18	0.13	7.51

MALE END ONLY - SHORT SHANK



MAF #	REF #	HOSE BARB X MGH	A	B	HEX	APPROX. WT. LBS.	LIST
29MGH-412	30469	1/4" x 3/4"	1.55	0.88	1.06	0.11	6.15
29MGH-1212							6.03
29MGH-812	30471	1/2" x 3/4"	1.55	0.88	1.06	0.11	6.03
29MGH-1012	30472	5/8" x 3/4"	1.56	0.88	1.06	0.12	6.18

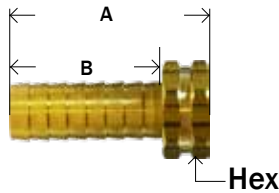
GARDEN HOSE COUPLING SETS - SHORT SHANK W/ HEX NUT



MAF #	REF #	HOSE BARB	LIST
29GHS-8MHK	30457	1/2"	...
29GHS-10MHK	30458	5/8"	...
29GHS-12MHK	30459	3/4"	...

FEMALE SWIVEL ONLY - 2" SHANK

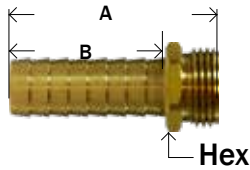
.WASHER INCLUDED



MAF #	REF #	HOSE BARB X FGH	A	B	HEX	APPROX. WT. LBS.	LIST
29FGH-8LGH	30505	1/2" x 3/4"	2.55	2.04	1.18	0.13	9.22
29FGH-10LGH	30506	5/8" x 3/4"	2.56	2.04	1.18	0.16	9.49
29FGH-12LGH	30507	3/4" x 3/4"	2.67	2.04	1.18	0.17	9.94
29FGH-16LGH	30508	1" x 1"	2.84	2.03	1.43	0.29	16.51

GHFL 594

MALE END ONLY - 2" SHANK



MAF #	REF #	HOSE BARB X MGH	A	B	HEX	APPROX. WT. LBS.	LIST
29MGH-8LG	30510	1/2" x 3/4"	2.72	2.04	1.06	0.16	8.68
29MGH-10LG	30511	5/8" x 3/4"	2.72	2.04	1.06	0.17	12.33
29MGH-12LG	30512	3/4" x 3/4"	2.72	2.04	1.06	0.20	9.08
29MGH-16LG	30513	1" x 1"	2.90	2.03	1.37	0.28	14.53

GHML 593

GARDEN HOSE COUPLING SETS - 2" SHANK



MAF #	REF #	HOSE X FGH	LIST
29GHS-8LGH	30516	1/2"	...
29GHS-10LGH	30517	5/8"	...
29GHS-12LGH	30518	3/4"	...



WARNING: This product can expose you to chemicals, including lead, which are known to the State of California to cause cancer and birth defects or other reproductive harm. For more information, visit www.P65Warnings.ca.gov

SAE 45° FLARE

**MADE
IN THE USA**



Tube O.D.	1/8	3/16	1/4	5/16	3/8	7/16	1/2	5/8	3/4
Thread Size-B	5/16-24	3/8-24	7/16-20	1/2-20	5/8-18	1 1/16-16	3/4-16	7/8-14	1-1/16-14

•Typical Application

LP and natural gas, flammable liquids, instrumentation, refrigeration, power steering, hydraulic and pneumatic systems.

•Working Pressure Ranges

Temperature and type of tubing used are important factors. However, the following table is a good guide for proper selection. Temperature 73°F with copper tubing:

PSI	Tube O.D. (in.)	Tube Wall (in.)
2800	1/8	.030
1900	3/16	.030
1400	1/4	.030
1200	5/16	.032
1000	3/8	.032
750	1/2	.032
650	5/8	.035
550	3/4	.035
450	7/8	.035

•Vibration

Good resistance - use long nut when greater vibration resistance is required.

•Temperature Range

-65°F to +250°F (-53°C to +121°C) range at maximum operating pressures.

•Used With

Copper, brass, aluminum and steel hydraulic tubing that can be flared.

• Tolerance

+/- .03 on all dimensions. Dimension data can change without notice. Please call us when dimensions are critical.

•Conformance

Meets specifications and standards of ASA, ASME, SAE and MS (Military standards).

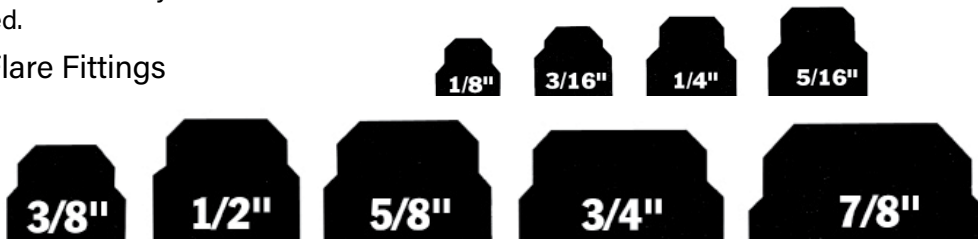
Assembly Instructions

- 1- Cut tubing to desired length. Make sure all burrs are removed and ends are cut square.
- 2- Slide nut on tube. Threaded end "A" of nut must face out.
- 3- Flare end of tube with a 45° flaring tool.
 - a- Measure flare diameter.
 - b- Examine flare for excessive thin out.
- 4- Lubricate threads and assemble to fitting body. Nut should be turned hand tight.
- 5- Tighten assembly with wrench until a solid feeling is encountered. From that point, apply a one-sixth turn.

Note: Do not over-torque as it may damage the fitting or split the tubing at the flare.

PRICING FILE AVAILABLE ONLINE

Actual O.D. of Flare Fittings



WARNING: This product can expose you to chemicals, including lead, which are known to the State of California to cause cancer and birth defects or other reproductive harm. For more information, visit www.P65Warnings.ca.gov


SAE 45° FLARE

BRASS FITTINGS

MADE IN THE USA

SHORT ROD NUT

SAE# 010110

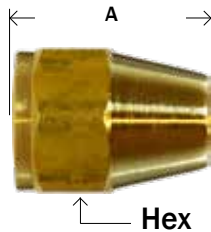


41S
411S
04014

MAF #	REF #	THREAD SIZE UNF	THREAD	A	HEX	APPROX. WT. LBS.	LIST
21110X2	10013	1/8"	5/16-24	0.50	0.37	0.01	2.56
41S-2		1/8"					2.56
21110X3	10014	3/16"	3/8-24	0.62	0.43	0.02	1.74
41S-3		3/16"					1.74
21110X4	10015	1/4"	7/16-20	0.75	0.56	0.03	1.66
41S-4	10015L	1/4"	7/16-20	0.75	0.50	0.03	1.57
21010X4		1/4"					1.48
21110X5	10016	5/16"	1/2-20	0.88	0.62	0.04	2.57
41S-5		5/16"					2.57
41S-6	10017L	3/8"	5/8-18	0.77	0.75	0.05	2.09
21010X6		3/8"					1.58
21110X6	10017	3/8"	5/8-18	1.00	0.75	0.04	2.58
21110X7	10018	7/16"	11/16-16	1.06	0.81	0.06	9.89
41S-7		7/16"					9.89
41S-8	10019L	1/2"	3/4-16	0.93	0.87	0.06	3.37
21110X8	10019	1/2"	3/4-16	1.12	0.87	0.09	4.94
41S-10	10020L	5/8"	7/8-14	1.08	1.00	0.10	4.67
21110X10	10020	5/8"	7/8-14	1.31	1.06	0.15	9.44
41S-12	10021	3/4"	1-1/16-14	1.50	1.25	0.24	8.78
21110X12		3/4"					9.31
41S-14	10022	7/8"	1-1/4-12	1.62	1.50	0.36	17.55
21110X14		7/8"					21.63
41S-16	10026	1"	1-3/8-12	1.81	1.62	0.44	39.10

20910 41FS 1110 N1 41FX 441S 'L'

REDUCING SHORT ROD NUT



MAF #	REF #	THREAD SIZE UNF	A	HEX	APPROX. WT. LBS.	LIST
41SR-64	10023	3/8" x 1/4"	0.74	0.81	0.06	12.57
41SR-86	10024	1/2" x 3/8"	0.86	0.94	0.10	13.66
41SR-108	10025	5/8" x 1/2"	0.99	1.06	0.12	17.59

WARNING: This product can expose you to chemicals, including lead, which are known to the State of California to cause cancer and birth defects or other reproductive harm. For more information, visit www.P65Warnings.ca.gov




SAE 45° FLARE

BRASS FITTINGS

MADE IN THE USA

LONG ROD NUT

SAE# 010111




41L
04041

MAF #	REF #	THREAD SIZE UNF	A	HEX	APPROX. WT. LBS.	LIST
41L-2	10001	1/8"	0.75	0.37	0.01	7.20
41L-3	10002	3/16"	0.81	0.43	0.02	2.77
41L-4	10003	1/4"	0.94	0.56	0.03	2.52
41L-5	10004	5/16"	1.12	0.62	0.04	4.81
41L-6	10005	3/8"	1.31	0.75	0.06	4.36
41L-8	10006	1/2"	1.62	0.87	0.12	7.67
41L-10	10007	5/8"	1.88	1.06	0.20	11.42
41L-12	10008	3/4"	2.19	1.25	0.34	55.05

41FL N2 241 441 41

LONG FORGED NUT

SAE# 010167




640L
641L
04016

MAF #	REF #	THREAD SIZE UNF	A	HEX	APPROX. WT. LBS.	LIST
641L-4	10028	1/4"	0.94	0.62	0.05	4.73
641L-5		5/16"				11.38
641L-6	10030	3/8"	1.06	0.81	0.08	7.17
641L-8	10031	1/2"	1.19	0.94	0.12	7.62
641L-10	10032	5/8"	1.44	1.06	0.26	13.43
641L-12	10033	3/4"	1.75	1.31	0.35	17.82

41FF 39 N4 14FL 641

SHORT FORGED NUT

SAE# 010166



641S
6401S
04018

MAF #	REF #	THREAD SIZE UNF	A	HEX	APPROX. WT. LBS.	LIST
641S-3	10038	3/16"	0.56	0.50	0.02	5.97
641S-4	10039	1/4"	0.60	0.62	0.04	2.19
641S-5	10040	5/16"	0.66	0.69	0.04	3.64
641S-6	10041	3/8"	0.70	0.81	0.06	2.92
641S-8	10042	1/2"	0.82	0.94	0.08	3.82
641S-10	10043	5/8"	0.95	1.06	0.12	5.77
641S-12	10044	3/4"	1.16	1.31	0.22	12.10
641S-14	10045	7/8"	1.18	1.38	0.30	21.08

14FS 41FFS 40 641-S 1116 NS4

FROST PROOF

MAF #	REF #	THREAD SIZE UNF	A	HEX	APPROX. WT. LBS.	LIST
641SFP-4		1/4"				10.11
641SFP-6		3/8"				12.35
641SFP-8		1/2"				14.60
641SFP-10		5/8"				13.48

WARNING: This product can expose you to chemicals, including lead, which are known to the State of California to cause cancer and birth defects or other reproductive harm. For more information, visit www.P65Warnings.ca.gov

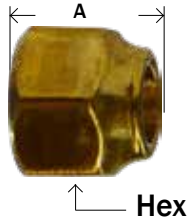


SAE 45° FLARE

BRASS FITTINGS

MADE IN THE USA

EXTRA HEAVY SHORT FORGED NUT



641SH
6401SXH
04019

MAF #	REF #	THREAD SIZE UNF	A	HEX	APPROX. WT. LBS.	LIST
641SH-4	10046	1/4"	0.63	0.75	0.04	3.71
641SH-5		5/16"				7.23
641SH-6	10047	3/8"	0.72	0.88	0.06	4.11
641SH-8	10048	1/2"	0.88	1.00	0.08	5.01
641SH-10	10049	5/8"	0.98	1.12	0.12	7.65
641SH-12		3/4"				15.82
641SH-14		7/8"				21.97

NSA

FORGED REDUCING NUT




660
662S
04020

MAF #	REF #	FEMALE FLARE X OD	A	HEX	APPROX. WT. LBS.	LIST
662S-54	10051	5/16" x 1/4"	0.66	0.75	0.06	13.94
662S-64	10052	3/8" x 1/4"	0.72	0.81	0.06	5.63
662S-65	10053	3/8" x 5/16"	0.72	0.81	0.08	5.31
662S-86	10054	1/2" x 3/8"	0.81	0.94	0.08	4.74
662S-106	10055	5/8" x 3/8"	0.96	1.12	0.15	13.74
662S-108	10056	5/8" x 1/2"	0.97	1.06	0.12	8.14
662S-128		3/4" x 1/2"				22.25
662S-1210	10058	3/4" x 5/8"	1.17	1.31	0.30	18.83

NSR4 14FS 41FRS 40R 662-S

FLARED PLUG



39
439
04039

MAF #	REF #	THREAD SIZE UNF	A	HEX	APPROX. WT. LBS.	LIST
39-2	10062	1/8"	0.53	0.34	0.01	6.54
39-3	10063	3/16"	0.59	0.50	0.02	5.50
39-4	10064	1/4"	0.69	0.43	0.02	1.84
39-5	10065	5/16"	0.78	0.50	0.04	5.00
39-6	10066	3/8"	0.88	0.62	0.06	2.89
39-8	10067	1/2"	1.06	0.75	0.10	4.27
39-10	10068	5/8"	1.19	0.87	0.14	4.72
39-12	10069	3/4"	1.32	1.06	0.22	18.34
39-14		7/8"				27.09

58 639F PF 57 P2 2229 439

WARNING: This product can expose you to chemicals, including lead, which are known to the State of California to cause cancer and birth defects or other reproductive harm. For more information, visit www.P65Warnings.ca.gov

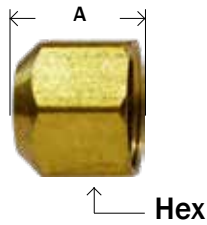


SAE 45° FLARE

BRASS FITTINGS

MADE IN THE USA

FLARED CAP



40
440
04040

MAF #	REF #	THREAD SIZE UNF	A	HEX	APPROX. WT. LBS.	LIST
40-2	10073	1/8"	0.46	0.37	0.02	4.06
40-3	10074	3/16"	0.47	0.50	0.02	3.76
40-4	10075 *	1/4"	0.48	0.50	0.02	1.03
2139X4	10075EH	1/4"	0.54	0.57	0.02	3.02
40-5	10076	5/16"	0.62	0.62	0.04	3.06
40-6	10077 *	3/8"	0.58	0.75	0.03	2.29
40-8	10078	1/2"	0.69	0.81	0.14	2.65
40-10	10079	5/8"	0.81	0.94	0.20	3.73
40-12	10080	3/4"	1.17	1.37	0.30	15.70
40-14		7/8"				20.29

640F 41FC 56 N5 2129 54 440

FINGER TIGHTENING CAP

NFTS
FTC5
04099



- Neoprene
- O-Ring Included

MAF #	REF #	THREAD SIZE UNF	A	APPROX. WT. LBS.	LIST
FTC5-4	10081	1/4"	0.62	0.02	1.63
FTC5-6	10082	3/8"	0.70	0.03	6.67

NFTS

COPPER GASKET

463
04063




SAE# 010113

MAF #	REF #	SIZE	A	B	APPROX. WT. LBS.	LIST
463-3	10084	3/16"	0.31	0.12	0.01	0.83
463-4	10085	1/4"	0.36	0.19	0.01	0.43
463-5	10086	5/16"	0.42	0.22	0.01	1.23
463-6	10087	3/8"	0.55	0.28	0.01	0.84
463-8	10088	1/2"	0.66	0.41	0.01	1.16
463-10	10089	5/8"	0.77	0.50	0.01	1.56
463-12	10090	3/4"	0.95	0.62	0.01	2.04

B2 2GF 6251 FG 157 59 46

COPPER BONNET

464
04064



SAE# 010114

MAF #	REF #	SIZE	A	B	APPROX. WT. LBS.	LIST
464-3	10094	3/16"	0.16	0.31	0.01	1.41
464-4	10095	1/4"	0.22	0.36	0.01	1.12
464-5		5/16"				3.73
464-6	10097	3/8"	0.34	0.55	0.01	1.21
464-8	10098	1/2"	0.41	0.66	0.01	1.36
464-10	10099	5/8"	0.44	0.77	0.01	2.23
464-12	10100	3/4"	0.56	0.95	0.01	3.65

B1 3GF 64C 57 156 FB 695 464

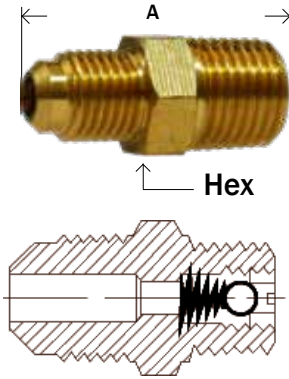


SAE 45° FLARE

BRASS FITTINGS

MADE IN THE USA

MALE BALL CHECK CONNECTOR



MAF #	REF #	MALE FLARE X MALE NPTF	A	HEX	APPROX. WT. LBS.	LIST
43-42	10131*	1/4" x 1/8"	1.06	0.43		34.76
43-44	10256WC	1/4" x 1/4"	1.24	0.6	0.04	29.20
43-52	10132	5/16" x 1/8"	1.14	0.50	0.04	34.99
43-64	10133*	3/8" x 1/4"	1.31	0.62	0.08	30.71

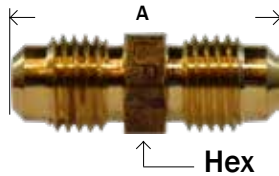
43A

43
403
04043

* Note: Ball & Spring position may be reversed to change flow/check position. Min working pressure 3 PSI.

UNION

SAE# 010101



42 - LIGHT
242 - SAE
04042

MAF #	REF #	THREAD SIZE UNF	A	HEX	APPROX. WT. LBS.	LIST
242X2	10104	1/8"	0.91	0.31	0.02	8.09
42-2		1/8"				8.09
242X3	10105	3/16"	1.06	0.37	0.02	4.93
42-3		3/16"				4.93
42-4	10106L	1/4"	1.19	0.43	0.03	2.87
242X4	10106 *	1/4"	1.19	0.43	0.03	2.87
R42XH-4	10106EH	1/4"	1.55	0.56	0.05	14.88
242X5	10107	5/16"	1.34	0.50	0.05	4.43
42-5		5/16"				4.43
42-6	10108L	3/8"	1.50	0.62	0.09	4.72
242X6	10108 *	3/8"	1.50	0.62	0.09	4.72
242X7		7/16"				21.74
42-8	10109L	1/2"	1.67	0.75	0.12	7.12
242X8	10109	1/2"	1.81	0.75	0.14	7.12
42-10	10110L	5/8"	2.00	0.87	0.20	10.96
242X10	10110	5/8"	2.12	0.87	0.20	10.96
42-12		3/4"				17.58
242X12	10111	3/4"	2.44	1.06	0.35	17.58
42-14	10112	7/8"	2.72	1.25	0.52	51.40

42F U2

WARNING: This product can expose you to chemicals, including lead, which are known to the State of California to cause cancer and birth defects or other reproductive harm. For more information, visit www.P65Warnings.ca.gov

SAE 45° FLARE

BRASS FITTINGS

MADE IN THE USA

REDUCING UNION



42R
506
04056

MAF #	REF #	THREAD SIZE UNF	A	HEX	APPROX. WT. LBS.	LIST
42R-42	10115	1/4" x 1/8"	1.11	0.44	0.03	11.29
42R-43	10116	1/4" x 3/16"	1.12	0.44	0.03	12.55
42R-54	10117	5/16" x 1/4"	1.28	0.50	0.04	6.44
42R-64	10118	3/8" x 1/4"	1.38	0.62	0.06	5.07
242RX6X4		3/8" x 1/4"				5.07
42R-65	10119	3/8" x 5/16"	1.44	0.62	0.08	9.00
42R-84	10120	1/2" x 1/4"	1.53	0.75	0.10	7.74
242RX8X4		1/2" x 1/4"				7.74
42R-86	10121	1/2" x 3/8"	1.69	0.75	0.10	7.64
242RX8X6		1/2" x 3/8"				7.64
42R-106	10122	5/8" x 3/8"	1.88	0.87	0.17	12.80
242RX10X6		5/8" x 3/8"				12.80
42R-108	10123	5/8" x 1/2"	1.87	0.87	0.14	8.31
242RX10X8		5/8" x 1/2"				8.31
42R-128	10126	3/4" x 1/2"	2.18	1.06	0.26	21.74
42R-1210	10127	3/4" x 5/8"	2.20	1.06	0.27	22.34

656F UR2 42-R

BULKHEAD UNION

MAF #	REF #	THREAD SIZE UNF	A	BODY SIZE	APPROX. WT. LBS.	LIST
42BH-4		1/4"				19.60
42BH-6		3/8"				25.09
42BH-8		1/2"				...
42BH-10		5/8"				54.49
42BH-12		3/4"				72.30
42RBH-68		3/8" x 1/2"				39.40
42RBH-86		1/2" x 3/8"				39.10

LOCKNUT ONLY

41LN-4		1/4"				5.14
41LN-6		3/8"				5.29
41LN-8		1/2"				6.76

244F T2 144F

UNION TEE



44F - FORGED
404
244 - BARSTOCK
04044

SAE# 010401

MAF #	REF #	THREAD SIZE UNF	A	BODY SIZE	APPROX. WT. LBS.	LIST
44F-2	10157	1/8"	0.67	0.36	0.04	8.66
44F-3	10158	3/16"	0.75	0.36	0.06	6.08
44F-4	10159	1/4"	0.78	0.36	0.06	5.12
244X4		1/4"				15.94
44F-5	10160	5/16"	0.91	0.44	0.10	7.41
244X5		5/16"				26.00
44F-6	10161	3/8"	1.00	0.44	0.12	7.51
244X6		3/8"				15.07
44F-8	10162	1/2"	1.16	0.59	0.19	7.73
244X8		1/2"				23.92
44F-10	10163	5/8"	1.41	0.69	0.30	15.94
244X10		5/8"				29.20
44F-12	10164	3/4"	1.64	0.88	0.53	35.20
44F-14	10165	7/8"	1.75	1.25	0.93	61.31

244F T2 144F

WARNING: This product can expose you to chemicals, including lead, which are known to the State of California to cause cancer and birth defects or other reproductive harm. For more information, visit www.P65Warnings.ca.gov

MID-AMERICA FITTINGS

SAE 45° FLARE

BRASS FITTINGS

MADE IN THE USA

REDUCING TEE 1 X 2 X 3



44FR
509
04059

MAF #	REF #	THREAD SIZE UNF 1X2X3	A	C	BODY SIZE	APPROX. WT. LBS.	LIST
44FR-446	10170	1/4" x 1/4" x 3/8"	0.91	1.00	0.44	0.10	8.16
44FR-554	10171	5/16" x 5/16" x 1/4"	0.94	0.94	0.44	0.12	12.22
44FR-644	10172	3/8" x 1/4" x 1/4"	0.91	1.00	0.44	0.10	9.76
44FR-646	10173	3/8" x 1/4" x 3/8"	1.00	0.91	0.44	0.12	12.17
44FR-664	10174	3/8" x 3/8" x 1/4"	1.00	0.88	0.44	0.11	8.77
44FR-668	10175	3/8" x 3/8" x 1/2"	1.00	1.19	0.59	0.14	12.21
44FR-6610	10176	3/8" x 3/8" x 5/8"	1.16	1.44	0.69	0.16	23.58
44FR-848		1/2" x 1/4" x 1/2"					17.30
44FR-866	10178	1/2" x 3/8" x 3/8"	1.16	1.12	0.59	0.18	9.27
44FR-868	10179	1/2" x 3/8" x 1/2"	1.16	1.09	0.59	0.18	11.32
44FR-884	10180	1/2" x 1/2" x 1/4"	1.16	0.97	0.59	0.18	15.66
44FR-886	10181	1/2" x 1/2" x 3/8"	1.16	1.12	0.59	0.19	10.25
44FR-8810	10182	1/2" x 1/2" x 5/8"	1.28	1.41	0.69	0.28	14.93
44FR-1066		5/8" x 3/8" x 3/8"					18.04
44FR-10810	10187	5/8" x 1/2" x 5/8"	1.44	1.33	0.69	0.27	23.13
44FR-10104	10188	5/8" x 5/8" x 1/4"	1.38	1.16	0.69	0.30	22.00
44FR-10106	10189	5/8" x 5/8" x 3/8"	1.38	1.28	0.69	0.28	20.15
44FR-10108	10-197	5/8" x 5/8" x 1/2"	1.66	1.50	0.88	0.36	28.88
44FR-121012		3/4" x 5/8" x 3/4"					48.90
44FR-121210		3/4" x 3/4" x 5/8"					50.25

144F TR2 659F 684F 44R

WARNING: This product can expose you to chemicals, including lead, which are known to the State of California to cause cancer and birth defects or other reproductive harm. For more information, visit www.P65Warnings.ca.gov

SAE 45° FLARE

BRASS FITTINGS

MADE IN THE USA

FEMALE ADAPTER

SAE# 010103



46 - LIGHT
246 - SAE
406
04046

MAF #	REF #	MALE FLARE X FEMALE NPTF	A	HEX	APPROX. WT. LBS.	LIST
46-22		1/8" x 1/8"				6.53
246X3	10227	3/16" x 1/8"	0.97	0.56	0.03	4.91
46-32		3/16" x 1/8"				4.91
46-42	10228L	1/4" x 1/8"	1.03	0.56	0.03	1.66
246X4	10228	1/4" x 1/8"	1.03	0.56	0.04	3.44
46-44	10229L	1/4" x 1/4"	1.06	0.68	0.06	4.11
246X4X4	10229	1/4" x 1/4"	1.23	0.68	0.07	4.72
46-46	10230	1/4" x 3/8"	1.18	0.81	0.08	6.34
246X4X6		1/4" x 3/8"				7.99
46-48	10231	1/4" x 1/2"	1.31	0.94	0.06	9.59
246X5	10232	5/16" x 1/8"	1.06	0.56	0.05	18.46
46-52		5/16" x 1/8"				9.77
246X5X4		5/16" x 1/4"				6.59
46-54	10233	5/16" x 1/4"	1.28	0.68	0.08	6.52
246X6X2		3/8" x 1/8"				5.23
46-62	10234	3/8" x 1/8"	1.09	0.62	0.08	4.46
46-64	10235L	3/8" x 1/4"	1.25	0.68	0.08	3.51
246X6	10235	3/8" x 1/4"	1.31	0.81	0.08	5.35
46-66	10236L	3/8" x 3/8"	1.25	0.81	0.08	4.43
246X6X6	10236	3/8" x 3/8"	1.25	0.81	0.10	10.99
46-68	10237L	3/8" x 1/2"	1.31	0.94	0.08	5.08
246X6X8	10237	3/8" x 1/2"	1.60	1.00	0.16	11.19
46-612	10238	3/8" x 3/4"	1.41	1.18	0.11	10.12
46-84	10239	1/2" x 1/4"	1.37	0.75	0.10	5.07
46-86	10240L	1/2" x 3/8"	1.38	0.81	0.12	4.65
246x8	10240	1/2" x 3/8"	1.50	0.81	0.14	9.44
46-88	10241L	1/2" x 1/2"	1.42	0.94	0.10	6.87
246x8x8	10241	1/2" x 1/2"	1.75	1.00	0.12	12.22
46-812	10242L	1/2" x 3/4"	1.40	1.10	0.16	7.67
246X8X12	10242	1/2" x 3/4"	1.60	1.12	0.16	17.48
46-106	10243	5/8" x 3/8"	1.24	0.87	0.12	10.22
46-108	10244L	5/8" x 1/2"	1.51	0.86	0.15	6.52
246X10	10244	5/8" x 1/2"	1.62	0.94	0.12	14.85
46-1012	10245	5/8" x 3/4"	1.65	1.12	0.17	9.39
46-128	10246	3/4" x 1/2"	1.74	1.18	0.32	26.42
46-1212	10247	3/4" x 3/4"	1.75	1.18	0.22	21.78
46-148		7/8" x 1/2"				26.42
46-1412	10248	7/8" x 3/4"	1.94	1.31	0.26	22.70

46 U3

WARNING: This product can expose you to chemicals, including lead, which are known to the State of California to cause cancer and birth defects or other reproductive harm. For more information, visit www.P65Warnings.ca.gov

MID-AMERICA FITTINGS

SAE 45° FLARE

BRASS FITTINGS

MADE IN THE USA

MALE ADAPTER

SAE# 010102



48
248 - LIGHT
408 - SAE
04048

MAF #	REF #	MALE FLARE X MALE NPTF	A	HEX	APPROX. WT. LBS.	LIST
248X2	10253	1/8" x 1/8"	0.92	0.43	0.02	4.45
48-22		1/8" x 1/8"				4.45
248X3	10254	3/16" x 1/8"	1.00	0.43	0.03	2.28
48-32		3/16" x 1/8"				2.28
48-34		3/16" x 1/4"				8.92
48-42	10255L	1/4" x 1/8"	1.06	0.43	0.03	1.55
248X4	10255	1/4" x 1/8"	1.06	0.43	0.04	1.48
R48XH-42	10255EH	1/4" x 1/8"	1.06	0.44	0.03	14.35
AV48-44		1/4" x 1/4"				8.57
48-44	10256L	1/4" x 1/4"	1.15	0.56	0.03	1.85
248X4X4	10256	1/4" x 1/4"	1.25	0.56	0.04	1.93
48-46	10257	1/4" x 3/8"	1.31	0.68	0.06	2.92
248X4X6		1/4" x 3/8"				4.18
48-48	10258	1/4" x 1/2"	1.44	0.87	0.11	6.55
248X4X8		1/4" x 1/2"				7.76
48-52	10259L	5/16" x 1/8"	1.15	0.50	0.04	3.16
248X5	10259	5/16" x 1/8"	1.16	0.50	0.04	3.00
48-54	10260L	5/16" x 1/4"	1.31	0.56	0.06	3.63
248X5X4	10260	5/16" x 1/4"	1.34	0.56	0.06	4.25
48-56	10261	5/16" x 3/8"	1.38	0.68	0.08	6.33
48-58		5/16" x 1/2"				13.62
248X6X2	10262	3/8" x 1/8"	1.25	0.62	0.07	3.03
48-62		3/8" x 1/8"				3.03
48-64	10263L	3/8" x 1/4"	1.31	0.62	0.06	2.65
248X6	10263	3/8" x 1/4"	1.44	0.62	0.08	3.19
48-66	10264L	3/8" x 3/8"	1.37	0.68	0.09	3.19
248X6X6	10264	3/8" x 3/8"	1.42	0.68	0.09	3.55
48-68	10265L	3/8" x 1/2"	1.44	0.89	0.12	5.08
248X6X8	10265	3/8" x 1/2"	1.69	0.87	0.14	6.76
248X6X12	10266	3/8" x 3/4"	1.81	1.06	0.18	11.29
248X7		7/16" x 1/4"				13.67
248X8X2		1/2" x 1/8"				10.43
48-84	10267	1/2" x 1/4"	1.60	0.75	0.11	4.18
248X8X4		1/2" x 1/4"				4.96
48-86	10268L	1/2" x 3/8"	1.46	0.75	0.10	3.73
248X8	10268	1/2" x 3/8"	1.62	0.75	0.12	4.27
48-88	10269L	1/2" x 1/2"	1.62	0.87	0.13	4.31
248X8X8	10269	1/2" x 1/2"	1.79	0.87	0.15	6.16
248X8X12	10270	1/2" x 3/4"	1.75	1.06	0.22	12.20
48-812		1/2" x 3/4"				7.98
48-104	10271	5/8" x 1/4"	1.81	0.87	0.14	11.37
248X10X4		5/8" x 1/4"				11.92

WARNING: This product can expose you to chemicals, including lead, which are known to the State of California to cause cancer and birth defects or other reproductive harm. For more information, visit www.P65Warnings.ca.gov

SAE 45° FLARE

BRASS FITTINGS

MADE IN THE USA

MALE ADAPTER - CONTINUED

MAF #	REF #	MALE FLARE X MALE NPTF	A	HEX	APPROX. WT. LBS.	LIST
48-106	10272L	5/8" x 3/8"	1.67	0.87	0.14	5.87
248X10X6	10272	5/8" x 3/8"	1.81	0.87	0.18	9.22
48-108	10273L	5/8" x 1/2"	1.80	0.87	0.11	5.44
248X10	10273	5/8" x 1/2"	2.00	0.87	0.20	9.11
248X10X12	10274	5/8" x 3/4"	1.85	1.06	0.21	12.54
48-1012		5/8" x 3/4"				9.31
248X12	10275	3/4" x 1/2"	2.19	1.06	0.28	15.07
48-128		3/4" x 1/2"				13.90
248X12X12	10276	3/4" x 3/4"	2.08	1.06	0.28	14.84
48-1212		3/4" x 3/4"				10.57
48-148	10277	7/8" x 1/2"	2.22	1.25	0.52	38.10
48-1412	10278	7/8" x 3/4"	2.35	1.25	0.41	24.14
48-168		1" x 1/2"				33.43
48-1612	10279	1" x 3/4"	2.44	1.43	0.53	37.25
48-1616	10280	1" x 1"	2.44	1.43	0.53	35.29

WARNING: This product can expose you to chemicals, including lead, which are known to the State of California to cause cancer and birth defects or other reproductive harm. For more information, visit www.P65Warnings.ca.gov

MID-AMERICA FITTINGS



SAE 45° FLARE

BRASS FITTINGS

MADE IN THE USA

90° MALE ELBOW

SAE# 010202



Forged Elbow



Barstock Elbow

249

49
249
409
04049

MAF #	REF #	MALE FLARE X MALE NPTF	A	B	BODY SIZE	APPROX. WT. LBS.	LIST
49F-22	10283	1/8" x 1/8"	0.63	0.73	0.37	0.04	11.28
249X2	10283B*	1/8" x 1/8"	0.62	0.69	0.43	0.04	39.30
49F-32	10284	3/16" x 1/8"	0.75	0.75	0.38	0.04	8.52
249X3	10284B*	3/16" x 1/8"	0.75	0.75	0.43	0.06	5.63
49F-34	10285	3/16" x 1/4"	0.81	0.88	0.44	0.08	6.83
49F-42	10286	1/4" x 1/8"	0.84	0.78	0.38	0.04	3.78
249X4	10286B*	1/4" x 1/8"	0.81	0.78	0.47	0.05	2.91
49F-44	10287 **	1/4" x 1/4"	0.81	0.88	0.44	0.05	3.91
249X4X4	10287B*	1/4" x 1/4"	0.91	0.93	0.59	0.08	4.36
49F-46	10288 **	1/4" x 3/8"	0.91	0.91	0.47	0.08	6.25
249X4X6		1/4" x 3/8"					12.91
49F-48	10289	1/4" x 1/2"	1.03	1.09	0.59	0.10	7.46
49F-52	10290	5/16" x 1/8"	0.91	0.88	0.44	0.06	5.46
249X5	10290B*	5/16" x 1/8"	0.91	0.78	0.52	0.06	8.07
49F-54	10291	5/16" x 1/4"	0.98	0.96	0.44	0.08	5.53
249X5X4	10291B*	5/16" x 1/4"	0.95	0.92	0.62	0.08	9.15
49F-56	10292	5/16" x 3/8"	1.06	1.09	0.59	0.08	6.80
49F-62	10293	3/8" x 1/8"	1.00	0.91	0.53	0.08	6.86
249X6X2	10293B*	3/8" x 1/8"	1.03	0.91	0.65	0.08	8.86
49F-64	10294	3/8" x 1/4"	1.01	0.89	0.48	0.08	4.18
249X6	10294B*	3/8" x 1/4"	0.97	1.04	0.68	0.11	6.61
49F-66	10295 **	3/8" x 3/8"	1.00	0.88	0.47	0.10	4.36
R49F-66	10295B*	3/8" x 3/8"	1.06	1.09	0.69	0.12	7.38
249X6X6	10295BL	3/8" x 3/8"	0.95	0.89	0.46	0.11	7.89
249X6X8	10296 **	3/8" x 1/2"	1.10	1.09	0.59	0.12	16.42
49F-68		3/8" x 1/2"					6.78
249X6X12	10297	3/8" x 3/4"	1.25	1.31	0.81	0.12	29.45
49F-612		3/8" x 3/4"					15.42
249X7		7/16" x 1/4"					18.99
49F-84	10298	1/2" x 1/4"	1.19	1.00	0.59	0.12	5.87
249X8X4	10298B*	1/2" x 1/4"	1.22	1.19	0.81	0.12	16.16
49F-86	10299	1/2" x 3/8"	1.10	1.00	0.59	0.13	5.94
249X8	10299B*	1/2" x 3/8"	1.22	1.12	0.77	0.18	10.64
49F-88	10300	1/2" x 1/2"	1.16	1.13	0.59	0.14	8.58
249X8X8	10300B*	1/2" x 1/2"	1.26	1.26	0.94	0.26	14.26
R49F-88		1/2" x 1/2"					9.87
R49F-88L		1/2" x 1/2"					13.27
49F-812	10301	1/2" x 3/4"	1.42	1.25	0.81	0.24	13.07
249X8X12		1/2" x 3/4"					29.20
49F-104	10311	5/8" x 1/4"	1.34	1.13	0.72	0.28	12.42
49F-106	10302	5/8" x 3/8"	1.35	1.22	0.72	0.20	10.76
249X10X6	10302B*	5/8" x 3/8"	1.41	1.25	0.94	0.20	26.42
249X10	10303	5/8" x 1/2"	1.35	1.22	0.72	0.20	----

CONTINUED ON NEXT PAGE!

Dimension data can change without notice. Please call when dimensions are critical.

249F 49 E1 149F



WARNING: This product can expose you to chemicals, including lead, which are known to the State of California to cause cancer and birth defects or other reproductive harm. For more information, visit www.P65Warnings.ca.gov

SAE 45° FLARE

BRASS FITTINGS

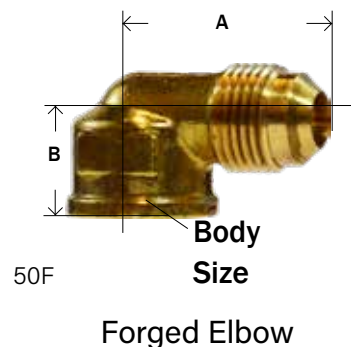
MADE IN THE USA

90° MALE ELBOW - CONTINUED

MAF #	REF #	MALE FLARE X MALE NPTF	A	B	BODY SIZE	APPROX. WT. LBS.	LIST
249X10	10303B*	5/8" x 1/2"	1.41	1.38	0.94	0.20	19.11
49F-1012	10304	5/8" x 3/4"	1.44	1.31	0.81	0.25	14.89
249X10X12		5/8" x 3/4"					29.92
49F-126		3/4" x 3/8"					24.61
49F-128	10305	3/4" x 1/2"	1.67	1.50	0.88	0.34	18.40
249X12		3/4" x 1/2"					50.44
49F-1212	10306	3/4" x 3/4"	1.67	1.63	0.88	0.30	16.67
249X12X12	10306B*	3/4" x 3/4"	1.60	1.62	0.91	0.32	36.12
49F-1412	10307	7/8" x 3/4"	1.75	1.68	1.00	0.44	48.87
49F-1612	10308	1" x 3/4"	1.94	1.69	1.31	0.75	50.85
49F-1616	10309	1" x 1"	1.94	1.75	1.25	0.78	50.30

90° FEMALE ELBOW

SAE# 010203



50F
250
500
04050

MAF #	REF #	MALE FLARE X FEMALE NPTF	A	B	BODY SIZE	APPROX. WT. LBS.	LIST
50F-32	10312	3/16" x 1/8"	0.81	0.44	0.56	0.05	7.69
50F-42	10313	1/4" x 1/8"	0.90	0.46	0.56	0.06	4.67
250X4	10313B*	1/4" x 1/8"	0.95	0.46	0.56	0.06	5.83
50F-44	10314	1/4" x 1/4"	0.97	0.59	0.75	0.08	6.20
250X4X4	10314B*	1/4" x 1/4"	0.95	0.66	0.75	0.08	10.18
50F-46	10315	1/4" x 3/8"	1.03	0.57	0.81	0.09	9.17
50F-48	10333	1/4" x 1/2"	1.08	0.66	1.00	0.12	11.75
50F-52	10316	5/16" x 1/8"	0.94	0.88	0.45	0.08	8.10
250X5	10316B*	5/16" x 1/8"	0.94	0.87	0.56	0.07	10.39
50F-54	10317	5/16" x 1/4"	1.03	0.58	0.75	0.06	13.17
50F-62	10318	3/8" x 1/8"	1.00	0.88	0.47	0.10	8.55
50F-64	10319	3/8" x 1/4"	1.06	0.59	0.75	0.09	4.01
250X6	10319B*	3/8" x 1/4"	1.15	0.73	0.68	0.14	28.28
50F-66	10320	3/8" x 3/8"	1.06	0.57	0.81	0.10	5.69
250X6X6	10320B*	3/8" x 3/8"	1.10	0.75	0.82	0.16	18.65
50F-68	10321	3/8" x 1/2"	1.16	0.66	1.00	0.14	7.55
250X6X8		3/8" x 1/2"					19.03
50F-68	10321L	3/8" x 1/2"	1.21	0.42	0.96	0.13	7.55
50F-612	10322	3/8" x 3/4"	1.28	0.72	1.25	0.12	13.09
50F-84	10323	1/2" x 1/4"	1.25	0.70	0.88	0.13	11.43
50F-86	10324	1/2" x 3/8"	1.25	0.70	0.88	0.12	8.50
250X8	10324B*	1/2" x 3/8"	1.26	0.75	0.88	0.16	23.85
50F-88	10325	1/2" x 1/2"	1.29	0.72	1.00	0.18	8.94
50DE-88	10325L	1/2" x 1/2"	1.24	0.71	0.98	0.17	16.74
50F-812	10326	1/2" x 3/4"					12.19
50F-106	10327	1/2" x 3/4"	1.41	0.72	1.25	0.20	15.22
50F-108	10328	5/8" x 3/8"	1.35	1.22	0.72	0.22	13.84
250X10		5/8" x 1/2"	1.38	0.75	1.00	0.20	25.67
50DE-108		Drop Ear 5/8" x 1/2"					21.85
50F-1012	10329	5/8" x 3/4"	1.50	0.76	1.25	0.28	14.08
50F-128	10-330	3/4" x 1/2"	1.63	1.06	1.06	0.42	25.46
50F-1212	10-331	3/4" x 3/4"	1.88	1.06	1.31	0.40	37.66
50F-1412		7/8" x 3/4"					47.61

* Barstock

E3 50 150F

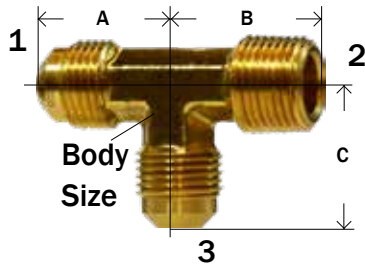
WARNING: This product can expose you to chemicals, including lead, which are known to the State of California to cause cancer and birth defects or other reproductive harm. For more information, visit www.P65Warnings.ca.gov

SAE 45° FLARE

BRASS FITTINGS

MADE IN THE USA

FORGED MALE RUN TEE

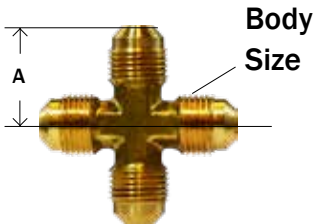


51F
501
04051

MAF #	REF #	MALE FLARE X MALE NPTF (1&3) X 2	A	B	C	BODY SIZE	APPROX. WT. LBS.	LIST
51F-32	10343	3/16" x 1/8"	0.75	0.75	0.75	0.37	0.05	7.59
51F-42	10344	1/4" x 1/8"	0.78	0.75	0.78	0.37	0.06	6.54
251X4	10344B	1/4" x 1/8"	0.90	0.76	0.86	0.37	0.07	9.74
51F-44	10345	1/4" x 1/4"	0.88	0.88	0.88	0.44	0.08	8.03
51F-46		1/4" x 3/8"						11.17
51F-52	10347	5/16" x 1/8"	0.88	0.80	0.88	0.44	0.08	8.22
51F-54	10348	5/16" x 1/4"	0.94	0.94	0.94	0.44	0.08	10.25
51F-62		3/8" x 1/8"						12.31
51F-64	10350	3/8" x 1/4"	1.00	0.94	1.00	0.44	0.12	10.25
51F-66	10351	3/8" x 3/8"	1.00	1.00	1.00	0.47	0.10	14.21
51F-668	10340	3/8" x 1/2" x 3/8"	1.09	1.09	1.16	0.59	0.18	12.54
51F-68	10352	3/8" x 1/2"	1.12	1.22	1.12	0.69	0.12	19.96
51F-886	10353	1/2" x 3/8" x 1/2"	1.22	1.22	1.15	0.69	0.22	14.87
51F-84		1/2" x 1/4"						...
51F-86	10354	1/2" x 3/8"	1.16	1.09	1.16	0.59	0.18	17.27
51F-88	10355	1/2" x 1/2"	1.22	1.22	1.22	0.69	0.22	15.22
51F-106		5/8" x 3/8"						20.70
51F-108	10357	5/8" x 1/2"	1.41	1.31	1.41	0.69	0.28	21.41
51F-128	10359	3/4" x 1/2"	1.63	1.59	1.63	0.88	0.48	42.15
51F-1212	10360	3/4" x 3/4"	1.62	1.44	1.62	0.88	0.48	37.24

FORGED FLARE CROSS

SAE# 010501



52
502
04052

MAF #	REF #	THREAD SIZE UNF	A	BODY SIZE	APPROX. WT. LBS.	LIST
52F-4	10373	1/4"	0.88	0.44	0.10	15.43
52F-5	10374	5/16"	0.92	0.44	0.10	15.11
52F-6	10375	3/8"	1.00	0.44	0.16	14.41
52F-8	10376	1/2"	1.16	0.59	0.24	16.98
52F-10		5/8"				43.97

455 C1 147F 52

FEMALE RUN TEE

04091

MAF #	REF #	THREAD SIZE UNF	A	BODY SIZE	APPROX. WT. LBS.	LIST
51FP-44		1/4" x 1/4"				12.73
51FP-66		3/8" x 3/8"				15.81
51FP-68		3/8" x 1/2"				16.69

Dimension data can change without notice. Please call when dimensions are critical.

T3 151F 51

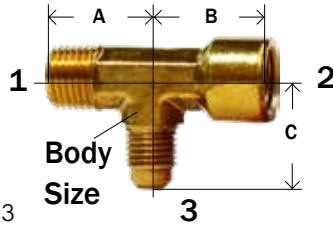
WARNING: This product can expose you to chemicals, including lead, which are known to the State of California to cause cancer and birth defects or other reproductive harm. For more information, visit www.P65Warnings.ca.gov

SAE 45° FLARE

BRASS FITTINGS

MADE IN THE USA

FORGED ADAPTER TEE / SERVICE TEE



04053
53
503

MAF #	REF #	SIZE 1 X 2 X 3	A	B	C	BODY SIZE	APPROX. WT. LBS.	LIST
253X3		1/8"x1/8"x3/16"						25.51
53F-42	10382	1/8"x1/8"x1/4"	0.72	0.53	0.80	0.47	0.08	7.94
53F-44		1/4"x1/4"x1/4"						10.04
53F-64		3/8"x3/8"x1/4"						15.60

T17 53

MAF #	REF #	MIP X MIP ON RUN X MALE FLARE	A	B	BODY SIZE	APPROX. WT. LBS.	LIST
53FM-224		1/8" x 1/4"					8.05
53FM-444		1/4" x 1/4"					9.31
53FM-666		3/8" x 3/8"					13.94

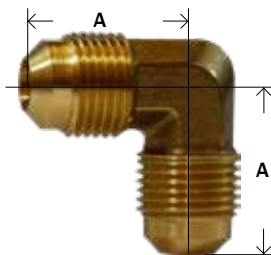
FL X FL X FIP FEMALE TEE

MAF #	REF #	FLARE X FLARE X FIP	A	B	BODY SIZE	APPROX. WT. LBS.	LIST
58FP-42		1/4" x 1/8"					14.10
58FP-44		1/4" x 1/4"					11.08
58FP-64		3/8" x 1/4"					10.33
58FP-66		3/8" x 3/8"					15.99
53FP-6668*		3/8" x 1/2"					20.38
58FP-86		1/2" x 3/8"					23.95
58FP-88		1/2" x 1/2"					25.17
T6-444**		1/4" x 1/4"					9.00

040

* Flare x flare x flare x FIP cross ** fe. flare on branch

UNION ELBOW



55F Forged
505
255 Barstock

MAF #	REF #	THREAD SIZE UNF	A	APPROX. WT. LBS.	LIST
55F-2	10404	1/8"	0.64	0.04	25.45
55F-3	10405	3/16"	0.75	0.06	11.64
55F-4	10406	1/4"	0.81	0.08	3.82
255X4*	10406B*	1/4"	0.89	0.04	18.95
55F-5	10407	5/16"	0.91	0.10	6.75
255X5*		5/16"			20.47
55F-6	10408	3/8"	1.00	0.10	5.70
255X6*		3/8"			20.92
55F-8	10409	1/2"	1.16	0.14	8.56
255X8*	10409B*	1/2"	1.23	0.22	23.29
55F-10	10410	5/8"	1.41	0.22	13.90
255X10*		5/8"			30.58
55F-12	10411	3/4"	1.66	0.68	27.89
55F-14	10412	7/8"	1.81	0.82	51.07

* Barstock

E2 155F

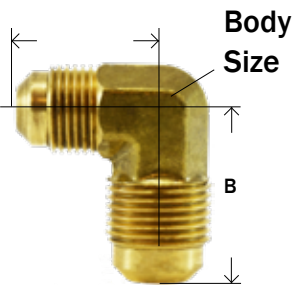
WARNING: This product can expose you to chemicals, including lead, which are known to the State of California to cause cancer and birth defects or other reproductive harm. For more information, visit www.P65Warnings.ca.gov

SAE 45° FLARE

BRASS FITTINGS

MADE IN THE USA

FORGED REDUCING ELBOW



55R
507
04057

MAF #	REF #	MALE FLARE X MALE FLARE	A	B	BODY SIZE	APPROX. WT. LBS.	LIST
55FR-64	10416	3/8" x 1/4"	1.00	0.88	0.47	0.08	6.86
55FR-84		1/2" x 1/4"					14.01
55FR-86	10419	1/2" x 3/8"	1.19	1.02	0.59	0.14	8.72
55FR-106		5/8" x 3/8"					16.46
55FR-108	10421	5/8" x 1/2"	1.34	1.23	0.72	0.21	13.65
55FR-128		3/4" x 1/2"					32.77
55FR-1210		3/4" x 5/8"					35.58

ER2 657F 55R

45° ELBOW

SAE# 010302



4945F
254

54
4945
40945
04095

MAF #	REF #	MALE FLARE X MALE NPTF	A	B	BODY SIZE	APPROX. WT. LBS.	LIST
4945F-32		3/16" x 1/2"					9.30
4945F-42	10448	1/4" x 1/8"	0.67	0.64	0.41	0.04	3.79
254X4*	10448B*	1/4" x 1/8"	0.67	0.64	0.44	0.04	12.52
4945F-44	10449	1/4" x 1/4"	0.75	0.86	0.53	0.07	6.45
254X4X4		1/4" x 1/4"					10.66
4945F-52	10450	5/16" x 1/8"	0.78	0.64	0.53	0.06	6.45
254X5*		5/16" x 1/8"					21.33
4945F-54	10451	5/16" x 1/4"	0.81	0.86	0.53	0.07	7.65
4945F-64	10452	3/8" x 1/4"	0.91	0.86	0.53	0.09	6.79
254X6*	10452B*	3/8" x 1/4"	0.89	0.86	0.64	0.12	12.01
4945F-66	10453	3/8" x 3/8"	0.93	0.94	0.59	0.11	7.51
254X6X6*		3/8" x 3/8"					9.67
4945F-68	10454	3/8" x 1/2"	0.99	1.17	0.75	0.19	10.11
4945F-84		1/2" x 1/4"					25.67
4945F-86	10455	1/2" x 3/8"	1.07	0.88	0.59	0.12	8.72
254X8*	10455B*	1/2" x 3/8"	1.06	0.94	0.76	0.18	26.57
4945F-88	10456	1/2" x 1/2"	1.12	1.18	0.75	0.20	11.52
254X8X8*		1/2" x 1/2"					67.67
4945F-106	10460	5/8" x 3/8"	1.13	0.95	0.81	0.22	16.68
254X10X6*		5/8" x 3/8"					22.65
4945F-108	10457	5/8" x 1/2"	1.12	1.17	0.78	0.18	12.56
254X10*		5/8" x 1/2"					27.48
4945F-128	10458	3/4" x 1/2"	1.28	1.16	0.88	0.26	20.04
4945F-1212	10459	3/4" x 3/4"	1.41	1.20	0.88	0.31	20.56

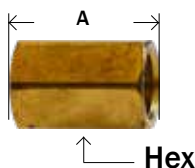
* Barstock

E145 54 159F 654F 59FF 254 47 4945

FEMALE 45° FLARE FITTINGS

UNION

SAE# 010107 • Use with Copper Gasket



600
600F
04060

MAF #	REF #	FEMALE FLARE X FEMALE FLARE	A	HEX	APPROX. WT. LBS.	LIST
600F-4	10135	1/4"	1.00	0.62	0.06	12.29
600F-6	10136	3/8"	1.25	0.81	0.14	21.79
600F-8	10137	1/2"	1.43	0.94	0.18	27.82
600F-10	10138	5/8"	1.69	1.07	0.24	38.92
600F-12	10139	3/4"	2.00	1.31	0.42	65.79

2310 U4 660HD 32

WARNING: This product can expose you to chemicals, including lead, which are known to the State of California to cause cancer and birth defects or other reproductive harm. For more information, visit www.P65Warnings.ca.gov


SAE 45° FLARE

BRASS FITTINGS

MADE IN THE USA

FEMALE FLARE ADAPTER SAE# 010106

664
04066



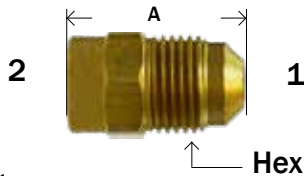
MAF #	REF #	FEMALE FLARE X MALE NPTF	A	HEX	APPROX. WT. LBS.	LIST
664-42	10440	1/4" x 1/8"	0.91	0.62	0.05	6.67
664-44	10441	1/4" x 1/4"	1.01	0.62	0.06	7.00
664-64	10442	3/8" x 1/4"	1.28	0.81	0.10	10.55
664S-64*		3/8" x 1/4"				21.17
664-68	10438	3/8" x 1/2"				15.21
664-86	10443	1/2" x 3/8"	1.36	0.94	0.14	27.66
664-88	10444	1/2" x 1/2"	1.46	0.94	0.14	13.82
664-108	10439	5/8" x 1/2"				21.91

* Swivel

U5 664FHD 33 48-FF

FLARE REDUCER

601
04061



WG=WITH GASKET

MAF #	REF #	FEMALE FLARE X MALE FLARE	A	HEX	APPROX. WT. LBS.	LIST
601-34		3/16" x 1/4"				17.99
601-43		1/4" x 3/16"				17.99
601-45		1/4" x 5/16"				19.71
601WG-46		1/4" x 3/8"				8.14
601-46	10463	1/4" x 3/8"	1.12	0.62	0.06	8.09
601-48		1/4" x 1/2"				16.69
601-412		1/4" x 3/4"				28.45
601WG-54		5/16" x 1/4"				19.82
601-54		5/16" x 1/4"				17.81
601-56		5/16" x 3/8"				26.10
601-64	10462	3/8" x 1/4"	1.22	0.81	0.10	6.89
601WG-64		3/8" x 1/4"				8.44
601-68	10467	3/8" x 1/2"	1.41	0.81	0.13	8.41
601WG-68		3/8" x 1/2"				10.84
601-610		3/8" x 5/8"				19.82
601-612		3/8" x 3/4"				30.02
601-84	10461	1/2" x 1/4"	1.36	0.94	0.14	22.53
601-86	10464	1/2" x 3/8"	1.44	0.94	0.14	8.54
601WG-86		1/2" x 3/8"				11.29
601WG-810		1/2" x 5/8"				22.52
601-810	10469	1/2" x 5/8"	1.63	1.00	0.17	22.52
601-812		1/2" x 3/4"				29.86
601-104		5/8" x 1/4"				25.10
601-106	10473	5/8" x 3/8"	1.63	1.12	0.16	19.17
601WG-108		5/8" x 1/2"				39.11
601-108	10468	5/8" x 1/2"	1.68	1.06	0.20	37.43
601-1012		5/8" x 3/4"				25.11
601WG-1012		5/8" x 3/4"				27.67
601RG-1015		5/8" x 15/16"				22.72
601-126		3/4" x 3/8"				27.38
601-128	10471	3/4" x 1/2"	1.75	1.18	0.32	25.54
601-1210	10470	3/4" x 5/8"	1.97	1.31	0.31	21.70

UR3 661FHD 227 46-FF

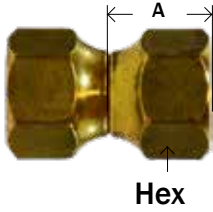
SAE 45° FLARE

BRASS FITTINGS

MADE IN THE USA

BRASS FLARE SWIVEL FITTINGS

FORGED SWIVEL SAE# 010108

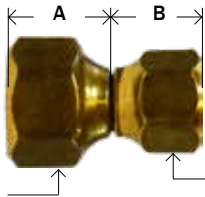


700
04070

MAF #	REF #	FEMALE FLARE UNF	A	HEX	APPROX. WT. LBS.	LIST
700-4	10481	1/4"	0.59	0.62	0.04	7.33
700-5	10482	5/16"	0.62	0.68	0.06	9.95
700-6	10483	3/8"	0.69	0.81	0.10	6.98
700SH-6	10483L	3/8"	0.63	0.80		13.46
700-8	10484	1/2"	0.81	0.94	0.16	10.16
700SH-8	10484L	1/2"	0.82	0.92		15.04
700-10	10485	5/8"	0.94	1.06	0.24	14.36
700SH-10		5/8"				16.67
700-12	10486	3/4"	1.12	1.31	0.34	40.16

1350 US4 14FSV 34

REDUCING SWIVELS



Hex 1

Hex 2

700R
04075

MAF #	REF #	FEMALE FLARE UNF	A	B	HEX 1	HEX 2	APPROX. WT. LBS.	LIST
700R-64	10487	3/8" x 1/4"	0.72	0.60	0.81	0.62	0.08	15.12
700R-86	10488	1/2" x 3/8"	0.84	0.70	0.94	0.81	0.12	18.47
700R-108	10489	5/8" x 1/2"	0.98	0.82	1.03	0.94	0.22	22.58

FORGED SWIVEL ELBOWS



701
04071

MAF #	REF #	MALE FLARE X FEMALE FLARE	A	B	HEX	APPROX. WT. LBS.	LIST
ES4-44	10493	1/4"	0.93	0.86	.563	0.12	15.85
ES4-66	10494	3/8"	1.13	1.1	.75	0.20	25.00
ES4-68		3/8" x 1/2"					47.20
ES4-88	10495	1/2"	1.29	1.20	.88	0.25	35.56
ES4-1010	10496	5/8"	1.50	1.30	1.00	0.37	45.92
ES4-1212	10497	3/4"	1.83	1.60	1.25	0.54	82.31

ES4

DRUM ADAPTERS

SAE# 010165



K1
04030

• Straight Thread

MAF #	REF #	MALE FLARE X FIP	LIST
K1-48	50011	1/4" x 1/2"	32.40
K1-412	50001	1/4" x 3/4"	15.52
K1-612		3/8" x 3/4"	24.76
K1-812		1/2" x 3/4"	22.94
KG-8	gasket	1/2"	1.48
KG-12	gasket	3/4"	1.57

WARNING: This product can expose you to chemicals, including lead, which are known to the State of California to cause cancer and birth defects or other reproductive harm. For more information, visit www.P65Warnings.ca.gov



FLARE SWEAT FITTINGS



04082

MAF #	REF #	FLARE X SWEAT	LIST
48S-44	10600	1/4" x 1/4"	5.17
48S-46	10602	1/4" x 3/8"	5.95
48S-64	10620	3/8" x 1/4"	9.96
48S-66	10612	3/8" x 3/8"	10.75
48S-68	10613	3/8" x 1/2"	14.53
48S-88	10621	1/2" x 1/2"	15.52
48S-810	10611	1/2" x 5/8"	17.58
48S-1010	10614	5/8" x 5/8"	17.81
48S-1014	10622	5/8" x 7/8"	24.43
48S-1212	10615	3/4" x 3/4"	20.56
48S-1214	10616	3/4" x 7/8"	24.76
48S-1414	10617	7/8" x 7/8"	35.58
48S-1618	10618	1" x 1-1/8"	47.20
48S-1818	10619	1-1/8" x 1-1/8"	61.60

FL X SWT ELBOW



04089

MAF #	REF #	FLARE X SOLDER OD FEMALE FLARE UNF	A	B	HEX 1	HEX 2	APPROX. WT. LBS.	LIST
49S-44		1/4" x 1/4"						7.06
49S-66		3/8" x 3/8"						7.73
49S-88		1/2" x 1/2"						16.69

SPACE HEATER FITTINGS

9/16-24 FINE THREAD FLARE NUT

#M-82SH
04800
04840



41FT
800

MAF #	REF #	SIZE	LIST
41FT-6	14001	3/8	3.74
40FT-6	Cap	3/8	3.13

FEMALE ADAPTER

#M-80SH
04806



46FT
805

MAF #	REF #	SIZE	LIST
46FT-66	14018	3/8 x 3/8	7.00
46FT-68	14025	3/8 x 1/2	6.76
46FT-612		3/8 x 3/4	15.39



SPACE HEATER/ GAS RANGE FITTINGS

BRASS FITTINGS

MADE IN THE USA

SPACE HEATER UNION

04802



MAF #	REF #	SIZE	LIST
42FT-6	14011	3/8	9.31
44FT-6	TEE	3/8	16.72

SPACE HEATER MALE ADAPTER/ ELBOWS

#M-83SH



MAF #	REF #	SIZE	LIST
48FT-66	14016	3/8 x 3/8	6.86
48FT-68	14017	3/8 x 1/2	7.42
49FT-68	male elbow	3/8 x 1/2	8.48
50FT-68	female elbow	3/8 x 1/2	13.66

BRASS GAS RANGE FITTINGS

BRASS MALE ADAPTERS

15/16-16 FLARE THREAD



45RG
408RC
04748

MAF #	REF #	MALE FLARE X MALE NPTF	LIST
48WT-662	35130	3/8" x 3/8"(1/8 TAP)	...
48WT-664	35133	3/8" x 3/8"(1/4 TAP)	7.22
48WT-66-820	35131	3/8" x 1/2"(3/8 TAP)	12.46
48WT-686	35132	1/2" x 1/2" (3/8" FIP TAP)	...
48WT-886	35134	15/16" x 1/2"	7.67
48RGT-158	35135	15/16" x 1/2" (3/8" FIP TAP)	6.76
48RGT-1512		15/16" x 3/4" (1/2" FIP TAP)	10.94

CAP

04741



MAF #	REF #	SIZE	LIST
40RG-15	35186	15/16"	28.34
41SRG	nut	15/16-16"	22.39

BRASS FEMALE ADAPTERS



MAF #	REF #	SIZE	LIST
46RG-158	35136	15/16" x 1/2"	9.94
46RG-1512	35142	15/16" x 3/4"	12.00

WARNING: This product can expose you to chemicals, including lead, which are known to the State of California to cause cancer and birth defects or other reproductive harm. For more information, visit www.P65Warnings.ca.gov



POL FITTINGS

BRASS FITTINGS

MADE IN THE USA

TEE CONNECTION

2000
05200



MAF #	REF #	PIPE SIZE	LIST
2000	34001	1/4" Inverted flare x 1/4" MPT	36.54
2001		2000 + 200IAB	65.20

41-1-390-0014 2000

TAILPIECE WITH FLATS

2001A
05220

1/4 NPT



MAF #	REF #	PIPE SIZE	LIST
2001A	34011	2.34 w/ wrench Flats	21.41
2001AHN	34012	2.13 w/ Hex	9.85

1001AUL 21605 M-2001-A 2002A 2001AHN

STANDARD NUT

7/8" Hex

2001B
05221



MAF #	REF #	PIPE SIZE	LIST
2001B	34016	.880-14 LH	4.85
2001BLH		Large hex	11.64

2001B

TAILPIECE & NUT ASSEMBLY

2002AB
05225



MANIFOLD
BLOCK TEE
ASSEMBLY

MAF #	REF #	PIPE SIZE	LIST
2001AB	34022	1/4	22.97
2001AHB			19.62
200IS			...

2002AB

POL CAP

2004
05204



MAF #	REF #	PIPE SIZE	LIST
2004	34031	.880-14LH	13.72

ME1699 POL2004 1004A M-2004

POL PLUG WITH CHAIN

2014
2014



MAF #	REF #	DESCRIPTION	LIST
2014	34141	POL PLUG WITH CHAIN	17.08

ME1691-1

SINGLE PIECE POL ADAPTER

2008
05208



MAF #	REF #	DESCRIPTION	LIST
2008	34130	MALE POL X 1/4 FPT	17.48
2009	34131	MALE POL X 1/2 FPT	

ME351 ME357

ADAPTERS

35792
35810
05205



MAF #	REF #	PIPE SIZE	LIST
2005	34041	3/8 Flare x .880-14LH	18.77
2006	34046	1/2 Flare x .880-14LH	18.65
2007	34051	5/8 Flare x .880-14LH	25.19

ME3510 2906E 2007

WARNING: This product can expose you to chemicals, including lead, which are known to the State of California to cause cancer and birth defects or other reproductive harm. For more information, visit www.P65Warnings.ca.gov

MID-AMERICA FITTINGS

POL FITTINGS

BRASS FITTINGS

MADE IN THE USA

TAILPIECE ASSEMBLY W/HEX HEAD NUT & STEM



MAF #	REF #	LENGTH	LIST
2001ABHN	34080	1/4 NPT X POL 2 LONG HARD NOSE 2 OAL	17.58

2906D ME352



MAF #	REF #	LENGTH	LIST
2001AHBWN	34084	MPOL X 1/4 HOSE BARB 7/8 HEX	24.60

ME5930 970JR

SOFT NOSE TAILPIECE ASSEMBLY



MAF #	REF #	LENGTH	LIST
2001ABHNSN	34061	1/4 MPT X POL SOFT NOSE 2-1/2	19.49
2001ABHNLSN	34064	1/4 NPT X POL SOFT NOSE 2 3/8 LONG	33.70

ME1638 2003-T-GH-60 2002 2018-L 2003-T 970S

JIC 37° FLARE FITTINGS


STRAIGHT TUBE UNION



MAF #	REF #	TUBE OD	TUBE THREAD	L	HEX	WORKING PRESSURE	LIST
J42-4	28966	1/4	7/16-20	1.35	0.49	3250 psi	8.93
J42-6	28969	3/8	9/16-18	1.41	0.63	3250 psi	11.30
J42-8	28970	1/2	3/4-16	1.62	0.81	3250 psi	13.71
J42-12	28971	3/4	1-1/16-12	2.14	1.13	3250 psi	67.26
J42-16	28972	1"	1-5/16-12	2.25	1.38	2600 psi	40.98

SBC 132403 HTXB

FEMALE STRAIGHT ADAPTER



MAF #	REF #	TUBE OD	PIPE	TUBE THREAD	L	HEX	WORKING PRESSURE	LIST
J46-42	28957	1/4	1/8-27	7/16-20	1.19	0.56	3250 psi	8.58
J46-44	28958	1/4	1/4-18	7/16-20	1.40	0.75	3250 psi	10.87
J46-64	28959	3/8	1/4-18	9/16-18	1.40	0.75	3250 psi	24.52
J46-66	28960	3/8	3/8-18	9/16-18	1.40	0.88	3250 psi	17.87
J46-86	28961	1/2	3/8-18	3/4-16	1.56	0.88	3250 psi	9.53
J46-88	28962	1/2	1/2-14	3/4-16	1.79	1.13	3250 psi	26.95
J46-108	28963	5/8	1/2-14	7/8-14	1.87	1.13	3250 psi	19.86
J46-1212	28964	3/4	3/4-1/4	1-1/16-12	2.06	1.38	2600 psi	47.16
J46BH-42		1/4	1/8-27	7/16-20				43.25

WARNING: This product can expose you to chemicals, including lead, which are known to the State of California to cause cancer and birth defects or other reproductive harm. For more information, visit www.P65Warnings.ca.gov



JIC 37° FLARE STRAIGHTS

BRASS FITTINGS

MADE IN THE USA

STRAIGHT



MAF #	REF #	TUBE OD	A NPTF	TUBE THREAD	L	HEX	WORKING PRESSURE	LIST
J48-42	28701	1/4	1/8-27	7/16-20	1.22	0.45	3250 psi	3.33
J48-44	28702	1/4	1/4-18	7/16-20	1.37	0.56	3250 psi	6.75
J48-46	28703	1/4	3/8-18	7/16-20	1.42	0.75	3250 psi	16.96
J48-52	28704	5/16	1/8-27	1/2-20	1.41	0.56	3250 psi	49.29
J48-54	28705	5/16	1/4-18	1/2-20	1.42	0.56	3250 psi	23.28
J48-62	28706	3/8	1/8-27	9/16-18	1.24	0.63	3250 psi	7.77
J48-64	28707	3/8	1/4-18	9/16-18	1.43	0.63	3250 psi	6.96
J48-66	28708	3/8	3/8-18	9/16-18	1.38	0.75	3250 psi	5.58
J48-68	28709	3/8	1/2-14	9/16-18	1.69	0.88	3250 psi	11.02
J48-84	28710	1/2	1/4-18	3/4-16	1.53	0.81	3250 psi	13.62
J48-86	28711	1/2	3/8-18	3/4-16	1.53	0.81	3250 psi	11.27
J48-88	28712	1/2	1/2-14	3/4-16	1.79	0.88	3250 psi	15.41
J48-812	28713	1/2	3/4-14	3/4-16	1.85	1.13	2600 psi	31.82
J48-106	28714	5/8	3/8	7/8-14	1.84	0.94	3250 psi	24.76
J48-108	28715	5/8	1/2-14	7/8-14	1.89	0.94	3250 psi	21.54
J48-1012	28716	5/8	3/4-14	7/8-14	1.95	1.13	2600 psi	25.77
J48-128	28748	3/4	1/2-14	1 1/16-12	2.06	1.13	2925 psi	30.56
J48-1212	28717	3/4	3/4-14	1 1/16-12	2.06	1.13	2600 psi	24.17
J48-1216	28749	3/4	1-11 1/2	1 1/16-12	2.25	1.38	1950 psi	48.90
J48-1612	28719	1	3/4-14	1 5/16-12	2.06	1.13	2275 psi	43.27
J48-1616	28718	1	1-11 1/2	1 5/16-12	2.3	1.38	1950 psi	43.27

B2404 SB FTXB

STRAIGHT SWIVEL ADAPTER



MAF #	REF #	TUBE OD	A NPTF	TUBE THREAD	L	HEX	WORKING PRESSURE	LIST
J664S-44	28752	1/4	1/4-18	7/16-20	1.389	.563	3250 psi	14.64
J664S-64	28753	3/8	1/4-18	9/16-18	1.6	.563	3250 psi	16.09
J664S-66	28754	3/8	3/8-18	9/16-18	1.574	.690	2925 psi	21.79
J664S-88	28756	1/2	1/2-14	3/4-16	1.706	.875	2600 psi	22.74

B6505 SJS

WARNING: This product can expose you to chemicals, including lead, which are known to the State of California to cause cancer and birth defects or other reproductive harm. For more information, visit www.P65Warnings.ca.gov

MID-AMERICA FITTINGS

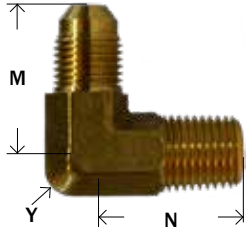


S/B JIC 37° SHAPES

BRASS FITTINGS

MADE IN THE USA

90° FORGED ELBOW

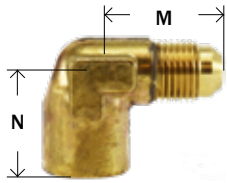


• Swivel available

MAF #	REF #	TUBE OD	TUBE THREAD	A NPTF	M	N	Y	WORKING PRESSURE	LIST
J49F-42	28760F	1/4	7/16-20	1/8-27	0.89	0.78	0.5	2160 psi	8.75
J49-44	28762F	1/4	7/16-20	1/4-18	1.05	1.03	0.53	1846 psi	7.85
J49-54	28766F	5/16	1/2-20	1/4-18	1.10	1.10	0.55	3905 psi	13.48
J49F-62	28768F	3/8	9/16-18	1/8-27	1.06	1.00	0.56	3128 psi	21.34
J49-64	28770F	3/8	9/16-18	1/4-18	1.06	1.09	0.54	1564 psi	7.95
J49F-66	28772F	3/8	9/16-18	3/8-18	1.15	1.22	0.74	1464 psi	14.57
J49F-68	28773F	3/8	9/16-18	1/2-14	1.22	1.47	0.90	1265 psi	24.64
J49F-86	28774F	1/2	3/4-16	3/8-18	1.25	1.22	0.81	1467 psi	21.25
J49F-88	28777F	1/2	3/4-16	1/2-14	1.31	1.47	0.90	1265 psi	18.15
J49F-812	28778F	1/2	3/4-16	3/4-14	1.4	1.59	0.89	2061 psi	45.57
J49F-108	28780F	5/8	7/8-14	1/2-14	1.45	1.47	0.88	1265 psi	30.03
J49F-128	28781F	3/4	1 1/16-12	1/2-14	1.66	1.56	1.08	1265 psi	61.22
J49F-1212	28783F	3/4	1 1/16-12	3/4-14	1.66	1.59	1.06	1084 psi	34.87
J49F-1612	28784F	1	1 5/16-12	3/4-14	1.88	1.77	1.32	1802 psi	56.67
J49F-1616	28786F	1	1 5/16-12	1-11 1/2	1.81	1.97	1.3	2361 psi	65.03

DL3B2 3F69CL GGL6A1 F23L2 EE48D3 EE46B2 FF45A2 F48C3 FF22C3 D49B1 D25B1 3F47C1


FEMALE ELBOW FORGED BODY



MAF #	REF #	TUBE OD	TUBE THREAD	A NPTF	M	N	WORKING PRESSURE	LIST
J50F-42	28973	1/4	7/16-20	1/8-27	1.08	0.66	2797 psi	15.29
J50F-44	28974	1/4	7/16-20	1/4-18	1.25	0.55	3066 psi	23.32
J50F-64	28975	3/8	9/16-18	1/4-18	1.23	0.88	2842 psi	22.22
J50F-88		1/2	3/4-16	1/2-14				26.00

B2502 EBF DTXB

45° FORGED ELBOW



• Swivel available

MAF #	REF #	TUBE OD	TUBE THREAD	A NPTF	M	N	Y	WORKING PRESSURE	LIST
J4945F-42	28722F	1/4	7/16-20	1/8-27	0.72	0.64	0.5	4367 psi	9.63
J4945F-44	28724F	1/4	7/16-20	1/4-18	0.81	0.84	0.53	3750 psi	12.89
J4945F-54	28728F	5/16	1/2-20	1/4-18	0.88	0.86	0.54		9.78
J4945F-62	28729F	3/8	9/16-18	1/8-27	0.83	0.65	0.63	3128 psi	30.53
J4945F-64	28731F	3/8	9/16-18	1/4-18	0.83	0.86	0.63	3128 psi	0.00
J4945F-66	28733F	3/8	9/16-18	3/8-18	0.91	0.95	0.81	3100 psi	0.00
J4945F-68	28734F	3/8	9/16-18	1/2-14	1.03	1.17	0.94	2826 psi	19.48
J4945F-86	28736F	1/2	3/4-16	3/8-18	0.98	0.95	0.75	2938 psi	13.52
J4945F-88	28738F	1/2	3/4-16	1/2-14	1.13	1.17	0.86	2826 psi	39.52
J4945F-108	28740F	5/8	7/8-14	1/2-14	1.13	1.08	0.88		19.92
J4945F-1212	28742F	3/4	1 1/16-12	3/4-14	1.28	1.2	1.13	2442 psi	68.83

B2503 FBC-F VTXB

WARNING: This product can expose you to chemicals, including lead, which are known to the State of California to cause cancer and birth defects or other reproductive harm. For more information, visit www.P65Warnings.ca.gov



INVERTED FLARE FITTINGS



Tube O.D.	1/8	3/16	1/4	5/16	3/8	7/16	1/2	5/8	3/4	7/8	1
Thread O.D. threads per inch	5/16-28	3/8-24	7/16-24	1/2-20	5/8-18	11/16-18	3/4-18	7/8-18	1-1/16-16	1-3/16-16	1-5/16-16

•Typical Application

Hydraulic brake, power steering, fuel lines and transmission cooler lines, LP and natural gas.

•Working Pressure Ranges

Temperature and type of tubing used are important factors. However, the following table is a

PSI	Tube O.D. (in.)	Tube Wall (in.)
2800	1/8	.030
1900	3/16	.030
1400	1/4	.030
1200	5/16	.032
1000	3/8	.032
750	1/2	.032
650	5/8	.035
550	3/4	.035

good guide for proper selection. Temperature 73°F with copper tubing:

•Vibration

Excellent resistance.

•Temperature Range

-65°F to +250°F (-53°C to +121°C) range at maximum operating pressures.

•Used With

Copper, brass, aluminum and steel hydraulic tubing that can be flared.

•Advantages

Very low cost and reusable. Seats and threads are internal and protected. Compact, excellent vibration life. Short nut affords very close tube bends. Steel or brass

tube nut.

•Tolerance

+/- .03 on all dimensions.

•Conformance

Meets specifications and standards of ASA, ASME, SAE and MS (Military Standards).

•Assembly Instructions

- 1-Cut tubing to desired length. Make sure all burrs are removed and the ends are cut square.
- 2- Slide nut on tube. Threaded end "A" of nut must face out.
- 3- Flare end of tube with a 45° flaring tool.
 - a- Measure flare diameter.
 - b- Examine flare for excessive thin out.
 - c- On thin wall, welded or brazed tubing, use double flare to prevent pinch-off and cracked flares.
- 4- Lubricate threads and assemble to fitting body. Nut should be turned hand tight.

STANDARD METRIC THREADS

Description Tube Size	Thread O.D.	Crest (Pitch)	Thread Description
Japanese 3/16"	10mm	1.0mm	M10 x 1.0
European 3/16"	10mm	1.0mm	M10 x 1.0
GM 6mm	12mm	1.0mm	M12 x 1.0
Fuel 5/16"	14mm	1.5mm	M14 x 1.5
Fuel 3/8"	16mm	1.5mm	M16 x 1.5

Measuring Metric Threads: Measure the O.D. of the threads and the crest to crest distance (pitch) in millimeters between threads.

Actual O.D. of male inverted flare threads

5/16"-28 2800 PSI 3/8"-24 1900 PSI 7/16"-24 1400 PSI 1/2"-20 1200 PSI 5/8"-18 1000 PSI

3/4"-18 750 PSI

7/8"-18 650 PSI

1-1/16"-16 550 PSI

1/8"

3/16"

1/4"

5/16"

3/8"

1/2"

5/8"

3/4"

WARNING: This product can expose you to chemicals, including lead, which are known to the State of California to cause cancer and birth defects or other reproductive harm. For more information, visit www.P65Warnings.ca.gov


INVERTED FLARE

BRASS FITTINGS

MADE IN THE USA

ZINC CHROMATE STEEL NUT

SAE# 040110

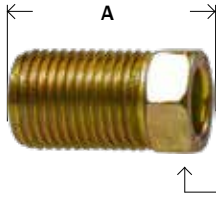


41IFS
41INS
04340

MAF #	REF #	SIZE	THREAD	A	HEX	APPROX. WT. LBS.	LIST
41IFS-2	12001	1/8"	5/16-28	0.52	0.31	0.01	3.01
41IFS-3	12002	3/16"	3/8-24	0.56	0.37	0.02	0.42
MA105X3X4	12018	3/16"	7/16-24	0.56	0.43	0.02	2.18
41IFS-4	12003	1/4"	7/16-24	0.56	0.43	0.02	0.49
41IFS-5	12004	5/16"	1/2-20	0.62	0.50	0.02	0.57
41IFS-6	12005	3/8"	5/8-18	0.66	0.62	0.03	0.95
41IFS-7	12000	7/16"	11/16-18	0.68	0.68	0.04	5.76
MA105X6X7	12011	3/8"	11/16-18	0.66	0.68	0.05	6.85
41IFS-8	12006	1/2"	3/4-18	0.74	0.75	0.08	3.23
41IFS-10	12007	5/8"	7/8-18	0.80	0.87	0.10	3.60
41IFS-12	12008	3/4"	1-1/16-16	0.88	1.06	0.10	6.38
41IFS-14	12083	7/8"	1-3/16-16	1.07	1.19	0.14	26.20
41IFS-16	12084	1"	1-5/16-16	1.18	1.375	0.21	27.65

121XXX 2105 41IFS 105 41W

LONG STEEL NUT



411NL
04330


FOR DOMESTIC LINES

MAF #	REF #	SIZE	A	HEX	APPROX. WT. LBS.	LIST
41IFS-3L	12009	3/16"	0.84	0.37	0.02	1.68
41IFS-4L	12010	1/4"	0.81	0.43	0.02	1.90

7896

INVERTED FLARE BRASS NUT

SAE# 040110



411FB
411NB
04341

MAF #	REF #	SIZE	A	HEX	APPROX. WT. LBS.	LIST
411FB-2	12012	1/8"	0.52	0.31	0.01	3.10
411FB-3	12013	3/16"	0.56	0.37	0.01	1.99
411FB-4	12014	1/4"	0.56	0.43	0.02	1.25
411FB-5	12015	5/16"	0.62	0.50	0.03	1.40
411FB-6	12016	3/8"	0.66	0.62	0.04	2.75
411FB-8	12017	1/2"	0.74	0.75	0.05	4.85
411FB-10		5/8"				8.24
411FB-12		3/4"				18.76
411FB-16		1"				29.20

2100 41IF 100 41IB

WARNING: This product can expose you to chemicals, including lead, which are known to the State of California to cause cancer and birth defects or other reproductive harm. For more information, visit www.P65Warnings.ca.gov

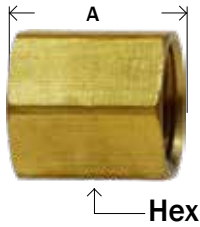
INVERTED FLARE

BRASS FITTINGS

MADE IN THE USA

UNION INTERNAL

SAE# 040101



421F
421N
04342

MAF #	REF #	INV. FLARE X INV. FLARE	A	HEX	APPROX. WT. LBS.	LIST
2302X2	12022	1/8"	0.59	0.40	0.02	4.94
421F-2		1/8"				4.94
2302X3	12023	3/16"	0.62	0.43	0.02	2.58
421F-3		3/16"				2.58
2302X4	12024	1/4"	0.62	0.50	0.03	3.12
421F-4		1/4"				2.75
2302X5	12025	5/16"	0.70	0.56	0.04	4.42
421F-5		5/16"				4.42
2302X6	12026	3/8"	0.80	0.75	0.08	4.87
421F-6		3/8"				4.87
2302X8	12027	1/2"	0.91	0.90	0.10	8.73
421F-8		1/2"				8.73
2302X10	12028	5/8"	1.31	1.06	0.22	19.00
421FR-32		3/16" X 1/8"				9.05
421FR-43		1/4" X 3/16"				8.32
421FR-53		5/16" X 3/16"				9.22
421FR-54		5/16" X 1/4"				9.49
421FR-64		3/8" X 1/4"				10.39
421FR-65		3/8" X 5/16"				10.39

302 2300 421FHD

FEMALE ADAPTER

SAE# 040103



461N
461N
04346

MAF #	REF #	INV. FLARE X FEMALE NPTF	A	HEX	APPROX. WT. LBS.	LIST
461F-22	12029	1/8" x 1/8"	0.716	0.50	0.03	10.51
461F-32	12032	3/16" x 1/8"	0.75	0.50	0.02	3.73
461F-42	12033	1/4" x 1/8"	0.75	0.53	0.02	3.64
461F-44	12030	1/4" x 1/4"	1.01	0.751	0.11	7.00
461F-52	12034	5/16" x 1/8"	0.78	0.59	0.04	8.41
461F-64	12035	3/8" x 1/4"	1.03	0.75	0.08	9.70
461F-66		3/8" x 3/8"				18.93
461F-74	12031	7/16" x 1/4"	1.06	0.81	0.11	21.75
461F-84	12037	1/2" x 1/4"	1.09	0.90	0.12	14.88
461F-86	12036	1/2" x 3/8"	1.10	0.90	0.12	13.91
461F-108	12039	5/8" x 1/2"	1.32	1.065	0.19	22.94
461F-1212	12099	3/4" x 3/4"	1.50	1.25	0.36	37.13

461FHD 252 46W

WARNING: This product can expose you to chemicals, including lead, which are known to the State of California to cause cancer and birth defects or other reproductive harm. For more information, visit www.P65Warnings.ca.gov

MID-AMERICA FITTINGS

INVERTED FLARE

BRASS FITTINGS

MADE IN THE USA

MALE ADAPTER

SAE# 040102



481N
481F
04348

MAF #	REF #	INV. FLARE X MALE NPTF	A	HEX	APPROX. WT. LBS.	LIST
48IF-22	12041	1/8" x 1/8"	0.63	0.40	0.02	4.56
48IF-32	12042	3/16" x 1/8"	0.70	0.43	0.02	2.30
48IF-34	12053	3/16" x 1/4"	0.72	0.56	0.04	5.52
2202X4	12043	1/4" x 1/8"	0.74	0.50	0.03	2.87
48IF-42		1/4" x 1/8"				2.31
2234X4	12044	1/4" x 1/4"	0.89	0.56	0.04	3.19
48IF-44		1/4" x 1/4"				2.46
48IF-46		1/4" x 3/8"				4.94
2200X5	12045	5/16" x 1/8"	0.79	0.56	0.03	2.98
2202X5		5/16" x 1/8"				4.71
48IF-52		5/16" x 1/8"				3.03
48IF-54	12046	5/16" x 1/4"	0.98	0.56	0.05	3.19
48IF-56	12055	5/16" x 3/8"	1.01	0.75	0.07	6.47
48IF-62	12047	3/8" x 1/8"	0.88	0.72	0.05	4.09
2202X6	12048	3/8" x 1/4"	1.02	0.75	0.06	3.95
48IF-64		3/8" x 1/4"				3.95
2236X6	12049	3/8" x 3/8"	1.02	0.75	0.08	4.92
48IF-66		3/8" x 3/8"				5.13
48IF-74	12104	7/16" x 1/4"	1.05	0.81	0.06	13.60
48IF-84	12038	1/2" x 1/4"	0.97	0.87	0.10	9.25
2202X8	12050	1/2" x 3/8"	1.06	0.87	0.08	7.00
48IF-86		1/2" x 3/8"				7.00
2202X8X8		1/2" x 1/2"				11.00
48IF-88	12051	1/2" x 1/2"	1.06	0.87	0.11	9.90
48IF-108	12052	5/8" x 1/2"	1.32	1.06	0.15	5.85
48IF-1012		5/8" x 3/4"				24.76
48IF-128	12105	3/4" x 1/2"	1.38	1.25	0.18	22.72
48IF-1212	12040	3/4" x 3/4"	1.39	1.25	0.24	29.00
48IF-1412	12107	7/8" x 3/4"	1.375	1.375	0.21	37.62
48IF-1612	12108	1" x 3/4"	1.62	1.50	0.37	53.50
48IF-1616		1" x 1"				52.37

2200 48IFHD 202 48W 200

MALE INVERTED FLARE UNIONS



MAF #	REF #	SIZE	A	HEX	APPROX. WT. LBS.	LIST
22IFS-43		1/4" x 3/16"				9.58
22IFS-53		5/16" x 3/16"				9.76
22IFS-54		5/16" x 1/4"				9.76
22IFS-64		3/8" x 1/4"				10.11
22IFS-65		3/8" x 5/16"				10.11

WARNING: This product can expose you to chemicals, including lead, which are known to the State of California to cause cancer and birth defects or other reproductive harm. For more information, visit www.P65Warnings.ca.gov

Dimension data can change without notice. Please call when dimensions are critical.

INVERTED FLARE

BRASS FITTINGS

MADE IN THE USA

ELBOW

SAE# 040202



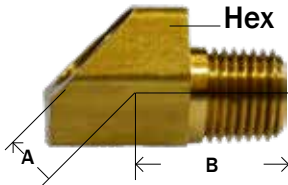
491N
491F
04349

MAF #	REF #	INV. FLARE X MALE NPTF	A	B	APPROX. WT. LBS.	LIST
491F-22	12057	1/8" x 1/8"	0.26	0.59	0.03	11.29
491F-32	12058	3/16" x 1/8"	0.26	0.61	0.03	3.15
2402X4	12059	1/4" x 1/8"	0.33	0.65	0.04	3.55
491F-42		1/4" x 1/8"				2.85
491FRH-42	12054*	1/4" x 1/8"	0.33	0.65	0.04	31.96
491F-44	12060	1/4" x 1/4"	0.28	0.82	0.06	4.18
491F-52	12061	5/16" x 1/8"	0.47	0.68	0.05	3.57
491F-54	12062	5/16" x 1/4"	0.45	0.85	0.08	8.45
491F-56	12082	5/16" x 3/8"	0.47	0.86	0.12	20.26
491F-62	12063	3/8" x 1/8"	0.54	0.76	0.14	8.62
2402X6	12064	3/8" x 1/4"	0.53	0.92	0.14	8.62
491F-64		3/8" x 1/4"				7.65
491F-66	12065	3/8" x 3/8"	0.50	0.94	0.12	13.43
491F-84	12114	1/2" x 1/4"	0.72	1.08	0.14	17.78
491F-86	12066	1/2" x 3/8"	0.59	1.03	0.16	13.78
491F-88	12067	1/2" x 1/2"	0.66	1.22	0.25	15.50
491F-106	12056	5/8" x 3/8"	0.67	1.09	0.20	34.76
491F-108	12068	5/8" x 1/2"	0.67	1.29	0.18	16.45
491F-128	12069	3/4" x 1/2"	0.80	1.39	0.42	61.29
491F-1212		3/4" x 3/4"				59.84
491F-1412	12080	7/8" x 3/4"	0.94	1.43	0.48	96.79
491F-1616	12081	1" x 1"	1.02	1.69	0.60	113.55

400 2400 2491FHD 402 2491F 49W

45° ELBOW

SAE# 040302



591F
941N
04394

MAF #	REF #	INV. FLARE X MALE NPTF	A	B	HEX	APPROX. WT. LBS.	LIST
591F-22	12070	1/8" x 1/8"	0.22	0.48	0.50	0.03	13.83
591F-32	12072	3/16" x 1/8"	0.25	0.55	0.53	0.02	18.55
591F-42	12073	1/4" x 1/8"	0.27	0.58	0.56	0.04	5.35
591F-52	12074	5/16" x 1/8"	0.36	0.56	0.62	0.06	9.22
591F-54	12075	5/16" x 1/4"	0.23	0.83	0.62	0.06	30.79
591F-62	12115	3/8" x 1/8"	0.34	0.87	0.87	0.09	18.38
591F-64	12076	3/8" x 1/4"	0.51	0.84	0.78	0.09	14.19
591F-86	12077	1/2" x 3/8"	0.38	0.91	0.84	0.11	14.02
591F-108	12079	5/8" x 1/2"	0.44	1.00	1.06	0.21	60.95

154 2352 2591FHD 352 94W



INVERTED FLARE

BRASS FITTINGS

MADE IN THE USA

UNION TEE

SAE# 040401



441F
441N
04344

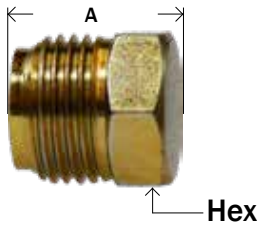
MAF #	REF #	SIZE	A	B	APPROX. WT. LBS.	LIST
441F-2	12085	1/8"	0.33	0.47	0.04	17.26
441F-3	12086	3/16"	0.39	0.55	0.04	5.99
441F-4	12087	1/4"	0.42	0.56	0.08	10.98
441F-5	12088	5/16"	0.45	0.63	0.09	11.74
441F-6	12089	3/8"	0.56	0.74	0.17	18.27
441F-8	12090	1/2"	0.67	0.88	0.24	33.47
441F-14		7/8"				73.14

2441FHD 702 441

STEEL PLUG

SAE# 040109

• cored



391N
391F
04399

Hex

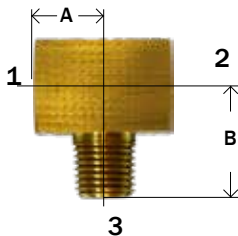


MAF #	REF #	SIZE	A	HEX	APPROX. WT. LBS.	LIST
391F-3	12091	3/16"	0.53	0.37	0.01	0.84
391F-4	12092	1/4"	0.54	0.43	0.02	1.11
391F-5	12093	5/16"	0.59	0.50	0.03	1.27
391F-6	12094	3/8"	0.66	0.62	0.04	3.24
Brass						
391FB-6	12095	3/8"	0.66	0.63	0.04	4.54
391FB-8	12096	1/2"	0.82	0.75	0.07	8.41
391FB-10	12097	5/8"	0.90	0.87	0.10	14.85
391FB-12	12098	3/4"	0.95	1.07	0.17	26.45

106 41IP 131 2131

MALE BRANCH TEE

SAE# 040425



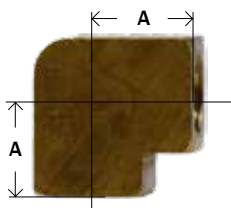
451F
451N
04345

MAF #	REF #	INV. FLARE X MALE NPTF (1&2)X3	A	B	APPROX. WT. LBS.	LIST
451F-32	12100	3/16" x 1/8"	0.41	0.60	0.04	8.28
451F-42	12101	1/4" x 1/8"	0.42	0.64	0.06	7.35
451F-52	12102	5/16" x 1/8"	0.47	0.68	0.07	12.10
451F-64	12103	3/8" x 1/4"	0.58	0.93	0.15	36.45

145 2451FHD 602 2600 600

FEMALE ELBOW

SAE# 040203



501F
501N
04350

MAF #	REF #	INV. FLARE X FEMALE NPTF	A	APPROX. WT. LBS.	LIST
501F-32		3/16" x 1/8"			13.94
501F-42	12110	1/4" x 1/8"	0.55	0.07	20.50
501F-52	12111	5/16" x 1/8"	0.51	0.08	25.11
501F-64	12112	3/8" x 1/4"	0.68	0.10	12.93
501F-86		1/2" x 3/8"			30.91

450

WARNING: This product can expose you to chemicals, including lead, which are known to the State of California to cause cancer and birth defects or other reproductive harm. For more information, visit www.P65Warnings.ca.gov



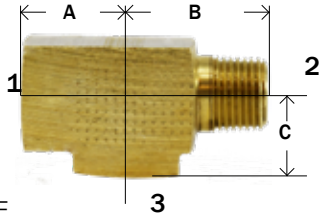
INVERTED FLARE

BRASS FITTINGS

MADE IN THE USA

MALE RUN TEE

SAE# 040424



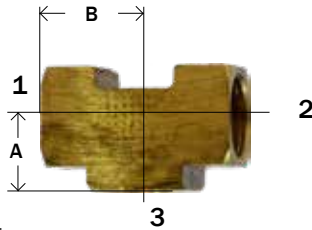
511F
511N
04351

MAF #	REF #	INV. FLARE X MALE NPTF (1&3)X2	A	B	C	APPROX. WT. LBS.	LIST
511F-32	12118	3/16" x 1/8"	0.53	0.72	0.39	0.06	42.26
511F-42	12119	1/4" x 1/8"	0.56	0.75	0.42	0.08	42.01
511F-52	12120	5/16" x 1/8"	0.62	0.85	0.45	0.10	20.92
511F-64	12121	3/8" x 1/4"	0.75	1.08	0.56	0.14	32.27
511F-86		1/2" x 3/8"					47.20

2511FHD 752 550 151

FEMALE BRANCH TEE

SAE# 040427



521F
521N
04352

MAF #	REF #	INV. FLARE X FEMALE NPTF (1&2)X3	A	B	APPROX. WT. LBS.	LIST
521F-32	12127	3/16" x 1/8"	0.39	0.55	0.06	21.58
521F-42		1/4" x 1/8"				23.87
521F-52	12129	5/16" x 1/8"	0.45	0.63	0.12	36.96
521F-64	12130	3/8" x 1/4"	0.56	0.74	0.17	32.27
521F-86		1/2" x 3/8"				47.20
521F-88		1/2" x 1/2"				49.40

2521FHD 652 136

FIPXMIPXINV FL TEE

MAF #	REF #	FIP X MIP X INV FL. SIZE	APPROX. WT. LBS.	LIST
531F-32		1/8" x 1/8" x 3/16"		15.76
531F-42		1/8" x 1/8" x 1/4"		32.35

WARNING: This product can expose you to chemicals, including lead, which are known to the State of California to cause cancer and birth defects or other reproductive harm. For more information, visit www.P65Warnings.ca.gov

MID-AMERICA FITTINGS

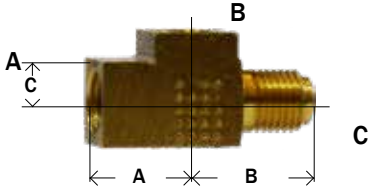


INVERTED FLARE

BRASS FITTINGS

MADE IN THE USA

TOWED TRAILER BRAKE TEE




127BT

MAF #	REF #	A	B	C	REF #	APPROX. WT. LBS.	LIST
MA7900	12147	3/16" 0.57	3/16" 0.76	3/16" 0.42	7900	0.08	12.27
MA7906	12145	3/16" (1/2-20) 0.68	3/16" (3/8-24) 0.94	3/16" (1/2-20) 0.47	7906	0.17	41.03
MA7933	12148	3/16" (9/16-18)	3/16" (3/8-24)	3/16" (9/16-18)	7933	0.10	32.64
MA7905	12144	3/16" (9/16-20) 0.82	3/16" (3/8-24) 0.94	3/16" (9/16-20) 0.47	7905	0.18	59.66
MA7914	12146	3/16" (7/16-24) 0.54	3/16" (3/8-24) 0.78	1/4" (7/16-24) 0.42	7914	0.08	...
MA7901	12150	1/4" 0.56	3/16" 0.77	1/4" 0.43	7901	0.10	33.23
MA7904	12149	1/4" (9/16-18) 0.81	3/16" (3/8-24) 0.93	1/4" (9/16-18) 0.50	7904	0.10	52.82
MA7898	12151	1/4" 0.56	1/4" 0.77	1/4" 0.43	7898	0.12	...

INVERTED FLARE AUTO FITTINGS

DUAL MASTER CYLINDER ADAPTER



MAF #	REF #	MALE FLARE X FEMALE INV.	A	HEX	REF #	APPROX. WT. LBS.	LIST
MA1441	12200	3/16" x 3/16"	1.00	0.50	1441	0.03	4.35
MA7897	12202	5/16" x 3/16"	0.96	0.68	7897	0.07	10.38

WARNING: This product can expose you to chemicals, including lead, which are known to the State of California to cause cancer and birth defects or other reproductive harm. For more information, visit www.P65Warnings.ca.gov

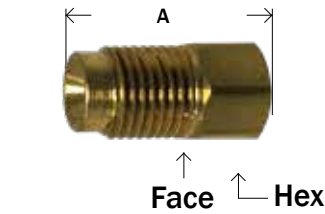


INVERTED FLARE

BRASS FITTINGS

MADE IN THE USA

DUAL MASTER CYLINDER ADAPTER



* Seals on hex face




48STA
6641N
6011N

MAF #	REF #	MALE INVERTED THREAD	FEMALE INVERTED THREAD	REF#	LIST
MA7911	12206	3/16(9/16-18)	3/16	7911	8.07
MA7913	12209	3/16(9/16-18)	3/16(1/2-20)	7913	7.47
MA7910	12207	3/16(9/16-20)	3/16	7910	6.48
MA7828	12210	3/16	1/4	7828	4.64
MA7818	12212	1/4	3/16	7818	4.74
MA7732	12214*	7/16-20	1/4	7732	9.02
MA7908	12211	1/4(9/16-18)	1/4	7908	7.67
MA7917	12215	1/4	5/16	7917	17.99
MA7817	12213*	5/16	3/16	7817	19.85
MA7909	12216	5/16	3/16	7909	5.62
MA7912	12208	5/16	3/16(9/16-18)	7912	7.39
MA7727	12218*	5/16	1/4	7727	8.04
MA7829	12220	5/16	1/4	7829	6.22
MA1074	12222*	5/16	5/16	1074	...
MA7915	12221	5/16	3/8	7915	7.14
MA7771	12224	3/8" NPTF	5/16	7771	18.40
MA7916	12217	3/8	5/16	7916	13.59

47W

CARBURETOR TO FUEL LINE ADAPTER - FORD




MAF #	REF #	FEMALE TUBE OD X MALE NPTF	A	HEX	REF #	APPROX. WT. LBS.	LIST
MA1513	12230	1/4"(1/2-20) x 1/8"	1.06	0.56	1513	0.04	20.30

1513

RESTRICTION PIPE ADAPTER

(.0625 ORIFICE)



MAF #	REF #	SIZE FIP X MIP	A	HEX	REF #	APPROX. WT. LBS.	LIST
MA1512	12310	1/8"	0.75	0.50	1512	0.02	8.53

1510

Dimension data can change without notice. Please call when dimensions are critical.

WARNING: This product can expose you to chemicals, including lead, which are known to the State of California to cause cancer and birth defects or other reproductive harm. For more information, visit www.P65Warnings.ca.gov

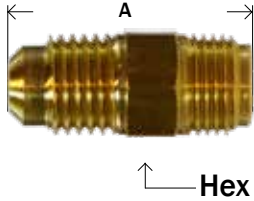
MID-AMERICA FITTINGS

INVERTED FLARE

BRASS FITTINGS

MADE IN THE USA

SAE FLARE X INVERTED FLARE

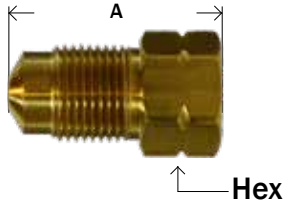


MAF #	REF #	SAE FLARE X INV. FLARE	A	HEX	REF #	APPROX. WT. LBS.	LIST
MA1518	12250	1/4" x 3/16"	1.03	0.43	1518	0.02	----
MA1522	12252	1/4" x 1/4"	1.03	0.43	1522	0.03	----
MA1553	12254	3/8" x 5/16"	1.34	0.63	1553	0.08	----
MA1563	12256	3/8" x 3/8"	1.37	0.63	1563	0.09	----
MA1554	12257	3/8" x 7/16"	1.40	0.68	1554	0.10	----

4205


METRIC HYDRAULIC BRAKE FITTINGS

METRIC ADAPTER



MAF #	REF #	BUBBLE MALE THREAD	TUBE O.D./ FEMALE THREAD	A	HEX	REF #	APPROX. WT. LBS.	LIST
MA1442	12335	M10x1.0	3/16"(3/8-24)	1.02	0.50	1442	0.02	5.44
MA7935	12326	M11x1.5	3/16"(M10x1.0)	1.06	0.50	7935	0.02	20.02
MA7936	12327	M12x1.0	3/16"(M10x1.0)	1.02	0.53	7936	0.04	19.32
MA7937	12328	M16x1.5	3/16"(M10x1.0)	1.02	0.56	7937	0.06	20.48

ADAPTER STANDARD TO METRIC BUBBLE



MAF #	REF #	FEMALE INV. FLARE SEAT	MALE METRIC BUBBLE FLARE	A	HEX	REF #	APPROX. WT. LBS.	LIST
MA7973	12336	3/16" (3/8-24)	11x1.5			7973		11.97
MA7970	12337	3/16" (3/8-24)	(3/16") (10x1.25)	1.00	0.50	7970	0.02	22.47
MA7972	12339	3/16" (3/8-24)	13x1.5	1.03	0.56	7972	0.04	24.63
MA7974	12341	3/16" (3/8-24)	12x1.0	1.02	0.53	7974	0.04	20.24

FEMALE X MALE ADAPTERS



MAF #	REF #	FEMALE STANDARD FLARE SEAT	MALE BUBBLE FLARE	MATERIAL	LIST
MA1330	12330	3/8-24 (3/16)	7/16-20	Steel	6.60




MAF #	REF #	TUBE OD/ FEMALE THREAD	INVERTED MALE THREAD	REF #	LIST
MA1443	12205	3/16 (3/8-24)	M10 x 1.0	1443	4.99



MAF #	REF #	FEMALE STANDARD FLARE	INVERTED MALE THREAD	MATERIAL	LIST
MA1329	12329	3/8-24 (3/16)	M9 x 1.0	Steel	9.80

METRIC UNION



MAF #	REF #	SIZE	A	HEX	REF #	APPROX. WT. LBS.	LIST
MA1594	12342	British Brake Lines 3/16 (3/8-24 Bubble)	0.87	0.50	1594	0.03	7.82
MA7975	12343	European Brake Lines 3/16"(10.0MM)	1.04	0.56	7975	0.04	19.00
MA7934A	12344	Japanese Brake Lines 3/16 (M10 x 1.0) Inverted	1.00	0.50	7934A	0.04	7.82
MA2345	12345	GM Brake Lines 6mm M12 x 1.0 Bubble	1.11	0.63		0.06	7.68

WARNING: This product can expose you to chemicals, including lead, which are known to the State of California to cause cancer and birth defects or other reproductive harm. For more information, visit www.P65Warnings.ca.gov

COMPRESSION FITTINGS

MADE
IN THE USA



These are NOT Lead Free
See pages 164-166 for Lead Free products

Tube O.D.	1/8	3/16	1/4	5/16	3/8	7/16	1/2	5/8	3/4	7/8
Thread Size-B	5/16-24	3/8-24	7/16-24	1/2-24	9/16-24	5/8-24	11/16-20	13/16-18	1-18	1-1/8-18
Working Pressure	400	400	300	300	200	200	200	150	100	75

• Typical Application

Use with copper, aluminum and thermoplastic tubing. Not recommended for steel tubing. Manufactured for low and medium pressure tubing connection work where excessive vibration or tube movement is not involved. Not recommended for application using gaseous media.

•Pressure

See table above for working pressures at 73°F.

•Vibration

Fair resistance - use long nut when greater vibration resistance is needed.

•Temperature Range

-65°F to +250°F (-53°C to +121°C) range at maximum operating pressures. (Refer to tubing temperature range.)

•Used With

Aluminum, copper, brass and plastic tubing. Plastic tubing requires insert. Not recommended for steel tubing.

• Tolerance

+/- .02 on all dimensions. Dimension data can change without notice. Please call us when dimensions are critical.

• Conformance

Meets specifications and standards of ASA, ASME and SAE.

•Assembly Instructions

- 1- Cut tubing to desired length.
- 2- Slide nut and then sleeve on tube. Threaded end "A" of nut must face toward fitting.
- 3- Insert tubing into fitting body. Be sure tubing is bottomed on fitting shoulder.
- 4- Lubricate threads and assemble nut to fitting body.
- 5- Tighten nut hand tight. From that point, tighten with a wrench the number of turns indicated in the chart below.

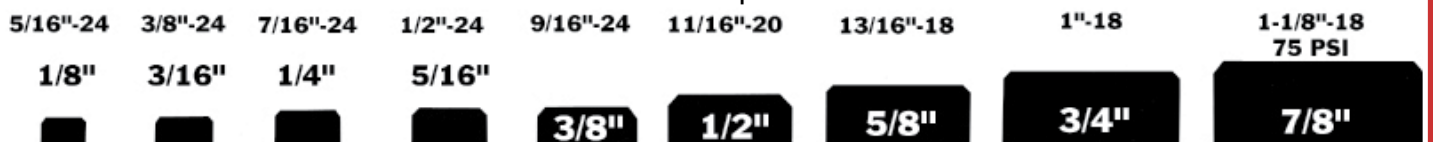
Tube Size	Additional Turns from Hand Tight
1/8" thru 1/4"	1-1/4"
5/16"	1-3/4"
3/8" thru 1"	2-1/4"

• "L" at the end of a Part# means Light Pattern

-These fittings are completely interchangeable with full pattern fittings, but have been modified in some way. This modification is usually in the length of the pipe threads. Used in plumbing and light industrial applications.

WARNING: This product can expose you to chemicals, including lead, which are known to the State of California to cause cancer and birth defects or other reproductive harm. For more information, visit www.P65Warnings.ca.gov

Actual Profile of Compression Threads



COMPRESSION

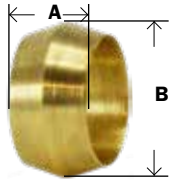
BRASS FITTINGS

MADE IN THE USA

BRASS SLEEVE

• FERRULES

SAE# 060115



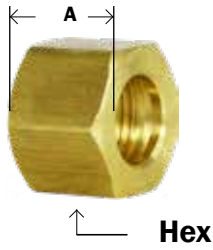
60
00060

MAF #	REF #	SIZE	A	B	APPROX. WT. LBS.	LIST
60-2	18001	1/8"	0.19	0.19	0.01	0.34
260X2		1/8"				0.34
60-3	18002	3/16"	0.22	0.27	0.01	0.36
260X3		3/16"				0.36
60-4	18003	1/4"	0.25	0.34	0.01	0.25
260X4		1/4"				0.25
60-5	18004	5/16"	0.25	0.41	0.01	0.30
260X5		5/16"				0.30
60-6	18005	3/8"	0.25	0.47	0.02	0.30
260X6		3/8"				0.30
60-7	18006	7/16"	0.31	0.53	0.02	0.83
260X7		7/16"				0.83
60-8	18007	1/2"	0.38	0.59	0.02	0.73
260X8		1/2"				0.73
60-10	18008	5/8"	0.38	0.71	0.03	0.84
260X10		5/8"				0.84
60-12	18009	3/4"	0.44	0.87	0.03	1.06
260X12		3/4"				1.93
60-14	18010	7/8"	0.41	0.99	0.03	1.12
260X16	18011	1"	0.55	1.16	0.03	6.95

60 260

BRASS NUT

SAE# 060110



61
00061

MAF #	REF #	SIZE	THREAD	A	HEX	APPROX. WT. LBS.	LIST
61-2		1/8"					0.97
261X2	18033	1/8"	5/16-24	0.38	0.37	0.01	0.97
61X3		3/16"					0.67
261X3	18034	3/16"	3/8-24	0.41	0.43	0.01	0.67
61-4	18035L	1/4"	7/16-24	0.44	0.50	0.02	0.85
261X4	18035	1/4"	7/16-24	0.44	0.50	0.02	0.85
61-5		5/16"					0.94
261X5	18036	5/16"	1/2-24	0.44	0.56	0.02	0.94
61-6	18037L	3/8"	9/16-24	0.47	0.62	0.04	1.46
261X6	18037	3/8"	9/16-24	0.47	0.62	0.04	1.46
61-7		7/16"					4.13
261X7	18038	7/16"	5/8-24	0.50	0.68	0.04	4.13
61-8	18039L	1/2"	11/16-20	0.56	0.75	0.04	4.58
261X8	18039	1/2"	11/16-20	0.62	0.81	0.04	3.02
61-10	18040L	5/8"	13/16-18	0.56	0.87	0.06	26.57
261X10	18040	5/8"	13/16-18	0.62	0.94	0.06	3.37
61-12		3/4"					4.45
261X12	18041	3/4"	1-18	0.68	1.12	0.08	4.45
61-14		7/8"					5.35
261X14	18042	7/8"	1-1/8 - 18	0.62	1.25	0.10	5.53
261X16	18043	1"		0.94	1.38	0.15	9.40

61 261



WARNING: This product can expose you to chemicals, including lead, which are known to the State of California to cause cancer and birth defects or other reproductive harm. For more information, visit www.P65Warnings.ca.gov

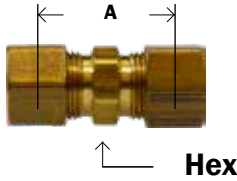
COMPRESSION

BRASS FITTINGS

MADE IN THE USA

UNION

SAE# 060101BA

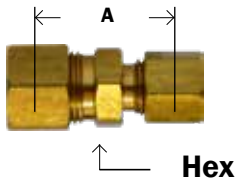


62
262
00062

MAF #	REF #	SIZE	A	HEX	APPROX. WT. LBS.	LIST
62-2		1/8"				5.15
262X2	18062	1/8"	0.64	0.31	0.03	5.15
62-3		3/16"				2.94
262X3	18063	3/16"	0.75	0.37	0.04	2.94
62-4	18064L	1/4"	0.79	0.43	0.06	3.10
262X4	18064	1/4"	0.81	0.43	0.06	3.10
62-5		5/16"				3.97
262X5	18065	5/16"	0.88	0.50	0.06	3.97
62-6	18066L	3/8"	0.96	0.56	0.09	3.88
262X6	18066	3/8"	0.98	0.56	0.10	3.88
62FC-6		3/8"				11.93
62-7	18067	7/16"	1.02	0.62	0.12	20.74
62-8	18068L	1/2"	1.06	0.68	0.16	9.79
262X8	18068	1/2"	1.25	0.68	0.16	9.79
62-10	18069L	5/8"	1.43	0.81	0.24	12.71
262X10	18069	5/8"	1.25	0.81	0.26	12.71
262X12	18070	3/4"	1.41	1.00	0.35	22.78
62-14	18071L	7/8"	1.03	1.12	0.34	20.37
262X14	18071	7/8"	1.00	1.12	0.36	20.37
262X16	18072	1"	1.78	1.38	0.58	72.29

M-62

REDUCING UNION



62R
00082

MAF #	REF #	SIZE	A	HEX	APPROX. WT. LBS.	LIST
62R-32		3/16" x 1/8"				13.04
62R-42	18076	1/4" x 1/8"	0.73	0.44	0.04	4.71
62R-43	18077	1/4" x 3/16"	0.78	0.44	0.06	8.52
62R-54	18078	5/16" x 1/4"	0.81	0.50	0.06	5.07
62R-64	18079	3/8" x 1/4"	0.90	0.56	0.10	7.68
262RX6X4		3/8" x 1/4"				7.68
62R-65	18080	3/8" x 5/16"	0.94	0.56	0.10	7.61
262RX8X4		1/2" x 1/4"				9.67
262RX8X6	18081	1/2" x 3/8"	1.03	0.68	0.12	8.67
62R-106	18082	5/8" x 3/8"	1.03	0.81	0.15	8.53
62R-108	18083	5/8" x 1/2"	1.16	0.81	0.18	9.39
262RX10X8		5/8" x 1/2"				9.39
62R-146	18085	7/8" x 3/8"	1.18	1.18	0.26	30.56
262RX14X8	18086	7/8" x 1/2"	1.21	1.18	0.24	28.90
262RX14X10	18084	7/8" x 5/8"	1.23	1.18	0.20	31.40
262RX14X12		7/8" x 3/4"				32.85

62-R

DRILLED THRU TANK UNION

00092

MAF #	SIZE	A	HEX	APPROX. WT. LBS.	LIST
62T-2	1/8"				8.65
62T-4	1/4"				7.12
62T-6	3/8"				6.11
62T-8	1/2"				8.53
62T-10	5/8"				14.27
62T-14	7/8"				32.71

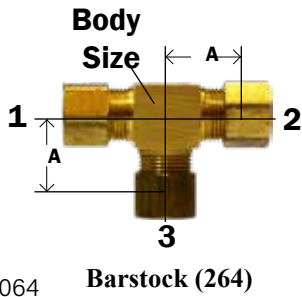
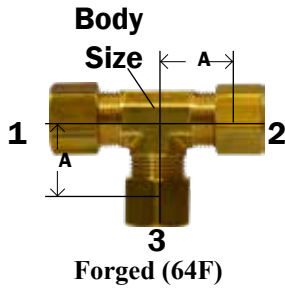
COMPRESSION

BRASS FITTINGS

MADE IN THE USA

TEE

SAE# 060401

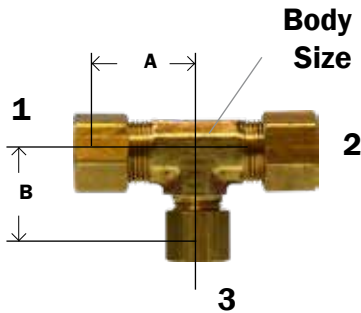


64
00064

MAF #	REF #	SIZE	A	BODY SIZE	APPROX. WT. LBS.	LIST
64F-2		1/8"				14.83
264X2	18101	1/8"	0.61	0.37	0.04	12.04
64F-3		3/16"				6.19
264X3	18102	3/16"	0.59	0.36	0.08	8.75
64F-4		1/4"				5.71
264X4	18103	1/4"	0.63	0.36	0.10	10.88
64F-5		5/16"				9.05
264X5	18104	5/16"	0.72	0.50	0.13	14.22
64F-6		3/8"				7.83
264X6	18105	3/8"	0.75	0.50	0.16	14.46
64F-7		7/16"				...
264X7	18106	7/16"	0.94	0.59	0.22	...
64F-8		1/2"				15.32
264X8	18107	1/2"	1.06	0.69	0.28	32.97
64F-10		5/8"				16.34
264X10	18108	5/8"	1.22	0.88	0.32	...
64F-12		3/4"				53.21
264X12	18109	3/4"	1.25	0.94	0.34	...
64F-14		7/8"				42.74
264X14	18010	7/8"				...
264X16	18011	1"				...

64 264C

FORGED REDUCING TEE

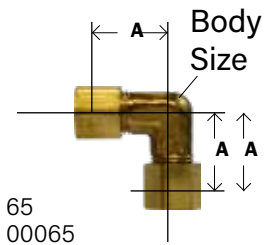


64R
00084

MAF #	REF #	SIZE 1 X 2 X 3	A	B	BODY SIZE	APPROX. WT. LBS.	LIST
64FR-442	18114	1/4" x 1/4" x 1/8"	0.62	0.59	0.38	0.09	8.19
64FR-446	18110	1/4" x 1/4" x 3/8"	0.69	0.75	0.50	0.14	18.13
64FR-554		5/16" x 5/16" x 1/4"					12.74
64FR-644	18111	3/8" x 1/4" x 1/4"	0.75	0.69	0.50	0.12	11.14
64FR-664	18115	3/8" x 3/8" x 1/4"	0.75	0.69	0.50	0.14	8.18
64FR-884	18116	1/2" x 1/2" x 1/4"	0.94	0.81	0.59	0.16	15.47
64FR-886	18117	1/2" x 1/2" x 3/8"	0.94	0.81	0.59	0.24	16.64
64FR-10106	18118	5/8" x 5/8" x 3/8"	1.06	0.94	0.69	0.28	19.90
64FR-10108	18119	5/8" x 5/8" x 1/2"	1.06	1.06	0.69	0.30	22.04

64-R

UNION ELBOW SAE# 060201



65
00065

MAF #	REF #	SIZE	A	BODY SIZE	APPROX. WT. LBS.	LIST
265X2	18122B	1/8"	0.62	0.35	0.04	...
265X3	18123	3/16"	0.61	0.37	0.06	7.25
265X4	18124	1/4"	0.66	0.38	0.08	...
265X5	18125	5/16"	0.69	0.47	0.09	...
265X6	18126	3/8"	0.72	0.43	0.12	...
265X8	18127	1/2"	0.94	0.59	0.19	...
65F-10	18128	5/8"	1.06	0.72	0.26	11.43
65F-12	18129	3/4"	1.19	0.94	0.48	28.89
65F-14	18130	7/8"	1.25	0.94	0.44	32.00

65 BSE2 165C 265C

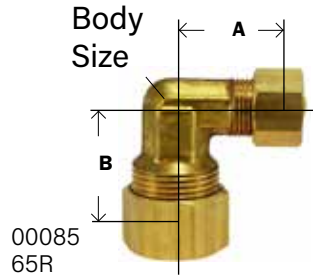
WARNING: This product can expose you to chemicals, including lead, which are known to the State of California to cause cancer and birth defects or other reproductive harm. For more information, visit www.P65Warnings.ca.gov

COMPRESSION

BRASS FITTINGS

MADE IN THE USA

REDUCING ELBOW - FORGED




MAF #	REF #		A	B	BODY SIZE	APPROX. WT. LBS.	LIST
65FR-64	18135	3/8" x 1/4"	0.69	0.75	0.47	0.12	11.28
65FR-86	18136	1/2" x 3/8"	0.88	0.94	0.59	0.15	12.41
65R-106	18137	5/8" x 3/8"	0.88	0.97	0.56	0.18	8.85
65R-108		5/8" x 1/2"					

65-R

FEMALE ADAPTER

SAE# 060103



66

MAF #	REF #	COMP. X FEMALE NPTF	A	HEX	APPROX. WT. LBS.	LIST
66-22	18142	1/8" x 1/8"	0.75	0.56	0.02	3.66
66-32	18143	3/16" x 1/8"	0.78	0.56	0.04	4.75
66-34	18144	3/16" x 1/4"	0.96	0.68	0.04	11.12
66-42	18145L	1/4" x 1/8"	0.84	0.50	0.05	3.01
266X4	18145	1/4" x 1/8"	0.78	0.56	0.05	3.01
66-44	18146L	1/4" x 1/4"	0.88	0.62	0.09	4.15
266X4X4	18146	1/4" x 1/4"	1.03	0.68	0.09	6.83
66-46		1/4" x 3/8"				7.02
66-48	18148	1/4" x 1/2"	1.02	0.87	0.12	17.67
66S-410*		1/4" x 5/8"				7.33
66-52	18149	5/16" x 1/8"	0.81	0.56	0.05	4.45
66-54	18150	5/16" x 1/4"	0.91	0.62	0.06	6.22
66-56		5/16" x 3/8"				8.22
66-62	18152	3/8" x 1/8"	0.88	0.56	0.06	4.35
66-64	18153L	3/8" x 1/4"	0.97	0.62	0.08	5.44
266X6	18153	3/8" x 1/4"	1.06	0.68	0.08	7.33
66-66	18154L	3/8" x 3/8"	1.03	0.75	0.08	3.82
266X6X6	18154	3/8" x 3/8"	1.06	0.81	0.10	7.97
66-68	18155	3/8" x 1/2"	1.12	1.00	0.08	6.25
66S-610*		3/8" x 5/8"				7.02
66-612	18156	3/8" x 3/4"	1.19	1.16	0.14	18.01
66-84	18157	1/2" x 1/4"	1.09	0.68	0.10	11.65
66-86	18158L	1/2" x 3/8"	0.94	0.81	0.12	9.02
266X8	18158	1/2" x 3/8"	1.12	0.81	0.12	9.49
66-88	18159L	1/2" x 1/2"	1.19	1.00	0.12	7.16
266X8X8	18159	1/2" x 1/2"	1.31	1.00	0.12	14.73
66T-88**		1/2"				5.37
66S-810*		1/2" x 5/8"				12.24
66-812	18160	1/2" x 3/4"	1.25	1.16	0.18	17.23
66-106		5/8" x 3/8"				12.95
66-108	18162L	5/8" x 1/2"	1.20	0.94	0.18	7.86
266X10	18162	5/8" x 1/2"	1.38	1.00	0.18	12.86
66-1012	18163	5/8" x 3/4"	1.20	1.12	0.22	11.29
66-128	18164	3/4" x 1/2"	1.25	1.06	0.26	20.38
66-1212	18165	3/4" x 3/4"	1.28	1.19	0.28	29.47
66-148	18167	7/8" x 1/2"	1.28	1.19	0.32	19.62
66-1412	18166	7/8" x 3/4"	1.31	1.12	0.34	23.56

• More sizes available online

* Comp x SWT

** Drilled thru

WARNING: This product can expose you to chemicals, including lead, which are known to the State of California to cause cancer and birth defects or other reproductive harm. For more information, visit www.P65Warnings.ca.gov

MID-AMERICA FITTINGS

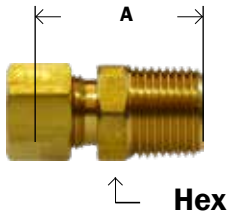
COMPRESSION

BRASS FITTINGS

MADE IN THE USA

MALE ADAPTER

SAE# 060102



68
00068

MAF #	REF #	COMP. X MALE NPTF	A	HEX	APPROX. WT. LBS.	LIST
68-21	18175	1/8" x 1/16"	0.78	0.37	0.02	9.05
268X2	18176	1/8" x 1/8"	0.78	0.43	0.04	...
68-32		3/16" x 1/8"				2.09
268X3	18177	3/16" x 1/8"	0.84	0.43	0.04	2.20
68-34	18178	3/16" x 1/4"	0.94	0.56	0.06	5.33
68-42	18179L	1/4" x 1/8"	0.88	0.56	0.04	2.29
268X4	18179	1/4" x 1/8"	0.88	0.43	0.04	2.29
68-44	18180L	1/4" x 1/4"	0.94	0.56	0.05	2.47
268X4X4	18180	1/4" x 1/4"	1.06	0.56	0.06	3.50
268X4X6	18181	1/4" x 3/8"	1.03	0.68	0.08	...
268X4X8	18182	1/4" x 1/2"	1.09	0.81	0.10	...
68-52		5/16" x 1/8"				2.93
268X5	18183	5/16" x 1/8"	0.91	0.50	0.05	2.93
68-54	18184L	5/16" x 1/4"	1.01	0.56	0.06	3.60
268X5X4	18184	5/16" x 1/4"	1.09	0.56	0.06	3.82
68-56	18185	5/16" x 3/8"	1.06	0.68	0.07	6.36
68-58	18186	5/16" x 1/2"	1.14	0.87	0.10	17.93
68-62	18187L	3/8" x 1/8"	0.94	0.56	0.06	4.30
268X6X2	18187	3/8" x 1/8"	0.97	0.56	0.06	4.51
68-64	18188L	3/8" x 1/4"	1.03	0.56	0.06	3.82
268X6X4	18188	3/8" x 1/4"	1.16	0.56	0.07	...
68-66	18189L	3/8" x 3/8"	1.09	0.68	0.08	4.18
268X6X6	18189	3/8" x 3/8"	1.14	0.69	0.08	4.90
68-68	18190L	3/8" x 1/2"	1.19	0.88	0.12	5.85
268X6X8	18190	3/8" x 1/2"	1.34	0.87	0.13	6.67
68LP-68		3/8" x 1/2"				4.85
68-612	18191	3/8" x 3/4"	1.29	1.06	0.16	11.74
268X7	18192	7/16" x 1/4"	1.06	0.62	0.10	11.59
68-76	18204	7/16" x 3/8"	1.10	0.68	0.12	9.47
68-84	18193L	1/2" x 1/4"	1.09	0.69	0.11	7.13
268X8X4	18193	1/2" x 1/4"	1.22	0.68	0.11	7.94
68-86	18194L	1/2" x 3/8"	1.16	0.68	0.12	6.25
268X8	18194	1/2" x 3/8"	1.16	0.69	0.12	5.85
68-88	18195L	1/2" x 1/2"	1.09	0.81	0.12	6.52
268X8X8	18195	1/2" x 1/2"	1.41	0.87	0.19	8.63
68-812	18196	1/2" x 3/4"	1.38	1.06	0.22	9.04
68-104	18216	5/8" x 1/4"	1.21	0.87	0.22	8.29
268X10X6	18197	5/8" x 3/8"	1.22	0.87	0.24	...
68-108	18198	5/8" x 1/2"	1.12	0.81	0.24	8.23
268X10		5/8" x 1/2"				13.66
68-1012	18199	5/8" x 3/4"	1.31	1.06	0.26	9.49
68-128	18200	3/4" x 1/2"	1.44	1.00	0.26	13.17
68-1212	18201	3/4" x 3/4"	1.50	1.06	0.26	12.91
68-148	18202	7/8" x 1/2"	1.18	1.12	0.26	21.08
68-1412	18203	7/8" x 3/4"	1.22	1.12	0.28	11.74
68-1416	18205	7/8" x 1"	1.67	1.37	0.32	59.96
68-1612	18206	1" x 3/4"	1.95	1.37	0.44	61.41
68-1616	18207	1" x 1"	2.00	1.38	0.48	68.60

WARNING: This product can expose you to chemicals, including lead, which are known to the State of California to cause cancer and birth defects or other reproductive harm. For more information, visit www.P65Warnings.ca.gov

68

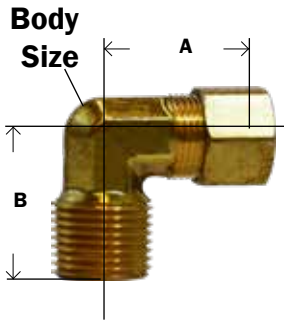
COMPRESSION

BRASS FITTINGS

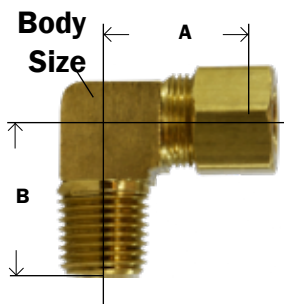
MADE IN THE USA

MALE ELBOW

SAE# 060202



Forged (69F)



Barstock (269)

69
00069

MAF #	REF #	COMP. X MALE NPTF	A	B	BODY SIZE	APPROX. WT. LBS.	LIST
269X2X1	18219	1/8" x 1/16"	0.59	0.73	0.34	0.02	8.07
69F-22	18220	1/8" x 1/8"	0.59	0.75	0.34	0.02	7.06
269X2	18220B*	1/8" x 1/8"	0.60	0.67	0.43	0.04	3.85
69F-32	18221	3/16" x 1/8"	0.63	0.72	0.34	0.04	4.72
269X3	18221B*	3/16" x 1/8"	0.62	0.69	0.43	0.06	3.65
69F-34	18223	3/16" x 1/4"	0.60	0.81	0.39	0.05	5.54
269X3X4	18223B*	3/16" x 1/4"	0.65	0.85	0.41	0.08	7.86
69F-42	18224	1/4" x 1/8"	0.60	0.75	0.37	0.06	4.09
69-42		1/4" x 1/8"					3.37
269X4	18224B*	1/4" x 1/8"	0.62	0.75	0.43	0.06	3.73
69F-44	18225	1/4" x 1/4"	0.65	0.94	0.36	0.08	4.45
269X4X4	18225B*	1/4" x 1/4"	0.61	0.81	0.56	0.08	4.33
69F-46	18226	1/4" x 3/8"	0.75	0.91	0.47	0.08	6.29
269X4X6	18226B	1/4" x 3/8"					16.13
69F-48	18227	1/4" x 1/2"	0.81	1.13	0.56	0.12	10.42
69F-52	18228	5/16" x 1/8"	0.66	0.75	0.47	0.06	5.46
269X5	18228B*	5/16" x 1/8"	0.62	0.75	0.42	0.06	5.00
69F-54	18229	5/16" x 1/4"	0.66	0.81	0.47	0.07	5.41
269X5X4	18229B*	5/16" x 1/4"	0.69	0.84	0.57	0.08	7.10
69F-56	18230	5/16" x 3/8"	0.75	0.91	0.47	0.10	6.37
69F-58	18231	5/16" x 1/2"	0.84	1.12	0.56	0.12	10.22
69F-62	18232	3/8" x 1/8"	0.72	0.66	0.39	0.06	4.36
269X6X2	18232B*	3/8" x 1/8"	0.69	0.69	0.57	0.06	7.49
69F-64	18233	3/8" x 1/4"	0.75	0.82	0.46	0.08	5.85
269X6	18233B*	3/8" x 1/4"	0.75	0.94	0.57	0.08	6.07
69-66	18234	3/8" x 3/8"	0.81	0.94	0.46	0.10	6.43
269X6X6	18234B*	3/8" x 3/8"	0.71	0.83	0.69	0.10	10.18
69F-68	18235	3/8" x 1/2"	0.87	1.12	0.56	0.14	12.40
269X6X8	18235B*	3/8" x 1/2"	0.88	1.16	0.94	0.14	20.07
69S-610**		3/8" x 5/8"					7.32
69F-612	18248	3/8" x 3/4"	1.03	1.19	0.81	0.18	12.92
269X6X12	18248B*	3/8" x 3/4"	1.03	1.20	0.86	0.16	17.92
69F-74	18247	7/16" x 1/4"	0.84	1.00	0.56	0.14	10.97
69F-76		7/16" x 3/8"					11.95
69F-84	18236	1/2" x 1/4"	0.88	0.97	0.56	0.14	8.86
269X8X4	18236B*	1/2" x 1/4"	0.85	0.94	0.07	0.17	13.71
69F-86	18237	1/2" x 3/8"	0.88	1.03	0.56	0.19	7.99
269X8	18237B*	1/2" x 3/8"	0.94	1.12	0.70	0.19	11.35
69F-88	18238	1/2" x 1/2"	0.94	1.13	0.59	0.17	9.04
269X8X8	18238B*	1/2" x 1/2"	0.94	1.31	0.86	0.17	18.01
69F-812	18239	1/2" x 3/4"	1.16	1.25	0.81	0.18	19.31
69F-106	18240	5/8" x 3/8"	1.06	1.12	0.68	0.18	9.65
269X10X6		5/8" x 3/8"					17.58
69F-108	18241	5/8" x 1/2"	1.06	1.16	0.68	0.20	10.45
269X10	18241B*	5/8" x 1/2"	1.06	1.31	0.86	0.20	...
69F-1012	18242	5/8" x 3/4"	1.16	1.31	0.81	0.24	16.61
69F-128	18243	3/4" x 1/2"	1.19	1.31	0.94	0.26	17.91
69F-1212	18245	3/4" x 3/4"	1.19	1.38	0.94	0.30	20.26
69F-148		7/8" x 1/2"					35.45
69F-1412	18246	7/8" x 3/4"	1.25	1.38	0.94	0.35	31.05

* Barstock

** Compression x SWT

69 269C BSE1 169C

WARNING: This product can expose you to chemicals, including lead, which are known to the State of California to cause cancer and birth defects or other reproductive harm. For more information, visit www.P65Warnings.ca.gov

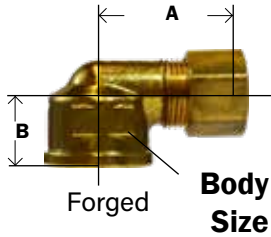
COMPRESSION

BRASS FITTINGS

MADE IN THE USA

FEMALE ELBOW

SAE# 060203



70

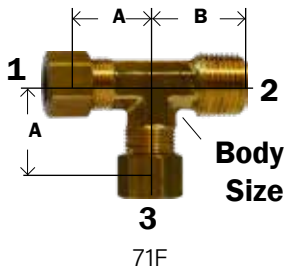
MAF #	REF #	COMP. X FEMALE NPTF	A	B	BODY SIZE	APPROX. WT. LBS.	LIST
70F-22	18251	1/8" x 1/8"	0.69	0.56	0.56	0.04	9.02
270X2*	18251B*	1/8" x 1/8"	0.69	0.60	0.57	0.06	8.15
70F-32	18252	3/16" x 1/8"	0.69	0.47	0.56	0.04	5.35
270X3*	18252B*	3/16" x 1/8"	0.60	0.60	0.58	0.07	7.76
70F-42	18253	1/4" x 1/8"	0.69	0.47	0.56	0.06	5.31
270X4*	18253B*	1/4" x 1/8"	0.69	0.56	0.56	0.06	6.40
70F-44	18254	1/4" x 1/4"	0.75	0.50	0.72	0.08	6.25
270X4X4*	18254B*	1/4" x 1/4"	0.72	0.85	0.68	0.13	7.89
70F-46	18267	1/4" x 3/8"	0.81	0.58	0.81	0.08	10.93
70F-48	18268	1/4" x 1/2"	0.89	0.66	1.00	0.10	11.28
70F-52	18255	5/16" x 1/8"	0.72	0.84	0.47	0.08	9.85
70F-54	18256	5/16" x 1/4"	0.78	0.50	0.72	0.09	9.61
70F-62	18257	3/8" x 1/8"	0.75	0.84	0.47	0.10	7.65
70F-64	18258	3/8" x 1/4"	0.84	0.59	0.75	0.10	6.76
270X6*		3/8" x 1/4"					9.99
70F-66	18259	3/8" x 3/8"	0.88	0.58	0.81	0.12	7.80
70F-68	18260	3/8" x 1/2"	0.97	0.66	1.00	0.14	8.95
70F-612	18250	3/8" x 3/4"	1.09	0.72	1.25	0.18	14.28
70F-84	18261	1/2" x 1/4"	1.06	0.70	0.88	0.18	12.44
70F-86	18262	1/2" x 3/8"	1.00	0.70	0.88	0.16	10.38
270X8*	18262B	1/2" x 3/8"					29.20
70F-88	18263	1/2" x 1/2"	1.03	0.72	1.00	0.20	10.71
70F-812	18270	1/2" x 3/4"	1.16	0.72	1.25	0.23	15.38
70F-106	18269	5/8" x 3/8"	1.09	0.77	1.00	0.20	15.75
70F-108	18264	5/8" x 1/2"	1.09	0.77	1.00	0.22	12.24
270X10		5/8" x 1/2"					...
70DE-108**		5/8" x 1/2"					22.71
70F-1012	18265	5/8" x 3/4"	1.22	0.77	1.25	0.24	16.81
70F-128	18266	3/4" x 1/2"	1.25	1.25	0.94	0.28	27.51

* Barstock

** Drop ear elbow

70 270C BSE3 170C

FORGED MALE RUN TEE



71

00071

MAF #	REF #	COMP. X MALE NPTF (1&3) X 2	A	B	BODY SIZE	APPROX. WT. LBS.	LIST
71F-22	18272	1/8" x 1/8"	0.63	0.69	0.36	0.06	7.09
271X2*		1/8" x 1/8"					14.85
71F-32	18273	3/16" x 1/8"	0.63	0.69	0.36	0.07	7.09
271X3*	18273B*	3/16" x 1/8"	0.63	0.69	0.36	0.06	13.41
71F-42	18274	1/4" x 1/8"	0.63	0.75	0.36	0.08	6.12
271X4*	18274B*	1/4" x 1/8"	0.63	0.75	0.36	0.07	16.79
71F-44	18275	1/4" x 1/4"	0.69	0.88	0.44	0.10	7.23
71F-52	18276	5/16" x 1/8"	0.72	0.75	0.50	0.10	9.53
271X5*		5/16" x 1/8"					22.33
71F-54	18277	5/16" x 1/4"	0.75	0.88	0.44	0.10	9.25
71F-62	18278	3/8" x 1/8"	0.75	0.75	0.50	0.14	10.24
71F-64*	18279	3/8" x 1/4"	0.79	0.87	0.44	0.18	7.93
271X6*	18280	3/8" x 1/4"	0.88	1.00	0.47	0.20	16.79
71F-66	18281	3/8" x 3/8"	0.94	1.09	0.59	0.24	12.21
71F-86	18282	1/2" x 3/8"	0.97	1.19	0.69	0.26	14.88
71F-88	18283	1/2" x 1/2"	1.06	1.31	0.69	0.28	19.41
71F-108	18284	5/8" x 1/2"	1.22	1.34	0.88	0.30	18.11
71F-128		3/4" x 1/2"					42.95
71F-1212		3/4" x 3/4"					52.66

* Barstock

71 171C BST3

WARNING: This product can expose you to chemicals, including lead, which are known to the State of California to cause cancer and birth defects or other reproductive harm. For more information, visit www.P65Warnings.ca.gov

COMPRESSION

BRASS FITTINGS

MADE IN THE USA

MALE BRANCH TEE

SAE# 060425



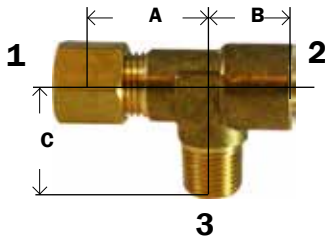
72
00072

MAF #	REF #	COMP. X MALE NPTF (1&2) X 3	A	B	BODY SIZE	APPROX. WT. LBS.	LIST
72F-22	18289	1/8" x 1/8"					12.18
272X2*	18289B	1/8" x 1/8"					14.85
272X3	18290	3/16" x 1/8"	0.63	0.69	0.36	0.08	...
72F-42	18291	1/4" x 1/8"	0.62	0.75	0.36	0.10	6.61
272X4*	18291B*	1/4" x 1/8"	0.64	0.73	0.45	0.10	11.32
72F-44	18292	1/4" x 1/4"	0.69	0.86	0.44	0.10	7.66
272X4X4*	18292B	1/4" x 1/4"					23.81
72F-52	18293	5/16" x 1/8"	0.72	0.75	0.50	0.11	7.66
72F-54	18294	5/16" x 1/4"	0.75	0.88	0.44	0.12	8.57
272X5*	18294B	5/16" x 1/4"					17.58
72F-62	18295	3/8" x 1/8"	0.75	0.75	0.50	0.14	10.23
72F-64	18296	3/8" x 1/4"	0.78	0.88	0.44	0.16	7.84
272X6*	18296B	3/8" x 1/4"					19.94
72F-66	18297	3/8" x 3/8"	0.78	0.97	0.47	0.18	11.49
72F-68	18298	3/8" x 1/2"	0.88	1.22	0.69	0.20	17.59
72F-84	18304	1/2" x 1/4"	0.94	0.97	0.59	0.22	15.21
272X8*	18299B*	1/2" x 3/8"	0.96	1.09	0.70	0.24	28.57
72F-86	18299	1/2" x 3/8"	0.94	1.12	0.59	0.24	14.56
72F-88	18300	1/2" x 1/2"	0.97	1.19	0.69	0.30	18.40
72F-108	18301	5/8" x 1/2"	1.06	1.31	0.69	0.32	20.73
72F-128	18302	3/4" x 1/2"	1.22	1.34	0.88	0.50	46.07
72F-1212	18303	3/4" x 3/4"	1.25	1.50	0.88	0.54	43.37

* Barstock

72 **BST1 172C**

TEE - COMP X FIP X MIP



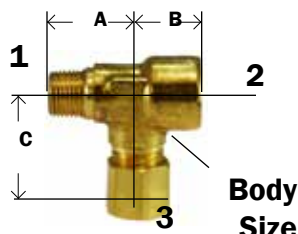
75
273 BARSTOCK
00075

MAF #	REF #	COMP. X FEMALE NPTF X MALE NPTF 1X(2&3)	A	B	C	APPROX. WT. LBS.	LIST
273X4*		1/4" x 1/8"					6.76
273X6*		3/8" x 1/4"					13.94
75F-42	18307	1/4" x 1/8"	0.72	0.53	0.72	0.20	8.25

* Barstock

BST3

ADAPTER TEE & GAUGE TEE



76
00076

MAF #	REF #	MALE NPTF X FEMALE NPTF X COMP. 3 X (1&2)	A	B	C	BODY SIZE	APPROX. WT. LBS.	LIST
276X2*		1/8" x 1/8"						16.25
276X3*		3/16" x 1/8"						21.13
76F-42	18314	1/4" x 1/8"	0.72	0.53	0.72	0.47	0.08	9.13
276X4*		1/4" x 1/8"						9.95
2905X4**		5/16" x 1/4"						12.55
76F-64	18316	3/8" x 1/4"	0.84	0.97	0.81	0.47	0.10	...

* Barstock

** Gauge tee

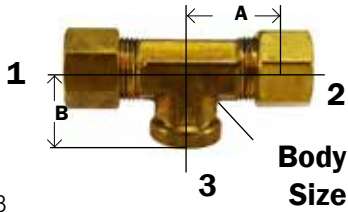
76 **176C**

COMPRESSION

BRASS FITTINGS

MADE IN THE USA

FEMALE BRANCH FORGED TEE



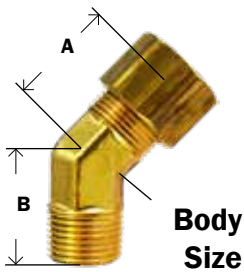
78
00078

MAF #	REF #	COMP. X FEMALE NPTF (1&2)X3	A	B	BODY SIZE	APPROX. WT. LBS.	LIST
78-42	18321	1/4" x 1/8"	0.78	0.75	0.45	0.10	7.86
78-44	18328	1/4" x 1/4"	0.78	0.75	0.44	0.12	12.28
78-62	18325	3/8" x 1/8"	0.75	0.63	0.50	0.12	10.21
78-64	18322	3/8" x 1/4"	0.81	0.97	0.47	0.14	12.37
78-66	18323	3/8" x 3/8"	0.97	0.69	1.05	0.16	18.48
78-82	18326	1/2" x 1/8"	0.94	0.75	0.59	0.20	16.18
78-86	18324	1/2" x 3/8"	1.00	0.72	0.88	0.22	24.33
78-102	18327	5/8" x 1/8"	1.06	0.81	0.69	0.26	21.95

78 **BST4 77 177C 2908**

45° ELBOW

SAE# 060302



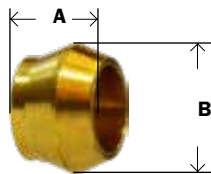
6945
00095

MAF #	REF #	COMP. X MALE NPTF	A	B	BODY SIZE	APPROX. WT. LBS.	LIST
6945F-32	18329	3/16" x 1/8"	0.40	0.63	0.41	0.04	6.11
6945F-42	18330	1/4" x 1/8"	0.40	0.61	0.41	0.04	5.61
273X4*	18330B	1/4" x 1/8"					6.76
6945F-44	18336	1/4" x 1/4"	0.59	0.84	0.53	0.06	8.23
6945F-52	18331	5/16" x 1/8"	0.59	0.65	0.53	0.06	9.03
6945F-54	18332	5/16" x 1/4"	0.59	0.83	0.53	0.08	9.56
6945F-64	18333	3/8" x 1/4"	0.62	0.83	0.53	0.08	7.35
273X6*	18333B	3/8" x 1/4"					13.94
6945F-66	18338	3/8" x 3/8"	0.75	0.95	0.59	0.10	20.01
6945F-86	18334	1/2" x 3/8"	0.75	0.88	0.59	0.14	9.09
6945F-88	18339	1/2" x 1/2"	0.94	1.14	0.75	0.14	17.65
6945F-108	18335	5/8" x 1/2"	0.78	1.14	0.78	0.14	18.78

* Barstock

6945 **45BSE1 74 179C 273 77**

COMPRESSION PLUG

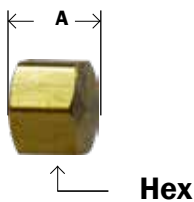


60CP
60CSP
00039

MAF #	REF #	SIZE	A	B	APPROX. WT. LBS.	LIST
60CSP-4	18028	1/4"	0.30	0.34	0.01	2.69
60CSP-6	18029	3/8"	0.31	0.47	0.04	2.18
60CSP-5	18032	5/16"	0.40	0.40	0.01	4.61
60CSP-8	18030	1/2"	0.34	0.59	0.06	3.02
60CSP-10	18031	5/8"	0.45	0.72	0.04	6.57

CSP

CAP



61CC
61CX
00081

MAF #	REF #	SIZE	A	HEX	APPROX. WT. LBS.	LIST
61CC-2		1/8"				4.69
61CC-3		3/16"				4.75
61CC-4	18047	1/4"	0.44	0.50	0.02	1.48
61CC-6	18048	3/8"	0.40	0.62	0.04	1.75
61CC-8	18049	1/2"	0.48	0.75	0.06	3.88
61CC-10	18050	5/8"	0.56	0.94	0.10	6.58
61CC-12		3/4"				10.93

61-CC **N5CT**

WARNING: This product can expose you to chemicals, including lead, which are known to the State of California to cause cancer and birth defects or other reproductive harm. For more information, visit www.P65Warnings.ca.gov

COMPRESSION

BRASS FITTINGS

MADE IN THE USA

BULKHEAD UNIONS

SAE# 060101



62BH
00083

MAF #	REF #	SIZE	A	HEX 1	HEX 2	APPROX. WT. LBS.	LIST
62BH-3		3/16"					11.47
62BH-4	18088	1/4"	1.58	0.56	0.56	0.10	9.19
62BH-5		5/16"					27.68
62BH-6	18090	3/8"	1.76	0.68	0.68	0.14	25.36
62BH-8	18093	1/2"	2.01	1.000	0.94	0.32	37.54
62BH-10		5/8"					48.39

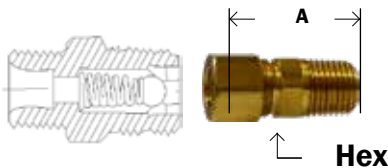
62BH 75 274

BULKHEAD LOCKNUT



MAF #	SIZE	LIST
61LN-2	1/8"	6.76
61LN-3	3/16"	7.53
61LN-4	1/4"	6.05
61LN-5	5/16"	7.53
61LN-6	3/8"	6.70
61LN-8	1/2"	30.01
61LN-10	5/8"	13.48

BALL CHECK VALVE - MIN. WORKING PRESSURE 3 PSI.

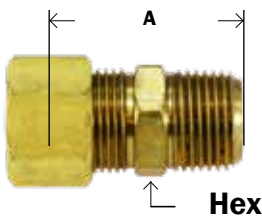


63
00063

MAF #	REF #	TUBE OD X MALE NPTF	A	HEX	APPROX. WT. LBS.	LIST
63-22	18092	1/8" x 1/8"	0.78	0.44	0.04	12.41
63-32		3/16" x 1/8"				20.92
63-42	18094	1/4" x 1/8"	0.88	0.44	0.04	13.01
63-52		5/16" x 1/8"				23.85
63-64	18096	3/8" x 1/4"	1.16	0.56	0.08	17.19

63 263 63A

TANK ADAPTER DRILLED THRU (NO STOP)



68T
00088

MAF #	REF #	COMP. X MALE NPTF	A	HEX	APPROX. WT. LBS.	LIST
68T-22		1/8" x 1/8"				4.33
68T-32		3/16" x 1/8"				4.13
68T-34		3/16" x 1/4"				6.76
68T-42	18208	1/4" x 1/8"	0.88	0.43	0.04	3.57
68T-44	18209	1/4" x 1/4"	0.99	0.56	0.05	3.79
68T-46		1/4" x 3/8"				5.99
68T-48		1/4" x 1/2"				7.60
68T-54		5/16" x 1/4"				7.67
68T-56		5/16" x 3/8"				7.51
68T-64	18210	3/8" x 1/4"	1.16	0.56	0.05	4.99
68T-66	18211	3/8" x 3/8"	1.09	0.68	0.08	4.54
68T-68	18212	3/8" x 1/2"	1.19	0.87	0.10	6.64
68T-76		7/16" x 3/8"				10.85
68T-86	18213	1/2" x 3/8"	1.22	0.68	0.12	8.96
68T-88	18214	1/2" x 1/2"	1.09	0.81	0.14	7.25
68T-108	18215	5/8" x 1/2"	1.12	0.81	0.18	8.55
68T-1012		5/8" x 3/4"				9.80
68T-1212		3/4" x 3/4"				17.60
68T-1416		7/8" x 1"				28.22

68-T 682C 80F

COMPRESSION

BRASS FITTINGS

MADE IN THE USA

COMP X FLARE

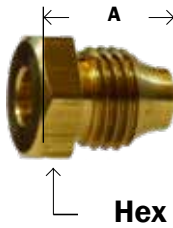
MAF #	COMP X FLARE	LIST
6242CF-44	1/4" x 1/4"	6.52
6242CF-46	1/4" x 3/8"	9.49
6242CF-66	3/8" x 3/8"	12.36
6242CF-68	3/8" x 1/2"	14.65
6242CF-88	1/2" x 1/2"	...

DOUBLE COMPRESSION THREADED SLEEVE FITTINGS

- Use with aluminum and copper tubing or plastic tubing with internal tube support. Not recommended for steel tubing.
- Easy to assemble, no flaring, two piece construction.
- For use on oil, air, water and grease lubrication systems.
- When design makes a dimension critical, contact us for information.

Tube OD	1/8	3/16	1/4	5/16	3/8
Thread	5/16-24	3/8-24	7/16-24	1/2-20	9/16-20
Working Pressure	500	500	500	250	250

NUT



181
00881

MAF #	REF #	SIZE	A	HEX	APPROX. WT. LBS.	LIST
26100X2	16001	1/8"	0.50	0.37	0.02	1.26
26100X2LH		1/8"				1.66
26100X3	16002	3/16"	0.53	0.43	0.02	2.35
26100X4	16003	1/4"	0.56	0.50	0.04	3.12
26100X5	16004	5/16"	0.61	0.56	0.04	3.62
26100X6	16005	3/8"	0.61	0.62	0.04	4.09
26100X8	16006	1/2"	0.90	0.69	0.05	9.34
	16007	5/8"	1.07	0.88	0.06	

181 6100 11

MALE ADAPTER



188
26200
00888

MAF #	REF #	THRD SLEEVE X MALE NPTF	A	HEX	APPROX. WT. LBS.	LIST
26200X2X21	16117	1/8" x *	0.62	0.43	0.02	14.14
26200X2	16118	1/8" x 1/8"	0.62	0.43	0.02	2.80
26100X2LH		1/8" x 1/8"				???
26200X3	16119	3/16" x 1/8"	0.69	0.43	0.02	3.53
26200X3X4		3/16" x 1/4"				7.24
26200X4	16121	1/4" x 1/8"	0.75	0.50	0.04	3.13
26200X4X4	16120	1/4" x 1/4"	1.06	0.56	0.05	6.57
26200X5	16122	5/16" x 1/8"	0.89	0.56	0.04	6.11
26200X5X4	16125	5/16" x 1/4"	1.09	0.56	0.05	7.82
26200X6	16123	3/8" x 1/4"	0.84	0.62	0.06	8.83

* 1/4 - 28 Male Thread Tapered.

188 6200 12

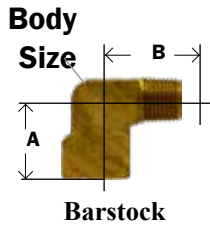
WARNING: This product can expose you to chemicals, including lead, which are known to the State of California to cause cancer and birth defects or other reproductive harm. For more information, visit www.P65Warnings.ca.gov

DOUBLE COMPRESSION

BRASS FITTINGS

MADE IN THE USA

90° ELBOW




189
26400
00889

MAF #	REF #	THRD SLEEVE X MALE NPTF	A	B	BODY SIZE	APPROX. WT. LBS.	LIST
26400X2X21	16127	1/8" x *	0.50	0.52	0.41	0.02	10.80
26400X2	16128	1/8" x 1/8"	0.50	0.66	0.43	0.02	15.94
16400X2WN		1/8" x 1/8"					27.22
26400X2X6		1/8" x 3/8"					19.15
26400X3	16129	3/16" x 1/8"	0.56	0.62	0.44	0.02	35.96
26400X4	16130	1/4" x 1/8"	0.52	0.62	0.50	0.04	25.14
26400X5	16131	5/16" x 1/8"	0.75	0.81	0.56	0.09	26.36
26400X6	16133	3/8" x 1/4"	0.88	1.00	0.56	0.13	29.20

* 1/4 - 28 Male Thread Tapered

189 6400 15

BREAK-AWAY NUT



181SP
21604
00880

• 1-Piece Fiting

MAF #	REF #	SIZE	A	HEX	APPROX. WT. LBS.	LIST
26104X2	16009	1/8"	0.66	0.31	0.02	8.18
26104X3	16090	3/16"	0.57	0.37	0.02	8.98
26104X4	16010	1/4"	0.62	0.43	0.02	2.23
26104X5	16011	5/16"	0.77	0.50	0.04	9.51
26104X6	16012	3/8"	0.84	0.56	0.04	11.11
26104X8		1/2"				15.80

181-BA 21604 99LB 81LB

BRASS SPLIT SLEEVE D.O.T. FITTINGS (5/32 O.D.)

TRANSMISSION BRASS FITTINGS OR PRECISION GRIP FITTINGS

APPLICATIONS: Used with SAE J844 Type A nylon tube in pressure protected air transmission applications.
TECHNICAL DATA: Maximum working pressure up to 150 PSI. Fittings will withstand variations from -40°F to +220°F (-40°C to + 104°C)

Ideally suited for use in passive protected air transmission applications. A specially designed slotted sleeve helps eliminate notch stress related to over torque. **25 prefix parts do not have a stake, use 38 REF # with white sealant only.**

COLLET



MAF #	REF #	TUBE O.D.	LIST
280X50	38711/ 83002	5/32"	1.76
280X2	25001/ 83001	1/8"	1.77
280X3	25002	3/16"	4.25
280X4	25003	1/4"	4.88

60TF 560 SF60 1460 90791 280 90946

NUT



MAF #	REF #	TUBE O.D.	LIST
281X50	38732	5/32"	2.11
281X2	25033	1/8"	1.99
281X3		3/16"	5.53
281X4		1/4"	4.09
281X6		3/8"	5.85
281X8		1/2"	8.14
281X10		5/8"	14.28

61TF 561 SF61 1461 90790 281 90885

SPLIT SLEEVE FITTINGS

BRASS FITTINGS

MADE IN THE USA

DOUBLE END UNION



MAF #	REF #	TUBE O.D.	LIST
283X50S	38761/ 84102	5/32"	16.16
283X2	25062/ 84101	1/8"	9.43
283X4	25064	1/4"	14.44

1462 90792 283 90891

CONNECTOR WITH NUT AND SLEEVE



68TF
568

MAF #	REF #	TUBE O.D.	PIPE THREAD	LIST
282X51S	38769/ 84003	5/32"	1/16"	10.68
282X51SN		5/32"	1/16"	11.28
282X52S	38770/ 84004	5/32"	1/8"	10.11
282X52SN		5/32"	1/8"	9.59
282X2X1	25175/ 84001	1/8"	1/16"	10.67
282X2X1N		1/8"	1/16"	11.30
282X2	25176/ 84002	1/8"	1/8"	9.66
282X2N		1/8"	1/8"	10.26
282X3	25177	3/16"	1/8"	13.63
282X3X4		3/16"	1/4"	16.67
282X4	25179	1/4"	1/8"	12.91

• Shipped with nut and split sleeve, picture shows insert 1468 90794 282 90985

ELBOW



284

MAF #	REF #	TUBE O.D.	PIPE THREAD	LIST
284X51S		5/32"	1/16"	...
284X51SN	38715	5/32"	1/16"	11.55
284X52S		5/32"	1/8"	11.30
284X52SN	38718/ 85001	5/32"	1/8"	11.30
284X2	25220/ 85002	1/8"	1/8"	8.82
284X2N		1/8"	1/8"	9.02
284X2X1	25219	1/8"	1/16"	11.19
284X2X1N		1/8"	1/16"	11.79
284X3	25221	3/16"	1/8"	15.36
284X4	25224	1/4"	1/8"	18.89
284X4X4		1/4"	1/4"	22.94

569 269TF

SELF-ALIGN SLEEVES



MAF #	REF #	SIZE	LIST
260X2M	27001	1/8"	0.94
260X3M	27002	3/16"	0.95
260X4M	27003	1/4"	0.85
260X6M		3/8"	0.94
260X8M		1/2"	2.56

MAF #	REF #	SIZE	LIST
260X6M	27005	3/8"	???
260X8M	27006	1/2"	???

860 601

860

WARNING: This product can expose you to chemicals, including lead, which are known to the State of California to cause cancer and birth defects or other reproductive harm. For more information, visit www.P65Warnings.ca.gov




SPECIAL COMPRESSION ASSEMBLIES

BRASS FITTINGS

MADE IN THE USA

DELTRIN SLEEVE



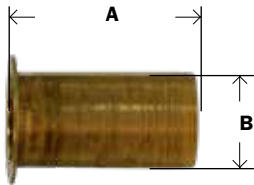
60P

MAF #	REF #	SIZE	A	B	APPROX. WT. LBS.	LIST
60P-4	18015	1/4"	0.19	0.37	0.01	0.07
60P-5	18016	5/16"	0.19	0.43	0.01	1.16
60P-6	18017	3/8"	0.19	0.50	0.02	0.25
60P-8	18018	1/2"	0.25	0.63	0.02	0.52
60P-10	18019	5/8"	0.22	0.74	0.02	0.22

60-P

BRASS INSERT

• SLEEVE



61P
63P

MAF #	REF #	SIZE	A	B	APPROX. WT. LBS.	WALL	LIST
295X50		5/32					...
63P-2	22008	1/8"	0.46	0.080	0.01	.016	0.78
295X2	22008A	1/8"	0.465	0.073	0.01	.023	1.84
63P-3	22009	3/16"	0.45	0.135	0.01	.025	0.88
295X3							1.57
63P-4	22010	1/4"	0.50	0.163	0.02	.04	0.44
295X4							0.97
63P-5	22011	5/16"	0.53	0.187	0.02	.062	0.78
295X5							1.21
63P-6	22012	3/8"	0.56	0.250	0.03	.062	0.68
295X6							...
63P-8	22013	1/2"	0.72	0.370	0.03	.062	0.84
295X8							2.70
63P-10	22014	5/8"	0.72	0.483	0.03	.062	1.80
295X10							4.41
63P-12	22015	3/4"	1.03	0.563	0.03	.03	5.38
295X12							...
63P-16		1"					17.58

63-BI 60AE 2030 63PT

LONG NUT COMPRESSION - CAN BE ASSEMBLED ON ANY COMPRESSION FITTING



161

MAF #	REF #	SIZE	A	HEX	APPROX. WT. LBS.	LIST
21611X4	24003	1/4"	0.75	0.50	0.02	2.08
21611X5	24004	5/16"	0.84	0.56	0.02	1.62
21611X6	24005	3/8"	0.97	0.62	0.04	3.16
21611X8	24006	1/2"	1.06	0.81	0.06	8.14
21611X10	24007	5/8"	1.19	0.94	0.11	8.09
21611X12	24008	3/4"	1.50	1.25	0.14	16.50

161

WARNING: This product can expose you to chemicals, including lead, which are known to the State of California to cause cancer and birth defects or other reproductive harm. For more information, visit www.P65Warnings.ca.gov

MID-AMERICA FITTINGS

CAPTIVE SLEEVE

BRASS FITTINGS

MADE IN THE USA

PRECISION GRIP SLEEVES

MAF #	TUBE O.D.	PIPE THREAD	LIST
601X2	1/8"		0.99
601X3	3/16"		0.96
601X4	1/4"		0.95
601X5	5/16"		1.20
601X6	3/8"		0.83
601X8	1/2"		2.41
601X10	5/8"		6.44
601X12	3/4"		7.81
601X16	1"		11.83

PRECISION GRIP NUTS

MAF #	TUBE O.D.	PIPE THREAD	LIST
611X2	1/8"		0.78
611X3	3/16"		0.86
611X4	1/4"		1.02
611X5	5/16"		1.21
611X6	3/8"		1.40
611X8	1/2"		2.90
611X10	5/8"		7.90
611X12	3/4"		9.85

PRECISION GRIP INSERTS

MAF #	REF #	TUBE O.D.	PIPE THREAD	LIST
295X2	22008A	1/8"		1.84
295X3		3/16"		1.57
295X4		1/4"		0.97
295X5		5/16"		1.21
295X8		1/2"		2.70
295X10		5/8"		4.41
295X10P		5/8"		4.81
296X4		1/4"		4.88

CAPTIVE SLEEVE NUT61SA
61CS

MAF #	REF #	SIZE	LIST
261CAX2	26001	1/8"	2.39
261CAX3	26002	3/16"	2.92
261CAX4	26003	1/4"	2.03
61CS-4		1/4"	2.03
261CAX5	26004	5/16"	2.06
261CAX6	26005	3/8"	2.58
261CAX8	26007	1/2"	3.82
61CS-8		1/2"	3.82
261CAX10	26008	5/8"	11.85
61CS-10		5/8"	6.97

WARNING: This product can expose you to chemicals, including lead, which are known to the State of California to cause cancer and birth defects or other reproductive harm. For more information, visit www.P65Warnings.ca.gov



CAPTIVE SLEEVE

BRASS FITTINGS

MADE IN THE USA

UNION

62SA



MAF #	REF #	SIZE	LIST
62CS-2	26062	1/8"	5.53
62CS-3	26063	3/16"	4.54
62CS-4	26064	1/4"	3.70
62CS-5	26065	5/16"	4.35
62CS-6	26066	3/8"	4.27
62RCS-64	26079	3/8" x 1/4"	11.56
62CS-8	26068	1/2"	10.93

CS62 62CA

TEE

64SA



MAF #	REF #	SIZE	LIST
64FCS-3	26102	3/16"	14.85
64FCS-4	26103	1/4"	9.04
64FCS-6	26105	3/8"	11.13

CS64 164CA

FEMALE ADAPTER

66SA



MAF #	REF #	COMP. X FEMALE NPTF	LIST
66CS-22	26142	1/8" x 1/8"	5.85
66CS-42	26145	1/4" x 1/8"	3.25
66CS-44	26146	1/4" x 1/4"	4.23
66CS-64	26153	3/8" x 1/4"	5.76

CS66 66CA

MALE ADAPTER

68SA



MAF #	REF #	COMP. X MALE NPTF	LIST
68CS-21	26175	1/8" x 1/16"	10.84
68CS-22	26176	1/8" x 1/8"	4.09
68CS-32	26177	3/16" x 1/8"	4.18
68CS-34	26178	3/16" x 1/4"	7.51
68CS-42	26179	1/4" x 1/8"	3.53
268CSX4X4	26180	1/4" x 1/4"	5.44
68CS-44	26180L	1/4" x 1/4"	4.27
68CS-46	26181	1/4" x 3/8"	5.85
68CS-48	26182	1/4" x 1/2"	6.76
68CS-52	26183	5/16" x 1/8"	4.67
68CS-54	26184	5/16" x 1/4"	5.62
68CS-64	26188	3/8" x 1/4"	4.18
68CS-66	26189	3/8" x 3/8"	4.60
68CS-68	26190	3/8" x 1/2"	8.32
68CS-84	26193	1/2" x 1/4"	9.94
68CS-86	26194	1/2" x 3/8"	7.68
68CS-88	26195	1/2" x 1/2"	7.79
68CS-108	26198	5/8" x 1/2"	16.67

CS68 68CA

WARNING: This product can expose you to chemicals, including lead, which are known to the State of California to cause cancer and birth defects or other reproductive harm. For more information, visit www.P65Warnings.ca.gov

MID-AMERICA FITTINGS

CAPTIVE SLEEVE COMPRESSION

BRASS FITTINGS

MADE IN THE USA

MALE ELBOW

69SA



MAF #	REF #	COMP X MALE NPTF	LIST
69FCS-22	26220	1/8" x 1/8"	9.04
269CS-22	26220B	1/8" x 1/8"	
269CS-32	26221B	3/16" x 1/8"	
69FCS-32	26221	3/16" x 1/8"	...
269CS-42	26224B	1/4" x 1/8"	
69FCS-42	26224	1/4" x 1/8"	...
69FCS-34	26223	3/16" x 1/4"	...
69FCS-44	26225	1/4" x 1/4"	...
269CS-44	26225B	1/4" x 1/4"	...
69FCS-46	26226	1/4" x 3/8"	...
69FCS-52	26228	5/16" x 1/8"	...
69FCS-54	26229	5/16" x 1/4"	...
69FCS-62	26232	3/8" x 1/8"	6.52
69FCS-64	26233	3/8" x 1/4"	6.52
269CS-64	26233B	3/8" x 1/4"	
69FCS-66	26234	3/8" x 3/8"	7.06
69FCS-68	26235	3/8" x 1/2"	...
69FCS-86	26237	1/2" x 3/8"	...
69FCS-88	26238	1/2" x 1/2"	...

CS69 169CA

MALE BRANCH TEE


72SA



MAF #	REF #	COMP X MALE NPTF (1&2) X 3	LIST
72FCS-42	26291	1/4" x 1/8"	7.92
72FCS-44	26292	1/4" x 1/4"	...
72FCS-52	26293	5/16" x 1/8"	...
72FCS-64	26296	3/8" x 1/4"	9.14

CS72 172CA

CAPTIVE SLEEVE X MALE PIPE ANGLE NEEDLE VALVE



MAF #	REF #	COMP X MALE PIPE	LIST
103CCS	26011	1/4" x 1/8"	18.96
1102CCS	26014	5/16" x 1/4"	79.00

CAPTIVE SLEEVE X CAPTIVE SLEEVE NEEDLE VALVE



MAF #	REF #	COMP X COMP	LIST
106CCS	26021	1/4"	9.74
113CCS	26023	3/8"	19.94


WARNING: This product can expose you to chemicals, including lead, which are known to the State of California to cause cancer and birth defects or other reproductive harm. For more information, visit www.P65Warnings.ca.gov

Flareless FITTINGS

Flareless Brass Tube Fittings are Interchangeable with Poly-Flo®, Poly-Tite® and Poly-Line® and Poly-Fit®



Built-in SS
Tube Support

Tube O.D.	1/8	3/16	1/4	5/16	3/8	1/2
Thread Size-B	5/16-24	3/8-24	3/8-24	7/16-24	1/2-24	1 1/16-20

•Typical Application

Pneumatic instrumentation circuits, lubricant and cooling lines.

•Working Pressure and Temperature Ranges

Up to 150 PSI from 0°F to + 150°F with thermoplastic tubing. Up to 300 PSI from 0°F to + 175°F with soft metal tubing.

•Maximum allowable metal tube wall thickness for use with Poly-Tite fittings:

1/8", 3/16" O.D. --no limitation,
1/4" O.D.--.035 5/16", 3/8", 1/2" O.D.--.049

•Vibration

Excellent Resistance.

•Temperature Range

Depends on tubing used. -65°F to +250°F (-53°C to +121°C) with brass sleeve, -40°F to +150°F (-40°C to +66°C) with plastic sleeve. (Refer to tubing temperature range.)

•Used With

Aluminum & copper tubing. Hard plastic tubing requires brass sleeve. Not recommended for steel tubing.

• Tolerance

+/- .02 on all dimensions. Dimension data can change without notice. Please call us when dimensions are critical.

sions are critical.

•Advantages

No flaring of tubing required. Easy installation, captive sleeve, pre-assembled for installation and can be reassembled. Nuts rotate around the sleeve during tightening, preventing twisting of tubing.

•Assembly Instructions

- 1- Cut tubing to desired length.
- 2- Slide nut/sleeve assembly on tube. Threaded end "A" of nut must face toward fitting.
- 3- Bottom tubing into fitting.
- 4- Plastic sleeve - Tighten nut hand tight.
Brass Sleeve - Tighten nut hand tight, then an additional 3/4 turn.

* Note: 1/8 and 3/16 sizes have brass sleeves

Save 5% by ordering online at
www.midlandindustries.com



FLARELESS

BRASS FITTINGS

MADE IN THE USA

NUT AND PLASTIC SLEEVE ASSEMBLY - WHITE SLEEVE



MP61P
261PF


MAF #	REF #	TUBE O.D.	THREAD	A	HEX (DIA.)	APPROX. WT. LBS.	LIST
MP61P-4	20211	1/4"	3/8-24	0.34	0.43	0.02	1.55
MP61P-5	20212	5/16"	7/16-24	0.45	0.50	0.02	2.74
MP61P-6	20213	3/8"	1/2-24	0.38	0.56	0.04	...
MP61P-8	20214	1/2"	11/16-20	0.42	0.81	0.04	...

261PF 1261 61PN

NUT AND PLASTIC SLEEVE ASSEMBLY - BLACK SLEEVE

MAF #	REF #	TUBE O.D.	THREAD	A	HEX (DIA.)	APPROX. WT. LBS.	LIST
MP61P-4BLK		1/4"					1.65
MP61P-5BLK		5/16"					2.93
MP61P-6BLK		3/8"					2.14
MP61P-8BLK		1/2"					3.55

NUT/BLACK SLEEVE ASSEMBLY




MP62
262PF

MAF #	REF #	TUBE O.D.	A	HEX	APPROX. WT. LBS.	LIST
MP62-2	20240	1/8"	0.66	0.31	0.02	7.99
MP62-3	20241	3/16"	0.75	0.37	0.04	8.75
MP62-4	20242	1/4"	0.69	0.37	0.04	4.95
MP62-5	20243	5/16"	0.69	0.44	0.04	10.20
MP62-6	20244	3/8"	0.72	0.50	0.10	10.22
MP56-64	20200	3/8" x 1/4"	0.72	0.50	0.08	14.85
MP62-8	20245	1/2"	0.84	0.69	0.14	15.43
MP56-86		1/2" x 3/8"				22.45

262PF 1262 62P 262P

BULKHEAD UNION




MP82
282PF

MAF #	REF #	TUBE O.D.	A	HEX	APPROX. WT. LBS.	LIST
MP82-4	20337	1/4"	1.25	0.56	0.06	11.62
MP82-5	20338	5/16"	1.25	0.62	0.08	19.43
MP82-6	20339	3/8"	1.31	0.69	0.10	16.25
MP82-8		1/2"				27.14

62PBH 329P 282P

UNION TUBE #M62C - FLARELESS X STANDARD COMPRESSION



MP62C
262PFC

MAF #	REF #	TUBE O.D.	A	HEX 1	HEX 2	APPROX. WT. LBS.	LIST
MP62C-4	20235	1/4"	0.75	0.44	0.50	0.04	9.14
MP62C-5		5/16"					14.38
MP62C-6	20237	3/8"	0.84	0.62	0.62	0.08	14.80

262S 62PCA 262PC


WARNING: This product can expose you to chemicals, including lead, which are known to the State of California to cause cancer and birth defects or other reproductive harm. For more information, visit www.P65Warnings.ca.gov

FLARELESS

BRASS FITTINGS

MADE IN THE USA

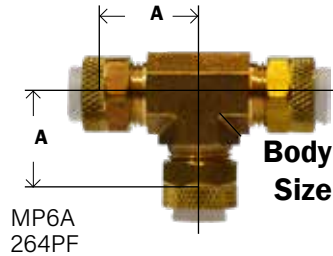
BULKHEAD UNION - FLARELESS X COMPRESSION



MAF #	REF #	TUBE O.D.	A	HEX	APPROX. WT. LBS.	LIST
MP82C-4	20333	1/4"	1.31	0.56	0.07	12.33
MP82C-6	20334	3/8"	1.44	0.69	0.12	36.20

1274

UNION TEE

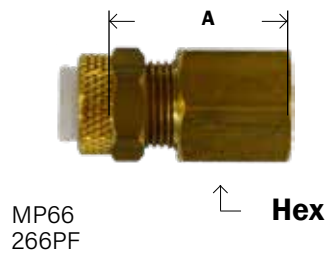


MAF #	REF #	TUBE O.D.	A	BODY SIZE	APPROX. WT. LBS.	LIST
MP64-2	20248	1/8"	0.62	0.31	0.02	14.60
MP64-3	20249	3/16"	0.62	0.31	0.04	12.81

* Reducing Branch

1264 164P 264P

FEMALE CONNECTOR



MAF #	REF #	TUBE O.D. X FEMALE NPTF	A	HEX	APPROX. WT. LBS.	LIST
MP66-22	20256	1/8" x 1/8"	0.75	0.56	0.03	7.15
MP66-32	20257	3/16" x 1/8"	0.78	0.56	0.05	7.20
MP66-34		3/16" x 1/4"				20.60
MP66-42	20259	1/4" x 1/8"	0.76	0.50	0.04	8.59
MP66-44	20260	1/4" x 1/4"	1.08	0.62	0.05	7.32
MP66-52	20261	5/16" x 1/8"	0.75	0.50	0.03	8.45
MP66-54		5/16" x 1/4"				9.95
MP66-62	20265	3/8" x 1/8"	0.77	0.56	0.05	14.90
MP66-64	20262	3/8" x 1/4"	0.94	0.62	0.05	8.74
MP66-86	20263	1/2" x 3/8"	1.00	0.81	0.12	12.64
MP66-88		1/2" x 1/2"				15.33

1266 66P 266P

WARNING: This product can expose you to chemicals, including lead, which are known to the State of California to cause cancer and birth defects or other reproductive harm. For more information, visit www.P65Warnings.ca.gov


MID-AMERICA FITTINGS

FLARELESS

BRASS FITTINGS

MADE IN THE USA

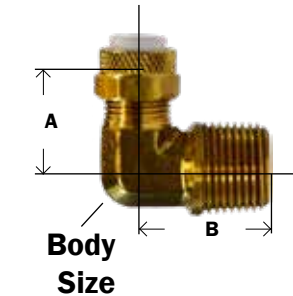
MALE CONNECTOR



MAF #	REF #	TUBE O.D. X MALE NPTF	A	HEX	APPROX. WT. LBS.	LIST
MP68-20		1/8" x 10/32"				18.52
MP68-21		1/8" x 1/16"				13.65
MP68-22	20268	1/8" x 1/8"	0.80	0.34	0.04	5.00
MP68-32	20269	3/16" x 1/8"	0.86	0.44	0.04	4.59
MP68-40	20270	1/4" x 10/32"				8.66
MP68-41		1/4" x 1/16"				15.45
MP68-42	20271	1/4" x 1/8"	0.82	0.44	0.03	4.09
MP68-44	20272	1/4" x 1/4"	1.00	0.56	0.05	5.36
MP68-46	20273	1/4" x 3/8"	1.03	0.69	0.08	8.00
MP68-48		1/4" x 1/2"				10.39
MP68-52	20274	5/16" x 1/8"	0.81	0.44	0.04	5.88
MP68-54	20275	5/16" x 1/4"	1.00	0.56	0.05	6.09
MP68-62	20276	3/8" x 1/8"	1.00	0.56	0.06	5.35
MP68-64	20277	3/8" x 1/4"	1.03	0.56	0.08	6.58
MP68-66	20278	3/8" x 3/8"	1.03	0.69	0.10	8.00
MP68-68		3/8" x 1/2"				14.15
MP68-84		1/2" x 1/4"				13.90
MP68-86	20279	1/2" x 3/8"	1.09	0.69	0.16	7.25
MP68-88	20282	1/2" x 1/2"	1.33	0.88	0.18	14.68

1268 68P 268P

MALE ELBOW

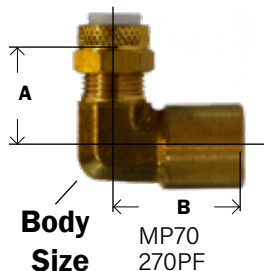


MAF #	REF #	TUBE O.D. X MALE NPTF	A	B	BODY SIZE	APPROX. WT. LBS.	LIST
MP69-21		1/8" x 1/16"					13.94
MP69-22	20287	1/8" x 1/8"	0.62	0.69	0.31	0.02	5.35
MP69-32	20288	3/16" x 1/8"	0.62	0.69	0.37	0.04	5.39
MP69-42	20289*	1/4" x 1/8"	0.53	0.73	0.50	0.04	5.71
MP69-44	20290	1/4" x 1/4"	0.66	0.94	0.37	0.06	7.31
MP69-46	20291	1/4" x 3/8"	0.75	1.03	0.50	0.10	11.87
MP69-52	20292	5/16" x 1/8"	0.62	0.75	0.41	0.04	8.06
MP69-62	20293	3/8" x 1/8"	0.79	0.73	0.37	0.08	7.29
MP69-64	20294	3/8" x 1/4"	0.72	0.94	0.44	0.10	8.70
MP69-66	20295	3/8" x 3/8"	0.78	1.03	0.50	0.14	11.37
MP69-86	20296	1/2" x 3/8"	1.09	1.10	0.73	0.16	17.15
MP69-88		1/2" x 1/2"					37.77

* Barstock

1269 169P 269P

FEMALE ELBOW



MAF #	REF #	TUBE O.D. X FEMALE NPTF	A	B	BODY SIZE	APPROX. WT. LBS.	LIST
MP70-22	20300	1/8" x 1/8"	0.69	0.55	0.56	0.02	8.10
MP70-32	20301	3/16" x 1/8"	0.72	0.55	0.56	0.02	9.20
MP70-42	20302	1/4" x 1/8"	0.62	0.75	0.37	0.08	8.75
MP70-44	20303	1/4" x 1/4"	0.72	0.88	0.50	0.10	9.64
MP70-64	20304	3/8" x 1/4"	0.72	0.88	0.50	0.12	11.43
MP70-86	20305	1/2" x 3/8"	0.91	0.94	0.63	0.16	20.13

1270 170P

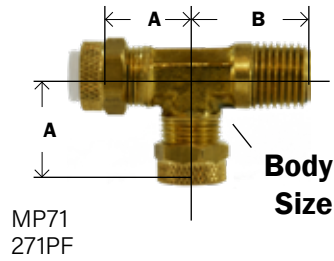
WARNING: This product can expose you to chemicals, including lead, which are known to the State of California to cause cancer and birth defects or other reproductive harm. For more information, visit www.P65Warnings.ca.gov

FLARELESS

BRASS FITTINGS

MADE IN THE USA

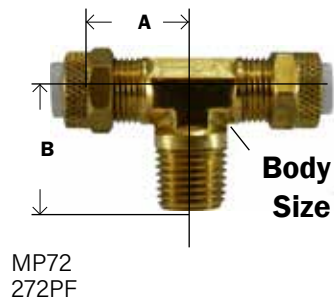
MALE RUN TEE



MAF #	REF #	TUBE O.D. X MALE NPTF	A	B	BODY SIZE	APPROX. WT. LBS.	LIST
MP71-22	20308	1/8" x 1/8"	0.62	0.69	0.31	0.04	11.70
MP71-32	20309	3/16" x 1/8"	0.62	0.69	0.31	0.04	11.39
MP71-42	20310	1/4" x 1/8"	0.62	0.75	0.37	0.08	13.34
MP71-44	20311	1/4" x 1/4"	0.66	0.94	0.37	0.10	14.15
MP71-52	20312	5/16" x 1/8"	0.62	0.75	0.37	0.08	22.01
MP71-64	20313	3/8" x 1/4"	0.66	0.94	0.44	0.10	14.88
MP71-86	20314	1/2" x 3/8"	0.81	1.06	0.63	0.16	19.47

1271 171P

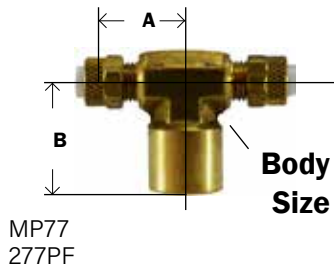
MALE BRANCH TEE



MAF #	REF #	TUBE O.D. X MALE NPTF	A	B	BODY SIZE	APPROX. WT. LBS.	LIST
MP72-22	20317	1/8" x 1/8"	0.63	0.69	0.31	0.04	16.28
MP72-32	20318	3/16" x 1/8"	0.63	0.69	0.31	0.04	11.49
MP72-42	20319	1/4" x 1/8"	0.63	0.75	0.37	0.07	10.33
MP72-44	20320	1/4" x 1/4"	0.66	0.94	0.37	0.09	13.46
MP72-52	20321	5/16" x 1/8"	0.63	0.75	0.37	0.10	11.95
MP72-62	20322	3/8" x 1/8"	0.63	0.75	0.44	0.08	18.31
MP72-64	20323	3/8" x 1/4"	0.66	0.94	0.44	0.11	14.75
MP72-86	20324	1/2" x 3/8"	0.81	1.06	0.63	0.21	31.22

1272 172P 272P

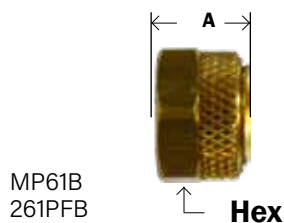
FEMALE BRANCH TEE



MAF #	REF #	TUBE O.D. X FEMALE NPTF	A	B	BODY SIZE	APPROX. WT. LBS.	LIST
MP77-42	20327	1/4" x 1/8"	0.66	0.94	0.37	0.12	14.46
MP77-44	20328	1/4" x 1/4"	0.84	1.16	0.56	0.16	18.05
MP77-46		1/4" x 3/8"					25.60

1277 177P 277P

UNIVERSAL NUT AND BRASS SLEEVE ASSEMBLY



MAF #	REF #	TUBE O.D.	THREAD	A	HEX	APPROX. WT. LBS.	LIST
MP61B-2	20227	1/8"	5/16-24	0.37	0.37	0.02	2.04
MP61B-3	20228	3/16"	3/8-24	0.41	0.44	0.02	2.20
MP61B-4	20229	1/4"	3/8-24	0.34	0.43	0.02	2.67
MP61B-5	20230	5/16"	7/16-24	0.34	0.50	0.02	2.38
MP61B-6	20231	3/8"	1/2-24	0.37	0.56	0.04	3.42
MP61B-8	20232	1/2"	11/16-20	0.42	0.81	0.04	4.61

261PFB 1261B 61PB 261UB

C/P NUT PLASTIC SLEEVE ASSEMBLY

MAF #	TUBE O.D.	THREAD	A	HEX	APPROX. WT. LBS.	LIST
MP61PCP-4	1/4"					2.05
MP61PCP-6	3/8"					2.71

WARNING: This product can expose you to chemicals, including lead, which are known to the State of California to cause cancer and birth defects or other reproductive harm. For more information, visit www.P65Warnings.ca.gov

MID-AMERICA FITTINGS

FLARELESS

BRASS FITTINGS

MADE IN THE USA

NUT




MP61
261PFN

MAF #	REF #	TUBE O.D.	THREAD	A	HEX (DIA.)	APPROX. WT. LBS.	LIST
MP61-2	20218	1/8"	5/16-24	0.37	0.37	0.01	1.10
MP61-3	20219	3/16"	3/8-24	0.41	0.44	0.01	1.28
MP61-4	20220	1/4"	3/8-24	0.34	0.44	0.02	1.10
MP61-5	20221	5/16"	7/16-24	0.34	0.50	0.02	1.05
MP61-6	20222	3/8"	1/2-24	0.38	0.56	0.04	1.24
MP61-8	20223	1/2"	11/16-20	0.42	0.81	0.06	3.41

61PN 1261 261FPN

PLASTIC SLEEVE



MP60
260PF

MAF #	REF #	TUBE O.D.	A	B	APPROX. WT. LBS.	LIST
MP60-4W	20205	1/4"	0.34	0.26	0.01	0.34
MP60-5	20206	5/16"	0.39	0.32	0.01	0.38
MP60-6W	20207	3/8"	0.41	0.38	0.01	0.85
MP60-8	20208	1/2"	0.44	0.51	0.01	1.22

260FF 1260 60P 260P

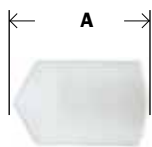
BLACK PLASTIC SLEEVE

MAF #	TUBE O.D.	THREAD	A	HEX	APPROX. WT. LBS.	LIST
MP60-4BLK	1/4"					0.33
MP60-6BLK	3/8"					0.75

BRASS SLEEVE ONLY

MAF #	TUBE O.D.	THREAD	A	HEX	APPROX. WT. LBS.	LIST
MP60B-2	1/8"					6.61
MP60B-3	3/16"					7.06
MP60B-4	1/4"					1.30
MP60B-6	3/8"					7.15

PLASTIC CAP



MP59
269PF

MAF #	REF #	TUBE O.D.	A	APPROX. WT. LBS.	LIST
MP59-4	20201	1/4"	0.50	0.01	2.23
MP59-6	20203	3/8"	0.56	0.01	1.78
MP59-8	20204	1/2"	0.59	0.01	2.69

1229 59P 259P

MISCELLANEOUS

MAF #	REF #	TUBE O.D.	A	B	APPROX. WT. LBS.	LIST
MP05-8		1/2"				19.42
MP07-6		3/8"				18.37
MP92-44		1/4" x 1/4"				42.96
MP94BH-4	20455	1/4"				54.45
MP94D-6		3/8"				111.80
MP98T-64		3/8" x 1/4"				52.15

WARNING: This product can expose you to chemicals, including lead, which are known to the State of California to cause cancer and birth defects or other reproductive harm. For more information, visit www.P65Warnings.ca.gov

D.O.T. AIR BRAKE - NYLON TUBING



Tube O.D	1/4	3/8	1/2	5/8	3/4
Thread Size-B	7/16-24	17/32-24	11/16-20	13/16-18	1-18

-Typical Application

Air brake systems except where temperatures exceed +200°F or where battery acid can drip on tubing.

-Pressure

Maximum operating pressure of 150 PSI.

-Vibration

Fair resistance.

-Temperature Range

-40°F to +200°F (-40°C to +93°C).

-Material

Brass

-Used With

NT Nylon Tubing - SAE J844 Type A and B.

- Tolerance

+/- .02 on all dimensions. Dimension data can change without notice. Please call us when dimensions are critical

-Advantages

Easy to assemble (no tube preparation or flaring required.) Built in tube support. Fittings utilize a ribbed sleeve for compression and positive grip. May be used with copper tubing by replacing nut, sleeve and insert with long nut and spherical sleeve. Insert should be removed for copper tubing use.

-Conformance

Meets specifications and standards of SAE and DOT FMVSS 571,106.

-Assembly Instructions

- 1- Cut tubing to desired length.
- 2-Slide nut and then sleeve on tubing. Threaded end of nut "A" must face toward fitting body.
- 3-Insert tubing into the preassembled fitting. Be sure tubing is bottomed in fitting.
- 4- Tighten nut to required torque as indicated on chart.

Disassembling: Remove nut and pull tubing out of fitting body. Insert will remain in tubing.

Reassembly: Push tubing and insert into fitting body until it bottoms. Thread nut onto fitting body

Tube Size	Additional Number of Turns from Hand-Tight
1/4	3
3/8, 1/2	4
5/8, 3/4	3-1/2

WARNING: This product can expose you to chemicals, including lead, which are known to the State of California to cause cancer and birth defects or other reproductive harm. For more information, visit www.P65Warnings.ca.gov

MID-AMERICA FITTINGS

D.O.T. AIR BRAKE - NYLON TUBING

BRASS FITTINGS

MADE IN THE USA

SLEEVE
SAE# 100115



60NA
NT60

MAF #	REF #	TUBE O.D.	APPROX. WT. LBS.	LIST
NT60-3	38000	3/16"		3.07
NT60-4	38001	1/4"	0.01	0.42
NT60-6	38002	3/8"	0.01	0.55
NT60-8	38003	1/2"	0.01	0.76
NT60-10	38004	5/8"	0.01	1.22
NT60-12	38005	3/4"	0.01	2.18

60NAB 60NTA 1460

NUT

SAE# 100110



62NA
NT61

MAF #	REF #	TUBE O.D.	APPROX. WT. LBS.	LIST
NT61-3	38009	3/16"		3.99
NT61-4	38010	1/4"	0.02	0.94
NT61-6	38011	3/8"	0.03	1.39
NT61-8	38012	1/2"	0.05	2.68
NT61-10	38013	5/8"	0.06	2.82
NT61-12	38014	3/4"	0.09	4.75

61NAB 61NTA 1461

UNION

SAE# 100101BA



62NA
NT62

MAF #	REF #	TUBE O.D.	APPROX. WT. LBS.	LIST
NT62-3	38018	3/16"		25.67
NT62-4	38019	1/4"	0.07	5.73
NT62-6	38020	3/8"	0.11	6.93
NT62-8	38021	1/2"	0.20	11.17
NT62-10	38022	5/8"	0.25	23.36
NT62-12	38023	3/4"	0.40	35.41

62NAB 62NTA 1462

BULKHEAD UNION



62NABH
NT62BH

MAF #	REF #	TUBE O.D.	APPROX. WT. LBS.	LIST
NT62BH-3		3/16"		23.85
NT62BH-4	38028	1/4"	0.11	11.92
NT62BH-6	38029	3/8"	0.16	13.94
NT62BH-8	38030	1/2"	0.26	30.45
NT62BH-10		5/8"		40.94

62NBH 1474 475

STAINLESS STEEL INSERT

• 300 SERIES STAINLESS

• For SAE# J844 TUBING



NT63S=STEEL

AQ71DOTS
DQ71S

MAF #	REF #	TUBE O.D.	APPROX. WT. LBS.	LIST
NT63SSI-3		3/16"		2.50
NT63SSI-4	38035	1/4"	0.01	1.00
NT63S-4		1/4"		1.06
NT63SSI-6	38036	3/8"	0.01	0.80
NT63S-6		3/8"		0.80
NT63SSI-8	38037	1/2"	0.01	1.37
NT63S-8		1/2"		1.40
NT63SSI-10	38038	5/8"	0.01	3.40
NT63S-10		5/8"		3.51
NT63SSI-12	38039	3/4"	0.01	4.02
NT63S-12		3/4"		4.08

59A 63NTA

WARNING: This product can expose you to chemicals, including lead, which are known to the State of California to cause cancer and birth defects or other reproductive harm. For more information, visit www.P65Warnings.ca.gov

NYLON AIR BRAKE

BRASS FITTINGS

MADE IN THE USA

BRASS INSERT



AQ71DOTS
DQ71S

MAF #	REF #	TUBE O.D.	APPROX. WT. LBS.	LIST
NT63B-4	38040	1/4"	0.01	0.84
NT63B-6	38041	3/8"	0.01	0.84
NT63B-8	38042	1/2"	0.01	1.66
NT63B-10	38043	5/8"	0.01	1.80
NT63B-12	38048	3/4"	0.02	2.86

1484 463

TEE

SAE# 100401BA



64NA
NT64

MAF #	REF #	TUBE O.D.	APPROX. WT. LBS.	LIST
NT264X4	38044	1/4"	0.12	12.45
NT264X6	38045	3/8"	0.19	11.94
NT64F-6		3/8"		15.11
NT64-8	38046	1/2"	0.36	23.07
NT64-10	38047	5/8"	0.48	40.80
NT64-12		3/4"		80.93

64NAB 264NTA 1464

REDUCING BRANCH TEE



MAF #	REF #	TUBE O.D. (1&2) X 3	APPROX. WT. LBS.	LIST
NT64R-466		(3/8" x 1/4") x 3/8"		59.12
NT264RX6X6X4	38049	3/8" x 1/4"	0.24	47.64
NT64FR-664		3/8" x 1/4"		29.20
NT64R-668		3/8" x 1/2"		63.40
NT64R-868		(1/2" x 3/8") x 1/2"		90.14
NT64R-886	38057	1/2" x 3/8"	0.30	41.75

ELBOW

SAE# 100201BA



65NA
NT65

MAF #	REF #	TUBE O.D.	APPROX. WT. LBS.	LIST
NT65-4	38052	1/4"	0.09	12.77
NT265X6	38053	3/8"	0.13	12.90
NT65-8	38054	1/2"	0.15	24.79
NT65-10	38055	5/8"	0.36	29.44

65NAB 265NTA 1465

WARNING: This product can expose you to chemicals, including lead, which are known to the State of California to cause cancer and birth defects or other reproductive harm. For more information, visit www.P65Warnings.ca.gov

MID-AMERICA FITTINGS

D.O.T. AIR BRAKE - NYLON TUBING

BRASS FITTINGS

MADE IN THE USA

FEMALE ADAPTER

SAE# 100103BA



66NA
NT66

MAF #	REF #	TUBE O.D. X FEMALE NPT	APPROX. WT. LBS.	LIST
NT66-42	38060	1/4" x 1/8"	0.06	5.04
NT66-44	38061	1/4" x 1/4"	0.08	6.68
NT66-62	38062	3/8" x 1/8"	0.07	6.46
NT66-64	38063	3/8" x 1/4"	0.10	8.50
NT66-66	38064	3/8" x 3/8"	0.14	9.14
NT66-86	38065	1/2" x 3/8"	0.16	12.54
NT66-88	38066	1/2" x 1/2"	0.20	18.74
NT66-106	38067	5/8" x 3/8"	0.28	20.56
NT66-108	38068	5/8" x 1/2"	0.28	24.79
NT66-812	38059	1/2" x 3/4"	0.31	...
NT66-128		3/4" x 1/2"		36.88

66NAB 66NTA 1466 66NBH

MALE ADAPTER

SAE# 100102BA



68NA
NT68VS

MAF #	REF #	TUBE O.D. X MALE NPTF	APPROX. WT. LBS.	LIST
NT68-31VS		3/16" x 1/16"		19.32
NT68-32VS		3/16" x 1/8"		15.84
NT68-41VS	38072	1/4" x 1/16"	0.05	20.04
NT68-42VS	38073	1/4" x 1/8"	0.05	4.60
NT68-44VS	38074	1/4" x 1/4"	0.05	6.61
NT68-46VS	38075	1/4" x 3/8"	0.05	8.85
NT68-62VS	38076	3/8" x 1/8"	0.06	5.09
NT68-64VS	38077	3/8" x 1/4"	0.08	5.35
NT68-66VS	38078	3/8" x 3/8"	0.07	5.90
NT68-68VS	38079	3/8" x 1/2"	0.10	8.39
NT68-84VS	38080	1/2" x 1/4"	0.13	8.39
NT68-86VS	38081	1/2" x 3/8"	0.14	7.34
NT68-88VS	38082	1/2" x 1/2"	0.18	9.28
NT68-812VS	38087	1/2" x 3/4"	0.23	32.81
NT68-106VS	38083	5/8" x 3/8"	0.17	16.96
NT68-108VS	38084	5/8" x 1/2"	0.21	14.63
NT68-1012VS	38088	5/8" x 3/4"	0.25	20.58
NT68-126VS		3/4" x 3/8"		23.60
NT68-128VS	38085	3/4" x 1/2"	0.28	20.01
NT68-1212VS	38086	3/4" x 3/4"	0.30	23.15

68NAB 68NTA 1468

SWIVEL MALE ADAPTER



MAF #	REF #	TUBE O.D. X MALE NPTF	APPROX. WT. LBS.	LIST
NT68SWV-66VS	38078S	3/8" x 3/8"	0.18	29.02
NT68SWV-86VS	38081S	1/2" x 3/8"	0.22	31.46

Dimension data can change without notice. Please call when dimensions are critical.

www.midlandindustries.com



Toll Free Phone 1-800-821-5725

WARNING: This product can expose you to chemicals, including lead, which are known to the State of California to cause cancer and birth defects or other reproductive harm. For more information, visit www.P65Warnings.ca.gov

D.O.T. AIR BRAKE - NYLON TUBING

BRASS FITTINGS

MADE IN THE USA

MALE ELBOW

SAE# 100202BA

69NA
NT69VS



SWIVEL MALE ELBOW



MAF #	REF #	TUBE O.D. X MALE NPTF	APPROX. WT. LBS.	LIST
NT69-32VS		3/16" x 1/8"		31.63
NT69-34VS		3/16" x 1/4"		...
NT69-42VS	38091	1/4" x 1/8"	0.06	5.59
NT69-44VS	38092	1/4" x 1/4"	0.08	7.20
NT69-46VS	38093	1/4" x 3/8"	0.13	7.35
NT69-62VS	38094	3/8" x 1/8"	0.09	7.58
NT69-64VS	38095	3/8" x 1/4"	0.11	7.24
NT69L-64VS	38090	3/8" x 1/4" LONG	0.14	22.34
NT69-66VS	38101	3/8" x 3/8"	0.14	8.27
NT69-68VS	38102	3/8" x 1/2"	0.20	10.40
NT69-84VS	38103	1/2" x 1/4"	0.16	10.26
NT69-86VS	38104	1/2" x 3/8"	0.20	11.11
NT69L-86VS	38109	1/2" x 3/8" LONG	0.26	43.80
NT69-88VS	38105	1/2" x 1/2"	0.29	11.89
NT69-106VS	38106	5/8" x 3/8"	0.26	21.98
NT69-108VS	38107	5/8" x 1/2"	0.32	18.56
NT69-1012VS	38110	5/8" x 3/4"	0.40	28.63
NT69-126VS		3/4" x 3/8"		59.59
NT69-128VS	38108	3/4" x 1/2"	0.43	29.29
NT69-1212VS	38111	3/4" x 3/4"	0.51	37.00

* LONG PATTERN

269NTA 1469

MAF #	REF #	TUBE O.D. X MALE NPTF	APPROX. WT. LBS.	LIST
NT69SWV-66VS	38101S	3/8" x 3/8"	0.28	40.30
NT69SWV-86VS	38104S	1/2" x 3/8"	0.32	43.04

FEMALE ELBOW

SAE# 100203BA

70NA
NT70




MAF #	REF #	TUBE O.D. X FEMALE NPTF	APPROX. WT. LBS.	LIST
NT270X3		3/16" x 1/8"		31.90
NT70-42	38113	1/4" x 1/8"	0.08	7.42
NT70-44	38114	1/4" x 1/4"	0.12	14.83
NT70F-62	38115	3/8" x 1/8"	0.14	20.18
NT270X6X2		3/8" x 1/8"		...
NT270X6	38116	3/8" x 1/4"	0.10	12.19
NT70F-64		3/8" x 1/4"		13.17
NT270X6X6	38117	3/8" x 3/8"	0.12	19.53
NT70F-66		3/8" x 3/8"		17.18
NT70-86	38118	1/2" x 3/8"	0.23	18.78
NT70-88	38119	1/2" x 1/2"	0.36	28.46
NT70-108	38-120	5/8" x 1/2"	0.38	39.73

MALE RUN TEE

SAE# 100424BA

71NA
NT71VS



MAF #	REF #	TUBE O.D. X MALE NPTF X TUBE O.D. 1X2X3	APPROX. WT. LBS.	LIST
NT71-42VS	38125	1/4" x 1/8" x 1/4"	0.10	14.71
NT71-44VS	38126	1/4" x 1/4" x 1/4"	0.13	18.95
NT71-644VS	38124	3/8" x 1/4" x 1/4"	0.14	32.71
NT271X6VS	38127	3/8" x 1/4" x 3/8"	0.17	13.43
NT271X6X6VS	38128	3/8" x 3/8" x 3/8"	0.20	14.30
NT71-86VS	38129	1/2" x 3/8" x 1/2"	0.30	19.17
NT71-88VS		1/2" x 1/2" x 1/2"		29.18
NT71-108VS		5/8" x 1/2" x 5/8"		68.83

71NAB 271NTA 1471

WARNING: This product can expose you to chemicals, including lead, which are known to the State of California to cause cancer and birth defects or other reproductive harm. For more information, visit www.P65Warnings.ca.gov

D.O.T. AIR BRAKE - NYLON TUBING

BRASS FITTINGS

MADE IN THE USA

MALE BRANCH TEE

SAE# 100425BA




72NA
NT72VS

MAF #	REF #	TUBE O.D. X TUBE O.D. X MALE NPTF 1X2X3	APPROX. WT. LBS.	LIST
NT72-42VS	38136	1/4" x 1/4" x 1/8"	0.10	13.98
NT72-44VS	38137	1/4" x 1/4" x 1/4"	0.13	19.39
NT272X6X2VS	38138	3/8" x 3/8" x 1/8"	0.14	17.06
NT72F-62VS		3/8" x 3/8" x 1/8"		16.36
NT72-644VS	38132	3/8" x 1/4" x 1/4"	0.15	53.01
NT272X6VS	38139	3/8" x 3/8" x 1/4"	0.17	12.76
NT272X8X4VS	38133	1/2" x 1/2" x 1/4"	0.26	29.82
NT272X6X6VS	38140	3/8" x 3/8" x 3/8"	0.21	14.49
NT72F-66VS		3/8" x 3/8" x 3/8"		14.49
NT72-866VS	38134	1/2" x 3/8" x 3/8"	0.26	40.71
NT272X8X4VS		1/2" x 1/2" x 1/4"		29.82
NT72-86VS	38141	1/2" x 1/2" x 3/8"	0.30	17.69
NT72-88VS	38142	1/2" x 1/2" x 1/2"	0.37	24.62
NT72-108VS	38143	5/8" x 5/8" x 1/2"	0.44	53.34

72NAB 272NTA 1472

FEMALE BRANCH TEE



MAF #	REF #	TUBE O.D. X TUBE O.D. X FEMALE NPTF 1X2X3	APPROX. WT. LBS.	LIST
NT78-64	38144	3/8" x 3/8" x 1/4"	0.21	54.51
NT78-84		1/2" x 1/2" x 1/4"		75.10
NT78-104	38146	5/8" x 5/8" x 1/4"	0.48	84.18

MISC

MAF #	REF #	TUBE O.D. X TUBE O.D. X	APPROX. WT. LBS.	LIST
NT75-644VS		3/8" x 1/4" x 1/4"		27.20
NT83-664VS		3/8" x 3/8" x 1/4"		54.63

45° ELBOW

SAE# 100302BA



6945NA
NT6945VS

MAF #	REF #	TUBE O.D. X MALE NPTF	APPROX. WT. LBS.	LIST
NT6945-42VS	38148	1/4" x 1/8"	0.06	10.95
NT6945-44VS	38149	1/4" x 1/4"	0.08	11.82
NT6945-62VS	38150	3/8" x 1/8"	0.09	22.82
NT6945-64VS	38151	3/8" x 1/4"	0.11	9.01
NT6945-66VS	38152	3/8" x 3/8"	0.14	12.46
NT6945-68VS	38153	3/8" x 1/2"	0.24	19.90
NT6945-84VS	38157	1/2" x 1/4"	0.18	22.20
NT6945-86VS	38154	1/2" x 3/8"	0.19	14.15
NT6945-88VS	38155	1/2" x 1/2"	0.25	18.56
NT6945-106VS		5/8" x 3/8"		25.84
NT6945-108VS	38156	5/8" x 1/2"	0.30	21.68
NT6945-128VS	38158	3/4" x 1/2"	0.38	46.80

6945NAB 279NTA 1480

SWIVEL 45° ELBOW



MAF #	REF #	TUBE O.D. X MALE NPTF	APPROX. WT. LBS.	LIST
NT6945SWV-66VS	38152S	3/8" x 3/8"	0.20	51.39
NT6945SWV-86VS	38154S	1/2" x 3/8"	0.24	54.07

WARNING: This product can expose you to chemicals, including lead, which are known to the State of California to cause cancer and birth defects or other reproductive harm. For more information, visit www.P65Warnings.ca.gov

D.O.T. AIR BRAKE - COPPER TUBING

BRASS FITTINGS

MADE IN THE USA

SLEEVE



60AB
AB60

SAE# 120115BA

MAF #	REF #	TUBE O.D.	A	APPROX. WT. LBS.	LIST
AB60-4	38161	1/4"	0.25	0.01	0.56
AB60-5		5/16"			1.70
AB60-6	38162	3/8"	0.31	0.02	0.89
AB60-8	38163	1/2"	0.38	0.02	0.90
AB60-10	38164	5/8"	0.44	0.02	1.45
AB60-12	38165	3/4"	0.50	0.04	3.78
AB60-16		1"			9.49

60AB 1360

NUT



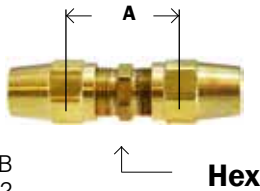
61AB
AB61

SAE# 120111BA

MAF #	REF #	TUBE O.D.	A	HEX	APPROX. WT. LBS.	LIST
AB61-4	38170	1/4"	0.75	0.56	0.02	1.82
AB61-5		5/16"				3.46
AB61-6	38171	3/8"	1.13	0.62	0.04	2.14
AB61-8	38172	1/2"	1.25	0.81	0.08	4.58
AB61-10	38173	5/8"	1.38	0.94	0.12	4.78
AB61-12	38174	3/4"	1.56	1.12	0.18	10.22

20961 61AB 1361

UNION



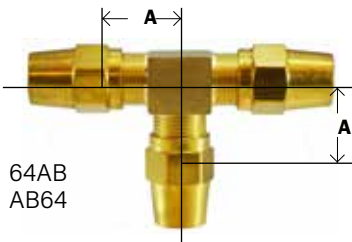
62AB
AB62

SAE# 120101BA

MAF #	REF #	TUBE O.D.	A	HEX	APPROX. WT. LBS.	LIST
AB62-4	38179	1/4"	0.81	0.44	0.08	6.28
AB62-6	38180	3/8"	1.10	0.56	0.14	7.92
AB62-8	38181	1/2"	1.07	0.69	0.24	15.94
AB62-10	38182	5/8"	1.41	0.81	0.34	22.16
AB62-12	38183	3/4"	1.59	1.00	0.54	42.70

62AB 1362

TEE



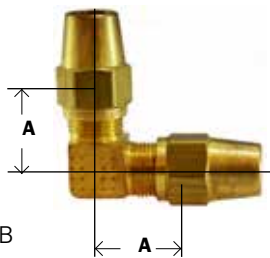
64AB
AB64

SAE# 120401BA

MAF #	REF #	TUBE O.D.	A	APPROX. WT. LBS.	LIST
AB64-4	38188	1/4"	0.62	0.16	...
AB64-6	38189	3/8"	0.82	0.24	15.44
AB64-8	38190	1/2"	0.94	0.48	...
AB64-10	38191	5/8"	1.09	0.60	...

264AB 1364

ELBOW



65AB
A65

SAE# 120201BA

MAF #	REF #	TUBE O.D.	A	APPROX. WT. LBS.	LIST
AB65-4	38196	1/4"	0.62	0.10	...
AB65-6	38197	3/8"	0.78	0.16	12.98
AB65-8	38198	1/2"	0.92	0.28	33.85
AB65-10	38199	5/8"	1.10	0.42	...

265AB 1365

WARNING: This product can expose you to chemicals, including lead, which are known to the State of California to cause cancer and birth defects or other reproductive harm. For more information, visit www.P65Warnings.ca.gov

MID-AMERICA FITTINGS

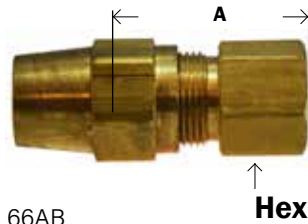
D.O.T. AIR BRAKE - COPPER TUBING

BRASS FITTINGS

MADE IN THE USA

FEMALE ADAPTER

SAE# 120103BA



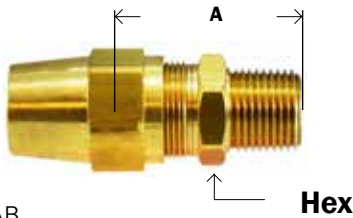
66AB
AB66

MAF #	REF #	TUBE O.D. X FEMALE NPTF	A	HEX	APPROX. WT. LBS.	LIST
AB66-42	38204	1/4" x 1/8"	0.84	0.56	0.08	...
AB66-44	38205	1/4" x 1/4"	1.07	0.68	0.10	10.62
AB66-62	38206	3/8" x 1/8"	1.00	0.56	0.10	18.24
AB66-64	38207	3/8" x 1/4"	1.19	0.68	0.12	8.41
AB66-66	38208	3/8" x 3/8"	1.18	0.87	0.16	8.41
AB66-86	38209	1/2" x 3/8"	1.27	0.87	0.18	43.10
AB66-88	38210	1/2" x 1/2"	1.44	1.06	0.20	...
AB66-106	38211	5/8" x 3/8"	1.31	0.87	0.24	...
AB66-108	38212	5/8" x 1/2"	0.50	1.06	0.26	26.20
AB66-128	38213	3/4" x 1/2"				44.58

66AB 1366

MALE ADAPTER

SAE# 120102BA



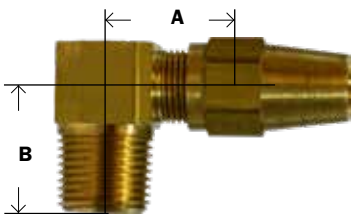
68AB
AB68

MAF #	REF #	TUBE O.D. X MALE NPTF	A	HEX	APPROX. WT. LBS.	LIST
AB68-42	38217	1/4" x 1/8"	0.88	0.43	0.06	3.74
AB68-44	38218	1/4" x 1/4"	0.97	0.56	0.08	5.27
AB68-62	38220	3/8" x 1/8"	1.02	0.56	0.08	9.30
AB68-64	38221	3/8" x 1/4"	1.09	0.56	0.10	5.93
AB68-66	38222	3/8" x 3/8"	1.19	0.69	0.12	6.35
AB68-68	38223	3/8" x 1/2"	1.45	0.87	0.18	6.77
AB68-84	38224	1/2" x 1/4"	1.32	0.69	0.16	13.70
AB68-86	38225	1/2" x 3/8"	1.35	0.69	0.18	9.62
AB68-88	38226	1/2" x 1/2"	1.51	0.87	0.24	16.63
AB68-106	38227	5/8" x 3/8"	1.39	0.81	0.22	16.34
AB68-108	38228	5/8" x 1/2"	1.57	0.87	0.24	19.65
AB68-128	38229	3/4" x 1/2"	1.67	1.00	0.34	20.17

68AB 368

90° MALE ELBOW

SAE# 120202BA



69AB
AB69

MAF #	REF #	TUBE O.D. X MALE NPTF	A	B	APPROX. WT. LBS.	LIST
AB69-42	38235	1/4" x 1/8"	0.64	0.76	0.08	6.05
AB69-44	38236	1/4" x 1/4"	0.69	0.88	0.10	10.36
AB69-46	38237	1/4" x 3/8"	0.73	0.86	0.14	12.54
AB69-64	38239	3/8" x 1/4"	0.80	0.93	0.12	9.06
AB69-66	38240	3/8" x 3/8"	0.83	0.90	0.16	9.70
AB69-68	38241	3/8" x 1/2"	0.95	1.11	0.24	18.44
AB69-84	38242	1/2" x 1/4"	0.85	0.98	0.24	22.45
AB69-86	38243	1/2" x 3/8"	0.92	0.98	0.22	12.66
AB69-88	38244	1/2" x 1/2"	1.04	1.19	0.30	23.65
AB69-106	38245	5/8" x 3/8"	1.01	1.06	0.34	22.41
AB69-108	38246	5/8" x 1/2"	1.10	1.25	0.36	27.73
AB69-128	38247	3/4" x 1/2"	1.19	1.32	0.44	29.41

269AB 1369

WARNING: This product can expose you to chemicals, including lead, which are known to the State of California to cause cancer and birth defects or other reproductive harm. For more information, visit www.P65Warnings.ca.gov



D.O.T. AIR BRAKE - COPPER TUBING

BRASS FITTINGS

MADE IN THE USA

MALE RUN TEE

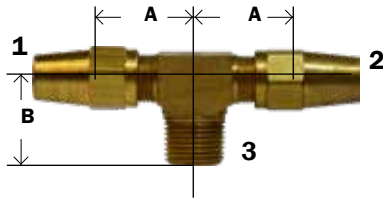


MAF #	REF #	TUBE O.D. X MALE NPTF (1&2)X3	A	B	APPROX. WT. LBS.	LIST
AB71-42	38264	1/4" x 1/8"	0.62	0.66	0.12	22.58
AB71-44	38265	1/4" x 1/4"	0.68	0.87	0.16	23.85
AB271X6		3/8" x 1/4"				18.49
AB71F-64	38266	3/8" x 1/4"	0.79	0.92	0.20	18.05
AB71-66	38267	3/8" x 3/8"	0.83	0.90	0.24	17.19
AB71-86		1/2" x 3/8"				22.49
AB71-88	38269	1/2" x 1/2"	1.03	1.18	0.42	...
AB71-108		5/8" x 1/2"				36.15

271AB 1371

MALE BRANCH TEE

SAE# 120425BA



72AB
AB72

MAF #	REF #	TUBE O.D. X MALE NPTF (1&2)X3	A	B	APPROX. WT. LBS.	LIST
AB72-42		1/4" x 1/8"				18.55
AB72-44		1/4" x 1/4"				19.00
AB72-64	38278	3/8" x 1/4"	0.78	0.91	0.18	...
AB72-66	38279	3/8" x 3/8"	0.85	0.92	0.24	12.28
AB72-84		1/2" x 1/4"				23.85
AB72-86	38280	1/2" x 3/8"	0.91	0.98	0.36	...
AB72-88	38281	1/2" x 1/2"	1.03	1.18	0.42	...
AB72-108		5/8" x 1/2"				25.55

272AB 1372

45° ELBOW



MAF #	REF #	TUBE O.D. X MALE NPTF (1&2)X3	A	B	APPROX. WT. LBS.	LIST
AB6945-42	38287	1/4" x 1/8"	0.49	0.63	0.08	9.40
AB6945-44	38288	1/4" x 1/4"	0.60	0.85	0.10	17.30
AB6945-62		3/8" x 1/8"				12.49
AB6945-64	38290	3/8" x 1/4"	0.72	0.86	0.18	8.49
AB6945-66	38291	3/8" x 3/8"	0.75	0.94	0.20	17.85
AB6945-68	38292	3/8" x 1/2"	0.78	1.16	0.22	24.35
AB6945-84		1/2" x 1/4"				20.74
AB6945-88	38294	1/2" x 1/2"	0.87	1.16	0.24	30.04
AB6945-106		5/8" x 3/8"				42.76
AB6945-108		5/8" x 1/2"				33.76

279AB 1380

WARNING: This product can expose you to chemicals, including lead, which are known to the State of California to cause cancer and birth defects or other reproductive harm. For more information, visit www.P65Warnings.ca.gov

MID-AMERICA FITTINGS



D.O.T. AIR BRAKE - HOSE/ ENDS

BRASS FITTINGS

MADE IN THE USA

D.O.T. AIR BRAKE REUSABLE HOSE/ FITTINGS



•Typical Application

Air Brake hose connections.
Meets SAE & DOT specifications
(FMVCS 10 GAL)

•Pressure

Determined by maximum working pressure for hose size. Up to 125 psi

Temperature: -40°F to + 120° F (-40°C to +48°C)

•Advantages

Can be used for nearly any brake line. Easy to assemble with a good selection of hose end configurations. Brass material offers excellent resistance against corrosion.

• Tolerance

+/- .02 on all dimensions. Dimension data can change without notice. Please call us when dimensions are critical.

•Assembly Instructions

- 1- Slide nut and sleeve onto hose. Make sure bevel edge of sleeve faces out toward fitting.
- 2- Push hose into fitting until it bottoms.
- 3- Screw nut until contact is made with body hex.

NOTE: When reassembling fitting, body and nut should be inspected. Only reuse if in proper condition. Sleeves should never be reused.

SLEEVE FERRULE

60HE
HE60



MAF #	REF #	HOSE I.D. SIZE	APPROX. WT. LBS.	LIST
HE60-6	38300	3/8"	0.02	2.31
HE60-8	38301	1/2"	0.02	3.80

#60HC 3380-A 0903610 367 60RB

NUT

61HE
HE61



MAF #	REF #	HOSE I.D. SIZE	APPROX. WT. LBS.	LIST
HE61-6	38306	3/8"	0.04	5.26
HE61-8	38307	1/2"	0.06	5.97

61RB #61HC 369 3380-B 0903624

NUT FOR USE WITH SPRING

61HES
HE61N



MAF #	REF #	HOSE I.D. SIZE	THREAD	APPROX. WT. LBS.	LIST
HE61N-6	38312	3/8"	31/32-20	0.04	4.67
HE61N-8	38313	1/2"	1-3/32-20	0.06	6.12

#61HCS 0903613 3380-D 61RBSG

D.O.T. AIR BRAKE - HOSE/ ENDS

BRASS FITTINGS

MADE IN THE USA

SPRING

61HSG
HE61G



MAF #	REF #	HOSE I.D.	APPROX. WT. LBS.	LIST
HE61G-6	38351	3/8"	0.20	1.96
HE61G-8	38352	1/2"	0.22	3.61

#60SG 0901045 3380-C 377

NUT AND SPRING ASSEMBLY

HE61NG



MAF #	REF #	HOSE I.D. SIZE	APPROX. WT. LBS.	LIST
HE61NG-6	38015	3/8"	0.18	---
HE61NG-8	38016	1/2"	0.24	---

379 67RBSG 0999999

UNION

62HE
HE62



MAF #	REF #	HOSE I.D.	THREAD	APPROX. WT. LBS.	LIST
HE62-6	38318	3/8"	31/32-20	0.32	29.57
HE62-8	38319	1/2"	1-1/8-20	0.48	47.57

#62HC 3380B-Y0 362



BODY ONLY

MAF #	REF #	HOSE I.D.	THREAD	APPROX. WT. LBS.	LIST
HE62B-6	39318	3/8"	31/32-20	0.32	11.29
HE62B-8	39319	1/2"	1-1/8-20	0.48	17.09

FEMALE CONNECTOR HOSE

66HEA



MAF #	REF #	HOSE I.D. X FEMALE ABS	APPROX. WT. LBS.	LIST
HE68SB-6	38357	3/8" x 3/4-20	0.24	...
HE68SB-8	38358	1/2" x 7/8-20	0.39	45.03

#66ABS 66RBSV 3380B-Y7 386



BODY ONLY

MAF #	REF #	HOSE I.D. X FEMALE ABS	APPROX. WT. LBS.	LIST
HE68SB-6BO	39357	3/8" x 3/4-20	0.24	24.00
HE68SB-8BO	39358	1/2" x 7/8-20	0.38	35.00

MALE CONNECTOR

68HEA
HE68S



MAF #	REF #	HOSE I.D. X MALE PIPE	APPROX. WT. LBS.	LIST
HE68S-64	38363	3/8" x 1/4"	0.38	40.48
HE68S-66		3/8" x 3/8"		28.99
HE68S-68		3/8" x 1/2"		49.40
HE68S-86	38364	1/2" x 3/8"	0.46	94.91
HE68S-88		1/2" x 1/2"		83.90

#68ABS 09155 3380B-Y8 387

D.O.T. AIR BRAKE - HOSE/ENDS

BRASS FITTINGS

MADE IN THE USA

ADAPTER FOR SWIVEL TYPE REUSABLE AND CRIMPED



68HEAB
1390

MAF #	REF #	MALE ABS X MALE PIPE	ABS THREAD	APPROX. WT. LBS.	LIST
1390-64	38369	3/8" x 1/4"	3/4-20	0.05	3.69
1390-66	38368	3/8" x 3/8"	3/4-20	0.08	3.45
1390-68	38372	3/8" x 1/2"	3/4-20	0.12	...
1390-86	38370	1/2" x 3/8"	7/8-20	0.10	6.92
1390-88	38371	1/2" x 1/2"	7/8-20	0.12	11.60

#68ABS 1390 76RB 388

MALE ADAPTER



68HE
HE68

MAF #	REF #	HOSE I.D. X MALE PIPE	APPROX. WT. LBS.	LIST
HE68-64	38333	3/8" x 1/4"	0.22	11.29
HE68-66	38334	3/8" x 3/8"	0.24	13.01
HE68-68	38335	3/8" x 1/2"	0.26	14.74
HE68-86	38336	1/2" x 3/8"	0.33	18.40
HE68-88	38337	1/2" x 1/2"	0.36	19.07

#68HC 368 3380B-Y2 68RB

ADAPTER BODY



68HEB
HE68B

MAF #	REF #	HOSE I.D. X MALE PIPE	APPROX. WT. LBS.	LIST
HE68B-64	38324	3/8" x 1/4"	0.12	5.95
HE68B-66	38325	3/8" x 3/8"	0.14	5.78
HE68B-68	38326	3/8" x 1/2"	0.20	6.30
HE68B-86	38327	1/2" x 3/8"	0.18	16.57
HE68B-88	38328	1/2" x 1/2"	0.20	15.76

#68B W1391Z

MALE ADAPTER



68HES
HE68G

MAF #	REF #	HOSE I.D. X MALE PIPE	APPROX. WT. LBS.	LIST
HE68G-64	38342	3/8" x 1/4"	0.32	13.52
HE68G-66	38343	3/8" x 3/8"	0.34	13.78
HE68G-68	38344	3/8" x 1/2"	0.38	15.26
HE68G-86	38345	1/2" x 3/8"	0.48	19.29
HE68G-88	38346	1/2" x 1/2"	0.52	22.35

#68HCS 3380B-Y3 68RBSG 378

“The man who removes a mountain begins
by carrying away small stones.”

- Chinese Proverb

WARNING: This product can expose you to chemicals, including lead, which are known to the State of California to cause cancer and birth defects or other reproductive harm. For more information, visit www.P65Warnings.ca.gov



DRAIN COCKS

BRASS FITTINGS

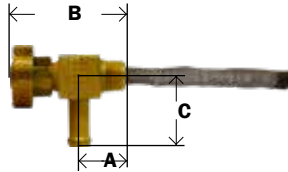
MADE IN THE USA

DRAIN COCKS

- For use with low pressure air, water and fluids.
- Designed for a working pressure of 150 psi @ 250°.
- Hand-tightening provides a metal-to-metal seal.
- Not intended for natural gas, LPG, nuclear or aircraft applications.

Install on your tank for easy draining

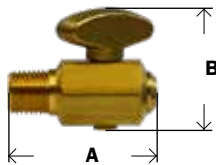
GASOLINE SHUT OFF W/ SCREEN FILTER



MAF #	REF #	BARB X MALE PIPE	A	B	C	APPROX. WT. LBS.	LIST
MA6600	46064	1/4" x 1/8"	0.55	1.34	0.66	0.06	87.21

827

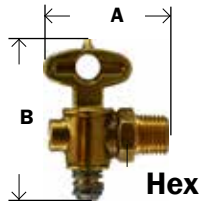
DRAIN COCK 150 PSI - TRUNK AIR TANK



MAF #	REF #	MALE PIPE	A	B	APPROX. WT. LBS.	LIST
DRC601-4	46066	1/4"	1.73	1.41	0.22	...

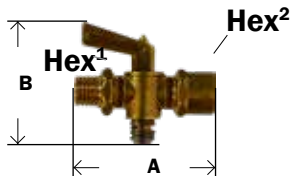
DCR601-4

TRUCK DRAIN - 125 P.S.I.G



MAF #	REF #	MALE PIPE	INDUSTRY NUMBER	A	B	HEX	APPROX. WT. LBS.	LIST
H37P	46067	1/8"		1.53	1.95	0.62	0.14	20.20

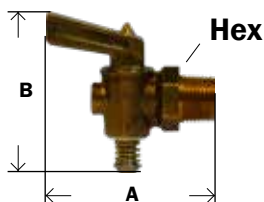
SHUT OFF - 150 P.S.I MAX.



MAF #	REF #	MALE PIPE X FEMALE PIPE	INDUSTRY NUMBER	A	B	HEX 1	HEX 2	APPROX. WT. LBS.	LIST
H49P	46069	1/4"	W20332	1.96	1.96	0.75	0.62	0.20	23.21

#60HC 3380-A 0903610 367

LEVER HANDLE



MAF #	REF #	MALE PIPE	INDUSTRY NUMBER	A	B	HEX	APPROX. WT. LBS.	LIST
41P	46070	1/8"	M-41-P	1.99	1.80	0.62	0.04	16.67
42P	46071	1/4"	M-42-P	2.06	1.81	0.62	0.06	16.13
43P	46072	3/8"	M-43-P	2.30	2.29	0.81	0.08	23.11
44P	46073	1/2"	M-44-P	3.00	2.50	0.87	0.16	54.89

- 30 psi

*Valve is closed when handle is in the position of the picture

840 41D DC601

DRAIN COCKS

BRASS FITTINGS


MADE IN THE USA

AIR TANK DRAIN PULL VALVE



MAF #	REF #	SIZE	DESCRIPTION	LIST
MA1421-60	39595	1/4" male	5ft nylon coated pull cable	76.90
MA595-60				14.99
MA595-48	39596	1/4" male	4ft nylon coated pull cable	12.13
MA595-36	39597	1/4" male	3ft nylon coated pull cable	23.18
MA595	39600	1/4" male	Air valve only	14.99


INTERNAL SEAT



MAF #	REF #	MALE PIPE	INDUSTRY NUMBER	A	HEX	APPROX. WT. LBS.	LIST
MA6783	46079	1/8"	6783	1.45	0.55	0.02	22.95

DC602 808 400A 1800A

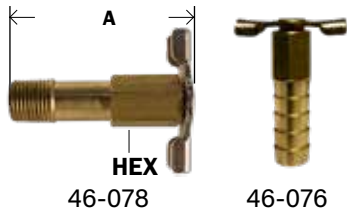
INTERNAL SEAT - WING NUT HANDLE



MAF #	REF #	MALE PIPE	INDUSTRY NUMBER	A	HEX	APPROX. WT. LBS.	LIST
MA130	46074	1/8"	130	0.92	0.40	0.04	21.77
MA140	46075	1/4"	140	0.94	0.56	0.06	110.92
MA230	46077	3/8"	230	1.27	0.68	0.08	9.55

HB - 5/16 803 305A

LONG INTERNAL SEAT



MAF #	REF #	SIZE	IND #	A	HEX	APPROX. WT. LBS.	LIST
MA185	46078	1/8 MIP	1.85				13.22

809

MA185


PIN HANDLE - INTERNAL SEAT



MAF #	REF #	MALE PIPE	INDUSTRY NUMBER	A	HEX	APPROX. WT. LBS.	LIST
200P	46080	1/8"	M-200-P	1.22	0.50	0.04	19.14
201P	46081	1/4"	M-201-P	1.31	0.56	0.06	12.87
202P	46082	3/8"	M-202-P	1.53	0.68	0.12	15.89

DC603 802

EXTERNAL SEAT W/ SPOUT



MAF #	REF #	MALE PIPE	INDUSTRY NUMBER	A	HEX	APPROX. WT. LBS.	LIST
421P	46084*	1/4"	6788	1.56	0.56	0.02	11.19

* Replaces GM # 511771 & Chrysler #836015

200A 239 DC606 807

WARNING: This product can expose you to chemicals, including lead, which are known to the State of California to cause cancer and birth defects or other reproductive harm. For more information, visit www.P65Warnings.ca.gov

DRAIN COCKS

BRASS FITTINGS

MADE IN THE USA

BIBB VALVE



MAF #	REF #	MALE PIPE	INDUSTRY NUMBER	A	B*	C	APPROX. WT. LBS.	LIST
302P	46088	1/8"	150	0.82	1.60	0.55	0.04	27.83
303P	46089	1/4"	120	0.89	1.59	0.54	0.06	20.38
MA6660	46089A	1/4"	6660	0.55	1.34	0.66	0.06	21.78

* With valve closed

804 DC607 2019 201DH

RADIATOR TYPE - EXTERNAL SEAT



MAF #	REF #	MALE PIPE	INDUSTRY NUMBER	IND #	A	HEX	APPROX. WT. LBS.	LIST
320P	46085	1/8"	M-320-P	135	0.90	0.43	0.02	4.58
321P	46086	1/4"	M-321-P	145	1.00	0.56	0.04	4.41
322P	46087	3/8"	M-322-P	270	1.25	0.68	0.08	14.64
323P	46083	1/2"	108	108	1.48	0.87	0.12	37.31

320D 240 DC604 801

PLASTIC DRAIN COCKS

MAF #	REF #	DESCRIPTION	IND #	A	HEX	APPROX. WT. LBS.	LIST
MA110		Chrysler					18.29
MA113		Ford					11.35
MA118		M10 x 1.25					14.06
MA119		M12 x 1.5					19.70
MA121		M14 x 2.0					9.58
MA124		M14 x 2 Ford					13.54
MA126		5/8" x 8					19.30
MA127		GM					22.94

WARNING: This product can expose you to chemicals, including lead, which are known to the State of California to cause cancer and birth defects or other reproductive harm. For more information, visit www.P65Warnings.ca.gov

MID-AMERICA FITTINGS

SHUT-OFF COCKS

BRASS FITTINGS

MADE IN THE USA

- Designed for working pressure of 30 PSI.
- Instantaneous off-on operation with 360° rotation.
- Forged brass bodies and brass handles.
- Not good for gasoline.

FLARE X MIP



MAF #	REF #	FLARE X MIP	IND. #	A	B	HEX	APPROX. WT. LBS.	LIST
27SAE	46100	1/4" x 1/8"						22.54
227SAE	46101	1/4" x 1/4"						22.54
29SAE	46102	5/16" x 1/8"						18.22
229SAE	46103	5/16" x 1/4"						23.26
57SAE	46104	3/8" x 1/4"						21.56
67SAE	46107	1/2" x 3/8"						26.28
77SAE	46108	1/2" x 1/2"						39.38

FLARE X FLARE



MAF #	REF #	FLARE X MIP	IND. #	A	B	HEX	APPROX. WT. LBS.	LIST
28SAE	46115	1/4"						19.78
30SAE	46116	5/16"						34.34
58SAE	46117	3/8"						21.84
68SAE	46118	1/2"						27.03
1010SAE	46119	5/8"						54.05

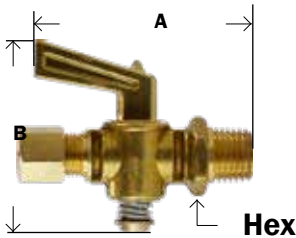
FLARE X FIP



MAF #	REF #	FLARE X MIP	IND. #	A	B	HEX	APPROX. WT. LBS.	LIST
161SAE	46125	3/8" x 1/2"						58.47
163SAE	46127	3/8" x 3/8"						64.26
164SAE	46128	1/2" x 1/2"						58.07
161SSAE*	46126	3/8" x 1/2"						39.43
167SAE		5/8" x 3/4"						91.51

* 9/16 -24 Thread

COMPRESSION X MALE PIPE

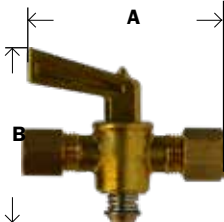


MAF #	REF #	COMP X MALE PIPE	IND. #	A	B	HEX	APPROX. WT. LBS.	LIST
27C	46130	1/4" x 1/8"	27-C	1.87	1.81	0.51	0.14	19.22
227C	46131	1/4" x 1/4"	227-C	2.05	1.86	0.62	0.15	23.98
29C	46132	5/16" x 1/8"	29-C	2.05	1.90	0.50	0.16	20.00
229C	46133	5/16" x 1/4"						24.44
57C	46134	3/8" x 1/4"	57-C	2.05	1.83	0.62	0.15	24.83
557C	46-135	3/8" x 3/8"	557-C	2.05	2.30	0.62	0.18	62.45

868 V304C 2068 133C VC206

COMPRESSION X COMPRESSION

* See pg. 73-74 to order nut and sleeve separately.



MAF #	REF #	COMP X COMP	IND. #	A	B	APPROX. WT. LBS.	LIST
28C	46140	1/4"	28-C	1.82	1.84	0.12	20.58
30C	46141	5/16"	30-C	1.84	1.88	0.14	21.54
58C	46142	3/8"	58-C	1.87	1.80	0.14	22.54
68C	46143	1/2"	68-C	2.21	2.32	0.22	32.09

V3030F 2062 134C

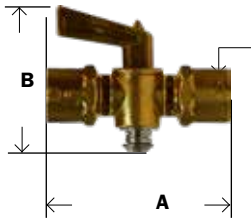
WARNING: This product can expose you to chemicals, including lead, which are known to the State of California to cause cancer and birth defects or other reproductive harm. For more information, visit www.P65Warnings.ca.gov

SHUT OFF COCKS

BRASS FITTINGS

MADE IN THE USA

FEMALE X FEMALE PIPE



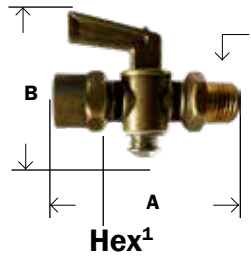
Hex

MAF #	REF #	FEMALE PIPE X FEMALE PIPE	A	B	HEX	APPROX. WT. LBS.	LIST
31P	46151	1/8"	1.77	1.79	0.56	0.12	16.70
32P	46152	1/4"	2.28	1.82	0.69	0.20	17.12
H32P	46152T*	1/4"	2.28	2.00	0.68	0.20	25.52
40P	46153	3/8"	2.44	2.28	0.81	0.30	28.89

* 150 PSI

V403P 132C 875

MALE PIPE X FEMALE



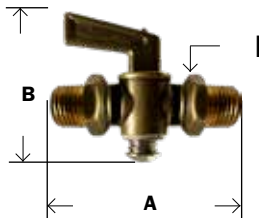
Hex²

MAF #	REF #	MALE PIPE X FEMALE PIPE	IND. #	A	B	HEX 1	HEX 2	APPROX. WT. LBS.	LIST
48P	46160	1/8"	48-P	2.03	1.84	0.50	0.56	0.14	16.37
49P	46161	1/4"	49-P	2.26	1.79	0.69	0.69	0.18	17.91
H49P	46161T*	1/4"		2.26	1.98	0.69	0.69	0.20	23.21
50P	46162	3/8"	50-P	2.33	2.28	0.82	0.82	0.28	29.00

* 150 PSI

880 V402P 130C

MALE PIPE X MALE PIPE



Hex

MAF #	REF #	MALE PIPE X MALE PIPE	IND. #	A	B	HEX	APPROX. WT. LBS.	LIST
76P	46165	1/8"	76-P	2.15	1.80	0.69	0.12	17.27
77P	46166	1/4"	77-P	2.22	1.84	0.70	0.17	19.49
H77P	46166T*	1/4"		2.23	2.00	0.68	0.18	23.94
78P	46167	3/8"	78-P	2.43	2.24	0.82	0.22	32.17

* 150 PSI

1V401P 890

TUBE X MALE PIPE - LEFT & RIGHT

MAF #	REF #	MALE PIPE X MALE PIPE	IND. #	A	B	HEX	APPROX. WT. LBS.	LIST
89CL		1/4" x 1/8" Left						56.85
89CR		1/4" x 1/8" Right						56.85

WARNING: This product can expose you to chemicals, including lead, which are known to the State of California to cause cancer and birth defects or other reproductive harm. For more information, visit www.P65Warnings.ca.gov

MID-AMERICA FITTINGS

NEEDLE VALVES

BRASS FITTINGS

MADE IN THE USA

NEEDLE VALVES

THESE ARE NOT LEAD FREE SEE PAGES 169 FOR LEAD FREE PRODUCTS

Made with either pin handle or pressed on handle.

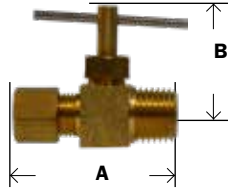
Please specify if you have a preference.

- Used on instrumentation, hydraulic, and pneumatic systems.
- Designed for a maximum working pressure of 150 PSI. or

- Provided with steel handles and metal-to-seats with fine-thread screwdown.
- Not designed for natural gas, LPG, nuclear aircraft applications.

- Always install with pressure against the seat.

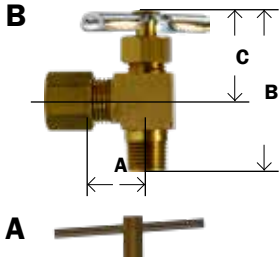
COMP X MALE PIPE



MAF #	REF #	COMP X MALE PIPE	IND. #	A	B	APPROX. WT. LBS.	LIST
133C	46001	3/16" x 1/8"					76.32
101C	46002	1/4" x 1/8"	M-101-C	1.29	1.12	0.07	25.59
1101C	46003	1/4" x 1/4"	M-101-C	1.27	1.14	0.10	14.08
102C	46004	5/16" x 1/8"					60.70
143C	46005	3/8" x 1/4"					20.21

NV106C 2205 820 3068

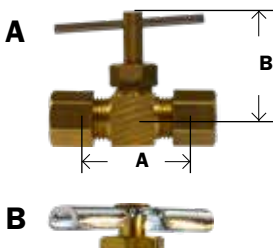
COMP X MALE PIPE-ANGLE



MAF #	REF #	COMP X MALE PIPE	HANDLE	IND. #	A	B	C	APPROX. WT. LBS.	LIST
103C	46011	1/4" x 1/8"	A	M-103-C	0.56	1.48	0.93	0.08	19.06
103CFH	46011X	Heavy Pattern	B	M-103-C	0.53	1.53	0.83	0.08	24.83
103CHV		1/4" x 1/8"							10.19
104C	46012	1/4" x 1/4"	B	M-104-C	0.62	1.67	0.90	0.13	20.37
203C	46013	5/16" x 1/8"	B	M-104-C	0.63	1.63	0.95	0.10	23.94
204C		5/16" x 1/4"							59.12
303C		3/8" x 1/4"							22.23
302C		3/8" x 1/8"							

NV104C 2203 821 3069


COMP X COMP



MAF #	REF #	COMP X COMP	HANDLE	IND. #	A	B	APPROX. WT. LBS.	LIST
105C	46020	3/16"	B	M-105-C	1.06	0.88	0.08	107.49
106C	46021	1/4"	A	M-106-C	1.17	1.12	0.10	8.74
107C	46022	5/16"	A	M-107-C	1.22	1.08	0.12	31.37
113C	46023	3/8"	B	M-113-C	1.31	1.15	0.13	15.52

NV105C 3062 2201 822

FLARE X MALE PIPE



MAF #	REF #	MALE FLARE X MALE PIPE	HANDLE	IND. #	A	B	APPROX. WT. LBS.	LIST
104SAE	46028	1/4" x 1/8"	A	M-104-SAE	1.35	1.12	0.07	24.17
1104SAE	46029	1/4" x 1/4"	B	M-1040-SAE	1.38	0.88	0.09	23.85
106SAE		5/16" x 1/8"						47.46
108SAE	46031	3/8" x 1/4"	B	M-108-SAE	1.73	1.22	0.18	109.39

NV103F 2405 823 3048

WARNING: This product can expose you to chemicals, including lead, which are known to the State of California to cause cancer and birth defects or other reproductive harm. For more information, visit www.P65Warnings.ca.gov

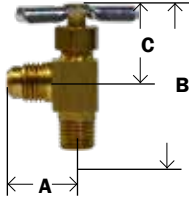


NEEDLE VALVES

BRASS FITTINGS

MADE IN THE USA

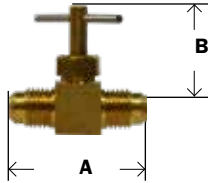
FLARE X MALE PIPE - ANGLE



MAF #	REF #	MALE FLARE X MALE PIPE	IND. #	A	B	C	APPROX. WT. LBS.	LIST
103SAE	46036	1/4" x 1/8"	M-103-SAE	0.68	1.54	0.86	0.08	18.43
203SAE		5/16" x 1/8"						55.64
204SAE	46039	5/16" x 1/4"	M-204-SAE	0.90	1.94	1.00	0.14	24.17
303SAE	46040	3/8" x 1/4"	M-303-SAE	0.95	1.86	0.90	0.17	22.42

NV101F 2403 824 3049


FLARE X FLARE



MAF #	REF #	MALE FLARE X MALE FLARE	IND. #	A	B	APPROX. WT. LBS.	LIST
110SAE	46045	1/4"	M-110-SAE	1.48	1.20	0.18	11.00
115SAE	46046	3/8"	M-115-SAE	1.79	1.19	0.20	28.61

NV102F 3042 825 2401

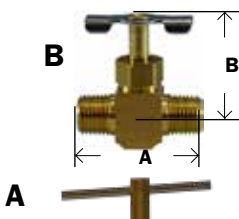
MULTI-PURPOSE AIR VENT



MAF #	REF #	MALE PIPE	A	HEX	APPROX. WT. LBS.	LIST
AV-2S	46048	1/8"	0.78	0.43	0.02	4.74

705

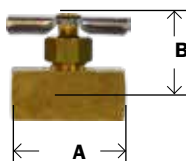
MALE PIPE TO MALE PIPE



MAF #	REF #	MALE PIPE X MALE PIPE	HANDLE	IND. #	A	B	APPROX. WT. LBS.	LIST
108P	46050	1/8"	A	M-108-P	1.25	1.09	0.08	29.21
108PFH		1/8"						72.84
110P	46051	1/4"	B	M-110-P	1.69	1.00	0.16	21.94
202P		3/8"						15.89

NV107P 2301 826 3122

FEMALE PIPE X FEMALE PIPE

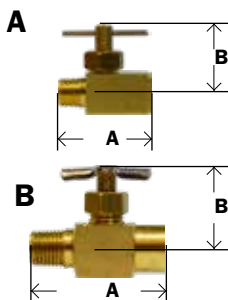


MAF #	REF #	FEMALE PIPE X FEMALE PIPE	IND. #	A	B	APPROX. WT. LBS.	LIST
304P	46055*	1/8"	M-304-P	1.18	0.84	0.18	23.01
3044PFH	46056P*	1/4" Heavy	M-3044-P	1.62	2.53	0.20	18.79

* Pressed on handle

6800 NV109P 2304 817 3103

MALE X FEMALE PIPE



NBR seals -30°C to 120°C

MAF #	REF #	MALE PIPE X FEMALE PIPE	HANDLE	IND. #	A	B	APPROX. WT. LBS.	LIST
305P	46060	1/8"	A	M-305-P	1.18	1.09	0.10	9.74
3055P	46061	1/4"	A	M-3055-P	1.60	1.14	0.18	...
3055PFH	46061L	1/4" Light Pattern	B	M-3055-P	1.88	1.09	0.21	46.65

NV108P 2305 818 3120

WARNING: This product can expose you to chemicals, including lead, which are known to the State of California to cause cancer and birth defects or other reproductive harm. For more information, visit www.P65Warnings.ca.gov

MID-AMERICA FITTINGS

D.O.T. AIR BRAKE-HOSES/ ENDS

BRASS FITTINGS

MADE IN THE USA

BRASS TRUCK VALVES

- Used in heavy duty truck, trailer and mobile markets.
- Used on water, oil and coolant lines.
- Forged brass construction with steel handle.
- Temperature range -40° - 250°
- Max pressure 250 psi
- Metal to metal seats for high heat/fluid compatibility
- Fine thread screw down to afford flow control ability and a positive seal.
- Not intended for natural gas, LPG, Nuclear or aircraft applications

BARB TO MALE PIPE

200 PSI

TV44

MAF #	REF #	SIZE	LIST
TV44-66	46450	3/8 x 3/8	15.81
TV44PH-66*		3/8" x 3/8"	22.22
TV44-86		1/2" x 3/8"	32.26
TV44-106	46451	5/8 x 3/8	17.91
TV44PH-106*		5/8" x 3/8"	34.33
TV44-108	46455	5/8 x 1/2	38.17
TV44-126	46457	3/4 x 3/8	50.43
TV44-128	46456	3/4 x 1/2	40.20

* Pin handle

404V

FEMALE TO MALE PIPE

TV45

MAF #	REF #	SIZE	LIST
TV45-66	46465	3/8 x 3/8	28.39
TV45-68	46466	3/8 x 1/2	31.85
TV45-88	46467	1/2 x 1/2	34.10

405V

FLARE TO MALE PIPE BRASS TRUCK VALVE

MAF #	REF #	SIZE	LIST
TV49-64		3/8" x 1/4"	28.52
TV49-66		3/8" x 3/8"	29.86
TV49-68		3/8" x 1/2"	35.29
TV49-86		1/2" x 3/8"	34.60
TV49-88	46475	1/2" x 1/2"	71.10
TV49-108	46476	5/8" x 1/2"	32.08
TV412-108*	46485	5/8" x 1/2"	33.71

* Male pipe x Flare

NYLON AIR BRAKE X MIP

MAF #	REF #	SIZE	LIST
TV48NA-88		1/2" x 1/2"	44.64
TV410NA-88*		1/2" x 1/2"	35.98

* MIP x NAB

WARNING: This product can expose you to chemicals, including lead, which are known to the State of California to cause cancer and birth defects or other reproductive harm. For more information, visit www.P65Warnings.ca.gov



SOLID BOTTOM FUEL VALVES

- Approved for use on Motorcraft fuel lines.
- Pointer lever.
- 90° turn stop mechanism to assure positive location of the on and off positions.

- Corrosion proofed internal construction assures maximum salt atmosphere protection.
- Port hole is 1/4 (.250) diameter.
- UL listed for use in fuel oils no. 1 & no. 2, LP gas and utility gas.

O-RING SEALED MALE X FEMALE

MAF #	REF #	SIZE	LIST
170C-2	46400	1/8"	29.66
170C-4	46401	1/4"	27.18
170C-6	46402	3/8"	30.04

PIPE MALE X FEMALE - MARINE FUEL



MAF #	REF #	SIZE	LIST
M670C-2	46400M	1/8 x 1/8	49.97
M670C-4	46401M	1/4 x 1/4	40.21
M670C-6	46402M	3/8 x 3/8	43.89

8980

PIPE MALE X MALE - MARINE FUEL VALVE



MAF #	REF #	SIZE	LIST
M671C-4	46406M	1/4 x 1/4	45.67

8990

- Good for Propane

PIPE FEMALE X FEMALE



MAF #	REF #	SIZE	LIST
M672C-4*	46411M	1/4 x 1/4	44.49
172C-4	46411		32.22

* Marine fuel valve

8975

MALE PIPE X FLARE - MARINE FUEL VALVE



MAF #	REF #	SIZE	LIST
M675C-64	46429M	1/4 x 3/8	41.66
M675C-66	46430M	3/8 x 3/8	67.34

8948

WARNING: This product can expose you to chemicals, including lead, which are known to the State of California to cause cancer and birth defects or other reproductive harm. For more information, visit www.P65Warnings.ca.gov

D.O.T. AIR BRAKE-HOSES/ ENDS

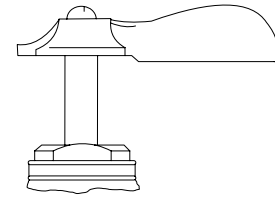
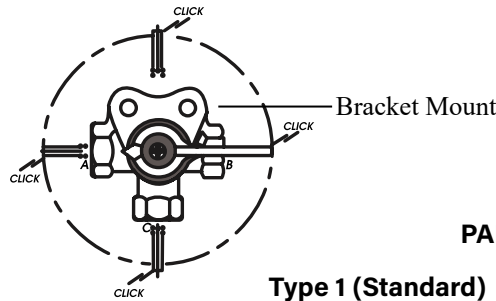
BRASS FITTINGS

MADE IN THE USA

GROUND PLUG SHUT-OFF COCKS

NON-LUBRICATED PLUG VALVES are designed to operate in systems where INSTANTANEOUS PORT SELECTION is desired. Since LUBRICANTS ARE NOT USED, relubrication is not required. There is no lubricant to freeze and lock the valve or to contaminate fine fluids. The O-RING SEALED CAP and STEM eliminate leakage to atmosphere. The mating BRASS BODY and CELCON PLUG produce a fine seal that WILL NOT SEIZE OR GALL.

Designed for PANEL or BRACKET MOUNTING. They are generally recommended for operation in GASOLINE, OIL, AIR, WATER and DETERGENT systems from minus 40° to 180°F, at a maximum operating pressure of 30 p.s.i.g. The fluid port size is 9/32 (.281) diameter for 1/8 and 1/4 sizes, 5/16 (.312) diameter for the 3/8 size. **(Consult factory for applications requiring a higher pressure).**

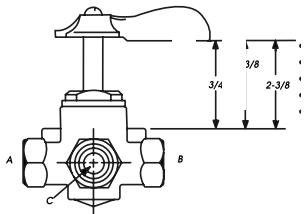


PANEL MOUNTING AVAILABLE

Type 1 (Standard)

A pronounced "click" may be felt at each position.
Handle travel is not restricted.

THREE-WAY VALVES (SIDE OUTLET)



- 1-3/8" Stem
- Side Outlet
- Bracket Mounting
- O-Ring Sealed
- 4-way celcon roter standard

M-108-MID WITH CLICK 360°

MAF #	REF #	A-B-C FEMALE PIPE THREAD	LENGTH OF STEM	LIST
210C-2	46250	1/8	1-3/8"	39.68
210C-4	46251	1/4	1-3/8"	38.78
210C-6	46252	3/8	1-3/8"	45.63

Openings:

Handle Pointer over A.....Valve Open A-C
 Handle Pointer over C.....Valve Open B-C
 Handle Pointer over B.....Valve "OFF"
 Handle Pointer over Bracket.....Valve "OFF"

V406P 6749

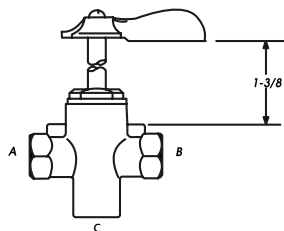
WARNING: This product can expose you to chemicals, including lead, which are known to the State of California to cause cancer and birth defects or other reproductive harm. For more information, visit www.P65Warnings.ca.gov

SPECIALTY VALVES

BRASS FITTINGS

MADE IN THE USA

THREE-WAY VALVES (BOTTOM OUTLET)



- 1-3/8" Stem
- Side Outlet
- Bracket Mounting
- O-Ring Sealed
- 4-way celcon roter standard

LESS CLICK

MAF #	REF #	A-B-C FEMALE PIPE THREAD	LENGTH OF STEM	LIST
120C-4	46241	1/4	1-3/8"	39.74

WITH CLICK 360°

MAF #	REF #	A-B-C FEMALE PIPE THREAD	LENGTH OF STEM	LIST
220C-2	46243	1/8	1-3/8"	46.25
220C-4	46244	1/4	1-3/8"	41.56

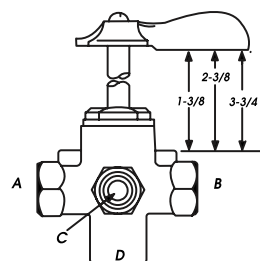
Openings:

Handle Pointer over A.....Valve Open A-C

Handle Pointer over B.....Valve Open B-C

Handle Pointer over Bracket.....Valve "OFF"

FOUR-WAY VALVES



- Side Outlet
- Bracket Mounting
- O-Ring Sealed
- 4-way celcon roter standard

LESS CLICK

MAF #	REF #	A-B-C FEMALE PIPE THREAD	LENGTH OF STEM	LIST
220C-4LC	46257	1/4	1-3/8"	...

M-114-MID WITH CLICK (360°)

MAF #	REF #	A-B-C FEMALE PIPE THREAD	LENGTH OF STEM	LIST
200C-4	46255	1/4	1-3/8"	42.15
200C-6	46256	3/8	1-3/8"	50.31

WITH 2-3/8" LONG STEM M-115-MID

MAF #	REF #	A-B-C FEMALE PIPE THREAD	LENGTH OF STEM	LIST
215C-4	46260	1/4	2-3/8"	42.60
215C-6		3/8		49.61

Openings:

Handle Pointer over A.....Valve Open A-D

Handle Pointer over C.....Valve Open C-D

Handle Pointer over B.....Valve Open B-D

Handle Pointer over Bracket.....Valve "OFF"

WARNING: This product can expose you to chemicals, including lead, which are known to the State of California to cause cancer and birth defects or other reproductive harm. For more information, visit www.P65Warnings.ca.gov

MID-AMERICA FITTINGS

SPECIALTY VALVES

BRASS FITTINGS

MADE IN THE USA

BRASS MINIATURE BALL VALVES

- Working Pressure up to 1000 P.S.I.G.
- ASTM B-16 Corrosion Resistant Brass Body.
- Non-Adjusting Viton O-Ring Stem Seal Design Never Needs Tightening.
- Highly Inert Teflon Seats.
- Long Life Nickel Plated Brass Ball.
- Blow-Out Proof Stem for Safety.
- Temperature: -40°F to 300°F
- 1/4 Turn Instantaneous On-Off Operation.
- Quarter Turn Handle Design.
- Water, Oil, and Air Pressure Systems.
- Ideal for tight, confined areas, or when routing aesthetics are desired. Applications include instrumentation, gas sampling systems, high pressure gauges, test stands, hydraulic and pneumatic service lines on capital equipment.
- Not good for steam.
- Good for propane, gas and diesel.

MALE X FEMALE

MAF #	REF #	SIZE	LIST
350BV-22	46900	1/8 x 1/8	30.46
350BV-44	46903	1/4 x 1/4	30.43

MALE X MALE

MAF #	REF #	SIZE	LIST
351BV-22	46910	1/8 x 1/8	33.73
351BV-44	46912	1/4 x 1/4	32.92

MALE PIPE X HOSE BARB

MAF #	REF #	SIZE	LIST
357BV-42	47042	1/8 x 1/4	41.07
357BV-44	46980	1/4 x 1/4	30.71
357BV-46	46981	1/4 x 3/8	...
357BV-54		5/16" x 1/4"	29.06
357BV-64		3/8" x 1/4"	28.78
357BV-66		3/8" x 3/8"	29.06
357BV-88		1/2" x 1/2"	35.66

WARNING: This product can expose you to chemicals, including lead, which are known to the State of California to cause cancer and birth defects or other reproductive harm. For more information, visit www.P65Warnings.ca.gov

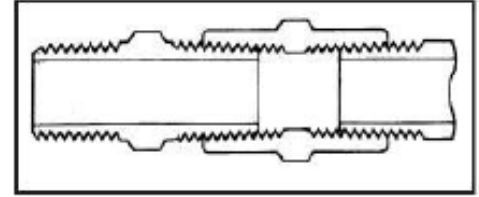
LEAD FREE PIPE

BRASS FITTINGS

MADE IN THE USA

BRASS PIPE FITTINGS LEAD FREE

- One piece construction, available in barstock or forgings
- Used with brass or steel pipe
- All pipe threads are "American Standard Taper Pipe Threads"
- Fair vibration resistance
- Used in low to medium pressure applications
- Teflon tape or pipe sealant is recommended
- Pipe threads should be tightened 2 1/2 turns past finger tight



Nominal Pipe Size	1/8	1/4	3/8	1/2	3/4	1
Thread size	1/8-27	1/4-18	3/8-18	1/2-14	3/4-14	1-11 1/2
Approx. Diameter in inches	3/8"	1/2"	5/8"	3/4"	1"	1-3/8"

BRASS PIPE FITTINGS

ELBOW 90° BARSTOCK



706100
LF100

MAF #	REF #	SIZE	LIST
LF100-2	28001LF	1/8"	7.06
LF100-4	28002LF	1/4"	11.92
LF100-6	28003LF	3/8"	19.12
LF100-8	28004LF	1/2"	30.73
LF100-12	28005LF	3/4"	40.90

TEE BARSTOCK



76101
LF101

MAF #	REF #	SIZE	LIST
LF101-2	28024LF	1/8"	10.45
LF101-4	28025LF	1/4"	15.40
LF101-6	28026LF	3/8"	27.42
LF101-8	28027LF	1/2"	37.93
LF101-12	28028LF	3/4"	44.26

ELBOW 45°



706107
LF10045

MAF #	REF #	SIZE	LIST
LF10045-2	28018LF	1/8"	18.49
LF10045-4	28019LF	1/4"	19.30

CROSS BARSTOCK



706102
LF102

MAF #	REF #	SIZE	LIST
LF102-2	28041LF	1/8"	20.45
LF102-4	28042LF	1/4"	33.93
LF102-6	28043LF	3/8"	46.30
LF102-8	28044LF	1/2"	49.40
LF102-12	28045LF	3/4"	80.58

WARNING: This product can expose you to chemicals, including lead, which are known to the State of California to cause cancer and birth defects or other reproductive harm. For more information, visit www.P65Warnings.ca.gov

MID-AMERICA FITTINGS



LEAD FREE PIPE

BRASS FITTINGS

MADE IN THE USA

COUPLING



706103
LF103

MAF #	REF #	SIZE	LIST
LF103-2	28058LF	1/8"	5.85
LF103-4	28059LF	1/4"	6.52
LF103-6	28060LF	3/8"	9.00
LF103-8	28061LF	1/2"	11.21
LF103-12	28062LF	3/4"	15.70

CAP



706108
LF108

MAF #	REF #	SIZE	LIST
LF108-2	28075LF	1/8"	3.39
LF108-4	28076LF	1/4"	4.06
LF108-6	28077LF	3/8"	8.77
LF108-8	28078LF	1/2"	10.75
LF108-12	28079LF	3/4"	17.14
LF108-16		1"	41.94

X-HEAVY COUPLING



706303

MAF #	REF #	SIZE	LIST
LF23300X2		1/8"	...
LF23300X4	28059EHLF	1/4"	...
LF23300X6		3/8"	6.73
LF23300X8		1/2"	...

PLUG CORED SQUARE HEAD



706109
LF109

MAF #	REF #	SIZE	LIST
LF109-2	28084LF	1/8"	...
LF109-4	28085LF	1/4"	...
LF109-6	28086LF	3/8"	...
LF109-8	28087LF	1/2"	...
LF109-12	28088LF	3/4"	12.53
LF109-16		1"	...

UNION



706104
LF104

MAF #	REF #	SIZE	LIST
LF104-2	28067LF	1/8"	36.89
LF104-4	28068LF	1/4"	39.01
LF104-6	28069LF	3/8"	61.34
LF104-8	28070LF	1/2"	68.53
LF104-12	28071LF	3/4"	62.58

PLUG SOLID SQUARE HEAD



706114
LF109SD

MAF #	REF #	SIZE	LIST
LF109SD-2	28084SLF	1/8"	3.94
LF109SD-4	28085SLF	1/4"	3.91
LF109SD-6	28086SLF	3/8"	5.88
LF109SD-8	28087SLF	1/2"	9.94
LF109SD-12	28088SLF	3/4"	15.52
LF109SD-16		1"	24.40
LF109SD-20		1-1/4"	37.30
LF109SD-24		1-1/2"	55.92
LF109SD-32		2"	94.90

WARNING: This product can expose you to chemicals, including lead, which are known to the State of California to cause cancer and birth defects or other reproductive harm. For more information, visit www.P65Warnings.ca.gov



LEAD FREE PIPE

BRASS FITTINGS

MADE IN THE USA

COUNTERSUNK PLUG HEX



706115
LF109AL

MAF #	REF #	SIZE	LIST
LF109AL-2	28093LF	1/8"	2.31
LF109AL-4	28094LF	1/4"	3.55
LF109AL-6	28095LF	3/8"	4.49
LF109AL-8	28096LF	1/2"	6.90
LF109ALFM-8		1/2"	6.25
LF109AL-12	28097LF	3/4"	11.55

SLOTTED HEAD



MAF #	REF #	SIZE	LIST
LF117-2		1/8"	2.86
LF117-4		1/4"	3.33
LF117-6		3/8"	5.76
LF117-8		1/2"	9.48

PLUG CORED HEX HEAD



706121
LF121

MAF #	REF #	SIZE	LIST
LF121-2	28201LF	1/8"	2.09
LF121-4	28202LF	1/4"	3.37
LF121-6	28203LF	3/8"	5.97
LF121-8	28204LF	1/2"	8.85
LF121-12	28205LF	3/4"	10.94
LF121-16		1"	21.73

PLUG SOLID HEX HEAD



706125

MAF #	REF #	SIZE	LIST
LF121S-2	28201SLF	1/8"	3.19
LF121S-4	28202SLF	1/4"	4.18
LF121S-6	28203SLF	3/8"	7.33
LF121S-8	28204SLF	1/2"	10.39
LF121S-12		3/4"	14.71
LF121S-16		1"	24.76

HEX BUSHING



706110
LF110

MAF #	REF #	SIZE	LIST
LF110-42	28102LF	1/4" x 1/8"	1.93
LF110-62	28103LF	3/8" x 1/8"	3.91
LF110-64	28104LF	3/8" x 1/4"	2.92
LF110-82	28105LF	1/2" x 1/8"	6.43
LF110-84	28106LF	1/2" x 1/4"	4.63
LF110-86	28107LF	1/2" x 3/8"	4.81
LF110-122	28108LF	3/4" x 1/8"	12.28
LF110-124	28109LF	3/4" x 1/4"	8.76
LF110-126	28110LF	3/4" x 3/8"	9.49
LF110-128	28111LF	3/4" x 1/2"	7.15
LF110-162		1" x 1/8"	19.30
LF110-164	28112LF	1" x 1/4"	18.49
LF110-166	28113LF	1" x 3/8"	18.22
LF110-168	28114LF	1" x 1/2"	17.58
LF110-1612	28115LF	1" x 3/4"	16.06

WARNING: This product can expose you to chemicals, including lead, which are known to the State of California to cause cancer and birth defects or other reproductive harm. For more information, visit www.P65Warnings.ca.gov

MID-AMERICA FITTINGS



LEAD FREE PIPE

BRASS FITTINGS

MADE IN THE USA

FACE BUSHING



706140
LF110F

MAF #	REF #	SIZE	LIST
LF110F-42	28121LF	1/4" x 1/8"	5.85
LF110F-62		3/8" x 1/8"	8.68
LF110F-64	28116LF	3/8" x 1/4"	6.21
LF110F-84		1/2" x 1/4"	9.12
LF110F-86	28117LF	1/2" x 3/8"	6.67
LF110F-124		3/4" x 1/4"	14.64
LF110F-126		3/4" x 3/8"	12.70
LF110F-128	28118LF	3/4" x 1/2"	10.30
LF110F-1612		1" x 3/4"	19.92

LOCKNUTS



MAF #	REF #	SIZE	LIST
LF111-2		1/8"	5.06
LF111-4		1/4"	5.55
LF111-6		3/8"	7.25
LF111-8		1/2"	10.52
LF111-12		3/4"	13.72

CLOSE NIPPLE



706112
LF112

MAF #	REF #	SIZE	LIST
LF112-2	28131LF	1/8"	2.74
LF112-4	28132LF	1/4"	3.00
LF112-6	28133LF	3/8"	3.64
LF112-8	28134LF	1/2"	...
LF112-12	28135LF	3/4"	7.53

LONG NIPPLE



706113
LF113

MAF #	REF #	SIZE	LIST
LF113-224	28140LF	1/8" x 1-1/2"	3.56
LF113-232	28141LF	1/8" x 2"	4.11
LF113-240	28142LF	1/8" x 2-1/2"	4.89
LF113-248	28143LF	1/8" x 3"	6.19
LF113-424	28144LF	1/4" x 1-1/2"	4.77
LF113-432	28145LF	1/4" x 2"	5.41
LF113-440	28146LF	1/4" x 2-1/2"	6.25
LF113-448	28147LF	1/4" x 3"	9.77
LF113-624	28148LF	3/8" x 1-1/2"	5.79
LF113-632	28149LF	3/8" x 2"	6.67
LF113-640	28-150LF	3/8" x 2-1/2"	8.86
LF113-824		1/2" x 1-1/2"	6.84
LF113-832		1/2" x 2"	8.14
LF113-840		1/2" x 2-1/2"	11.18
LF113-848		1/2" x 3"	13.35

HEX NIPPLE



706122
LF23325X
LF122

MAF #	REF #	SIZE	LIST
LF122-2	28211LF	1/8"	2.83
LF23325X2		1/8"	2.49
LF122-4	28212LF	1/4"	4.25
LF23325X4	28213LF	1/4"	5.53
LF122-6		3/8"	5.54
LF23325X6	28214LF	3/8"	7.06
LF122-8		1/2"	10.10
LF23325X8	28215LF	1/2"	11.92
LF122-12	28216LF	3/4"	16.67
LF122-16		1"	24.28
LF122-20		1-1/4"	48.42
LF122-24		1-1/2"	74.30
LF122-32		2"	122.77

WARNING: This product can expose you to chemicals, including lead, which are known to the State of California to cause cancer and birth defects or other reproductive harm. For more information, visit www.P65Warnings.ca.gov



LEAD FREE PIPE

BRASS FITTINGS

MADE IN THE USA

REDUCING HEX NIPPLE



706123
LF123

MAF #	REF #	SIZE	LIST
LF123-42	28220LF	1/4" x 1/8"	3.60
LF123-62	28221LF	3/8" x 1/8"	8.32
LF123-64	28222LF	3/8" x 1/4"	8.19
LF123-84	28223LF	1/2" x 1/4"	11.42
LF123-86	28224LF	1/2" x 3/8"	10.73
LF123-128	28225LF	3/4" x 1/2"	16.45

REDUCING COUPLING



706119
LF119

MAF #	REF #	SIZE	LIST
LF119-42	28181LF	1/4" x 1/8"	6.40
LF119-62	28182LF	3/8" x 1/8"	9.24
LF119-64	28183LF	3/8" x 1/4"	8.45
LF119-82	28180LF	1/2" x 1/8"	15.52
LF119-84	28184LF	1/2" x 1/4"	12.44
LF119-86	28185LF	1/2" x 3/8"	11.40
LF119-126		3/4" x 3/8"	19.94
LF119-128	28189LF	3/4" x 1/2"	16.44

ADAPTER



706120
LF120

MAF #	REF #	SIZE	LIST
LF120-22	28190LF	1/8" x 1/8"	3.27
LF120-42	28191LF	1/4" x 1/8"	4.99
LF120-44	28192LF	1/4" x 1/4"	6.70
LF120-62	28198LF	3/8" x 1/8"	10.75
LF120-64	28193LF	3/8" x 1/4"	10.90
LF120-66	28194LF	3/8" x 3/8"	9.59
LF120-82		1/2" x 1/8"	12.99
LF120-84	28199LF	1/2" x 1/4"	10.96
LF120-86	28195LF	1/2" x 3/8"	11.13
LF120-88	28196LF	1/2" x 1/2"	14.13
LF120-126		3/4" x 3/8"	31.72
LF120-128	28208LF	3/4" x 1/2"	19.00
LF120-1212	28209LF	3/4" x 3/4"	21.25
LF120-1612		1" x 3/4"	37.30

BARSTOCK* ST ELBOW



706118
LF116

MAF #	REF #	SIZE	LIST
LF116-2	28156LF	1/8"	8.59
LF116-4	28157LF	1/4"	10.15
LF116-6	28158LF	3/8"	13.28
LF116-8	28159LF	1/2"	24.74
LF116-12	28160LF	3/4"	41.64

FORGED STREET ELBOW 90°



706216

MAF #	REF #	SIZE	LIST
LF116F-8	28168LF	1/2"	12.82
LF116F-12	28169LF	3/4"	20.38

REDUCING FORGED STREET ELBOW



706228

MAF #	REF #	SIZE	LIST
LF128-42*	28261LF	1/4" x 1/8"	12.91
LF128F-68	28264LF	3/8" x 1/2"	14.29
LF128F-86	28265LF	1/2" x 3/8"	14.29

*Barstock

Forged and Barstock shapes may be substituted for one another in Lead Free.

STREET ELBOW 45°



706124
LF124

MAF #	REF #	SIZE	LIST
LF124-2	28230LF	1/8"	10.60
LF124-4	28231LF	1/4"	17.91
LF124-6	28232LF	3/8"	24.59
LF124-8	28233LF	1/2"	39.10

WARNING: This product can expose you to chemicals, including lead, which are known to the State of California to cause cancer and birth defects or other reproductive harm. For more information, visit www.P65Warnings.ca.gov

MID-AMERICA FITTINGS

LEAD FREE PIPE

BRASS FITTINGS

MADE IN THE USA

STREET TEE BARSTOCK

706127
LF127

MAF #	REF #	SIZE	LIST
LF127-2	28245LF	1/8"	22.77
LF127-4	28246LF	1/4"	22.93
LF127-6	28247LF	3/8"	25.24
LF127-8	28248LF	1/2"	43.78
LF127-12	28249LF	3/4"	42.76

ELBOW BARSTOCK



706130

MAF #	REF #	SIZE	LIST
LF23455X2	28266BLF	1/8"	...
LF23455X4	28267BLF	1/4"	37.30

TEE BARSTOCK

706131
LF131

	REF #	SIZE	LIST
LF131-2	28281LF	1/8"	15.76
LF131-4	28282LF	1/4"	19.21
LF131-6	28283LF	3/8"	...
LF131-8	28284LF	1/2"	47.20

WARNING: This product can expose you to chemicals, including lead, which are known to the State of California to cause cancer and birth defects or other reproductive harm. For more information, visit www.P65Warnings.ca.gov



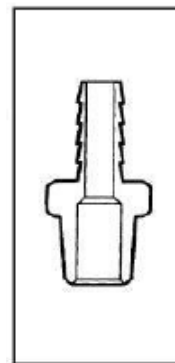
LEAD FREE HOSE BARBS

BRASS FITTINGS

MADE IN THE USA

BRASS HOSE BARBS LEAD FREE

- One piece, except swivels (nut and stem)
- Used with plastic tubing or rubber hose
- -40° to 200° F. temperature range
- Intended for use with hose clamp or crimp type ferrule
- Barbed edges provide positive connection
- Excellent vibration resistance
- Barb size is hose I.D.



RIGID MALE ADAPTER



707001
LF29

MAF #	REF #	HOSE I.D. X MALE NPTF	LIST
LF29-22	32001LF	1/8" x 1/8"	4.09
LF29-24	32027LF	1/8" x 1/4"	6.94
LF29-32	32002LF	3/16" x 1/8"	4.09
LF29-34	32003LF	3/16" x 1/4"	4.36
LF29-42	32004LF	1/4" x 1/8"	3.37
LF29-44	32005LF	1/4" x 1/4"	3.46
LF29-46	32006LF	1/4" x 3/8"	6.18
LF29-48	32007LF	1/4" x 1/2"	11.55
LF29-412	32954LF	1/4" x 3/4"	11.35
LF29-52	32008LF	5/16" x 1/8"	3.46
LF29-54	32009LF	5/16" x 1/4"	4.27
LF29-56	32010LF	5/16" x 3/8"	6.43
LF29-62	32011LF	3/8" x 1/8"	4.94
LF29-64	32012LF	3/8" x 1/4"	3.55
LF29-66	32013LF	3/8" x 3/8"	4.09
LF29-68	32014LF	3/8" x 1/2"	8.39
LF29-612	32026LF	3/8" x 3/4"	12.15
LF29-84	32015LF	1/2" x 1/4"	7.20
LF29-86	32016LF	1/2" x 3/8"	5.53
LF29-88	32017LF	1/2" x 1/2"	6.76
LF29-812	32018LF	1/2" x 3/4"	12.83
LF29-106	32019LF	5/8" x 3/8"	11.29
LF29-108	32020LF	5/8" x 1/2"	7.67
LF29-1012	32021LF	5/8" x 3/4"	12.96
LF29-126	32306LF	3/4" x 3/8"	12.46
LF29-128	32022LF	3/4" x 1/2"	11.38
LF29-1212	32023LF	3/4" x 3/4"	12.30
LF29-1612	32024LF	1" x 3/4"	25.06
LF29-1616	32025LF	1" x 1"	27.18

RIGID FEMALE ADAPTER



707002
LF29F

MAF #	REF #	HOSE I.D. X FEMALE NPTF	LIST
LF29F-22	32050LF	1/8" x 1/8"	6.43
LF29F-24	32317LF	1/8" x 1/4"	8.58
LF29F-32	32051LF	3/16" x 1/8"	7.67
LF29F-34	32062LF	3/16" x 1/4"	8.42
LF29F-42	32052LF	1/4" x 1/8"	4.45
LF29F-44	32053LF	1/4" x 1/4"	6.61
LF29F-46	32054LF	1/4" x 3/8"	10.48
LF29F-48	32441LF	1/4" x 1/2"	10.93
LF29F-52	32055LF	5/16" x 1/8"	7.06
LF29F-54	32056LF	5/16" x 1/4"	8.05
LF29F-56	32318LF	5/16" x 3/8"	9.85
LF29F-62	32057LF	3/8" x 1/8"	5.44
LF29F-64	32058LF	3/8" x 1/4"	5.62
LF29F-66	32059LF	3/8" x 3/8"	9.92
LF29F-68	32063LF	3/8" x 1/2"	9.49
LF29F-84	32064LF	1/2" x 1/4"	10.28
LF29F-86	32060LF	1/2" x 3/8"	8.32
LF29F-88	32061LF	1/2" x 1/2"	8.58
LF29F-106		5/8" x 3/8"	11.92
LF29F-108		5/8" x 1/2"	9.94
LF29F-1212	32065LF	3/4" x 3/4"	17.25

WARNING: This product can expose you to chemicals, including lead, which are known to the State of California to cause cancer and birth defects or other reproductive harm. For more information, visit www.P65Warnings.ca.gov

MID-AMERICA FITTINGS

LEAD FREE HOSE BARBS

BRASS FITTINGS

MADE IN THE USA

MALE ELBOW



707020

MAF #	REF #	HOSE I.D. X MALE NPTF	LIST
LF29E-44BS	32039BLF	1/4" x 1/4"	18.88
LF29E-64BS	32041BLF	3/8" x 1/4"	19.21
LF29E-66BS	32042BLF	3/8" x 3/8"	22.14

MENDER/ SPLICER



706014

	REF #	HOSE I.D. X HOSE I.D.	LIST
LF29S-2	32091LF	1/8"	5.44
LF29S-3	32092LF	3/16"	5.33
LF29S-4	32093LF	1/4"	5.12
LF29S-5	32094LF	5/16"	5.87
LF29S-6	32095LF	3/8"	6.34
LF29S-8	32096LF	1/2"	8.33
LF29S-10	32097LF	5/8"	9.67
LF29S-12	32098LF	3/4"	13.72

WARNING: This product can expose you to chemicals, including lead, which are known to the State of California to cause cancer and birth defects or other reproductive harm. For more information, visit www.P65Warnings.ca.gov

LEAD FREE GARDEN HOSE

BRASS FITTINGS

MADE IN THE USA

FEMALE SWIVEL ONLY

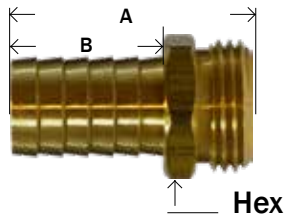


707046
LF29FGH

• WASHER INCLUDED

MAF #	REF #	HOSE BARB X FGH	LIST
LF29FGH-412		1/4" x 3/4"	8.91
LF29FGH-612	30031LF	3/8" x 3/4"	9.94
LF29FGH-812	30032LF	1/2" x 3/4"	9.94
LF29FGH-1012	30033LF	5/8" x 3/4"	9.94
LF29FGH-1212	30-034LF	3/4" x 3/4"	9.94

MALE END ONLY



707048
LF29MGH

MAF #	REF #	HOSE BARB X MGH	LIST
LF29MGH-412H		1/4" x 3/4"	...
LF29MGH-612H	30039LF	3/8" x 3/4"	...
LF29MGH-812H	30040LF	1/2" x 3/4"	...
LF29MGH-1012H	30041LF	5/8" x 3/4"	...
LF29MGH-1212H	30042LF	3/4" x 3/4"	...

GARDEN HOSE COUPLING



707042

• WASHER INCLUDED

	REF #	HOSE BARB	LIST
LF29GHS-4H		1/4"	...
LF29GHS-6H	30025LF	3/8"	...
LF29GHS-8H	30027LF	1/2"	...
LF29GHS-10H	30028LF	5/8"	...
LF29GHS-12H	30029LF	3/4"	...

SWIVEL - FGH X FGH



707403
LFS3

• WASHER INCLUDED

MAF #	REF #	FGH X FGH	LIST
LFS3	30011LF	3/4" x 3/4"	12.29
LF13GH	30012LF	no swivel	11.48

WARNING: This product can expose you to chemicals, including lead, which are known to the State of California to cause cancer and birth defects or other reproductive harm. For more information, visit www.P65Warnings.ca.gov

MID-AMERICA FITTINGS

LEAD FREE GARDEN HOSE

BRASS FITTINGS

MADE IN THE USA

SWIVEL - FGH X FEMALE PIPE



707401
LFS1
LFS2

• WASHER INCLUDED

MAF #	REF #	FGH X FEMALE NPTF	LIST
LFS1	30001LF	3/4" x 1/2"	13.33
LFS2	30006LF	3/4" x 3/4"	16.67

RIGID - FGH X FEMALE PIPE



707482

• WASHER INCLUDED

MAF #	REF #	FGH X FEMALE NPTF	LIST
LF73GH	30016LF	3/4" x 1/8"	0.00
LF82GH	30078LF	3/4" x 1/2"	8.76
LF83GH	30083LF	3/4" x 3/4"	10.48

SWIVEL - FGH X MALE PIPE



707420

• WASHER INCLUDED

MAF #	REF #	FGH X MALE NPTF	LIST
LF102GH	30047LF	3/4" x 1/4"	14.84
LF103GH	30048LF	3/4" x 3/8"	15.23
LF104GH	30049LF	3/4" x 1/2"	14.96
LF105GH		8/4" x 8/4"	15.64

RIGID - FGH X MALE PIPE



707484

• WASHER INCLUDED

MAF #	REF #	FGH X FEMALE NPTF	LIST
LF84GHS	30088LF	3/4" x 1/2"(1/2"SWT)	11.29
LF85GHT	30-094LF	3/4" x 3/4"(1/2" FIP)	9.78

RIGID - MGH X MGH



707486
LF85GHT

MAF #	REF #	MGH X MGH	LIST
LF86GHT	30098LF	3/4" x 3/4" (1/2" FIP)	11.29

RIGID - MGH X FEMALE PIPE



707480
LF110GH-124

MAF #	REF #	MGH X FE-MALE NPTF	LIST
LF74GH	30066LF	3/4" x 1/4"	11.91
LF110GH-124		3/4" x 1/4"	12.99
LF80GH-126	30067LF	3/4" x 3/8"	13.72
LF80GH	30068LF	3/4" x 1/2"	7.89
LF81GH	30073LF	3/4" x 3/4"	11.93

WARNING: This product can expose you to chemicals, including lead, which are known to the State of California to cause cancer and birth defects or other reproductive harm. For more information, visit www.P65Warnings.ca.gov

LEAD FREE GARDEN HOSE

BRASS FITTINGS

MADE IN THE USA

RIGID - MGH X MALE PIPE



707478
LF68GH1216

MAF #	REF #	MGH X MALE NPTF	LIST
LF76GH	30052LF	3/4" x 1/4"	...
LF77GH	30053LF	3/4" x 3/8"	12.44
LF78GH	30058LF	3/4" x 1/2"	...
LF78GHS	30058SLF	3/4" x 1/2" (1/2" SWT)	11.79
LF79GHT	30063LF	3/4" x 3/4" x 1/2"	14.49
LF79GH		3/4" x 3/4"	9.99
LF68GH-1216		3/4" x 1"	21.00


GARDEN HOSE CAP



707404
LFHC-12W

MAF #	REF #	SIZE	LIST
LFHC-12W	30103LF	3/4"	6.07

GARDEN HOSE NUT



707407

MAF #	REF #	SIZE	LIST
LFGHNC	30021LF	Knurled	5.13
LFHC-12W		w/ washer	6.07
LFGHP	30026LF	Plug	9.94
LFGHNNH	30022LF	Hex Nut	6.16

EVAPORATING COOLER ADAPTERS



LFECF12



LFECF12H



LFECF8

MAF #	REF #	SIZE	LIST
LFECF12*	30019LF	3/4" x 3/4"	22.99
LFECF12H**	30020LF	3/4" x 3/4"	19.63
LFECF8	30013LF	1/2" x 1/2"	15.70

* Pipe Threads

** Garden Hose Threads

WARNING: This product can expose you to chemicals, including lead, which are known to the State of California to cause cancer and birth defects or other reproductive harm. For more information, visit www.P65Warnings.ca.gov

MID-AMERICA FITTINGS

LEAD FREE FLARE

BRASS FITTINGS

MADE IN THE USA

45° SAE BRASS FLARE FITTINGS

- Two pieces construction – nut and body
- Use with copper, brass, aluminum, or steel tubing
- -40° to +250° F. temperature range
- Resists mechanical pullout
- Easy to disassemble and can be reassembled many times, with no effect on the seal
- Primary uses: fuel equipment, plumbing, gases, refrigeration, and vacuum lines
- Meet functional requirements for SAE, ASME and ASA codes for pressure piping



TO ASSEMBLE:

- 1 Cut smooth, square end on tubing
- 2 Slide nut onto tube - threads facing end
- 3 Flare end of tube
- 4 Thread nut to body until snug, then

Tube O.D.	1/8	3/16	1/4	5/16	3/8	7/16	1/2	5/8	3/4	7/8	1
Thread Size	5/16-24	3/8-24	7/16-20	1/2-20	5/8-18	11/16-16	3/4-16	7/8-14	11/16-14	1-1/4-12	1 3/8-12

SHORT ROD NUT



704014
LF41S
LF41XS

MAF #	REF #	THREAD SIZE UNF	LIST
LF41S-2	10013LF	1/8"	2.74
LF41S-3	10014LF	3/16"	2.65
LF41S-4	10015LF	1/4"	2.16
LF41S-5	10016LF	5/16"	4.18
LF41S-6	10017LF	3/8"	2.92
LF41S-7	10018LF	7/16"	13.94
LF41S-8	10019LF	1/2"	4.72
LF41S-10	10020LF	5/8"	6.25
LF41SR-108		5/8" x 1/2"	14.40
LF41S-12	10021LF	3/4"	18.72

UNION



704042
LF242

MAF #	REF #	THREAD SIZE UNF	LIST
LF242X2	10104LF	1/8"	3.55
LF242X3	10105LF	3/16"	6.43
LF242X4	10106LF	1/4"	7.13
LF242X5	10107LF	5/16"	6.76
LF242X6	10108LF	3/8"	7.13
LF242X6X4	10118LF	3/8" x 1/4"	7.15
LF242X8	10109LF	1/2"	8.85
LF242X8X4	10120LF	1/2" x 1/4"	9.49
LF242X8X6	10121LF	1/2" x 3/8"	8.76
LF242X10	10110LF	5/8"	11.29
LF242X10X6	10122LF	5/8" x 3/8"	11.29
LF242X10X8	10123LF	5/8" x 1/2"	10.36
LF242X12	10111LF	3/4"	21.37

SHORT FORGED NUT



704018

MAF #	REF #	THREAD SIZE UNF	LIST
LF41XS-4	10039LF	1/4"	2.99
LF41XS-6	10041LF	3/8"	4.45
LF41XSR-64	10052LF	3/8" x 1/4"	0.00
LF41XS-8	10042LF	1/2"	5.72
LF41XSR-86	10054LF	1/2" x 3/8"	6.76

CAP



704040
LF40

MAF #	REF #	THREAD SIZE UNF	LIST
LF40-4	10075LF	1/4"	2.47
LF40-5	10076LF	5/16"	4.94
LF40-6	10077LF	3/8"	3.19
LF40-8	10078LF	1/2"	5.03
LF40-10	10079LF	5/8"	6.43
LF40-12	10080LF	3/4"	16.60

WARNING: This product can expose you to chemicals, including lead, which are known to the State of California to cause cancer and birth defects or other reproductive harm. For more information, visit www.P65Warnings.ca.gov

LEAD FREE FLARE

BRASS FITTINGS

MADE IN THE USA

PLUG



70439
LF39

MAF #	REF #	THREAD SIZE UNF	LIST
LF39-4	10064LF	1/4"	3.91
LF39-6	10066LF	3/8"	4.45
LF39-8	10067LF	1/2"	6.43
LF39-10	10068LF	5/8"	7.67

FEMALE ADAPTER



704046
LF46

MAF #	REF #	MALE FLARE X FEMALE NPTF	LIST
LF46-42	10228LF	1/4" x 1/8"	3.20
LF46-44	10229LF	1/4" x 1/4"	5.53
LF46-46	10230LF	1/4" x 3/8"	7.15
LF46-64	10235LF	3/8" x 1/4"	4.72
LF46-66	10236LF	3/8" x 3/8"	5.80
LF46-68	10237LF	3/8" x 1/2"	6.76
LF46-612	10238LF	3/8" x 3/4"	12.82
LF46-84	10239LF	1/2" x 1/4"	8.85
LF46-86	10240LF	1/2" x 3/8"	8.45
LF46-88	10241LF	1/2" x 1/2"	10.39
LF46-812	10242LF	1/2" x 3/4"	15.69
LF46-108	10244LF	5/8" x 1/2"	11.51
LF46-1012	10245LF	5/8" x 3/4"	16.94
LF46-1212	10247LF	3/4" x 3/4"	27.40

FORGED FEMALE SWIVEL



704070
LF700

MAF #	REF #	FEMALE FLARE UNF	LIST
LF700-4	10481LF	1/4"	9.04
LF700-6	10483LF	3/8"	11.18
LF700-8	10484LF	1/2"	13.94
LF700-10	10485LF	5/8"	34.67
LF700R-64	10487LF	3/8" x 1/4"	17.86
LF700R-86	10488LF	1/2" x 3/8"	19.30

MALE ADAPTER



704048
LF48
LF248

MAF #	REF #	MALE FLARE X MALE NPTF	LIST
LF48-22	10253LF	1/8" x 1/8"	5.85
LF48-32	10254LF	3/16" x 1/8"	5.53
LF48-34	10252LF	3/16" x 1/4"	7.06
LF248X4	10255LF	1/4" x 1/8"	3.19
LF48-44	10256LF	1/4" x 1/4"	3.19
LF248X4X4	10256EHLF	1/4" x 1/4"	5.53
LF48-46	10257LF	1/4" x 3/8"	5.35
LF48-48	10258LF	1/4" x 1/2"	10.48
LF48-62	10262LF	3/8" x 1/8"	6.85
LF48-64	10263LF	3/8" x 1/4"	4.81
LF248X6		3/8" x 1/4"	5.85
LF48-66	10264LF	3/8" x 3/8"	5.35
LF48-68	10265LF	3/8" x 1/2"	7.06
LF48-612	10266LF	3/8" x 3/4"	14.85
LF48-84	10267LF	1/2" x 1/4"	8.99
LF48-86	10268LF	1/2" x 3/8"	7.05
LF48-88	10269LF	1/2" x 1/2"	7.42
LF48-812	10270LF	1/2" x 3/4"	10.93
LF48-106	10272LF	5/8" x 3/8"	15.16
LF48-108	10273LF	5/8" x 1/2"	8.58
LF48-1012	10274LF	5/8" x 3/4"	13.55
LF48-128	10275LF	3/4" x 1/2"	15.76
LF48-1212	10276LF	3/4" x 3/4"	23.65
LF48-1412	10278LF	7/8" x 3/4"	30.42

UNION ELBOW



704055
BS
LF255B

MAF #	REF #	FLARE X FLARE	LIST
LF255X4*	10406LF	1/4"	26.63
LF55F-6	10407LF	3/8"	14.26

* Barstock

WARNING: This product can expose you to chemicals, including lead, which are known to the State of California to cause cancer and birth defects or other reproductive harm. For more information, visit www.P65Warnings.ca.gov

MID-AMERICA FITTINGS

LEAD FREE FLARE

BRASS FITTINGS

MADE IN THE USA

90° MALE ELBOW704049
LF249B
BS**FORGED ELBOW**

MAF #	REF #	FLARE X MALE PIPE	LIST
LF249X4X2	10286LF	1/4" x 1/8"	6.34
LF249X4X4	10287LF	1/4" x 1/4"	10.39
LF249X4X6	10288LF	1/4" x 3/8"	13.90
LF249X5	10290LF	5/16" x 1/8"	...
LF249X5X4	10291LF	5/16" x 1/4"	...
LF249X6X2	10293LF	3/8" x 1/8"	12.91
LF249X6X4	10294LF	3/8" x 1/4"	9.94
LF249X6X6		3/8" x 3/8"	11.29
LF49F-66	10295LF	3/8" x 3/8"	12.19
LF249X6X8	10296LF	3/8" x 1/2"	19.38
LF249X6X12	10297LF	3/8" x 3/4"	28.30
LF249X8X6	10298LF	1/2" x 1/4"	16.51
LF249X8X8	10299LF	1/2" x 3/8"	19.43
LF249X8X12	10300LF	1/2" x 1/2"	29.20
LF249X10	10301LF	1/2" x 3/4"	25.90
LF249X12	10303LF	5/8" x 1/2"	...
LF249X12X12	10305LF	3/4" x 1/2"	59.18
LF249X8X12	10306LF	3/4" x 3/4"	29.20

WARNING: This product can expose you to chemicals, including lead, which are known to the State of California to cause cancer and birth defects or other reproductive harm. For more information, visit www.P65Warnings.ca.gov

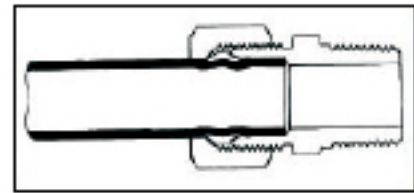
LEAD FREE COMPRESSION

BRASS FITTINGS

MADE IN THE USA

BRASS COMPRESSION FITTINGS - LEAD FREE

- Three piece construction- nut, sleeve (or ferrule) and body
- Use with copper, aluminum, or plastic tubing (plastic requires 60P sleeve and 61P insert)
- -40° to +250° F. temperature range
- Easy to disassemble, no flaring tool required
- Primary uses: water, gasoline, oil, and vacuum lines



TO ASSEMBLE:

- 1 Cut smooth, square end on tubing
- 2 Slide nut, then sleeve onto tube. Threads must face end
- 3 Insert tube into fitting
- 4 Thread nut onto fitting until snug, then as follows:

Tube O.D.	1/8	3/16	1/4	5/16	3/8	7/16	1/2	5/8	3/4	7/8
Thread Size	5/16-24	3/8-24	7/16-24	1/2-24	9/16-24	5/8-24	11/16-20	13/16-18	1-18	1-1/8-18

BRASS COMPRESSION FITTINGS

BRASS NUT

700061
LF261



MAF #	REF #	SIZE	LIST
LF261X2	18033LF	1/8"	1.52
LF261X3	18034LF	3/16"	1.55
LF261X4	18035LF	1/4"	2.10
LF261X5	18036LF	5/16"	2.35
LF261X6	18037LF	3/8"	3.47
LF261X7	18038LF	7/16"	...
LF261X8	18039LF	1/2"	3.46
LF261X10	18040LF	5/8"	...
LF261X12	18041LF	3/4"	7.48
LF261X14	18042LF	7/8"	7.20

BRASS SLEEVE

700060
LF260



• FERRULES

MAF #	REF #	SIZE	LIST
LF260X2	18001LF	1/8"	0.88
LF260X3	18002LF	3/16"	1.46
LF260X4	18003LF	1/4"	0.67
LF260X5	18004LF	5/16"	0.98
LF260X6	18005LF	3/8"	1.12
LF260X7	18006LF	7/16"	2.34
LF260X8	18007LF	1/2"	1.75
LF260X10	18008LF	5/8"	2.92
LF260X12	18009LF	3/4"	7.37
LF260X14	18010LF	7/8"	5.64

WARNING: This product can expose you to chemicals, including lead, which are known to the State of California to cause cancer and birth defects or other reproductive harm. For more information, visit www.P65Warnings.ca.gov

MID-AMERICA FITTINGS

LEAD FREE COMPRESSION

BRASS FITTINGS

MADE IN THE USA

CAP



700081

MAF #	REF #	SIZE	LIST
LF61CC-4	18047LF	1/4"	1.96
LF61CC-5	18046LF	5/16	2.92
LF61CC-6	18048LF	3/8"	1.66
LF61CC-8	18049LF	1/2"	3.19
LF61CC-10	18050LF	5/8"	...
LF61CSP-4		1/4"	...
LF61CSP-5		5/16"	7.06
LF61CSP-6		3/8"	...
LF61CSP-8		1/2"	...
LF61CSP-10		5/8"	12.37

61-CC N5CT

PLUG



700039

MAF #	REF #	SIZE	LIST
LF60CSP-4		1/4"	3.91
LF60CSP-6		3/8"	3.91
LF60CSP-8		1/2"	...
LF60CSP-10		3/8"	...

UNION



700062
LF262

MAF #	REF #	SIZE	LIST
LF262X2	18062LF	1/8"	6.70
LF262X3	18063LF	3/16"	6.70
LF262X4	18064LF	1/4"	6.07
LF262X5	18065LF	5/16"	7.33
LF262X6	18066LF	3/8"	7.06
LF262X8	18068LF	1/2"	...
LF62-10	18069LF	5/8"	12.91
LF62-12	18070LF	3/4"	32.26
LF62-14	18071LF	7/8"	36.49

M-62

REDUCING UNION



700082
LF62R

MAF #	REF #	SIZE	LIST
LF62R-42	18076LF	1/4" x 1/8"	6.70
LF62R-43	18077LF	1/4" x 3/16"	...
LF62R-54	18078LF	5/16" x 1/4"	8.58
LF62R-64	18079LF	3/8" x 1/4"	9.02
LF62R-65	18080LF	3/8" x 5/16"	8.28
LF62R-86	18081LF	1/2" x 3/8"	11.83
LF62R-106	18082LF	5/8" x 3/8"	16.09
LF62R-108	18083LF	5/8" x 1/2"	14.43

62-R

TANK UNION



700092

• DRILLED THROUGH

MAF #	REF #	SIZE	LIST
LF62T-6	18066DLF	3/8"	...
LF62T-8	18068DLF	1/2"	...
LF62T-10	18069DLF	5/8"	21.48
LF62T-14	18071DLF	7/8"	38.46
LF62BH-4	Bulkhead	1/4"	35.50
LF62BH-6	Bulkhead	3/8"	36.05
LF61LN-4	Locknut	1/4"	...
LF61LN-6	Locknut	3/8"	...

TEE



700064
LF264B

MAF #	REF #	SIZE	LIST
LF264X3	18102LF	3/16"	16.67
LF264X4	18103LF	1/4"	14.08
LF264X5	18104LF	5/16"	29.20
LF264X6	18105LF	3/8"	22.94
LF64F-6		3/8"	12.91
LF264X8	18106LF	1/2"	43.14
LF264X10	18107LF	5/8"	49.94
LF64F-14	18109LF	7/8"	61.87
LF264X6X6X4		3/8" x 1/4"	26.13
LF264X8X8X6		1/2" x 3/8"	29.64
LF264X10X10X6		5/8" x 3/8"	49.94

WARNING: This product can expose you to chemicals, including lead, which are known to the State of California to cause cancer and birth defects or other reproductive harm. For more information, visit www.P65Warnings.ca.gov

LEAD FREE COMPRESSION

BRASS FITTINGS

MADE IN THE USA

ELBOW



700065
LF265

MAF #	REF #	SIZE	LIST
LF265X4	18124LF	1/4"	16.07
LF65F-6	18126LF	3/8"	12.27
LF265X6		3/8"	18.20
LF265X8	18127LF	1/2"	36.00
LF65F-10	18128LF	5/8"	32.80
LF265X10		5/8"	46.13

65 BSE2 165C 265C

FEMALE COUPLING



700066
LF66
LF266

MAF #	REF #	COMP. X FE-MALE NPT	LIST
LF66-22	18142LF	1/8" x 1/8"	7.53
LF66-32	18143LF	3/16" x 1/8"	4.87
LF66-42	18145LF	1/4" x 1/8"	4.99
LF66-44	18146LF	1/4" x 1/4"	5.85
LF266X4X4	18147LF	1/4" x 1/4"	7.32
LF66-46		1/4" x 3/8"	7.33
LF66-48	18148LF	1/4" x 1/2"	12.87
LF66-56	18151LF	5/16" x 3/8"	11.36
LF66-62	18152LF	3/8" x 1/8"	6.32
LF66-64	18153LF	3/8" x 1/4"	8.58
LF66-66	18154LF	3/8" x 3/8"	6.76
LF66-68	18155LF	3/8" x 1/2"	7.00
LF66-612	18156LF	3/8" x 3/4"	27.49
LF66-86	18158LF	1/2" x 3/8"	8.35
LF66-88	18159LF	1/2" x 1/2"	10.70
LF66-812	18160LF	1/2" x 3/4"	20.47
LF66-106	18161LF	5/8" x 3/8"	16.51
LF66-108	18162LF	5/8" x 1/2"	10.46
LF66-1012	18163LF	5/8" x 3/4"	22.00
LF66-128	18164LF	3/4" x 1/2"	30.82
LF66-1212	18165LF	3/4" x 3/4"	34.67
LF66-148	18167LF	7/8" x 1/2"	30.43
LF66-1412	18-166LF	7/8" x 3/4"	24.72

MALE ADAPTER



700068
LF68

	REF #	SIZE	LIST
LF68-22	18176LF	1/8" x 1/8"	4.49
LF68-32	18177LF	3/16" x 1/8"	4.92
LF68-34	18178LF	3/16" x 1/4"	13.36
LF68-42	18179LF	1/4" x 1/8"	4.69
LF68-44	18180LF	1/4" x 1/4"	3.82
LF68-46	18181LF	1/4" x 3/8"	6.34
LF68-48	18182LF	1/4" x 1/2"	7.42
LF68-52	18183LF	5/16" x 1/8"	5.16
LF68-54	18184LF	5/16" x 1/4"	5.36
LF68-62	18187LF	3/8" x 1/8"	4.94
LF68-64	18188LF	3/8" x 1/4"	4.81
LF68-66	18189LF	3/8" x 3/8"	5.08
LF68-68	18190LF	3/8" x 1/2"	5.85
LF68-612	18191LF	3/8" x 3/4"	11.47
LF68-84	18193LF	1/2" x 1/4"	...
LF68-86	18194LF	1/2" x 3/8"	8.23
LF68-88	18195LF	1/2" x 1/2"	8.41
LF68-812	18196LF	1/2" x 3/4"	15.07
LF68-106	18197LF	5/8" x 3/8"	12.00
LF68-108	18198LF	5/8" x 1/2"	9.04
LF68-1012	18199LF	5/8" x 3/4"	15.76
LF68-128	18200LF	3/4" x 1/2"	16.55
LF68-1212	18201LF	3/4" x 3/4"	24.76
LF68-148	18202LF	7/8" x 1/2"	27.33
LF68-1412	18203LF	7/8" x 3/4"	19.30
LF68-1416	18205LF	7/8" x 1"	58.50

WARNING: This product can expose you to chemicals, including lead, which are known to the State of California to cause cancer and birth defects or other reproductive harm. For more information, visit www.P65Warnings.ca.gov

MID-AMERICA FITTINGS

LEAD FREE COMPRESSION

BRASS FITTINGS

MADE IN THE USA

ELBOW



700069
LF269B
LF69F

COMP X MIP

MAF #	REF #	SIZE	LIST
LF269X4	18224LF	1/4" x 1/8"	7.06
LF69F-44	18225LF	1/4" x 1/4"	9.04
LF269X4X4		1/4" x 1/4"	8.14
LF269X4X6	18226LF	1/4" X 3/8"	16.13
LF269X6X2	18232LF	3/8" x 1/8"	13.73
LF269X6	18233LF	3/8" x 1/4"	10.62
LF69F-66	18234LF	3/8" x 3/8"	11.29
LF69F-68	18235LF	3/8" x 1/2"	17.50
LF269X6X8		3/8" x 1/2"	24.99
LF269X8X6		1/2" x 3/8"	...
LF69F-86	18237LF	1/2" x 3/8"	17.50
LF269X8X8	18238LF	1/2" x 1/2"	22.00
LF69F-88		1/2" x 1/2"	18.49
LF269X10X6	18240LF	5/8" x 3/8"	23.85
LF69F-108	18241LF	5/8" x 1/2"	22.27
LF269X10X12	18242LF	5/8" x 3/4"	31.66
LF69F-1412	18-246LF	7/8" x 3/4"	...

TANK CONNECTOR



700088
LF68T

• DRILLED THROUGH

COMP X MIP

MAF #	REF #	SIZE	LIST
LF68T-32	18177TLF	3/16" x 1/8"	5.85
LF68T-42	18208LF	1/4" x 1/8"	...
LF68T-44	18209LF	1/4" x 1/4"	6.15
LF68T-64	18210LF	3/8" x 1/4"	...
LF68T-66	18211LF	3/8" x 3/8"	0.00
LF68T-68	18212LF	3/8" x 1/2"	...
LF68T-86	18213LF	1/2" x 3/8"	...
LF68T-88	18214LF	1/2" x 1/2"	...

69 269C BSE1 169C

FEMALE ELBOW



700070

COMP X FIP

MAF #	REF #	SIZE	LIST
LF70F-64	18258LF	3/8" x 1/4"	11.65
LF270X6		3/8" x 1/4"	...
LF270X6X6		3/8" x 3/8"	...
LF270X8		1/2" x 3/8"	...
LF270X8X8		1/2" x 1/2"	...
LF270X10		5/8" x 1/2"	...

MALE BRANCH TEE

700072

COMP X MIP

MAF #	REF #	SIZE	LIST
LF272X4	18291BLF	1/4" x 1/8"	...

MALE ADAPTER



700094

COMPRESSION X MALE FLARE

MAF #	REF #	SIZE	LIST
LF6242CF-44	18503LF	1/4" x 1/4"	8.58
LF6646CF-46		1/4" x 3/8"	12.23

COMP X GH SWIVEL



737469

STRAIGHT AND ELBOW

MAF #	REF #	SIZE	LIST
LF124GH	30050LF	1/4" x 3/4"	12.83
LF125GH	30051LF	3/8" x 3/4"	13.25
LF69GHS-612*	30055LF	3/8" x 3/12"	16.00

* ELBOW

WARNING: This product can expose you to chemicals, including lead, which are known to the State of California to cause cancer and birth defects or other reproductive harm. For more information, visit www.P65Warnings.ca.gov

LEAD FREE - COMPRESSION ASSEMBLIES

BRASS FITTINGS

MADE IN THE USA

DELTRIN SLEEVE



00560

MAF #	REF #	SIZE	LIST
60P-4	18015	1/4"	0.07
60P-5	18016	5/16"	1.16
60P-6	18017	3/8"	0.25
60P-8	18018	1/2"	0.52
60P-10	18-019	5/8"	0.22

60-P

SEAT DRAIN COCK



709178

MAF #	REF #	SIZE	LIST
LF320P	46085LF	1/8"	15.07
LF321P	46086LF	1/4"	18.52

BRASS INSERT



700561

• SLEEVE

MAF #	REF #	SIZE	LIST
63P-2	22008LF	1/8"	0.78
63P-3	22009LF	3/16"	0.88
63P-4	22010LF	1/4"	0.44
63P-5	22011LF	5/16"	0.78
63P-6	22012LF	3/8"	0.68
63P-8	22013LF	1/2"	0.84

MINI BALL VALVE



MAF #	REF #	SIZE	LIST
LF350BV-44	M x F	1/4" x 1/4"	34.55
LF352BV-44	F x F	1/4" x 1/4"	39.67
LF354BV-44	C x C	1/4" x 1/4"	40.56
LF354BV-66	C x C	3/8" x 3/8"	42.14

BRASS NUT W/ CAPTIVE SLEEVE



700261
LF611X6

MAF #	REF #	SIZE	LIST
LF261CAX4	26003LF	1/4"	4.09
LF261CAX6	26005LF	3/8"	7.10
LF261CAX8	26007LF	1/2"	8.58

WARNING: This product can expose you to chemicals, including lead, which are known to the State of California to cause cancer and birth defects or other reproductive harm. For more information, visit www.P65Warnings.ca.gov

MID-AMERICA FITTINGS