

XIRTEC PVC & CPVC

PVC Sch 40 - 1/2" - 24" (12mm - 600mm)
PVC Sch 80 - 1/4" - 24" (6mm - 600mm)
CPVC Sch 40 & 80 - 1/4" - 16" (6mm - 400mm)

Xirtec® PVC Xirtec® CPVC

THE IPEX SYSTEM ADVANTAGE

IPEX vinyl process piping systems; a complete line of pipe, fittings, flanges, strainers and valves to meet all your process system requirements.

IPEX developed the Xirtec PVC and Xirtec CPVC systems to meet industry demands for a complete Pipe, Valves and Fittings (PVF) package that is designed, produced and backed by a single manufacturer. These systems are engineered and manufactured to IPEX's strict quality, performance and dimensional standards, and therefore eliminate the problems inherent in purchasing and installing piping system components manufactured by several different companies.

IPEX high-performance vinyl systems are designed to meet the temperature, pressure and size requirements of piping systems used in chemical processes and other industrial applications. They feature outstanding resistance to photodegradation, creep stress and immunity to oxidation, and are exceptionally suited for use with a wide range of acids, alcohols, salts and halogens. The perfect extended service, low maintenance alternative to common and exotic metal systems.

Xirtec PVC pipe and fittings and Xirtec CPVC pipe are available in Schedule 40 and 80 thicknesses. Xirtec CPVC fittings are available in Schedule 80 thicknesses.

APPLICATIONS

- Plant chemical distribution lines
- Water and wastewater
- Acid systems for refineries, pickling lines and plating shops
- Chlorine injection, chlorine dioxide and chloralkali plant piping
- Steel wire plants
- Battery manufacturing
- Bleach lines in textile and paper mills
- Alum and caustic handling systems
- Circuit board manufacturing
- Semiconductor
- Pharmaceutical
- Cooling water & cooling tower systems
- Tailing and slurry lines
- Washwater recovery systems
- Plant water supply
- Brine and seawater systems
- Fish farming
- Waterworks
- Aquariums and swimming pools
- Irrigation systems in golf courses, greenhouses, etc.

STANDARDS

XIRTEC PVC



ASTM D1785



CSA B137.3



NSF DW

XIRTEC CPVC



ASTM F441



NSF DW



CAN/ULC-S102.2

Caution: Do not use or test PVC or CPVC with compressed air or other gases including air-over-water boosters.

ADVANTAGES

- 1 Lower Installation Costs, Easy Handling**

In addition to a lower material cost, Xirtec PVC & Xirtec CPVC pipe can significantly reduce labour and transportation costs on a typical installation. The reason? They are lightweight, easily handled, stored, cut and joined.
- 2 Extended Life**

Xirtec PVC & Xirtec CPVC provide years of maintenance free service. Our materials will not rust, pit, scale or corrode on either interior or exterior surfaces. Thermoplastic piping systems in a variety of demanding industrial applications have operated successfully for over 45 years.
- 3 Superior Underground Performance**

Xirtec PVC & Xirtec CPVC are immune to damage from naturally corrosive soil conditions as well as electrochemical and galvanic corrosion. This is particularly advantageous in underground installations where galvanic reaction often causes damage to metal piping products.
- 4 Exceptional Chemical Resistance**

The IPEX vinyl systems, including pipe, valves and fittings, provide outstanding resistance to a wide range of chemicals such as most acids, alcohols, alkalis, salt solutions, halogens and more.
- 5 Improved Flow**

Xirtec has a substantially lower Roughness Factor than metal and other materials, and since it does not rust, pit, scale or corrode, the interior walls remain smooth in virtually any service.
- 6 Potable Water Approved**

Xirtec PVC - polyvinyl chloride and Xirtec CPVC - chlorinated polyvinyl chloride are suitable for use with potable water as listed with the National Sanitation Foundation (NSF) and CSA International.
- 7 Exceptional Temperature Range**

IPEX vinyl systems are designed to meet a broad range of service temperatures. Xirtec PVC has a recommended maximum service temperature of 140°F (60°C) under pressure. Xirtec CPVC has a maximum service temperature of 200°F under pressure with occasional exposure to boiling water (212°F / 100°C) in drainage.
- 8 Lower Thermal Conductivity**

With a low thermal conductivity factor, IPEX vinyl systems have less heat loss or gain, thus sustaining service temperature more efficiently than metal piping. As a result, pipe insulation needs may be reduced.
- 9 Environmentally Responsible**

With energy conservation a prime concern, you can rely on the fact that IPEX's manufacturing process for Xirtec piping material requires less than half the energy needed to produce the equivalent size of carbon steel or steel alloy materials.



i DID YOU KNOW?

One of the outstanding characteristics of PVC is its resistance to ignition. This is demonstrated by its flash point of 730°F (388°C), compared to 400°F (204°C) for wood chips.

CPVC offers an even greater fire safety profile than PVC. CPVC's ignition resistance is demonstrated by its flash point of 900°F (482°C), with a low flame spread as well.

PRODUCT SELECTION CHART

PIPE PRESSURE RATINGS – XIRTEC PVC AND XIRTEC CPVC

Sizes		IPEX schedule 40			IPEX Schedule 80		
Diameter	O.D.	Wall Thickness	I.D.	*Max. Pressure 73°F	Wall Thickness	I.D.	*Max. Pressure 73°F
(in.)	(in.)	(in.)	(in.)	(psi)	(in.)	(in.)	(psi)
1/4	.540	–	–	–	.119	.302	1,130
3/8	.675	–	–	–	.126	.423	920
1/2	.840	.109	.602	600	.147	.526	850
3/4	1.050	.113	.804	480	.154	.722	690
1	1.315	.133	1.029	450	.179	.936	630
1-1/4	1.660	.141	1.360	370	.191	1.255	520
1-1/2	1.900	.145	1.590	330	.200	1.476	470
2	2.375	.154	2.047	280	.218	1.913	400
2-1/2	2.875	.203	2.445	300	.276	2.290	420
3	3.500	.216	3.042	260	.300	2.864	370
4	4.500	.237	3.998	220	.337	3.786	320
6	6.625	.280	6.031	180	.432	5.709	280
8	8.625	.322	7.941	160	.500	7.565	250
10	10.750	.365	9.976	140	.593	9.493	230
12	12.750	.406	11.888	130	.687	11.294	230
14	14.000	.438	13.072	130	.750	12.412	220
16	16.000	.500	14.936	130	.843	14.224	220
18	18.000	.562	16.809	130	.937	16.014	220
20	20.000	.593	18.743	120	1.031	17.814	220
24	24.000	.687	22.544	120	1.218	21.418	210

XIRTEC PRESSURE PIPE

Dimension		PRODUCT CODE							
inches	mm	PVC Sch 40 White Plain End	PVC Sch 40 White Bell End	PVC Sch 40 Grey Bell End	PVC Sch 80 Grey Plain End	PVC Sch 80 Grey Bell End	CPVC Sch 40 Plain End	CPVC Sch 80 Plain End	CPVC Sch 80 Bell End
1/2 x 10'	12 x 3m	022600	022603	022004	-	085106	-	-	-
3/4 x 10'	20 x 3m	022633	022604	022011	-	085111	-	-	-
1 x 10'	25 x 3m	022612	022611	022016	-	085114	-	-	-
1-1/4 x 10'	32 x 3m	022608	022674	022027	-	085119	-	-	-
1-1/2 x 10'	40 x 3m	022614	022616	022032	-	-	-	-	-
2 x 10'	50 x 3m	022618	022619	022037	-	-	-	-	-
2-1/2 x 10'	65 x 3m	022621	-	022042	-	-	-	-	-
3 x 10'	75 x 3m	022637	022624	022046	-	-	-	-	-
4 x 10'	100 x 3m	022626	022628	-	085138	-	-	-	-
6 x 10'	150 x 3m	022666	022659	-	085143	-	-	-	-
1/4 x 20'	6 x 6m	-	-	-	085103	-	-	-	-
3/8 x 20'	10 x 6m	-	-	-	085104	-	-	-	-
1/2 x 20'	12 x 6m	022602	022601	-	085101	085108	019300	019203	-
3/4 x 20'	20 x 6m	022677	022607	-	085107	085112	019301	019205	-
1 x 20'	25 x 6m	022606	022610	-	085110	085116	019302	019207	-
1-1/4 x 20'	32 x 6m	022678	022617	-	085117	085122	019303	019209	-
1-1/2 x 20'	40 x 6m	022675	022615	-	085115	085127	019304	019211	019031*
2 x 20'	50 x 6m	022679	022620	-	085120	085132	019305	019213	019032*
2-1/2 x 20'	65 x 6m	022646	022625	-	085125	085134	019306	019216	-
3 x 20'	75 x 6m	022623	022630	-	085130	085137	019307	019217	019033*
4 x 20'	100 x 6m	022627	022640	022040	085140	085139	019308	019219	019256*
5 x 20'	125 x 6m	022651	022650	-	085150	-	-	-	-
6 x 20'	150 x 6m	022665	022660	022060	085160	085162	019309	019220	019218
8 x 20'	200 x 6m	022681	022680	022058	085180	085147	019310	019221	019255
10 x 20'	250 x 6m	022691	222690	022061	085190	085192	019013	019222	-
12 x 20'	300 x 6m	022693	022692	022064	085195	085151	019016	019223	-
14 x 20'	350 x 6m	022682	022694	-	085158	085152	-	019228	-
16 x 20'	400 x 6m	022683	022696	-	085153	085155	019226	019229	-
18 x 20'	450 x 6m	022687	022697	-	085159	-	-	-	-
20 x 20'	500 x 6m	022702	022698	-	-	085170	-	-	-
24 x 20'	600 x 6m	022704	022699	-	-	085171	-	-	-

* Solvent bell end

FOR XIRTEC PVC SCHEDULE 40 WHITE

† Fabricated fittings

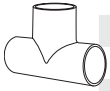
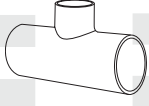
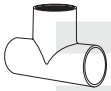
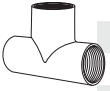
■ Molded fittings: 150 psi max. working pressure, non-shock @ 23°C (73°F)

FOR XIRTEC PVC SCHEDULE 40 GREY

† Indicates fabricated and fiberglass reinforced pipe fittings

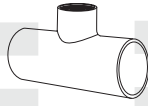
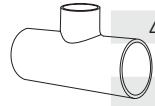
■ Indicates Series 160 Fabricated and Fiberglass reinforced pipe fittings. The maximum continuous working pressure of fittings is 160 psi @ 23°C (73°F) under ideal conditions. no provisions have been made for pressure surges, water hammer, or other conditions which should be considered.

PRODUCT CHART - XIRTEC PVC SCH. 40 WHITE & SCH. 40 GREY FITTINGS

Dimension		Sch 40 White	Sch 40 Grey	Dimension		Sch 40 White	Sch 40 Grey			
inches	mm	Product Code	Product Code	inches	mm	Product Code	Product Code			
Tee Soc x Soc x Soc				Reducing Tee Soc x Soc x Soc						
	1/2	12	035775	035290		1/2 x 1/2 x 3/4	12 x 12 x 20	035789	-	
	3/4	20	035776	035291		1/2 x 1/2 x 1	12 x 12 x 25	035354	-	
	1	25	035777	035292		3/4 x 1/2 x 1/2	20 x 12 x 12	035790	-	
	1-1/4	32	035778	035293		3/4 x 1/2 x 3/4	20 x 12 x 20	235007	-	
	1-1/2	40	035779	035294		3/4 x 3/4 x 1/2	20 x 20 x 12	035792	035305	
	2	50	035780	035295		3/4 x 3/4 x 1	20 x 20 x 25	035791	-	
	2-1/2	65	035781	035296		1 x 1/2 x 1	25 x 12 x 25	235008	-	
	3	75	035782	035297		1 x 3/4 x 1/2	25 x 20 x 12	235009	-	
	4	100	035783	035298		1 x 3/4 x 3/4	25 x 20 x 20	035994	-	
	5	125	035784	035299		1 x 3/4 x 1	25 x 20 x 25	035962	-	
	6	150	035785	035300		1 x 1 x 1/2	25 x 25 x 12	035794	035307	
	8	200	035786	035301		1 x 1 x 3/4	25 x 25 x 20	035795	035308	
	10	250	035930	-		1 x 1 x 1-1/4	25 x 25 x 32	035989	-	
	12	300	035931	-		1 x 1 x 1-1/2	25 x 25 x 40	035793	-	
	10	250	-	+	035302	+	1-1/4 x 1 x 1/2	32 x 25 x 12	235010	-
	12	300	035787	+	035303	+	1-1/4 x 1 x 3/4	32 x 25 x 20	035796	-
	14	350	035788	+	035304	+	1-1/4 x 1 x 1	32 x 25 x 25	235011	-
	16	400	-	+	-	+	1-1/4 x 1-1/4 x 1/2	32 x 32 x 12	035797	035311
	18	450	-	+	-	+	1-1/4 x 1-1/4 x 3/4	32 x 32 x 20	035798	035312
	20	500	-	+	-	+	1-1/4 x 1-1/4 x 1	32 x 32 x 25	035799	035313
	24	600	-	+	-	+	1-1/4 x 1-1/4 x 1-1/2	32 x 32 x 40	235012	-
							1-1/2 x 1-1/4 x 1/2	40 x 32 x 12	235014	-
							1-1/2 x 1-1/4 x 3/4	40 x 32 x 20	235015	-
							1-1/2 x 1-1/4 x 1	40 x 32 x 25	035959	-
							1-1/2 x 1-1/2 x 1/2	40 x 40 x 12	035800	035315
							1-1/2 x 1-1/2 x 3/4	40 x 40 x 20	035801	035316
							1-1/2 x 1-1/2 x 1	40 x 40 x 25	035802	035317
							1-1/2 x 1-1/2 x 1-1/4	40 x 40 x 32	035803	035318
							1-1/2 x 1-1/2 x 2	40 x 40 x 50	035082	-
							1-1/2 x 1-1/2 x 2-1/2	40 x 40 x 65	235016	-
							2 x 1-1/2 x 3/4	50 x 40 x 20	235017	-
							2 x 1-1/2 x 1	50 x 40 x 25	035804	-
							2 x 1-1/2 x 1-1/2	50 x 40 x 40	-	-
							2 x 2 x 1/2	50 x 50 x 12	035806	035319
							2 x 2 x 3/4	50 x 50 x 20	035807	035320
							2 x 2 x 1	50 x 50 x 25	035808	035321
							2 x 2 x 1-1/4	50 x 50 x 32	035809	-
							2 x 2 x 1-1/2	50 x 50 x 40	035810	035322
							2-1/2 x 2-1/2 x 1/2	65 x 65 x 12	035811	-
							2-1/2 x 2-1/2 x 3/4	65 x 65 x 20	035812	-
							2-1/2 x 2-1/2 x 1	65 x 65 x 25	035813	-
							2-1/2 x 2-1/2 x 1-1/4	65 x 65 x 32	035814	-
							2-1/2 x 2-1/2 x 1-1/2	65 x 65 x 40	035815	-
							2-1/2 x 2-1/2 x 2	65 x 65 x 50	035816	-
							3 x 3 x 1/2	75 x 75 x 12	035817	-
							3 x 3 x 3/4	75 x 75 x 20	035818	-
							3 x 3 x 1	75 x 75 x 25	035819	035326
							3 x 3 x 1-1/4	75 x 75 x 32	035820	-
							3 x 3 x 1-1/2	75 x 75 x 40	035821	035327
							3 x 3 x 2	75 x 75 x 50	035822	035328
							3 x 3 x 2-1/2	75 x 75 x 65	035823	035329
							3 x 3 x 4	75 x 75 x 100	235018	-
							4 x 4 x 3/4	100 x 100 x 20	035824	-
							4 x 4 x 1	100 x 100 x 25	035825	-
Tee Soc x Soc x Fpt				Tee Fpt x Fpt x Fpt						
	1/2	12	035851	-		1/2	12	035844	-	
	3/4	20	035852	-		3/4	20	035845	-	
	1	25	035853	-		1	25	035846	-	
	1-1/4	32	035854	-		1-1/4	32	035847	-	
	1-1/2	40	035855	-		1-1/2	40	035848	-	
	2	50	035856	-		2	50	035849	-	
	2-1/2	65	035857	-						
	3	75	035858	-						
	4	100	035859	-						
	3/4 x 3/4 x 1/2	20 x 20 x 12	-	035348						
	1 x 1 x 1/2	25 x 25 x 12	-	-						
	1 x 1 x 3/4	25 x 25 x 20	-	035349						
	1-1/4 x 1-1/4 x 1/2	32 x 32 x 12	-	035350						
	1-1/4 x 1-1/4 x 3/4	32 x 32 x 20	-	035977						
	1-1/4 x 1-1/4 x 1	32 x 32 x 25	-	-						
	1-1/2 x 1-1/2 x 1/2	40 x 40 x 12	-	035351						
	1-1/2 x 1-1/2 x 3/4	40 x 40 x 20	-	035352						
	1-1/2 x 1-1/2 x 1	40 x 40 x 25	-	035353						
	2 x 2 x 3/4	50 x 50 x 20	-	035355						
	2 x 2 x 1	50 x 50 x 25	-	035356						
	2 x 2 x 1-1/2	50 x 50 x 40	-	-						

■,† See page 5 for descriptions

Dimension inches	Dimension mm	Sch 40 White	Sch 40 Grey
		Product Code	Product Code
Reducing Tee Soc x Soc x Soc (cont'd)			
4 x 4 x 1-1/4	100x100x32	035826	-
4 x 4 x 1-1/2	100x100x40	035827	-
4 x 4 x 2	100x100x50	035828	035331
4 x 4 x 3	100x100x75	035829	035332
5 x 5 x 2	125x125x50	035956	-
5 x 5 x 3	125x125x75	035830	-
5 x 5 x 4	125x125x100	035831	-
6 x 6 x 2	150x150x50	035832	-
6 x 6 x 3	150x150x75	035833	035334
6 x 6 x 4	150x150x100	035834	035335
8 x 8 x 3	200x200x75	035835	- †
8 x 8 x 4	200x200x100	035836	035336 †
8 x 8 x 6	200x200x150	035837	035337 †
10 x 10 x 4	250x250x100	035971	† 035339
10 x 10 x 6	250x250x150	035838	† 035340
10 x 10 x 8	250x250x200	035839	† 035341
12 x 12 x 4	300x300x100	-	† 035342
12 x 12 x 6	300x300x150	035840	† 035343
12 x 12 x 8	300x300x200	035949	† 035344
12 x 12 x 10	300x300x250	-	† 035345
14 x 14 x 6	350x350x150	035841	† -
14 x 14 x 8	350x350x200	035961	† -
14 x 14 x 10	350x350x250	035842	† -
14 x 14 x 12	350x350x300	-	† - †
16 x 16 x 8	400x400x200	-	† - †
16 x 16 x 10	400x400x250	035843	† - †
16 x 16 x 12	400x400x300	-	† - †
16 x 16 x 14	400x400x350	-	† - †
18 x 18 x 8	450x450x200	-	† - †
18 x 18 x 10	450x450x250	-	† - †
18 x 18 x 12	450x450x300	-	† - †
18 x 18 x 14	450x450x350	-	† - †
18 x 18 x 16	450x450x400	-	† - †
20 x 20 x 12	500x500x300	-	† - †
20 x 20 x 14	500x500x350	-	† - †
20 x 20 x 16	500x500x400	-	† - †
20 x 20 x 18	500x500x450	-	† - †
24 x 24 x 14	600x600x350	-	† - †
24 x 24 x 16	600x600x400	-	† - †
24 x 24 x 18	600x600x450	-	† - †
24 x 24 x 20	600x600x500	-	† - †



Dimension inches	Dimension mm	Sch 40 White	Sch 40 Grey
		Product Code	Product Code
Reducing Tee Soc x Soc x Fpt			
1/2 x 1/2 x 3/4	12 x 12 x 20	035860	-
3/4 x 1/2 x 1/2	20 x 12 x 12	035862	-
3/4 x 1/2 x 3/4	20 x 12 x 20	235019	-
3/4 x 3/4 x 1/2	20 x 20 x 12	035863	-
1 x 3/4 x 1/2	25 x 20 x 12	035867	-
1 x 1 x 1/2	25 x 25 x 12	035865	-
1 x 1 x 3/4	25 x 25 x 20	035866	-
1-1/4 x 1 x 1/2	32 x 25 x 12	035868	-
1-1/4 x 1 x 1	32 x 25 x 25	235020	-
1-1/4 x 1-1/4 x 1/2	32 x 32 x 12	035869	-
1-1/4 x 1-1/4 x 3/4	32 x 32 x 20	035870	-
1-1/4 x 1-1/4 x 1	32 x 32 x 25	035871	-
1-1/2 x 1-1/4 x 1/2	40 x 32 x 12	235021	-
1-1/2 x 1-1/4 x 3/4	40 x 32 x 20	035872	-
1-1/2 x 1-1/4 x 1	40 x 32 x 25	235022	-
1-1/2 x 1-1/2 x 1/2	40 x 40 x 12	035873	-
1-1/2 x 1-1/2 x 3/4	40 x 40 x 20	035874	-
1-1/2 x 1-1/2 x 1	40 x 40 x 25	035875	-
1-1/2 x 1-1/2 x 1-1/4	40 x 40 x 32	035876	-
2 x 1-1/2 x 3/4	50 x 40 x 20	235023	-
2 x 1-1/2 x 1	50 x 40 x 25	235024	-
2 x 2 x 1/2	50 x 50 x 12	035877	-
2 x 2 x 3/4	50 x 50 x 20	035878	-
2 x 2 x 1	50 x 50 x 25	035879	-
2 x 2 x 1-1/4	50 x 50 x 32	035880	-
2 x 2 x 1-1/2	50 x 50 x 40	035881	-
2-1/2 x 2-1/2 x 1/2	65 x 65 x 12	235025	-
2-1/2 x 2-1/2 x 3/4	65 x 65 x 20	035592	-
2-1/2 x 2-1/2 x 1	65 x 65 x 25	035882	-
2-1/2 x 2-1/2 x 1-1/4	65 x 65 x 32	035883	-
2-1/2 x 2-1/2 x 1-1/2	65 x 65 x 40	035884	-
3 x 3 x 1/2	75 x 75 x 12	035885	-
3 x 3 x 3/4	75 x 75 x 20	035886	-
3 x 3 x 1	75 x 75 x 25	035887	-
3 x 3 x 1-1/4	75 x 75 x 32	035888	-
3 x 3 x 1-1/2	75 x 75 x 40	035889	-
3 x 3 x 2	75 x 75 x 50	035890	-
4 x 4 x 1	100x100x25	035891	-
4 x 4 x 1-1/2	100x100x40	035893	-
4 x 4 x 2	100x100x50	035894	-
4 x 4 x 3	100x100x75	035895	-
5 x 5 x 4	125x125x100	235026	-
6 x 6 x 2	150x150x50	035896	-
6 x 6 x 3	150x150x75	235027	-
6 x 6 x 4	150x150x100	035897	-
8 x 8 x 3	200x200x75	235028	-
8 x 8 x 4	200x200x100	035898	-

†, † See page 5 for descriptions

PRODUCT CHART - XIRTEC PVC SCH. 40 WHITE & SCH. 40 GREY FITTINGS

Dimension		Sch 40 White Product Code	Sch 40 Grey Product Code
inches	mm		

90° Elbow Soc x Soc		Sch 40 White Product Code	Sch 40 Grey Product Code
inches	mm		
3/8	9	-	035108
1/2	12	035519	035109
3/4	20	035520	035110
1	25	035521	035111
1-1/4	32	035522	035112
1-1/2	40	035523	035113
2	50	035524	035114
2-1/2	65	035525	035115
3	75	035526	035116
4	100	035527	035117
5	125	035528	035118
6	150	035529	035119
8	200	035530	035120
10	250	035928	■ -
12	300	035929	■ -
10	250	035531	† 035121 †
12	300	035532	† 035122 †
14	350	035533	† 035123 †
16	400	035534	† 035124 †
18	450	-	† - †
20	500	-	† - †
24	600	-	† - †

90° Elbow Soc x Fpt		Sch 40 White Product Code	Sch 40 Grey Product Code
inches	mm		
1/2	12	035506	035101
3/4	20	035507	035102
1	25	035508	035103
1-1/4	32	035509	035104
1-1/2	40	035510	035105
2	50	035511	035106
2-1/2	65	035512	-
3	75	035589	-
4	100	035513	-

90° Elbow Fpt x Fpt		Sch 40 White Product Code	Sch 40 Grey Product Code
inches	mm		
1/2	12	035538	035125
3/4	20	035539	035126
1	25	035540	035127
1-1/4	32	035541	-
1-1/2	40	035542	-
2	50	035543	-

90° Street Elbow Mt x Soc		Sch 40 White Product Code	Sch 40 Grey Product Code
inches	mm		
1/2	12	035500	-
3/4	20	035501	-
1	25	035502	-
1-1/4	32	035503	-
1-1/2	40	035504	-
2	50	035505	-

Dimension		Sch 40 White Product Code	Sch 40 Grey Product Code
inches	mm		

90° Street Elbow Spig x Soc		Sch 40 White Product Code	Sch 40 Grey Product Code
inches	mm		
1/2	12	035544	-
3/4	20	035545	-
1	25	035546	035128
1-1/4	32	035547	-
1-1/2	40	035548	035129
2	50	035549	-

90° Street Elbow Mpt x Fpt		Sch 40 White Product Code	Sch 40 Grey Product Code
inches	mm		
1/2	12	035552	035132
3/4	20	035553	035133
1	25	035554	035134
1-1/4	32	035555	-
1-1/2	40	035556	035135
2	50	035557	-

90° Reducing Elbow Soc x Soc		Sch 40 White Product Code	Sch 40 Grey Product Code
inches	mm		
3/4 x 1/2	20 x 12	035535	-
1 x 1/2	25 x 12	035536	-
1 x 3/4	25 x 20	035978	-
1-1/4 x 1/2	32 x 12	235029	-
1-1/4 x 3/4	32 x 20	235030	-
1-1/4 x 1	32 x 25	035991	-
1-1/2 x 1/2	40 x 12	235031	-
1-1/2 x 1	40 x 25	235032	-
2 x 1-1/2	50 x 40	035537	-

90° Reducing Elbow Soc x Fpt		Sch 40 White Product Code	Sch 40 Grey Product Code
inches	mm		
1/2 x 3/4	12 x 20	035514	-
3/4 x 1/2	20 x 12	035515	-
1 x 1/2	25 x 12	035516	-
1 x 3/4	25 x 20	035517	-
1-1/4 x 1	32 x 25	051007	-
1-1/2 x 1	40 x 25	035594	-
2 x 1-1/2	50 x 40	035518	-

Side Outlet Elbow Soc x Soc x Soc		Sch 40 White Product Code	Sch 40 Grey Product Code
inches	mm		
1/2	12	035498	-

Side Outlet Elbow Soc x Soc x Fpt		Sch 40 White Product Code	Sch 40 Grey Product Code
inches	mm		
1/2	12	235033	-
3/4	20	235034	-
3/4 x 3/4 x 1/2	20 x 20 x 12	235035	-
1 x 1 x 1/2	25 x 25 x 12	235036	-

■, † See page 5 for descriptions

Dimension		Sch 40 White Product Code	Sch 40 Grey Product Code
inches	mm		

45° Elbow Soc x Soc



1/2	12	035481	035083
3/4	20	035482	035084
1	25	035483	035085
1-1/4	32	035484	035086
1-1/2	40	035485	035087
2	50	035486	035088
2-1/2	65	035487	035089
3	75	035488	035090
4	100	035489	035091
5	125	035490	035092
6	150	035491	035093
8	200	035492	035094
10	250	035926 ■	-
12	300	035927 ■	-
10	250	035493 †	035095 †
12	300	035494 †	035096 †
14	350	- †	035097 †
16	400	035495 †	035098 †
18	450	- †	- ▶
20	500	035496 †	- ▶
24	600	035497 †	- ▶

90° Radius Bends - 6D Sp x Sp



1/2	12	-	†	035932	†
3/4	20	035396	†	035009	†
1	25	035397	†	035010	†
1-1/4	32	035398	†	035011	†
1-1/2	40	035399	†	035012	†
2	50	035400	†	035013	†
2-1/2	65	035401	†	035957	†
3	75	035402	†	035014	†
4	100	035403	†	035015	†
6	150	035404	†	035016	†
8	200	-	†	n/a	†
10	250	-	†	n/a	†
12	300	-	†	-	†

45° Radius Bends - 6D Sp x Sp



1/2	12	-	†	-	†
3/4	20	035391	†	-	†
1	25	-	†	-	†
1-1/4	32	-	†	-	†
1-1/2	40	035392	†	035004	†
2	50	035939	†	035005	†
2-1/2	65	-	†	-	†
3	75	035393	†	035006	†
4	100	035394	†	035007	†
6	150	035395	†	035008	†
8	200	-	†	-	†
10	250	-	†	-	†
12	300	-	†	-	†

Dimension		Sch 40 White Product Code	Sch 40 Grey Product Code
inches	mm		

22-1/2° Radius Bends - 6D Sp x Sp



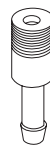
1/2	12	n/a	†	-	†
3/4	20	n/a	†	035000	†
1	25	035383	†	-	†
1-1/4	32	035384	†	-	†
1-1/2	40	035385	†	035970	†
2	50	035386	†	035001	†
2-1/2	65	035387	†	-	†
3	75	035388	†	035002	†
4	100	035389	†	035003	†
6	150	035390	†	-	†
8	200	-	†	-	†
10	250	-	†	057502	†
12	300	-	†	-	†

Hose Adapter Insert x IPS Soc



1/2	12	035596	-
3/4	20	035597	-
1	25	035598	-
1-1/4	32	035599	-
1-1/2	40	035600	-
2	50	035601	-
3	75	235037	-
4	100	235038	-

Hose Adapter Insert x Mt



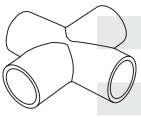
1/2	12	-	035157
3/4	20	-	035158
1	25	-	035159
1-1/4	32	-	035160
1-1/2	40	-	035161
2	50	-	035162
2-1/2	65	-	035163
3	75	-	035164
4	100	-	035165

ASTM D2609 - Plastic Insert fitting for polyethylene

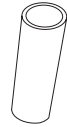
■,† See page 5 for descriptions

PRODUCT CHART - XIRTEC PVC SCH. 40 WHITE & SCH. 40 GREY FITTINGS

Dimension		Sch 40 White Product Code	Sch 40 Grey Product Code
inches	mm		

Cross 	Soc x Soc x Soc x Soc		Sch 40 White Product Code	Sch 40 Grey Product Code
	inches	mm		
	1/2	12	035469	035068
	3/4	20	035470	035069
	1	25	035471	035070
	1-1/4	32	035472	035071
	1-1/2	40	035473	035072
	2	50	035474	035073
	2-1/2	65	035475	035074
	3	75	035476	035075
	4	100	035477	035076
	6	150	035478 †	035077 †
	8	200	- †	- †
	10	250	- †	- †
	12	300	- †	- †
	14	350	- †	- †
	16	400	- †	- †
	18	450	- †	- †
	20	500	- †	- †
	24	600	- †	- †

Dimension		Sch 40 White Product Code	Sch 40 Grey Product Code
inches	mm		

Coupling 	Soc x Soc		Sch 40 White Product Code	Sch 40 Grey Product Code
	inches	mm		
	3/8	9	035447	-
	1/2	12	035448	035052
	3/4	20	035449	035053
	1	25	035450	035054
	1-1/4	32	035451	035055
	1-1/2	40	035452	035056
	2	50	035453	035057
	2-1/2	65	035454	035058
	3	75	035455	035059
	4	100	035456	035060
	5	125	035457	035061
	6	150	035458	035062
	8	200	035459	035063
	10	250	035460 †	035064 †
	12	300	035461 †	035065 †
	14	350	035462 †	035066 †
	16	400	035463 †	035067 †
	18	450	- †	035933 †
	20	500	035464 †	- †
	24	600	035465 †	- †

Reducing Cross 	Soc x Soc x Soc x Soc		Sch 40 White Product Code	Sch 40 Grey Product Code
	inches	mm		

	8 x 4	200 x 100	- †	-
	8 x 6	200 x 150	- †	-
	10 x 6	250 x 150	- †	-
	10 x 8	250 x 200	- †	-
	12 x 8	300 x 200	- †	-
	12 x 10	300 x 250	- †	-
	14 x 10	350 x 250	- †	-
	14 x 12	350 x 300	- †	-
	16 x 12	400 x 300	- †	-
	16 x 14	400 x 350	- †	-
	18 x 14	450 x 350	- †	-
	18 x 16	450 x 400	- †	-
	20 x 16	500 x 400	- †	-
	20 x 18	500 x 450	- †	-
	24 x 18	600 x 450	- †	-
	24 x 20	600 x 500	- †	-

Female Adapter 	Soc x Fpt		Sch 40 White Product Code	Sch 40 Grey Product Code
	inches	mm		

	1/2	12	035559	035136
	3/4	20	035560	035137
	1	25	035561	035138
	1-1/4	32	035562	035139
	1-1/2	40	035563	035140
	2	50	035564	035141
	2-1/2	65	035565	035142
	3	75	035566	035143
	4	100	035567	035144
	5	125	035568	035145
	6	150	035569	035146
	8	200	035570	-

Coupling 	Fpt x Fpt		Sch 40 White Product Code
	inches	mm	

	1/2	12	035466
	3/4	20	035467
	1	25	035468

Female Adapter 	Spig x Fpt		Sch 40 White Product Code	Sch 40 Grey Product Code
	inches	mm		

	1/2	12	-	035148
	3/4	20	-	035149
	1	25	-	035150
	1-1/4	32	-	035151
	1-1/2	40	-	035152
	2	50	-	035153
	3	75	-	035155
	4	100	-	035156

Reducing Coupling 	Soc x Soc		Sch 40 White Product Code
	inches	mm	

	3/4 x 1/2	20 x 12	035759
	1 x 3/4	25 x 20	035760
	1-1/4 x 1	32 x 25	035761
	1-1/2 x 1-1/4	40 x 32	035762
	2 x 1-1/2	50 x 40	035764
	4 x 3	100 x 75	035765

Reducing Female Adapter 	Soc x Fpt		Sch 40 White Product Code	Sch 40 Grey Product Code
	inches	mm		

	1/2 x 1/4	12 x 6	035571	-
	1/2 x 3/8	12 x 9	035951	-
	1/2 x 3/4	12 x 20	035572	-
	3/4 x 1/2	20 x 12	035992	-
	3/4 x 1	20 x 25	035990	-
	1 x 3/4	25 x 20	035958	-

†, ‡ See page 5 for descriptions

Dimension		Sch 40 White	Sch 40 Grey
inches	mm	Product Code	Product Code

Concentric Coupling Soc x Soc



8 x 3	200 x 75	035437	†	-	†
8 x 4	200 x 100	035438	†	035042	†
8 x 6	200 x 150	035439	†	035043	†
10 x 4	250 x 100	035440	†	035044	†
10 x 6	250 x 150	035441	†	035045	†
10 x 8	250 x 200	035442	†	035046	†
12 x 4	300 x 100	-	†	-	†
12 x 6	300 x 150	035443	†	035047	†
12 x 8	300 x 200	035444	†	035048	†
12 x 10	300 x 250	-	†	035049	†
14 x 6	350 x 150	-	†	-	†
14 x 8	350 x 200	035445	†	-	†
14 x 10	350 x 250	-	†	-	†
14 x 12	350 x 300	-	†	-	†
16 x 8	400 x 200	035446	†	-	†
16 x 10	400 x 250	-	†	-	†
16 x 12	400 x 300	-	†	035051	†
16 x 14	400 x 350	-	†	-	†
18 x 8	450 x 200	-	†	-	‡
18 x 10	450 x 250	-	†	-	‡
18 x 12	450 x 300	-	†	-	‡
18 x 14	450 x 350	-	†	-	‡
18 x 16	450 x 400	-	†	-	‡
20 x 12	500 x 300	-	†	-	‡
20 x 14	500 x 350	-	†	-	‡
20 x 16	500 x 400	-	†	-	‡
20 x 18	500 x 450	-	†	-	‡
24 x 14	600 x 350	-	†	-	‡
24 x 16	600 x 400	035436	†	-	‡
24 x 18	600 x 450	-	†	-	‡
24 x 20	600 x 500	-	†	-	‡

Male Adapter Soc x Mt



3/8	9	035934	-
1/2	12	035602	-
3/4	20	035603	-
1	25	035604	-
1-1/4	32	035605	-
1-1/2	40	035606	-
2	50	035607	-
2-1/2	65	035608	-
3	75	035609	-
4	100	035610	-
5	125	035611	-
6	150	035612	-
8	200	035613	-

IPS to PIP Adapter Spig x Soc



6	150	235045	-
8	200	235046	-

Dimension		Sch 40 White	Sch 40 Grey
inches	mm	Product Code	Product Code

Eccentric Coupling Soc x Soc



8 x 4	200 x 100	-	†	035078	†
8 x 6	200x150	-	†	035079	†
10 x 4	250 x 100	035479	†	-	†
10 x 6	250 x 150	-	†	035080	†
10 x 8	250 x 200	-	†	035081	†
12 x 4	300 x 100	-	†	-	†
12 x 6	300 x 150	035480	†	-	†
12 x 8	300 x 200	-	†	-	†
12 x 10	300 x 250	-	†	-	†
14 x 6	350 x 150	-	†	-	†
14 x 8	350 x 200	-	†	-	†
14 x 10	350 x 250	-	†	-	†
14 x 12	350 x 300	-	†	-	†
16 x 8	400 x 200	-	†	-	†
16 x 10	400 x 250	-	†	-	†
16 x 12	400 x 300	-	†	-	†
16 x 14	400 x 350	-	†	-	†
18 x 8	450 x 200	-	†	-	‡
18 x 10	450 x 250	-	†	-	‡
18 x 12	450 x 300	-	†	-	‡
18 x 14	450 x 350	-	†	-	‡
18 x 16	450 x 400	-	†	-	‡
20 x 12	500 x 300	-	†	-	‡
20 x 14	500 x 350	-	†	-	‡
20 x 16	500 x 400	-	†	-	‡
20 x 18	500 x 450	-	†	-	‡
24 x 14	600 x 350	-	†	-	‡
24 x 16	600 x 400	-	†	-	‡
24 x 18	600 x 450	-	†	-	‡
24 x 20	600 x 500	-	†	-	‡

Reducing Male Adapter Mt x Soc



1/2	12	-	035167
1/2 x 3/4	12 x 20	035614	-
3/4	20	-	035168
3/4 x 1/2	20 x 12	035615	-
3/4 x 1	20 x 25	035616	-
1	25	-	035169
1 x 3/4	25 x 20	035617	-
1 x 1-1/4	25 x 32	035618	-
1 1/4	32	-	035170
1-1/4 x 1	32 x 25	035380	-
1-1/4 x 1-1/2	32 x 40	035593	-
1-1/2	40	-	035171
1-1/2 x 1-1/4	40 x 32	035619	-
1-1/2 x 2	40 x 50	035620	-
2	50	-	035172
2 x 1-1/2	50 x 40	035973	-
2 x 2-1/2	50 x 65	235041	-
2-1/2	65	-	035173
2-1/2 x 3	65 x 75	235042	-
2-1/2 x 4	65 x 100	235043	-
3	75	-	035174
3 x 4	75 x 100	235044	-
4	100	-	035175
5	125	-	035176
6	150	-	035177

†,‡ See page 5 for descriptions

PRODUCT CHART - XIRTEC PVC SCH. 40 WHITE & SCH. 40 GREY FITTINGS

Dimension		Sch 40 White	Sch 40 Grey
inches	mm	Product Code	Product Code

Dimension		Sch 40 White	Sch 40 Grey
inches	mm	Product Code	Product Code

Riser Extension Fpt x Mpt



1/2	12	035591	-
3/4	20	035944	-
1	25	035947	-

Reducer Bushing Spig x Soc (con't)



6 x 2	150 x 50	035683	-
6 x 3	150 x 75	035684	-
6 x 4	150 x 100	035685	035244
6 x 5	150 x 125	035686	-
8 x 4	200 x 100	035687	035245 †
8 x 6	200 x 150	035688	035246
10 x 4	250 x 100	035689 †	035247 †
10 x 6	250 x 150	035690 †	035248 †
10 x 8	250 x 200	035691 †	035249 †
12 x 4	300 x 100	035041 †	035250 †
12 x 6	300 x 150	035692 †	035251 †
12 x 8	300 x 200	035693 †	035252 †
12 x 10	300 x 250	035694 †	035253 †
14 x 6	350 x 150	- †	- †
14 x 8	350 x 200	- †	- †
14 x 10	350 x 250	- †	035254 †
14 x 12	350 x 300	035695 †	035255 †
16 x 8	400 x 200	- †	- †
16 x 10	400 x 250	- †	035256 †
16 x 12	400 x 300	- †	035207 †
16 x 14	400 x 350	- †	035257 †
18 x 10	450 x 250	- †	- †
18 x 12	450 x 300	- †	- †
18 x 14	450 x 350	- †	- †
18 x 16	450 x 400	- †	- †
20 x 12	500 x 300	- †	- †
20 x 14	500 x 350	- †	- †
20 x 16	500 x 400	- †	- †
20 x 18	500 x 450	- †	- †
24 x 14	600 x 350	- †	- †
24 x 16	600 x 400	- †	- †
24 x 18	600 x 450	- †	- †
24 x 20	600 x 500	- †	- †

Spigot x Female Adapter Spig x Fpt



1/2	12	035578	-
3/4	20	035579	-
1	25	035580	-
1-1/4	32	035581	-
1-1/2	40	035582	-
2	50	035583	-
2-1/2	65	035584	-
3	75	035585	-
4	100	035586	-

Reducer Bushing Spig x Soc



1/2 x 1/4	12 x 6	035643	-
1/2 x 3/8	20 x 9	035644	-
3/4 x 1/2	20 x 12	035646	035209
1 x 1/2	25 x 12	035648	035211
1 x 3/4	25 x 20	035649	035212
1-1/4 x 1/2	32 x 12	035650	035213
1-1/4 x 3/4	32 x 20	035651	035214
1-1/4 x 1	32 x 25	035652	035215
1-1/2 x 1/2	40 x 12	035653	035216
1-1/2 x 3/4	40 x 20	035654	035217
1-1/2 x 1	40 x 25	035655	035218
1-1/2 x 1-1/4	40 x 32	035656	035219
2 x 1/2	50 x 12	035657	035220
2 x 3/4	50 x 20	035658	035221
2 x 1	50 x 25	035659	035222
2 x 1-1/4	50 x 32	035660	035223
2 x 1-1/2	50 x 40	035661	035224
2-1/2 x 1/2	65 x 12	035662	-
2-1/2 x 3/4	65 x 20	035663	-
2-1/2 x 1	65 x 25	035664	-
2-1/2 x 1-1/4	65 x 32	035665	035227
2-1/2 x 1-1/2	65 x 40	035666	035228
2-1/2 x 2	65 x 50	035667	035229
3 x 3/4	75 x 20	035668	-
3 x 1	75 x 25	035669	035231
3 x 1-1/4	75 x 32	035670	035232
3 x 1-1/2	75 x 40	035671	035233
3 x 2	75 x 50	035672	035234
3 x 2-1/2	75 x 65	035673	035235
4 x 2	100 x 50	035677	035238
4 x 2-1/2	100 x 65	035678	035239
4 x 3	100 x 75	035679	035240
5 x 2	125 x 50	035680	-
5 x 3	125 x 75	035681	-
5 x 4	125 x 100	035682	035241

T.T. Bushing Mpt x FPT



3/8 x 1/4	9 x 6	035696	-
1/2 x 1/4	12 x 6	035697	-
1/2 x 3/8	12 x 9	035698	-
3/4 x 1/4	20 x 6	035699	-
3/4 x 3/8	20 x 9	035968	-
3/4 x 1/2	20 x 12	035700	-
1 x 1/2	25 x 12	035701	-
1 x 3/4	25 x 20	035702	-
1-1/4 x 1/2	32 x 12	035703	-
1-1/4 x 3/4	32 x 20	035704	-
1-1/4 x 1	32 x 25	035705	-
1-1/2 x 1/2	40 x 12	035706	-
1-1/2 x 3/4	40 x 20	035707	-
1-1/2 x 1	40 x 25	035708	-
1-1/2 x 1-1/4	40 x 32	035709	-
2 x 1	50 x 25	035711	-
2 x 1-1/4	50 x 32	035712	-
2 x 1-1/2	50 x 40	035713	-
2-1/2 x 2	65 x 50	035714	-
3 x 2	75 x 50	035715	-
3 x 2-1/2	75 x 65	035716	-

■,†,▶ See page 5 for descriptions

Dimension		Sch 40 White Product Code	Sch 40 Grey Product Code
inches	mm		



Reducer Bushing Spig x Fpt

1/2 x 1/8	12 x 3	035717	-
1/2 x 1/4	12 x 6	035718	035258
1/2 x 3/8	12 x 9	035719	035259
3/4 x 1/4	20 x 6	035720	-
3/4 x 1/2	20 x 12	035722	035260
1 x 3/8	25 x 9	035723	-
1 x 1/2	25 x 12	035724	035262
1 x 3/4	25 x 20	035725	035263
1-1/4 x 1/2	32 x 12	035726	035264
1-1/4 x 3/4	32 x 20	035727	035265
1-1/4 x 1	32 x 25	035728	035266
1-1/2 x 1/2	40 x 12	035729	035267
1-1/2 x 3/4	40 x 20	035730	035268
1-1/2 x 1	40 x 25	035731	035269
1-1/2 x 1-1/4	40 x 32	035732	035270
2 x 1/2	50 x 12	035733	035271
2 x 3/4	50 x 20	035734	035272
2 x 1	50 x 25	035735	035273
2 x 1-1/4	50 x 32	035736	035274
2 x 1-1/2	50 x 40	035737	035275
2-1/2 x 1/2	65 x 12	035738	-
2-1/2 x 3/4	65 x 20	035739	-
2-1/2 x 1	65 x 25	035740	-
2-1/2 x 1-1/4	65 x 32	035741	-
2-1/2 x 1-1/2	65 x 40	035742	035277
2-1/2 x 2	65 x 50	035743	035278
3 x 3/4	75 x 20	035744	-
3 x 1	75 x 25	035745	-
3 x 1-1/4	75 x 32	035746	-
3 x 1-1/2	75 x 40	035747	035282 †
3 x 2	75 x 50	035748	035283
3 x 2-1/2	75 x 65	035749	-
4 x 2	100 x 50	035750	035285
4 x 2-1/2	100 x 65	035751	-
4 x 3	100 x 75	035752	035286
5 x 3	125 x 75	035753	-
5 x 4	125 x 100	035754	235062
6 x 2	150 x 50	035755	-
6 x 3	150 x 75	035756	-
6 x 4	150 x 100	035757	035287
6 x 5	150 x 125	035758	-

45° Wye Soc x Soc x Soc



1-1/2	40	035912	-
2	50	035913	-
3	75	035915 ■	-
4	100	035916 ■	-
6	150	035917 ■	-
6 x 6 x 4	150x150x100	035922 ■	-

1/2" - 2" - 235 psi maximum internal pressure rating @ 73°F
(12 - 50mm - 1620 kPa maximum internal pressure rating @ 23°C)

3" - 6" - 150 psi maximum internal pressure rating @ 73°F
(75 - 150mm - 1034 kPa maximum internal pressure rating @ 23°C)

■,† See page 5 for descriptions

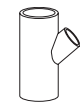
Dimension		Sch 40 White Product Code	Sch 40 Grey Product Code
inches	mm		



45° Wye Soc x Soc x Soc (50 psi / 345 kPa max)

1/2	12	-	035357 †
3/4	20	-	035358 †
1-1/2	40	-	035359 †
2	50	-	035360 †
2-1/2	65	-	035361 †
3	75	-	- †
4	100	-	035363 †
6	150	-	035364 †
8	200	-	035365 †
10	250	-	035366 †
12	300	-	035367 †
14	350	-	- †
16	400	-	- †
18	450	-	- ▶
20	500	-	- ▶
24	600	-	- ▶

45° Reducing Wye Soc x Soc x Soc (50 psi / 345 kPa max)



8 x 8 x 4	200 x 200 x 100	-	035372 †
8 x 8 x 6	200 x 200 x 150	-	035373 †
10 x 10 x 4	250 x 250 x 100	-	- †
10 x 10 x 6	250 x 250 x 150	-	035374 †
10 x 10 x 8	250 x 250 x 200	-	- †
12 x 12 x 4	300 x 300 x 100	-	- †
12 x 12 x 6	300 x 300 x 150	-	035935 †
12 x 12 x 8	300 x 300 x 200	-	- †
12 x 12 x 10	300 x 300 x 250	-	- †
14 x 14 x 6	350 x 350 x 150	-	- †
14 x 14 x 8	350 x 350 x 200	-	- †
14 x 14 x 10	350 x 350 x 250	-	- †
14 x 14 x 12	350 x 350 x 300	-	- †
16 x 16 x 8	400 x 400 x 200	-	035375 †
16 x 16 x 10	400 x 400 x 250	-	- †
16 x 16 x 12	400 x 400 x 300	-	- †
16 x 16 x 14	400 x 400 x 350	-	- †
18 x 18 x 8	450 x 450 x 200	-	- ▶
18 x 18 x 10	450 x 450 x 250	-	- ▶
18 x 18 x 12	450 x 450 x 300	-	- ▶
18 x 18 x 14	450 x 450 x 350	-	- ▶
18 x 18 x 16	450 x 450 x 400	-	- ▶
20 x 20 x 12	500 x 500 x 300	-	- ▶
20 x 20 x 14	500 x 500 x 350	-	- ▶
20 x 20 x 16	500 x 500 x 400	-	- ▶
20 x 20 x 18	500 x 500 x 450	-	- ▶
24 x 24 x 14	600 x 600 x 350	-	- ▶
24 x 24 x 16	600 x 600 x 400	-	- ▶
24 x 24 x 18	600 x 600 x 450	-	- ▶
24 x 24 x 20	600 x 600 x 500	-	- ▶

PRODUCT CHART - XIRTEC PVC SCH. 40 WHITE & SCH. 40 GREY FITTINGS

Dimension		Sch 40 White Product Code	Sch 40 Grey Product Code
inches	mm		

Dimension		Sch 40 White Product Code	Sch 40 Grey Product Code
inches	mm		

Cap Soc



3/8	9	035406	035590
1/2	12	035407	035017
3/4	20	035408	035018
1	25	035409	035019
1-1/4	32	035410	035020
1-1/2	40	035411	035021
2	50	035412	035022
2-1/2	65	035413	035023
3	75	035414	035024
4	100	035415	035025
5	125	035416	035026
6	150	035417	035027
8	200	035418	035028
10	250	035419 †	035029 †
12	300	035420 †	035030 †
14	350	035421 †	035031 †
16	400	-	† - †
18	450	035422 †	- †
20	500	035940 †	- †
24	600	-	† - †

Plug Mpt



3/8	9	035621	-
1/2	12	035622	035188
3/4	20	035623	035189
1	25	035624	035190
1-1/4	32	035625	035191
1-1/2	40	035626	035192
2	50	035627	035193
2-1/2	65	035628	035194
3	75	035629	035195
4	100	035630	035196
6	150	235047	-

Plug Spig



3/8	9	035946	-
1/2	12	035631	035197
3/4	20	035632	035198
1	25	035633	035199
1-1/4	32	035634	035200
1-1/2	40	035635	035201
2	50	035636	035202
2-1/2	65	035637	035203 †
3	75	035638	035204
4	100	035639	-

Cap Fpt



3/8	9	035948	-
1/2	12	035423	035032
3/4	20	035424	035033
1	25	035425	035034
1-1/4	32	035426	035035
1-1/2	40	035427	035036
2	50	035428	035037
2-1/2	65	035429	035038
3	75	035430	035039
4	100	035431	-
5	125	035432	-
6	150	035433	-

Saddles Pipe OD x Soc (Rated for 80 psi / 552 kPa Open-Ended)



• These sizes are bushed.

2-1/2 x 3/4	65 x 20	235048	-
• 3 x 1-1/4	75 x 32	035996	-
• 3 x 1-1/2	75 x 40	235049	-
• 3 x 2	75 x 50	035995	-
• 4 x 1-1/4	100 x 32	035767	-
• 4 x 1-1/2	100 x 40	035768	-
• 4 x 2	100 x 50	035769	-
• 5 x 1-1/2	125 x 40	235050	-
• 5 x 2	125 x 50	035955	-
• 6 x 1-1/4	150 x 32	235051	-
• 6 x 1-1/2	150 x 40	035588	-
• 6 x 2	150 x 50	035942	-
• 6 x 4	150 x 100	035770	-
• 8 x 1-1/4	200 x 32	235052	-
• 8 x 1-1/2	200 x 40	235053	-
• 8 x 2	200 x 50	235054	-
• 8 x 4	200 x 100	035976	-
• 10 x 4	250 x 100	035771	-

Union Soc x Soc Buna O-ring Seal



1/2	12	035900	-
3/4	20	035901	-
1	25	035902	-
1-1/4	32	035903	-
1-1/2	40	035904	-
2	50	035905	-

Union Fpt x Fpt Buna O-ring Seal



1/2	12	035906	-
3/4	20	035907	-
1	25	035908	-
1-1/4	32	035909	-
1-1/2	40	035910	-
2	50	035911	-



Saddles Pipe OD x Fpt (Rated for 80 psi / 552 kPa Open-Ended)

2-1/2 x 3/4	65 x 20	235055	-
• 3 x 1-1/2	75 x 40	035993	-
• 4 x 1-1/2	100 x 40	035772	-
• 5 x 2	125 x 50	035943	-
• 6 x 1-1/2	150 x 40	035587	-
• 6 x 4	150 x 100	235056	-
• 8 x 1-1/2	200 x 40	235057	-
• 8 x 4	200 x 100	035774	-
• 10 x 4	250 x 100	235058	-

†, † See page 5 for descriptions

PRODUCT CHART - XIRTEC PVC SCH. 80 & XIRTEC CPVC SCH. 80 FITTINGS

Dimension		PVC Sch 80	CPVC Sch 80
inches	mm	Product Code	Product Code

Dimension		PVC Sch 80	CPVC Sch 80
inches	mm	Product Code	Product Code

Tee Soc x Soc x Soc



1/4	6	036768	059479
3/8	9	036769	059480
1/2	12	036770	059481
3/4	20	036771	059482
1	25	036772	059483
1-1/4	32	036773	059484
1-1/2	40	036774	059485
2	50	036775	059486
2-1/2	65	036776	059487
3	75	036777	059488
4	100	036778	059489
6	150	036780	059490
8	200	036781	059491
10	250	036866	059062
12	300	036876	059084
10	250	036782	-
12	300	036783	-
14	350	036784	-
16	400	036785	-
18	450	036126	-

Reducing Tee Soc x Soc x Soc



3/4 x 3/4 x 1/2	20 x 20 x 12	036786	059492
1 x 3/4 x 3/4	25 x 20 x 20	036790	-
1 x 3/4 x 1	25 x 20 x 25	036791	059493
1 x 1 x 1/2	25 x 25 x 12	036788	059494
1 x 1 x 3/4	25 x 25 x 20	036789	-
1-1/4 x 1 x 3/4	32 x 25 x 20	036792	-
1-1/4 x 1 x 1-1/4	32 x 32 x 25	-	059495
1-1/4 x 1-1/4 x 3/4	32 x 32 x 20	036793	-
1-1/4 x 1-1/4 x 1	32 x 32 x 25	036794	-
1-1/2 x 1-1/2 x 3/4	40 x 40 x 20	036795	059496
1-1/2 x 1-1/2 x 1	40 x 40 x 25	036796	059497
2 x 2 x 1/2	50 x 50 x 12	036797	059498
2 x 2 x 3/4	50 x 50 x 20	036798	059499
2 x 2 x 1	50 x 50 x 25	036799	059500
2 x 2 x 1-1/2	50 x 50 x 40	036800	059501
3 x 3 x 2	75 x 75 x 50	036802	059502
3 x 3 x 2-1/2	75 x 75 x 65	036803	059504
4 x 4 x 2	100 x 100 x 50	036804	059505
4 x 4 x 3	150 x 100 x 75	036805	-
6 x 6 x 3	150 x 150 x 75	036807	-
6 x 6 x 4	150 x 150 x 100	036808	059506
8 x 8 x 4	200 x 200 x 100	036809	-
8 x 8 x 6	200 x 200 x 150	036810	059567
10 x 10 x 4	250 x 250 x 100	036919	-
10 x 10 x 6	250 x 250 x 150	036812	-
10 x 10 x 8	250 x 250 x 200	036813	-
12 x 12 x 8	300 x 300 x 200	036814	-
12 x 12 x 10	300 x 300 x 250	036815	-
14 x 14 x 10	350 x 350 x 250	036816	-
14 x 14 x 12	350 x 350 x 300	-	-
16 x 16 x 12	400 x 400 x 300	-	-
16 x 16 x 14	400 x 400 x 350	-	-

Tee Soc x Soc x Fpt



1/2	12	036828	059942
3/4	20	036829	059943
1	25	036830	059518
2	50	036832	-

Tee Fpt x Fpt x Fpt



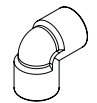
1/4	6	036817	059507
3/8	9	036818	059508
1/2	12	036819	059509
3/4	20	036820	059510
1	25	036821	059511
1-1/4	32	036822	059512
1-1/2	40	036823	059513
2	50	036824	059514
2-1/2	65	036825	059515
3	75	036826	059516
4	100	036827	059517

90° Elbow Soc x Soc



1/4	6	036179	059192
3/8	9	036180	059193
1/2	12	036181	059194
3/4	20	036182	059195
1	25	036183	059196
1-1/4	32	036184	059197
1-1/2	40	036185	059198
2	50	036186	059199
2-1/2	65	036187	059200
3	75	036188	059201
4	100	036189	059202
6	150	036191	059203
8	200	036192	059204
10	250	036864	059085
12	300	036865	059086
10	250	036193	-
12	300	036194	-
14	350	036195	-
16	400	036196	-
18	450	036132	-

90° Elbow Fpt x Fpt

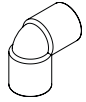


1/4	6	036197	059206
3/8	9	036198	059207
1/2	12	036199	059208
3/4	20	036200	059209
1	25	036201	059210
1-1/4	32	036202	059211
1-1/2	40	036203	059212
2	50	036204	059213
2-1/2	65	036205	059214
3	75	036206	059215
4	100	036207	059216

■,† See page 5 for descriptions

PRODUCT CHART - XIRTEC PVC SCH. 80 & XIRTEC CPVC SCH. 80 FITTINGS

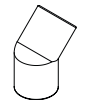
Dimension	PVC Sch 80		CPVC Sch 80	
	inches	mm	Product Code	Product Code
90° Elbow Soc x Fpt	1/2	12	036172	059187
	3/4	20	036173	059941
	1	25	036174	059188
	1-1/4	32	036175	059189
	1-1/2	40	036176	059190
	2	50	036177	059191



Dimension	PVC Sch 80		CPVC Sch 80	
	inches	mm	Product Code	Product Code
22-1/2° Elbow Soc x Soc	2	50	036134	059614
	3	75	036135	059615
	4	100	036136	059616
	6	150	036137	† -
	8	200	036138	† -
	10	250	036139	† -
	12	300	036140	† -



Dimension	PVC Sch 80		CPVC Sch 80	
	inches	mm	Product Code	Product Code
45° Elbow Soc x Soc	1/4	6	036142	059162
	3/8	9	036143	059163
	1/2	12	036144	059164
	3/4	20	036145	059165
	1	25	036146	059166
	1-1/4	32	036147	059167
	1-1/2	40	036148	059168
	2	50	036149	059169
	2-1/2	65	036150	059170
	3	75	036151	059171
	4	100	036152	059172
	6	150	036154	059173
	8	200	036155	059174
	10	250	036862	059087
	12	300	036863	059088
	10	250	036156	† -
12	300	036157	† -	
14	350	036158	† -	
16	400	036159	† -	



Dimension	PVC Sch 80		CPVC Sch 80	
	inches	mm	Product Code	Product Code
11-1/4° Elbow Soc x Soc	2	50	-	059617
	3	75	-	059618
	4	100	-	059619



Dimension	PVC Sch 80		CPVC Sch 80	
	inches	mm	Product Code	Product Code
Cross Soc x Soc x Soc x Soc	1/4	6	-	059620
	1/2	12	036116	059154
	3/4	20	036117	059155
	1	25	036118	059156
	1-1/4	32	036119	059157
	1-1/2	40	036120	059158
	2	50	036121	059159
	2-1/2	65	036122	059018
	3	75	036123	059160
	4	100	036124	059161
6	150	036125	† -	

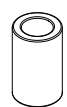


16

Dimension	PVC Sch 80		CPVC Sch 80	
	inches	mm	Product Code	Product Code
45° Elbow Fpt x Fpt	1/4	6	036160	059176
	3/8	9	036161	059177
	1/2	12	036162	059178
	3/4	20	036163	059179
	1	25	036164	059180
	1-1/4	32	036165	059181
	1-1/2	40	036166	059182
	2	50	036167	059183
	2-1/2	65	036168	059184
	3	75	036169	059185
4	100	036170	059186	



Dimension	PVC Sch 80		CPVC Sch 80	
	inches	mm	Product Code	Product Code
Coupling Soc x Soc	1/4	6	036088	059130
	3/8	9	036089	059131
	1/2	12	036090	059132
	3/4	20	036091	059133
	1	25	036092	059134
	1-1/4	32	036093	059135
	1-1/2	40	036094	059136
	2	50	036095	059137
	2-1/2	65	036096	059138
	3	75	036097	059139
	4	100	036098	059140
	6	150	036099	059141
	8	200	036100	059142
	10	250	036101	† 059033
	12	300	036102	† 059043
	14	350	036103	† -
16	400	036889	† -	



Dimension	PVC Sch 80		CPVC Sch 80	
	inches	mm	Product Code	Product Code
30° Elbow Soc x Soc	6	150	236003	059022



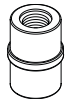
XIRTEC PVC AND XIRTEC CPVC

■, † See page 5 for descriptions

Dimension		PVC Sch 80	CPVC Sch 80
inches	mm	Product Code	Product Code

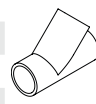
Dimension		PVC Sch 80	CPVC Sch 80
inches	mm	Product Code	Product Code

Coupling Fpt x Fpt



1/4	6	036104	059143
3/8	9	036105	059144
1/2	12	036106	059145
3/4	20	036107	059146
1	25	036108	059147
1-1/4	32	036109	059148
1-1/2	40	036110	059149
2	50	036111	059150
2-1/2	65	036112	059151
3	75	036113	059152
4	100	036114	059153

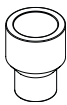
45° Wye Soc x Soc x Soc



1-1/2	40	036854	059553
2	50	036855	059536
3	75	036856	059537
4	100	036857	059538
6	150	036858	059539
6 x 4	150 x 100	036861	059541
8	200	036859	† -
8 x 6	200 x 150	036884	† -

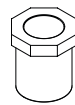
1/2" - 2" - 235 psi maximum internal pressure rating @ 73°F
 (12 - 50mm - 1620 kPa maximum internal pressure rating @ 23°C)
 3" - 6" - 150 psi maximum internal pressure rating @ 73°F
 (75 - 150mm - 1034 kPa maximum internal pressure rating @ 23°C)

Reducer Coupling Soc x Soc



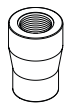
3/4 x 1/2	20 x 12	036719	059460
1 x 1/2	25 x 12	036720	059461
1 x 3/4	25 x 20	036721	059462
1-1/4 x 3/4	32 x 20	036723	-
1-1/4 x 1	32 x 25	036724	059463
1-1/2 x 1/2	40 x 12	036725	-
1-1/2 x 3/4	40 x 20	036726	059464
1-1/2 x 1	40 x 25	036727	059465
1-1/2 x 1-1/4	40 x 32	036728	059466
2 x 1/2	50 x 12	036897	-
2 x 1	50 x 25	036729	059467
2 x 1-1/2	50 x 40	036731	059458
3 x 2	75 x 50	036735	059470
4 x 2	100 x 50	036736	059459
4 x 3	100 x 75	036738	059472
6 x 4	150 x 100	036740	059471
8 x 6	200 x 150	036743	059473

Reducer Bushing Spig x Soc (flushstyle)



3/8 x 1/4	9 x 6	036599	-
1/2 x 1/4	12 x 6	036600	059373
1/2 x 3/8	12 x 9	036601	059374
3/4 x 1/2	20 x 12	036604	059375
1 x 1/2	25 x 12	036605	059376
1 x 3/4	25 x 20	036606	059377
1-1/4 x 1/2	32 x 12	036607	059378
1-1/4 x 3/4	32 x 20	036608	059379
1-1/4 x 1	32 x 25	036609	059380
1-1/2 x 1/2	40 x 12	036610	059381
1-1/2 x 3/4	40 x 20	036611	059382
1-1/2 x 1	40 x 25	036612	059383
1-1/2 x 1-1/4	40 x 32	036613	059384
2 x 1/2	50 x 12	036614	059385
2 x 3/4	50 x 20	036615	059386
2 x 1	50 x 25	036616	059387
2 x 1-1/4	50 x 32	036617	059388
2 x 1-1/2	50 x 40	036618	059389
2-1/2 x 1-1/4	65 x 32	036620	-
2-1/2 x 1-1/2	65 x 40	036621	-
2-1/2 x 2	65 x 50	036622	059392
3 x 1	75 x 25	036623	-
3 x 1-1/2	75 x 40	036624	059393
3 x 2	75 x 50	036625	059394
3 x 2-1/2	75 x 65	036626	059395
4 x 2	100 x 50	036628	059396
4 x 3	100 x 75	036630	059397
6 x 2	150 x 50	036632	059398
6 x 3	150 x 75	036633	059399
6 x 4	150 x 100	036634	059400
8 x 6	200 x 150	036638	059401
10 x 6	250 x 150	036922	† -
10 x 8	250 x 200	036270	† -
12 x 10	300 x 250	036208	† -
12 x 6	300 x 150	036908	-
12 x 8	300 x 200	036645	-

Reducer Coupling Fpt x Fpt



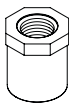
1/2 x 1/4	12 x 6	036746	-
3/4 x 1/2	20 x 12	036748	-
1 x 1/2	25 x 12	036749	-
1 x 3/4	25 x 20	036750	-
1-1/4 x 3/4	32 x 20	036751	-
1-1/2 x 1	40 x 25	036754	-
2 x 1-1/2	50 x 40	036758	-

†, † See page 5 for descriptions

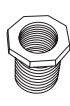
PRODUCT CHART - XIRTEC PVC SCH. 80 & XIRTEC CPVC SCH. 80 FITTINGS

Dimension		PVC Sch 80	CPVC Sch 80
inches	mm	Product Code	Product Code

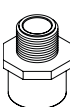
Dimension		PVC Sch 80	CPVC Sch 80
inches	mm	Product Code	Product Code



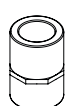
Reducer Bushing	Spig x Fpt (flushstyle)	PVC Sch 80 Product Code	CPVC Sch 80 Product Code	
	3/8 x 1/4	9 x 6	036679	-
	1/2 x 1/4	12 x 6	036681	059428
	1/2 x 3/8	12 x 9	036682	059429
	3/4 x 1/4	20 x 6	036683	059430
	3/4 x 1/2	20 x 12	036684	059431
	1 x 3/8	25 x 9	036685	-
	1 x 1/2	25 x 12	036686	059432
	1 x 3/4	25 x 20	036687	059433
	1-1/4 x 1/2	32 x 12	036688	059434
	1-1/4 x 3/4	32 x 20	036689	059435
	1-1/4 x 1	32 x 25	036690	059436
	1-1/2 x 1/2	40 x 12	036691	059437
	1-1/2 x 3/4	40 x 20	036692	059438
	1-1/2 x 1	40 x 25	036693	059439
	1-1/2 x 1-1/4	40 x 32	036694	059440
	2 x 1/2	50 x 12	036695	059441
	2 x 3/4	50 x 20	036696	059442
	2 x 1	50 x 25	036697	059443
	2 x 1-1/4	50 x 32	036698	059444
	2 x 1-1/2	50 x 40	036699	059445
	2-1/2 x 3/4	65 x 20	036700	059446
	2-1/2 x 1	65 x 25	036701	059447
	2-1/2 x 1-1/4	65 x 32	036702	059448
	2-1/2 x 1-1/2	65 x 40	036703	059449
	2-1/2 x 2	65 x 50	036704	059450
	3 x 3/4	75 x 20	036705	-
	3 x 1	75 x 25	036706	059547
	3 x 1-1/4	75 x 32	036707	-
	3 x 1-1/2	75 x 40	036708	059451
	3 x 2	75 x 50	036709	059452
	3 x 2-1/2	75 x 65	036710	059453
	4 x 2	100 x 50	036711	059454
	4 x 2-1/2	100 x 65	036712	059640
	4 x 3	100 x 75	036713	059455
	6 x 2	150 x 50	036714	-
	6 x 3	150 x 75	036715	059641
	6 x 4	150 x 100	036716	059456



T T Bushing	Mpt x Fpt (flushstyle)	PVC Sch 80 Product Code	CPVC Sch 80 Product Code	
	3/8 x 1/4	9 x 6	036647	059402
	1/2 x 1/4	12 x 6	036648	059403
	1/2 x 3/8	12 x 9	036649	059404
	3/4 x 1/4	20 x 6	036651	059405
	3/4 x 3/8	20 x 9	036652	059406
	3/4 x 1/2	20 x 12	036653	059407
	1 x 1/4	25 x 6	036654	059643
	1 x 3/8	25 x 9	036655	-
	1 x 1/2	25 x 12	036656	059408
	1 x 3/4	25 x 20	036657	059409
	1-1/4 x 1/2	32 x 12	036658	059410
	1-1/4 x 3/4	32 x 20	036659	059411
	1-1/4 x 1	32 x 25	036660	059412
	1-1/2 x 1/2	40 x 12	036661	059413
	1-1/2 x 3/4	40 x 20	036662	059414
	1-1/2 x 1	40 x 25	036663	059415
	1-1/2 x 1-1/4	40 x 32	036664	059416
	2 x 1/2	50 x 12	036665	059417
	2 x 3/4	50 x 20	036666	059418
	2 x 1	50 x 25	036667	059419
	2 x 1-1/4	50 x 32	036668	059420
	2 x 1-1/2	50 x 40	036669	059421
	2-1/2 x 2	65 x 50	036672	059422
	3 x 1-1/2	75 x 40	036673	059423
	3 x 2	75 x 50	036674	059424
	3 x 2-1/2	75 x 65	036675	059425
	4 x 2	100 x 50	036676	059426
	4 x 3	100 x 75	036677	059427



Male Adapter	Soc x Mpt	PVC Sch 80 Product Code	CPVC Sch 80 Product Code	
	1/2	12	036420	059286
	3/4	20	036421	059287
	1	25	036422	059288
	1-1/4	32	036423	059289
	1-1/2	40	036424	059290
	2	50	036425	059291
	2-1/2	65	036426	059292
	3	75	036427	059293
	4	100	036428	059294
	6	150	036887	† -



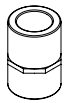
Female Adapter	Soc x Fpt	PVC Sch 80 Product Code	CPVC Sch 80 Product Code	
	1/4	6	036209	059217
	3/8	9	036210	059218
	1/2	12	036211	059219
	3/4	20	036212	059220
	1	25	036213	059221
	1-1/4	32	036214	059222
	1-1/2	40	036215	059223
	2	50	036216	059224
	2-1/2	65	036217	059225
	3	75	036218	059226
	4	100	036219	059227
	6	150	036221	† -

†, ‡ See page 5 for descriptions

Dimension		PVC Sch 80	CPVC Sch 80
inches	mm	Product Code	Product Code

Dimension		PVC Sch 80	CPVC Sch 80
inches	mm	Product Code	Product Code

Female Adapter Soc x Fpt (SS reinforced)



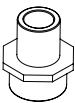
Dimension (inches)	Dimension (mm)	PVC Sch 80 Product Code	CPVC Sch 80 Product Code
1/2	12	036971	059951
3/4	20	036972	059952
1	25	036973	059953
1-1/4	32	036974	059954
1-1/2	40	036975	059955
2	50	036976	059956
2-1/2	65	036977	059646
3	75	036978	059957
4	100	036979	059958

Cap Fpt



Dimension (inches)	Dimension (mm)	PVC Sch 80 Product Code	CPVC Sch 80 Product Code
1/4	6	036072	059119
3/8	9	036073	059120
1/2	12	036074	059121
3/4	20	036075	059122
1	25	036076	059123
1-1/4	32	036077	059124
1-1/2	40	036078	059125
2	50	036079	059126
2-1/2	65	036080	059127
3	75	036081	059128
4	100	036082	059129

Female Adapter Spig x Fpt (SS reinforced)



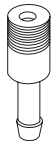
Dimension (inches)	Dimension (mm)	PVC Sch 80 Product Code	CPVC Sch 80 Product Code
1/2	12	036965	059945
3/4	20	036966	059946
1	25	036967	059947
1-1/4	32	036968	059948
1-1/2	40	036969	059949
2	50	036970	059950
3	75	236000	059647
4	100	236001	059648

Plug Mpt



Dimension (inches)	Dimension (mm)	PVC Sch 80 Product Code	CPVC Sch 80 Product Code
1/4	6	036568	059361
3/8	9	036569	059362
1/2	12	036570	059363
3/4	20	036571	059364
1	25	036572	059365
1-1/4	32	036573	059366
1-1/2	40	036574	059367
2	50	036575	059368
2-1/2	65	036576	059369
3	75	036577	059370
4	100	036578	059371
6	150	036579	-

Hose Adapter Hose x Mpt



Dimension (inches)	Dimension (mm)	PVC Sch 80 Product Code	CPVC Sch 80 Product Code
1/4	6	036394	† -
3/8	9	036395	† -
1/2	12	036396	† -
3/4	20	036397	† -
1	25	036398	† -
1 1/4	32	036399	† -
1 1/2	40	036400	† -
2	50	036401	† -
2 1/2	65	036402	† -
3	75	036403	† -
4	100	036404	† -

Plug Spig



Dimension (inches)	Dimension (mm)	PVC Sch 80 Product Code	CPVC Sch 80 Product Code
2	50	036585	-

Cap Soc



Dimension (inches)	Dimension (mm)	PVC Sch 80 Product Code	CPVC Sch 80 Product Code
1/4	6	036056	059107
3/8	9	036057	059108
1/2	12	036058	059109
3/4	20	036059	059110
1	25	036060	059111
1-1/4	32	036061	059112
1-1/2	40	036062	059113
2	50	036063	059114
2-1/2	65	036064	059115
3	75	036065	059116
4	100	036066	059117
6	150	036067	059118
8	200	036068	059029
10	250	036069	† -
12	300	036070	† -
14	350	-	† -
16	400	036071	† -

90° Radius Bends - 6D Spig x Spig



Dimension (inches)	Dimension (mm)	PVC Sch 80 Product Code	CPVC Sch 80 Product Code
1/2	12	-	† -
3/4	20	036027	† -
1	25	036028	† -
1-1/4	32	036029	† -
1-1/2	40	036030	† -
2	50	036031	† -
2-1/2	65	036032	† -
3	75	036033	† -
4	100	036034	† -
6	150	036035	† -
8	200	036036	† -
10	250	036868	† -
12	300	-	† -

†, † See page 5 for descriptions

PRODUCT CHART - XIRTEC PVC SCH. 80 & XIRTEC CPVC SCH. 80 FITTINGS

Dimension		PVC Sch 80	CPVC Sch 80
inches	mm	Product Code	Product Code

Dimension		PVC Sch 80	CPVC Sch 80
inches	mm	Product Code	Product Code

45° Radius Bends - 6D Spig x Spig



1/2	12	-	†
3/4	20	036020	†
1	25	036021	†
1-1/4	32	-	†
1-1/2	40	036022	†
2	50	036023	†
2-1/2	65	036867	†
3	75	036024	†
4	100	036025	†
6	150	036026	†
8	200	-	†
10	250	-	†
12	300	-	†

Union Soc x Fpt (Viton® O-ring Seal)



1/2	12	036410	-
3/4	20	036411	-
1	25	036412	-
1-1/4	32	036413	-
1-1/2	40	036414	-
2	50	036415	-
3	75	236010	-
4	100	236011	-

22-1/2° Radius Bends - 6D Spig x Spig



1/2	12	036012	†	-
3/4	20	-	†	-
1	25	036013	†	-
1-1/4	32	-	†	-
1-1/2	40	-	†	-
2	50	036014	†	-
2-1/2	65	036015	†	-
3	75	036016	†	-
4	100	036017	†	-
6	150	036018	†	-
8	200	036019	†	-
10	250	-	†	-
12	300	-	†	-

Tank Adapter Soc x Fpt



1/2	12	036038	059100	
3/4	20	036039	059101	
1	25	036040	059102	
1-1/4	32	036041	-	
1-1/2	40	036042	059103	
2	50	036043	059104	
3	75	036045	059105	
4	100	036046	059106	
6	150	-	†	-

Tank Adapter Fpt x Fpt



1/2	12	036047	-	
3/4	20	036048	-	
1	25	036049	-	
1-1/4	32	036050	-	
1-1/2	40	036051	-	
2	50	036052	-	
3	75	036054	-	
4	100	036055	-	
6	150	-	†	-

Union Soc x Soc (Viton® O-ring Seal)



1/4	6	036833	059519
3/8	9	036834	-
1/2	12	036835	059520
3/4	20	036836	059521
1	25	036837	059522
1-1/4	32	036838	059523
1-1/2	40	036839	059524
2	50	036840	059525
3	75	036842	059526
4	100	036843	059550

Flange Soc (solid style)



1/2	12	036223	059228	
3/4	20	036224	059229	
1	25	036225	059230	
1-1/4	32	036226	059231	
1-1/2	40	036227	059232	
2	50	036228	059233	
2-1/2	65	036229	059234	
3	75	036230	059235	
4	100	036231	059236	
5	125	036232	-	
6	150	036233	059238	
8	200	036234	059239	
10	250	036235	†	-
12	300	036236	†	-
14	350	036237	†	-
16	400	036238	†	-
18	450	036870	†	-
20	500	-	†	-
24	600	036239	†	-

Union Fpt x Fpt (Viton® O-ring Seal)



1/4	6	036844	059527
3/8	9	036845	-
1/2	12	036846	059529
3/4	20	036847	059530
1	25	036848	059531
1-1/4	32	036849	059532
1-1/2	40	036850	059533
2	50	036851	059534
3	75	036852	059535
4	100	036853	059651

†, ‡ See page 5 for descriptions

Dimension		PVC Sch 80	CPVC Sch 80
inches	mm	Product Code	Product Code

Dimension		PVC Sch 80	CPVC Sch 80
inches	mm	Product Code	Product Code

Flange Fpt (solid style)



Fpt	mm	PVC Sch 80 Product Code	CPVC Sch 80 Product Code
1/2	12	036240	059240
3/4	20	036241	059241
1	25	036242	059242
1-1/4	32	036243	059243
1-1/2	40	036244	059244
2	50	036245	059245
2-1/2	65	036246	059246
3	75	036247	059247
4	100	036248	059248
6	150	036249	059249

Flange Blind



Fpt	mm	PVC Sch 80 Product Code	CPVC Sch 80 Product Code
1/2	12	036250	059250
3/4	20	036251	059251
1	25	036252	059252
1-1/4	32	036253	059253
1-1/2	40	036254	059254
2	50	036255	059255
2-1/2	65	036256	059256
3	75	036257	059257
4	100	036258	059258
6	150	036259	059259
8	200	036260	059260
10	250	036261 †	-
12	300	036262 †	-
14	350	036263 †◆	-
16	400	036264 †◆	-
18	450	036265 †◆	-
20	500	- †◆	-
24	600	036266 †◆	-

◆ Domed flange

No-Leak Flange Spig x Spig



Fpt	mm	PVC Sch 80 Product Code	CPVC Sch 80 Product Code
1/2	12	036331 †	-
3/4	20	036332 †	-
1	25	036923 †	-
1-1/4	32	036333 †	-
1-1/2	40	036334 †	-
2	50	036335 †	-
2-1/2	65	036336 †	-
3	75	036337 †	-
4	100	036338 †	-
6	150	036339 †	-
8	200	036340 †	-
10	250	036341 †	-
12	300	036342 †	-
14	350	036915 †	-
16	400	036343 †	-
18	450	036871 †	-
20	500	- †	-
24	600	036924 †	-

Heavy Duty Vanstone Flange Soc w Fibre-Loc Ring



Fpt	mm	PVC Sch 80 Product Code	CPVC Sch 80 Product Code
1/2	12	-	059262
3/4	20	-	059263
1	25	-	059264
1-1/4	32	-	059265
1-1/2	40	036323	059266
2	50	036324	059267
2-1/2	65	-	059268
3	75	036326	059269
4	100	036416	059270
6	150	036417	059271
8	200	036418	059272
10	250	036419 †	059273
12	300	036429 †	059569
14	350	036358 †▼	-
16	400	036359 †▼	-

▼ Molded hub, c/w coated metal rings

Vanstone Flange Soc w PVC Ring



Fpt	mm	PVC Sch 80 Product Code	CPVC Sch 80 Product Code
1/2	12	036344	-
3/4	20	036345	-
1	25	036346	-
1-1/4	32	036347	-
1-1/2	40	036348	-
2	50	036349	-
2-1/2	65	036350	-
3	75	036351	-
4	100	036352	-
5	125	036353	-
6	150	036354	-
8	200	036355	-
10	250	036356 ▼	-
12	300	036357 ▼	-

▼ Molded hub, c/w coated metal rings

Vanstone Flange Soc w Steel Ring



Fpt	mm	PVC Sch 80 Product Code	CPVC Sch 80 Product Code
18	450	036947 †	-
20	500	036913 †	-
24	600	036914 †	-

Note: these flanges are rated at 50 psi (345 kPa) maximum operating

†, † See page 5 for descriptions

PRODUCT CHART - XIRTEC PVC SCH. 80 & XIRTEC CPVC SCH. 80 FITTINGS

Dimension		PVC Sch 80	CPVC Sch 80
inches	mm	Product Code	Product Code

Dimension		PVC Sch 80	CPVC Sch 80
inches	mm	Product Code	Product Code

Vanstone Flange Spig



1/2	12	036374	059274
3/4	20	036375	059275
1	25	036376	059276
1-1/4	32	036377	059277
1-1/2	40	036378	059278
2	50	036379	059279
2-1/2	65	036380	059280
3	75	036381	059281
4	100	036382	059282
6	150	036383	059283
8	200	036384	059570
10	250	036321 †	-
12	300	036406 †	-

Nipples

1/4" (6mm) diameter



7/8 close	22	036434	059296
1-1/2	40	036445	059306
2	50	036456	059316
2-1/2	65	036457	-
3	75	036458	059317
3 1/2	90	036459	-
4	100	036460	059318
4-1/2	115	036461	-
5	125	036462	059319
6	150	036463	059320
8	200	036464	-
10	250	236012	-
12	300	236013	-

Vanstone Flange Fpt



1/2	12	036385	059656
3/4	20	036386	059657
1	25	036387	059658
1-1/4	32	036388	059284
1-1/2	40	036389	059659
2	50	036390	059660
2-1/2	65	036391	059661
3	75	036392	059285
4	100	036393	059662

3/8" (9mm) diameter

1 close	25	036435	059551
1-1/2	40	036446	059307
2	50	036466	059552
2-1/2	65	036467	-
3	75	036468	059939
3-1/2	90	036469	-
4	100	036470	059554
4-1/2	115	036471	-
5	125	036472	-
6	150	036473	-
8	200	036474	-

1/8" Flange Gasket Neoprene



1/2	12	036296	-
3/4	20	036297	-
1	25	036298	-
1-1/4	32	036299	-
1-1/2	40	036300	-
2	50	036301	-
2-1/2	65	036302	-
3	75	036303	-
4	100	036304	-
5	125	036305	-
6	150	036306	-
8	200	036307	-
10	250	036308	-
12	300	036309	-
14	350	036310	-
16	400	036311	-
18	450	036312	-
20	500	036313	-
24	600	036314	-



1/2" (12mm) diameter

1-1/8 close	28	036436	059297
1-1/2	40	036447	059308
2	50	036475	059322
2-1/2	65	036476	-
3	75	036477	059321
3-1/2	90	036478	-
4	100	036479	059324
4-1/2	115	036480	-
5	125	036481	059325
5-1/2	140	036482	-
6	150	036483	059326
8	200	036484	-
10	250	036485	-
12	300	036486	-

Dimension		PVC Sch 80	CPVC Sch 80
inches	mm	Product Code	Product Code

Nipples

3/4" (20mm) diameter

	1-3/8 close	35	036437	059298
	1-1/2	40	036448	059309
	2	50	036490	059327
	2-1/2	65	036491	-
	3	75	036492	059328
	3-1/2	90	036493	-
	4	100	036494	059329
	4-1/2	115	036495	-
	5	125	036496	059331
	5-1/2	140	036497	-
	6	150	036498	059332
	8	200	036500	-
	10	250	036501	-
	12	300	036502	-

1" (25mm) diameter

	1-1/2 close	40	036438	059299
	2	50	036449	059310
	2-1/2	65	036504	-
	3	75	036505	059333
	3-1/2	90	036506	-
	4	100	036507	059334
	4-1/2	115	036508	-
	5	125	036509	059335
	5-1/2	140	036510	-
	6	150	036511	059336
	8	200	036512	-
	10	250	036514	-
	12	300	036515	-



1-1/4" (32mm) diameter

	1-5/8 close	41	036439	059300
	2	50	036450	059311
	2-1/2	65	036516	-
	3	75	036517	059338
	3-1/2	90	036518	-
	4	100	036519	059339
	4-1/2	115	036520	-
	5	125	036521	059340
	6	150	036522	059341
	8	200	036523	-
	10	250	036524	-
	12	300	036525	-

Dimension		PVC Sch 80	CPVC Sch 80
inches	mm	Product Code	Product Code

Nipples

1-1/2" (40mm) diameter

	1-3/4 close	45	036440	059301
	2	50	036451	059312
	2-1/2	65	036526	-
	3	75	036527	059342
	3-1/2	90	036528	-
	4	100	036529	059343
	4-1/2	115	036530	-
	5	125	036531	059344
	5-1/2	140	036532	-
	6	150	036533	059345
	8	200	036534	-
	10	250	036535	-
	12	300	036536	-

2" (50mm) diameter

	2 close	50	036441	059302
	2-1/2	65	036452	-
	3	75	036539	059346
	3-1/2	90	036540	-
	4	100	036541	059347
	4-1/2	115	036542	-
	5	125	036543	059348
	5-1/2	140	036544	-
	6	150	036545	059349
	8	200	036546	-
	10	250	036547	-
	12	300	036548	-

2-1/2" (65mm) diameter

	2-1/2 close	65	036442	059303
	3	75	036549	-
	4	100	036550	059351
	6	150	036551	059352
	8	200	036552	-
	12	300	036553	-

3" (75mm) diameter

	2-5/8 close	67	036443	059304
	3	75	036554	059353
	4	100	036555	059354
	5	125	036556	059355
	6	150	036557	059356
	8	200	036558	-
	10	250	036559	-
	12	300	036560	-

4" (100mm) diameter


	2-7/8 close	72	036444	059305
	4	100	036562	-
	5	125	036563	-
	6	150	036564	059357
	8	200	036565	-
	10	250	036566	-
	12	300	036567	-

PRODUCT CHART - XIRTEC PVC SCH. 80 & XIRTEC CPVC SCH. 80 FITTINGS

Dimension		PVC Sch 80	CPVC Sch 80
inches	mm	Product Code	Product Code


Dimension		PVC Sch 80	CPVC Sch 80
inches	mm	Product Code	Product Code

Expansion Joint 6" (150mm) Travel EPDM




1/2	12	136115	059973
3/4	20	136117	059975
1	25	136119	059977
1-1/2	40	136121	059979
2	50	136123	059981
3	75	136125	059983
4	100	136127	059985

Polypropylene Pipe Clamps



1/2	12	035180	-
3/4	20	035181	-
1	25	035182	-
1-1/4	32	035183	-
1-1/2	40	035184	-
2	50	035185	-

Expansion Joint 12" (300mm) Travel EPDM



1/2	12	136116	059959
3/4	20	136118	059961
1	25	136120	059963
1-1/2	40	136122	059965
2	50	136124	059967
3	75	136126	059969
4	100	136128	059971


Strut Base



-	-	035186
---	---	--------

Note: Strut Bases are sold individually, two Strut Bases are required to create one Strut Base Unit.
Example: If you require 10 complete Strut Base Units you must order 20 strut bases.

Expansion Joint 6" (150mm) Travel Viton®




1/2	12	136101	059974
3/4	20	136103	059976
1	25	136105	059978
1-1/2	40	136107	059980
2	50	136109	059982
3	75	136111	059984
4	100	136113	059986

Pipe Straps 2 holes



1/2	12	036000
3/4	20	036001
1	25	036002
1-1/4	32	036003
1-1/2	40	036004
2	50	036005

Expansion Joint 12" (300mm) Travel Viton®



1/2	12	136102	059960
3/4	20	136104	059962
1	25	136106	059964
1-1/2	40	136108	059966
2	50	136110	059968
3	75	136112	059970
4	100	136114	059972

Pipe Straps PVC Coated Steel 2 holes



2-1/2	65	036006
3	75	036007
3-1/2	90	036008
4	100	036009
5	125	036010
6	150	036011

"U" Bend 4" (100mm) O.C. for Ice Rink Piping



1	25	059019 Barbed end
1	25	Plain End (Spigot)

Fits 1" (25mm) ID Poly Pipe