

Please read and save these instructions. Read carefully before attempting to assemble, install, operate or maintain the product described. Protect yourself and others by observing all safety information. Failure to comply with instructions could result in personal injury and/or property damage! Retain instructions for future reference.

Operating Instructions and Parts Manual

TSC130

SPECIFICATIONS

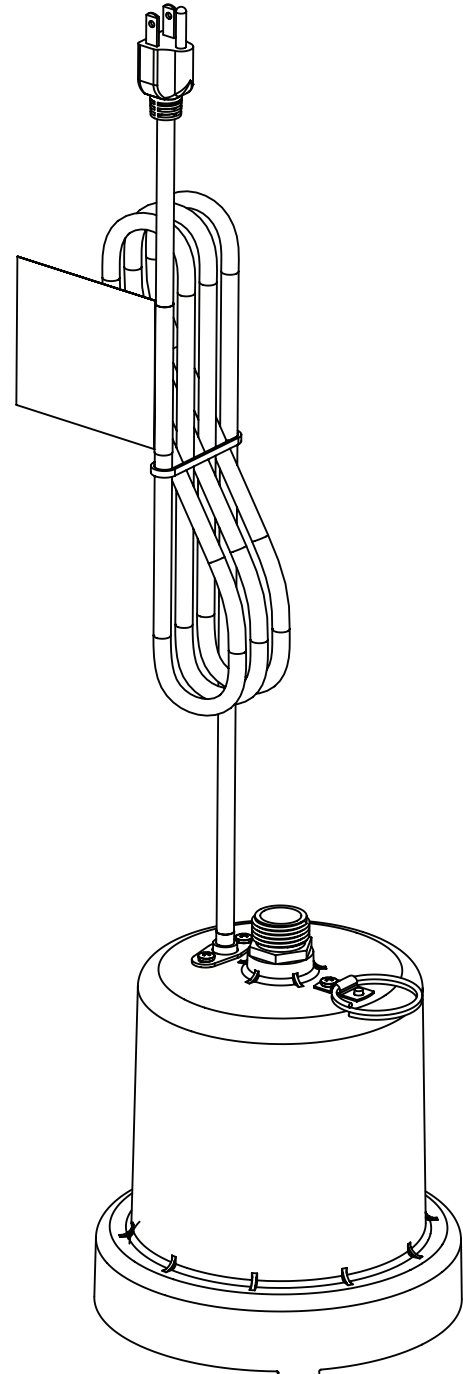
POWER SUPPLY REQUIREMENTS	120 V, 60 Hz
MOTOR	Single Phase
CIRCUIT REQUIREMENT	15 A (minimum)
LIQUID TEMPERATURE RANGE	40° F- 120° F

CONSTRUCTION

MOTOR HOUSING	Thermoplastic
MOTOR SHAFT	Stainless Steel
IMPELLER	Thermoplastic
VOLUTE	Thermoplastic
PUMP DISCHARGE	3/4 in. Brass Hose Fitting

PERFORMANCE

Model	Discharge Head	0 ft	5 ft	10 ft	15 ft	20 ft
TSC130	Gal / hr	1250	1140	1000	830	640



Operating Instructions and Parts Manual

DESCRIPTION

The Submersible Multi-Use Pump is designed for non-automatic use in water. The unit is equipped with a 3-prong grounding type power cord. The motor is oil filled and sealed for cooler operation. The discharge fitting is designed for convenient attachment to a garden hose.

UNPACKING

Inspect this unit before it is used. Occasionally, products are damaged during shipment. If the pump or components are damaged, return the unit to the place of purchase for replacement, or call Customer Support (800-237-0987).

SAFETY SIGNAL WORDS

This manual contains information that is very important to know and understand. This information is provided for SAFETY and to PREVENT EQUIPMENT PROBLEMS. To help recognize this information, observe the following symbols.

⚠ DANGER *Danger indicates an imminently hazardous situation which, if NOT avoided, WILL result in death or serious injury.*

⚠ DANGER *La mention Danger indique une situation dangereuse imminente qui, si elle n'est pas évitée, ENTRAÎNE la mort ou des blessures graves.*

⚠ WARNING *Warning indicates a potentially hazardous situation which, if NOT avoided, COULD result in death or serious injury.*

⚠ AVERTISSEMENT *La mention avertissement indique une situation potentiellement dangereuse qui, si elle n'est pas évitée, risque d'entraîner des lésions corporelles graves ou même la mort.*

⚠ CAUTION *Caution indicates a potentially hazardous situation which, if NOT avoided, MAY result in minor or moderate injury.*

⚠ MISE EN GARDE *La mention mise en garde indique une situation potentiellement dangereuse qui, si elle n'est pas évitée, pourrait entraîner des blessures mineures ou modérées.*

NOTICE *Notice indicates important information, that if NOT followed, MAY cause damage to equipment.*

GENERAL SAFETY INFORMATION

CALIFORNIA PROPOSITION 65

⚠ WARNING

This product can expose you to chemicals, including DEHP, which is known to the State of California to cause cancer, birth defects and reproductive harm. For more information, go to www.P65Warnings.ca.gov.

⚠ AVERTISSEMENT

Ce produit peut vous exposer à des produits chimiques, notamment du DOP, reconnus par l'État de Californie comme étant cancérigènes et à l'origine d'anomalies congénitales et de problèmes de l'appareil reproductif. Pour plus de renseignements, visiter le site www.P65Warnings.ca.gov.

GENERAL SAFETY

Safety is a combination of common sense, staying alert, and understanding how your multi-use pump works.

WORK AREA

⚠ DANGER *Do not operate pump in explosive atmospheres, such as in the presence of flammable liquids, gases, or dust. Pump motors create sparks which may ignite the dust or fumes.*

⚠ DANGER *Ne pas faire fonctionner la pompe dans un environnement explosif, tel qu'en présence de liquides, gaz ou poussières inflammables. Les moteurs de pompes peuvent créer des étincelles qui pourraient enflammer la poussière ou des vapeurs.*

⚠ DANGER *Keep by-standers, children, and visitors away while using pump. Distractions can result in mistakes.*

⚠ DANGER *En utilisant cette pompe, gardez les spectateurs, les enfants et les visiteurs loin de celle-ci. Les distractions peuvent entraîner des erreurs.*

ELECTRICAL SAFETY

⚠ WARNING *This pump must be plugged into a properly installed, and grounded GFCI outlet in accordance with all applicable codes and ordinances. Never remove the grounding prong or modify the plug in any way. Do not use any adapter plugs. Check with a qualified electrician if you are not sure the outlet is grounded. If the pump should electrically malfunction or break down, grounding provides a low resistance path to carry electricity away from the user.*

⚠ AVERTISSEMENT *Cette pompe doit être branchée dans une prise correctement installée et une prise équipée d'un disjoncteur de fuite à la terre, conformément à tous les codes et règlements applicables. Ne jamais retirer la broche de mise à la terre et ne modifier, en aucun cas, la fiche. Ne pas utiliser de prises d'adaptateur. Vérifier avec un électricien qualifié que la prise est bien mise à la terre. Si la pompe présente un dysfonctionnement électrique ou une panne, la mise à la terre fournit un chemin de faible résistance pour éloigner l'électricité de l'utilisateur.*

⚠ WARNING *Electrical wiring must be performed by a qualified electrician. Improper wiring could result in fatal electrical shock.*

⚠ AVERTISSEMENT *Le câblage électrique doit être réalisé par un électricien qualifié. Un câblage incorrect peut entraîner un choc électrique mortel.*

NOTICE *Do not abuse cord. Never use the cord to carry the pump or pull the plug from an outlet. Keep cord away from heat, oil, sharp edges, or moving parts. Replace damaged cords immediately. Damaged cords increase the risk of electrical shock.*

NOTICE *If you use an extension cord or surge protector, call customer support for proper gauge and length. Extension cords or surge protectors may introduce voltage drop and may damage pump and/or property, and will void warranty.*

PERSONAL SAFETY**⚠ WARNING**

- **Stay alert, watch what you are doing, and use common sense when using this pump. Do not attempt to use this pump while tired or under the influence of drugs, alcohol or medications.** A moment of inattention may result in serious personal injury.
- **Dress properly. Do not wear loose clothing or jewelry. Pull back long hair. Keep your hair, clothing, and gloves away from moving parts.** Loose clothes, jewelry, or long hair can be caught in moving parts.
- **Do not overreach. Keep proper footing and balance at all times.** Proper footing and balance enables better control in unexpected situations.
- **Use safety equipment. Always wear eye protection.** Dust mask, non-skid safety shoes and hard hat must be used for appropriate conditions.

⚠ AVERTISSEMENT

- **Lors de l'utilisation de la pompe il faut rester vigilant, être concentré sur ce qu'on fait et faire preuve de bon sens. Ne pas essayer d'utiliser cette pompe en cas de fatigue ou sous l'influence de drogues, d'alcool ou de médicaments.** Un moment d'inattention peut entraîner des blessures graves.
- **S'habiller correctement. Ne pas porter de vêtements amples ou de bijoux. Attacher les cheveux longs. Garder les cheveux, les vêtements et les gants éloignés des pièces mobiles.** Les vêtements amples, les bijoux ou les cheveux longs peuvent se prendre dans les pièces mobiles.
- **Ne pas trop se pencher. Maintenir, à tout moment, une bonne assise et un bon équilibre** permet de garder un meilleur contrôle dans des situations imprévues.
- **Utiliser un équipement de sécurité. Toujours porter des lunettes de protection.** Un masque anti-poussière, des chaussures de sécurité antidérapantes et un casque doivent être utilisés selon les conditions appropriées.

Operating Instructions and Parts Manual

SERVICE

⚠ WARNING

- **Pump service must be performed only by qualified repair personnel.** Service or maintenance performed by unqualified repair personnel could result in injury and may void the warranty.
- **When servicing a pump, use only identical replacement parts. Follow instructions in the Maintenance Section of this manual.** Use of unauthorized parts or failure to follow maintenance instructions may create a risk of electrical shock or injury and may void the warranty.

⚠ AVERTISSEMENT

- **Tout le travail d'entretien et de réparation doit être effectué seulement par un personnel de réparation qualifié.** L'entretien ou une réparation effectuée par un personnel non qualifié peut entraîner des blessures et annuler la garantie.
- **Lors de l'entretien d'une pompe, seules des pièces de rechange d'origine doivent être utilisées. Suivre les instructions de la section d'entretien présentées dans le manuel.** L'utilisation de pièces non autorisées ou le non-respect des instructions d'entretien peut créer un risque de choc électrique ou de blessure et annuler la garantie.

SPECIFIC SAFETY INFORMATION


⚠ WARNING

Risk of electric shock. This pump is supplied with a grounding-type plug. To reduce risk of electric shock be certain that it is connected only to a properly grounded, GFCI receptacle.

⚠ AVERTISSEMENT

Risque de choc électrique. Cette pompe est fournie avec une fiche de mise à la terre. Pour réduire le risque de choc électrique, s'assurer qu'elle est branchée seulement à une prise de courant protégée par disjoncteur de fuite à la terre (GFCI) et correctement mise à la terre.

MULTI-USE PUMP SAFETY

- Do not use to pump flammable or explosive fluids such as gasoline, fuel oil, kerosene, solvents, thinners, etc. Do not use in a flammable and/or explosive atmosphere. Pump should only be used to pump clear water. Improper use could result in personal injury and/or death, and will void warranty. 
- If there is water or moisture on the floor, do not walk on wet area until all power is turned off. If the shutoff box is in the basement, call an electrician. Failure to follow this warning could result in fatal electrical shock.
- Always disconnect the power source before attempting to install, service, relocate, or maintain the pump. Never handle a pump or pump motor with wet hands or when standing on a wet or damp surface or in water when the pump is connected to power. Failure to follow this warning could result in personal injury and/or death.

NOTICE

This pump is not designed to handle salt water, brine, laundry discharge, or any other application which may contain caustic chemicals and/or foreign materials. This pump is not suitable for use with aquatic life. Pump damage or failure could occur if used in these applications and will void the warranty.

PUMP INSTALLATION

⚠ DANGER

Pump should only be used to pump clear water. Do not use to pump fluids such as gasoline, fuel oil, or kerosene. Do not use in a flammable or explosive atmosphere. Improper use could result in personal injury and/or death.

⚠ DANGER

La pompe ne doit être utilisée que pour pomper de l'eau claire. Ne pas utiliser pour pomper des liquides tels que de l'essence, du mazout ou du kérosène. Ne pas utiliser dans un environnement inflammable ou explosif. Une utilisation incorrecte peut entraîner des blessures corporelles et/ou la mort.

⚠ WARNING

This pump is designed for indoor use only, unless housed and protected from the elements.

⚠ AVERTISSEMENT

Cette pompe est conçue pour une utilisation à l'intérieur uniquement, sauf si elle est à l'abri et protégée contre les intempéries.

⚠ WARNING

To prevent property damage, serious injury, or death, proper use of the pump is required. The following procedures should be followed:

⚠ AVERTISSEMENT

Pour éviter des dégâts matériels, des blessures graves ou la mort, une utilisation correcte de la pompe est requise. Les procédures suivantes doivent être suivies :

PUMP INSTALLATION (CONT'D)

- Toujours débrancher le cordon d'alimentation avant d'essayer d'installer, de réparer, de déplacer ou de faire l'entretien de la pompe. Ne jamais manipuler une pompe ou un moteur de pompe avec des mains mouillées, ou en se tenant debout sur une surface mouillée, humide ou dans l'eau lorsque la pompe est connectée à une source d'alimentation.

1. This pump has been designed to attach to a standard garden hose. Thread the female end of the garden hose to the discharge on the pump.
2. To reduce leakage between the pump and the hose, place a hose washer (not included) on the garden hose before use to the pump.
3. For best pump performance, unwind the hose before starting the pump. This will help remove any kinks or binds in the hose and allow the unit to pump with less restriction.

NOTICE *Place pump on solid level surface. Do not place pump directly on clay, gravel, or any loose or sandy surfaces. These surfaces contain small stones or sand that may clog or damage the pump. This could result in pump failure causing flooding and property damage.*

4. The water level must be at least 1/2 inch for the pump to operate. Water levels less than 1/2 inch will not allow the impeller to contact water and no water will be pumped.
5. Inspect the power cord and plug for damage. If the plug is missing the grounding prong or the cord is damaged, do not use the pump .

WARNING *Never cut off grounding prong or use an adapter.*

AVERTISSEMENT *Ne jamais débrancher la broche de mise à la terre ou utiliser un adaptateur.*

6. Plug the power cord into a grounded GFCI 120 volt AC power outlet. Make sure the electrical outlet is grounded and is rated for at least 15 amps. The pump will start operating as soon as the power cord is plugged into the power outlet.
7. The pump will approximately remove water down to 1/8 inch of the surface the pump was placed on.
8. The pump should be unplugged once the water has reached the 1/8 inch height, or pump will run dry.

NOTICE *Do not allow pump to run dry. The shaft seal depends on water for lubrication. Operating the pump without water will damage the shaft seal and cause pump failure and/or property damage, and will void warranty.*

WARNING *When routing electrical cord protect cord from sharp objects, hot surfaces, oils, and chemicals. Do not kink cord.*

AVERTISSEMENT *Lors de l'acheminement du cordon électrique, le protéger des objets tranchants, des surfaces chaudes, de l'huile et des produits chimiques. Ne pas le plier.*

MAINTENANCE INSTRUCTIONS

WARNING *Always disconnect the electrical supply or unplug the pump before attempting to install, service, relocate, or perform any maintenance. If the power source is out of sight, lock and tag in the open (OFF) position to prevent unexpected power application. Failure to do so could result in fatal electrical shock. Only a qualified technician should repair this unit.*

AVERTISSEMENT *Toujours débrancher l'alimentation électrique générale ou mettre la pompe hors tension avant d'essayer d'installer, de réparer, de déplacer ou d'effectuer toute opération de maintenance. Si la source d'alimentation est hors de vue, verrouiller et étiqueter en position ouverte (OFF) pour éviter une décharge électrique inattendue. Le non-respect de ces instructions pourrait entraîner un choc électrique mortel. Seul un technicien spécialisé devrait réparer cet appareil.*

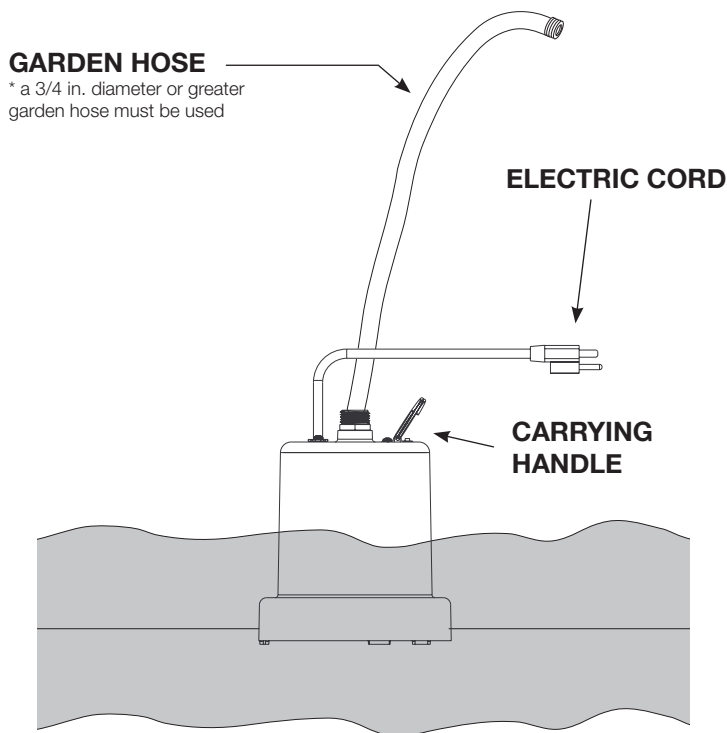
DANGER *Improper repair could result in fatal electrical shock.*

DANGER *Une mauvaise réparation pourrait mener à des chocs électriques mortels.*

Operating Instructions and Parts Manual

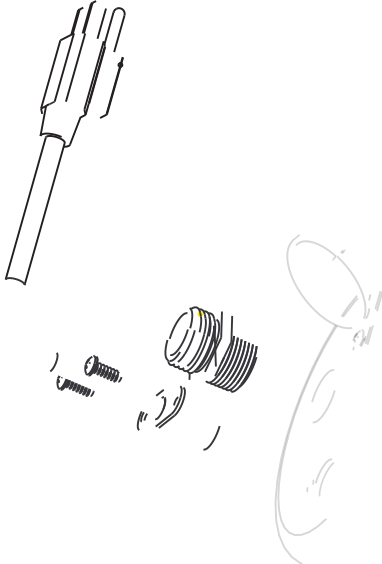
MAINTENANCE INSTRUCTIONS (CONT'D)

1. Keep pump inlet clean and free of all foreign objects. Inspect inlet at beginning of each use.
2. The motor housing is permanently sealed and requires no service. Disassembly of the motor housing or alteration of the power cord could result in fatal electrical shock.



TROUBLESHOOTING CHART

Symptom	Possible Cause(s)	Corrective Action
Pump will not start or run	<ol style="list-style-type: none"> 1. Blown fuse or breaker 2. Low supply voltage 3. Worn motor 4. Impeller not rotating 5. Thermal protector open 	<ol style="list-style-type: none"> 1. If blown, replace with the proper sized fuse or reset the breaker 2. If voltage is under 108 volts, check wiring size 3. Replace pump 4. If impeller will not turn, disconnect pump from power source, remove volute cover and remove blockage 5a. Water temperature is too high, move to cooler water b. Inlet clogged, remove debris c. Motor seized, replace pump
Pump starts but delivers little or no flow	<ol style="list-style-type: none"> 1. Inlet screen clogged 2. Low supply voltage 3. Restriction in discharge hose 4. Discharge lift too high 	<ol style="list-style-type: none"> 1. Clean debris from screen 2. If voltage is under 108 volts, check wiring size 3. Unwind garden hose, remove any kinks or restrictions in hose 4. Water level to end of garden hose is 25 ft. or greater



LIMITED WARRANTY

For one year for TSC130 model from the date of purchase, from an authorized dealer, Wayne Water Systems will repair or replace, at its option for the original purchaser, any part or parts of its Multi-Use Pumps or Water Pumps ("Product") found upon examination by Wayne Water Systems to be defective in materials or workmanship. Please call Wayne Water Systems (800-237-0987) for warranty instructions. Be prepared to provide the model number and the serial number when exercising this warranty. All transportation charges on Products or parts submitted for repair or replacement must be paid by purchaser. This Limited Warranty is not transferrable. This Limited Warranty does not cover Products which have been damaged as a result of accident, abuse, misuse, neglect, improper installation, improper maintenance, or failure to operate in accordance with WAYNE's written instructions.

This Limited Warranty does not cover Products which have been damaged as a result of accident, abuse, misuse, neglect, improper installation, improper maintenance, or failure to operate in accordance with Wayne Water Systems' written instructions.

THIS WARRANTY IS IN LIEU OF ANY AND ALL OTHER WARRANTIES, OBLIGATIONS OR AGREEMENTS, EXPRESSED OR IMPLIED, INCLUDING ANY IMPLIED WARRANTY OF MERCHANTABILITY OR FITNESS FOR ANY PARTICULAR PURPOSE, AND ANY RIGHTS OR REMEDIES AGAINST ANY PERSON OR ENTITY UNDER THE UNIFORM COMMERCIAL CODE OR OTHERWISE WITH RESPECT TO THE SALE OF THE PRODUCT. THE REMEDIES AND OBLIGATIONS STATED IN THIS WARRANTY ARE THE SOLE AND EXCLUSIVE REMEDIES OF AND OBLIGATIONS TO THE OWNER FOR ANY AND ALL MATTERS ARISING WITH RESPECT TO OR IN ANY WAY CONNECTED WITH THE PRODUCT, REGARDLESS OF THE SOURCE OR PROVIDER OF SUCH GOODS. IN NO EVENT, WHETHER AS A RESULT OF BREACH OF CONTRACT, WARRANTY TORT (INCLUDING NEGLIGENCE) OR OTHERWISE, SHALL WAYNE WATER SYSTEMS OR ANY AFFILIATE BE LIABLE FOR ANY SPECIAL, INCIDENTAL OR CONSEQUENTIAL DAMAGES.

You **MUST** retain your purchase receipt along with this form. In the event you need to exercise a warranty claim, you **MUST** send a **copy** of the purchase receipt along with the material or correspondence. Please call Wayne Water Systems (800-237-0987) for return authorization and instructions.

DO NOT MAIL THIS FORM TO Wayne Water Systems. Use this form only to maintain your records.

MODEL NO. _____ SERIAL NO. _____ INSTALLATION DATE _____

ATTACH YOUR RECEIPT HERE