



FireLock® Check Valves

Series 717R Check Valve with Riser Check Kit

Series 717HR High Pressure Check Valve with Riser Check Kit



Series 717HR
Shown with the Victaulic Riser Check Kit
(2 – 3"/DN50 – DN80)



Series 717R
Shown with the Victaulic Riser Check Kit
(4 – 8"/DN100 – DN200)

1.0 PRODUCT DESCRIPTION

Available Sizes

- Series 717HR: 2 – 3"/DN50 – DN80
- Series 717R: 4 – 8"/DN100 – DN200

Pipe Material

- Carbon steel, Schedule 10, Schedule 40. For use with alternative materials please contact Victaulic.

Maximum Working Pressure

- Up to 365 psi/2517 kPa/25 bar
- Working pressure dependent on pipe size, valve size and approval requirements.

Application

- Prevents back flow
- Single-disc mechanism incorporates a spring-assisted feature for non-slamming operation
- Can be installed either vertically (flow upwards only) or horizontally
- Valve body cast with arrow indicator to assist with proper valve orientation

Configurations

- Optional Riser Check Kit

Available End Connections

- Victaulic Original Groove System (OGS) standard groove

2.0 CERTIFICATION/LISTINGS



LPS 1186: Issue 3.1
Cert/LPCB Ref. 104h/02

ALWAYS REFER TO ANY NOTIFICATIONS AT THE END OF THIS DOCUMENT REGARDING PRODUCT INSTALLATION, MAINTENANCE OR SUPPORT.

2.0 CERTIFICATION/LISTINGS (CONTINUED)

Approvals/Listings

Series 717HR (bare valve)

Size		Approval/Listing Maximum Working Pressure			
Nominal inches DN	Actual Outside Diameter inches mm	cULus	FM	LPCB	VdS
		psi kPa	psi kPa	psi kPa	psi kPa
2 DN50	2.375 60.3	365 2517	365 2517	365 2517	365 2517
2 ½	2.875 73.0	365 2517	365 2517	365 2517	365 2517
DN65	3.000 76.1	365 2517	365 2517	365 2517	365 2517
3 DN80	3.500 88.9	365 2517	365 2517	365 2517	365 2517

NOTE

- When supplied with the Victaulic Riser Check Kit, the Series 717HR can be used for services up to 300psi / 2068kPa.

Series 717R

Size		Approval/Listing Maximum Working Pressure			
Nominal inches DN	Actual Outside Diameter inches mm	cULus	FM	LPCB	VdS
		psi kPa	psi kPa	psi kPa	psi kPa
4 DN100	4.500 114.3	365 2517	365 2517	365 2517	232 1600
DN125	5.500 139.7	365 2517	365 2517	365 2517	232 1600
5	5.563 141.3	365 2517	365 2517	365 2517	N/A
	6.500 165.1	365 2517	365 2517	365 2517	N/A
6 DN150	6.625 168.3	365 2517	365 2517	363 2500	232 1600
8 DN200	8.625 219.1	365 2517	365 2517	247 1700	232 1600

3.0 SPECIFICATIONS – MATERIAL

Body:

Ductile iron conforming to ASTM A-536, grade 65-45-12. Ductile iron conforming to ASTM A 395, grade 65-45-15, is available upon special request.

Body Coating:

Black polymeric coating

Body Seat:

- Series 717HR: Machined Surfaces Electroless Nickel plated
- Series 717R: Ductile Iron with Electroless Nickel plating conforming to ASTM B733

Disc Seal or Coating:

- Series 717HR: Victaulic "T" Nitrile
- Series 717R: Victaulic "E" EPDM

Discs:

- Series 717HR: 300 Series Stainless Steel
- Series 717R: Elastomer-coated Ductile Iron

Shafts:

- Series 717HR: Brass
- Series 717R: Type 316 Stainless Steel

Shaft Plug:

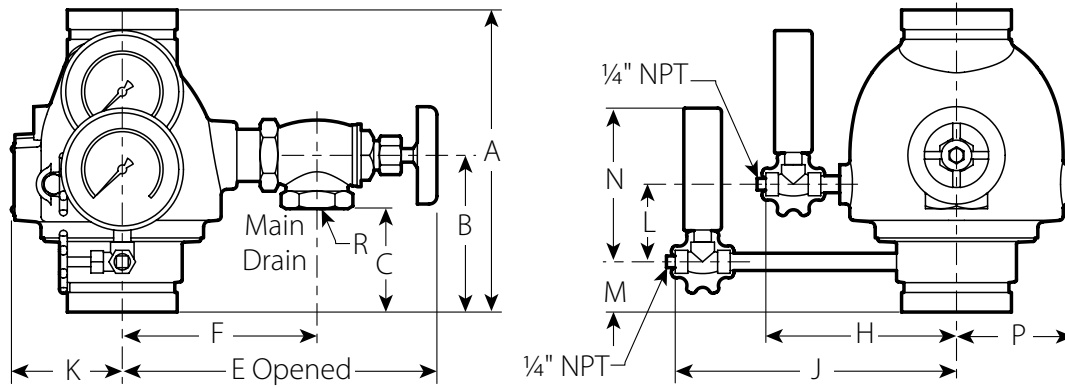
- Series 717HR: Type 416 Stainless Steel
- Series 717R: Zinc-plated Carbon Steel

Pipe Plug:

- Zinc-plated Carbon Steel

4.0 DIMENSIONS

Series 717HR

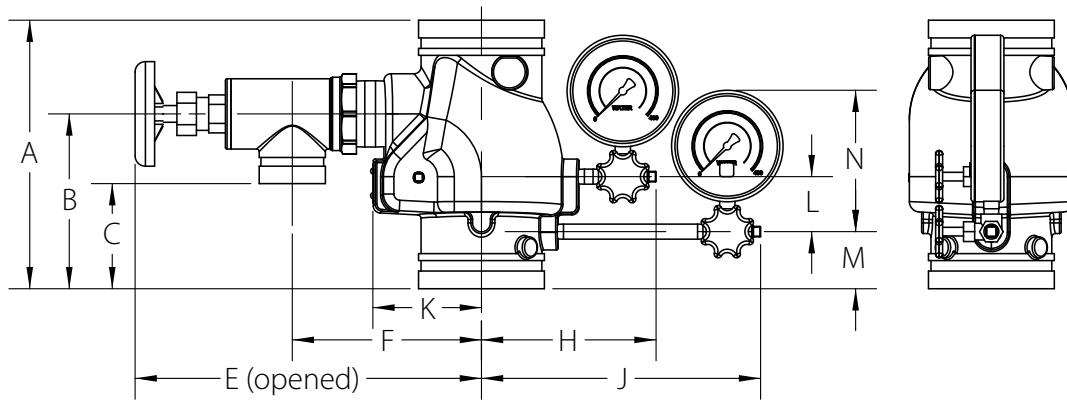


Series 717HR (shown with Victaulic Riser Check Kit)

Size	Dimensions													Weight
Nominal	A	B	C	E	F	H	J	K	L	M	N	P	R	Approx. (Each)
inches mm	inches mm	inches mm	inches mm	inches mm	inches mm	inches mm	inches mm	inches mm	inches mm	inches mm	inches mm	inches mm	inches mm	lb kg
2 60.3	8.66 219.8	4.40 111.9	3.16 80.1	8.50 215.9	4.74 120.4	5.57 141.5	8.50 216.0	3.23 82.0	2.10 53.3	1.58 40.3	4.90 124.3	3.23 82.0	¾" NPT	15.0 6.8
2 ½ 73.0	9.37 238.0	4.99 126.7	3.29 83.6	10.50 266.7	5.87 149.0	5.82 147.8	8.71 221.2	3.31 84.1	2.37 60.2	1.60 40.7	4.90 124.3	3.47 88.1	1 ¼" NPT	19.5 8.8
76.1 mm	9.37 238.0	4.99 126.7	3.29 83.6	10.50 266.7	5.87 149.0	5.82 147.8	8.71 221.2	3.31 84.1	2.37 60.2	1.60 40.7	4.90 124.3	3.47 88.1	1 ¼" NPT	19.5 8.8
3 88.9	6.62 244.3	4.99 126.7	3.31 84.2	10.78 273.8	6.20 157.6	6.07 154.2	8.96 227.6	3.53 89.7	2.47 62.7	1.60 40.6	4.90 124.3	3.72 94.5	1 ¼" NPT	25.5 11.6

4.1 DIMENSIONS

Series 717R



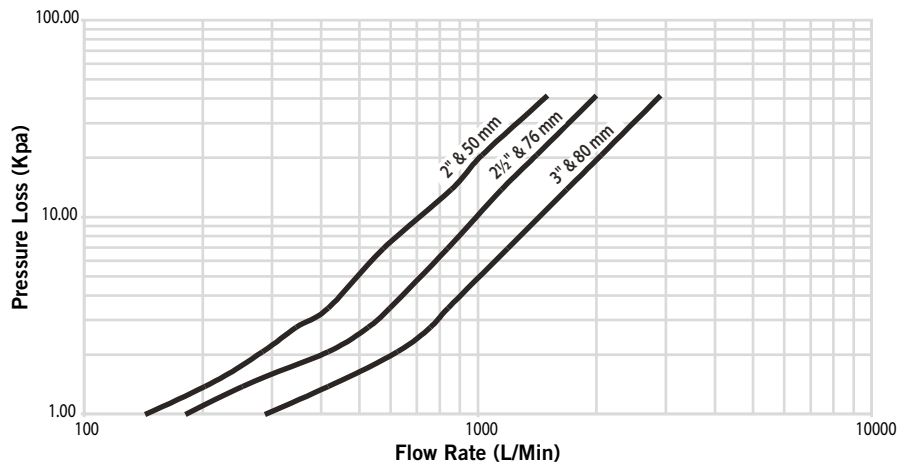
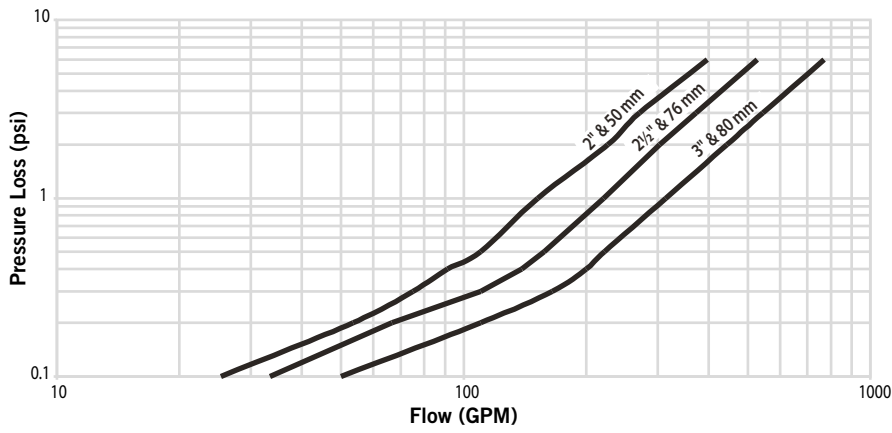
Series 717R (shown with Victaulic Riser Check Kit)

Size		Dimensions											Weight
Nominal	Actual Outside Diameter	E-E A	B	C	E	F	H	J	K	L	M	N	Approx. (Each)
inches	inches	inches	inches	inches	inches	inches	inches	inches	inches	inches	inches	inches	lb
mm	mm	mm	mm	mm	mm	mm	mm	mm	mm	mm	mm	mm	kg
4	4.500	9.63	6.25	4.00	14.25	6.88	6.70	10.45	11.25	2.00	2.00	5.25	28.0
100	114.3	245	159	102	362	175	170	265	286	51	51	133	12.7
5	5.563	10.50	6.50	4.25	14.75	7.38	7.37	11.87	12.75	2.15	1.88	5.25	35.0
125	141.3	267	165	108	375	188	187	302	324	55	48	133	15.9
139.7 mm	5.500	10.50	6.50	4.25	14.75	7.38	7.37	11.87	12.75	2.15	1.88	5.25	35.0
	139.7	267	165	108	375	188	187	302	324	55	48	133	15.9
6	6.625	11.50	7.63	5.38	15.50	8.03	7.70	12.20	13.00	2.38	2.13	5.25	46.0
150	168.3	292	194	137	394	204	196	310	330	61	54	133	20.9
165.1 mm	6.500	11.50	7.63	5.38	15.50	8.03	7.70	12.20	13.00	2.38	2.13	5.25	46.0
	165.1	292	194	137	394	204	196	310	330	61	54	133	20.9
8	8.625	14.00	8.25	6.00	16.38	9.00	8.85	12.75	13.50	2.15	2.88	5.25	72.0
200	219.1	356	210	152	416	229	225	324	343	55	73	133	32.7

5.0 PERFORMANCE

Series 717HR

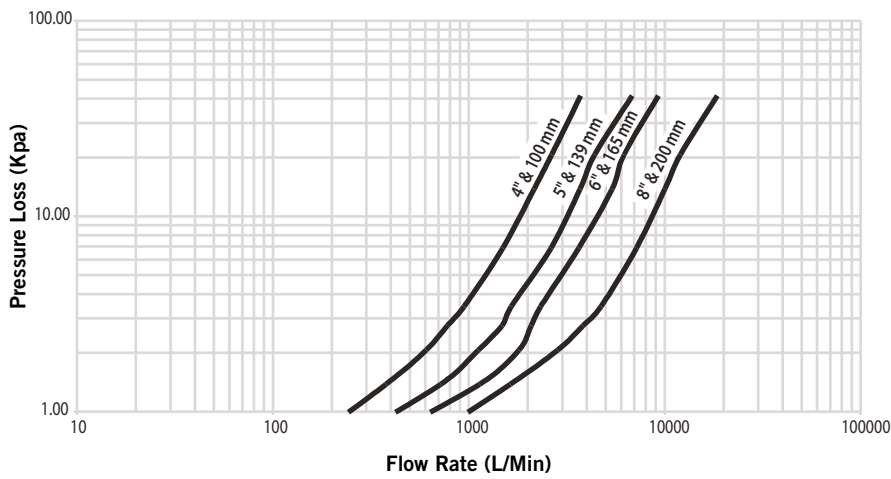
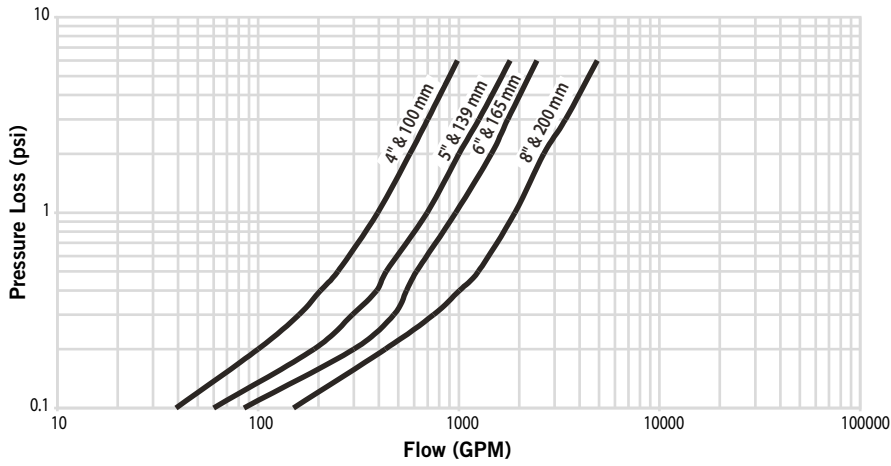
The charts below express the flow of water at 60°F/16°C through valve.



5.1 PERFORMANCE







Series 717R

The charts below express the flow of water at 60°F/16°C through valve.



6.0 NOTIFICATIONS

⚠ WARNING



- Read and understand all instructions before attempting to install, remove, adjust, or maintain any Victaulic piping products.
- Depressurize and drain the piping system before attempting to install, remove, adjust, or maintain any Victaulic piping products.
- Wear safety glasses, hardhat, and foot protection.

Failure to follow these instructions could result in death or serious personal injury and property damage.

7.0 REFERENCE MATERIALS

[29.01: Victaulic Terms and Conditions/Warranty](#)

[I-100: Victaulic Field Installation Handbook](#)

User Responsibility for Product Selection and Suitability

Each user bears final responsibility for making a determination as to the suitability of Victaulic products for a particular end-use application, in accordance with industry standards and project specifications, as well as Victaulic performance, maintenance, safety, and warning instructions. Nothing in this or any other document, nor any verbal recommendation, advice, or opinion from any Victaulic employee, shall be deemed to alter, vary, supersede, or waive any provision of Victaulic Company's standard conditions of sale, installation guide, or this disclaimer.

Intellectual Property Rights

No statement contained herein concerning a possible or suggested use of any material, product, service, or design is intended, or should be construed, to grant any license under any patent or other intellectual property right of Victaulic or any of its subsidiaries or affiliates covering such use or design, or as a recommendation for the use of such material, product, service, or design in the infringement of any patent or other intellectual property right. The terms "Patented" or "Patent Pending" refer to design or utility patents or patent applications for articles and/or methods of use in the United States and/or other countries.

Note

This product shall be manufactured by Victaulic or to Victaulic specifications. All products to be installed in accordance with current Victaulic installation/assembly instructions. Victaulic reserves the right to change product specifications, designs and standard equipment without notice and without incurring obligations.

Installation

Reference should always be made to the Victaulic installation handbook or installation instructions of the product you are installing. Handbooks are included with each shipment of Victaulic products, providing complete installation and assembly data, and are available in PDF format on our website at www.victaulic.com.

Warranty

Refer to the Warranty section of the current Price List or contact Victaulic for details.

Trademarks

Victaulic and all other Victaulic marks are the trademarks or registered trademarks of Victaulic Company, and/or its affiliated entities, in the U.S. and/or other countries.