



FIRELOCK™ DEVICES AND SPRINKLERS

FIRE PROTECTION PRICE LIST

PL2021-A-SD
Effective November 1, 2021



ENGINEERING CONFIDENCE INTO EVERY BUILD



Around the world and across diverse business lines, Victaulic provides durable pipe joining solutions that solve the construction industry's toughest challenges.

Since 1919, Victaulic's innovative piping products and design services continue to **increase construction productivity** and **reduce risk, ensuring projects are completed safely, on time and within budget.**

With more than 40 international facilities, Victaulic helps customers in 140 countries succeed in the global construction industry.

FIRE PROTECTION | HVAC | PLUMBING | OIL & GAS | MINING | WATER & WASTEWATER | POWER GENERATION | MARITIME



victaulic.com

© 2021 VICTAULIC COMPANY. ALL RIGHTS RESERVED.
Source: skyscrapercenter.com and the Council on Tall Buildings and Urban Habitat

victaulic®

Table of Contents

Fire Protection Valves and Devices

| | | | |
|---|------|---|------|
| Series UMC Universal Manifold Check Valve | 1-2 | Series FL-QR V3402 and V3406 – Quick Response, K8.0/ 11.5 (SI), Upright, Pendent and Recessed Pendent | 3-9 |
| Series UM Universal Manifold Assembly | 1-3 | Series FL-QR/SW V2826 – Quick Response, K2.8/4.0 SI, Horizontal Sidewall and Recessed Horizontal Sidewall . . . | 3-10 |
| Series UTD Universal Test and Drain | 1-3 | Series FL-QR/SW V4226 – Quick Response, K4.2/6.1 SI, Horizontal Sidewall and Recessed Horizontal Sidewall . . . | 3-11 |
| Series ARV Adjustable Relief Valve | 1-3 | Series FL-QR/SW V2710 – Quick Response - K5.6/ 8.1 (SI), Horizontal Sidewall and Recessed Horizontal Sidewall . . . | 3-12 |
| Series FTV Flow Test Valve | 1-4 | Series FL-QR/SW V3410 – Quick Response – K8.0/ 11.5 (SI), Horizontal Sidewall and Recessed Horizontal Sidewall . . . | 3-13 |
| Series ABV Auxiliary Ball Valve | 1-4 | Series FL-QR/C V5606 – Quick Response – K5.6/ 8.0 (SI), Concealed Pendent . . . | 3-14 |
| Series GFHA Groove x Female Hose Thread Adapter | 1-4 | Series FL-QR/C V3802 – Quick Response – K5.6/ 8.1 (SI), Adjustable Concealed Standard Pendent | 3-15 |
| Series 751 Alarm Check Valve | 1-5 | Series FL-QR/C V3808 – Quick Response – K5.6/ 8.1 (SI), Adjustable Concealed Standard Pendent | 3-16 |
| Series 717HR FireLock™ Check Valve | 1-7 | Series FL-QR/CNV V2726 – Quick Response – K5.6/ 8.1 (SI), Conventional | 3-16 |
| Series 717R FireLock™ Check Valve | 1-7 | Series FL-QR/CNV V2754 – Quick Response – K5.6/ 8.1 (SI), 300 psi, Conventional . . . | 3-17 |
| Series 768N FireLock NXT™ Dry Valve | 1-9 | Series FL-QR/CNV V8125 – Quick Response – K8.0/11.5 (SI), Conventional | 3-18 |
| Series 769N FireLock NXT™ Deluge Valve | 1-10 | Series FL-SR V2861 – Standard Response, K2.8/4.0 SI, Upright | 3-19 |
| Series 769N FireLock NXT™ Preaction Valve | 1-11 | Series FL-SR V2851 – Standard Response, K2.8/4.0 SI, Pendent and Recessed Pendent | 3-20 |
| Trim Accessories | | Series FL-SR V4261 – Standard Response, K4.2/6.0 SI, Upright | 3-21 |
| For FireLock™ Devices | 1-24 | Series FL-SR V4251 – Standard Response, K4.2/6.0 SI, Pendent and Recessed Pendent | 3-22 |
| For Series 751 and Series 768/769 FireLock NXT™ Valves | 1-28 | Series FL-SR V2703 and V2707 – Standard Response – K5.6/ 8.1 (SI), Upright, Pendent and Recessed Pendent | 3-23 |
| For Series 768N/769N FireLock NXT™ Valves | 1-30 | Series FL-SR V3401 and V3405 – Standard Response – K8.0/ 11.5 (SI), Upright, Pendent and Recessed Pendent | 3-25 |
| For Series ACV, Series RCV, Series UMC and Series RCW Re-build Kits | 1-36 | Series FL-SR/SW V2870 – Standard Response, K2.8/4.0 SI, Horizontal Sidewall and Recessed Horizontal Sidewall . . . | 3-27 |
| Series 745 FireLock™ <i>Fire-Pac</i> Packaged Systems | | Series FL-SR/SW V4270 – Standard Response, K4.2/6.1 SI, Horizontal Sidewall and Recessed Horizontal Sidewall . . . | 3-28 |
| <i>Fire-Pac</i> for Wet Systems | 1-38 | Series FL-SR/SW V2709 – Standard Response - K5.6/ 8.1 (SI), Horizontal Sidewall and Recessed Horizontal Sidewall . . . | 3-29 |
| For Dry Systems with Dry Valve Series 768N | 1-38 | Series FL-SR/SW V3409 – Standard Response – K8.0/ 11.5 (SI), Horizontal Sidewall and Recessed Horizontal Sidewall . . . | 3-31 |
| <i>Fire-Pac</i> for Deluge Systems with Actuated Valve Series 769N | 1-39 | Series FL-SR/C V3807 – Standard Response – K5.6/8.1 (SI), Adjustable Concealed Standard Pendent | 3-33 |
| <i>Fire-Pac</i> for Preaction Systems with Actuated Valve Series 769N NXT | 1-40 | | |
| Fire-Pac Options | 1-41 | | |
| <i>Fire-Pac</i> Order Form | 1-43 | | |
| Victaulic® Hydraulic Control Valves | | | |
| Series 869Y-2D Electrically Operated Remote Operation On/Off | 2-2 | | |
| Series 869Y-2DC Electrical Pressure Control On/Off Deluge Valve | 2-2 | | |
| Series 869Y-2M Classic Electric Release Deluge | 2-2 | | |
| Automatic Sprinklers | | | |
| How to Order FireLock™ Series Sprinklers | 3-2 | | |
| Net Adders for Sprinklers | 3-3 | | |
| Net Adders for Vic Shield | 3-3 | | |
| STANDARD COVERAGE | | | |
| Series FL-QR V2815 – Quick Response, K2.8/4.0 SI, Upright | 3-4 | | |
| Series FL-QR V2801 – Quick Response, K2.8/4.0 SI, Pendent and Recessed Pendent | 3-5 | | |
| Series FL-QR V4215 – Quick Response, K4.2/6.0 SI, Upright | 3-6 | | |
| Series FL-QR V4201 – Quick Response, K4.2/6.0 SI, Pendent and Recessed Pendent | 3-7 | | |
| Series FL-QR V2704 and V2708 – Quick Response –, K5.6 (8.1 SI), Upright, Pendent and Recessed Pendent | 3-8 | | |

Table of Contents

Series FL-SR/C V5653 –
Standard Response – K5.6/8.1 (SI),
Concealed Pendant 3-34

Series FL-SR/C V3801 –
Standard Response – K5.6/ 8.1 (SI),
Adjustable Concealed Standard Pendant 3-35

Series FL-SR/CNV V2725 –
Standard Response – K5.6/ 8.1 (SI), Conventional 3-36

Series FL-SR/CNV V2753 –
Standard Response – K5.6/ 8.1 (SI),
300 psi, Conventional 3-37

Series FL-SR/CNV V8169 –
Standard Response, K8.0/11.5 SI, Conventional. 3-38

EXTENDED COVERAGE

Series FL-ECLH V5614 –
Quick Response, K5.6/8.1 SI, Pendant and Recessed
Pendant, Extended Coverage Light Hazard. 3-39

Series FL-ECLH V3428 –
Quick Response – K8.0/ 11.5 (SI),
Pendant and Recessed Pendant 3-40

Series FL-ECLH V3412 –
Quick Response – Extended Coverage/
Light Hazard (ECLH) – K11.2/ 16.2 (SI),
Pendant and Recessed Pendant 3-41

Series FL-ECLH V3414 –
Quick Response – Extended Coverage/
Light Hazard – K14.0/ 20.2 (SI),
Pendant and Recessed Pendant 3-42

Series FL-ECLH/SW V2758 –
Quick Response – Extended Coverage/
Light Hazard – K5.6/8.1 (SI),
Horizontal Sidewall and Recessed Horizontal Sidewall . 3-43

Series FL-ECLH/SW V3416 –
Quick Response – Extended Coverage/Light Hazard –
K8.0/ 11.5 (SI), Horizontal Sidewall and
Recessed Horizontal Sidewall. 3-44

Series FL-ECLH/SWDCV5613 –
Quick Response, Dome Concealed Horizontal Sidewall,
Extended Coverage Light Hazard, K5.6/8.1 SI 3-45

Series FL-ECLH/SWDC V8113 –
Quick Response, Dome Concealed Horizontal Sidewall,
Extended Coverage Light Hazard, K8.0/11.5 SI 3-45

Series FL-ECLH/SWDC V8114 –
Quick Response, Dome Concealed Horizontal Sidewall,
Extended Coverage Light Hazard, K8.0/11.5 SI 3-46

Series FL-ECLH/C V5603 –
Quick Response, K4.9/7.0 SI, Concealed Pendant 3-46

Series FL-ECLH/C V3102 –
Quick Response – Extended Coverage – Light Hazard,
K8.0/ 11.5 (SI), Concealed Pendant. 3-47

Series FL-ECLH/C V1106 –
Quick Response – Extended Coverage – Light Hazard
(ELOC), K11.2/ 16.2 (SI), INCH Concealed Pendant. . . 3-47

Series FL-ECOH V1113 –
Quick/Standard Response, Pendant and Recessed Pendant,
Extended Coverage Ordinary Hazard, K11.2/16.1 SI. . . 3-49

Series FL-ECOH V3421 and V3425 –
Standard Response – Extended Coverage/
Ordinary Hazard (ECOH) – K14.0/ 20.2 (SI),
Upright, Pendant and Recessed Pendant. 3-50

RESIDENTIAL

Series FL-RES V3010 –
Standard Response, K3.0/4.3 SI,
Pendant and Recessed Pendant 3-51

Series FL-RES V2740 –
Quick Response – K4.9/ 7.1 (SI), Low Flow Pendant. . . 3-52

Series FL-RES V5610 –
Quick Response, K5.6/8.1 SI,
Pendant and Recessed Pendant 3-53

Series FL-RES V3426 –
Quick Response – K6.9/ 9.9 (SI),
Pendant and Recessed Pendant 3-54

Series FL-RES/SW V2738 –
Quick Response – K4.2 (6.1 SI),
Horizontal Sidewall and Recessed Horizontal Sidewall . 3-55

Series FL-RES/SW V4431 –
Quick Response – K4.4 (6.3 SI),
Horizontal Sidewall and Recessed Horizontal Sidewall . 3-56

Series FL-RES/SW V2744 –
Quick Response – K5.6/ 8.1 (SI),
Horizontal Sidewall and Recessed Horizontal Sidewall . 3-57

Series FL-RES/C V4906 –
Standard Response, K4.9/7.0 SI,
Adjustable Concealed Pendant 3-57

Series FL-RES/DC V2742 –
Quick Response – K4.9/ 7.1 (SI),
Low Flow Concealed Recessed Pendant 3-58

Series FL-RES/C V3806 –
Quick Response – K5.6/ 8.1 (SI),
Low Flow Adjustable Concealed Pendant. 3-58

STORAGE

Series FL-QR/ST V3404 and V3408 –
Quick Response – K11.2/ 16.1 (SI),
Upright, Pendant and Recessed Pendant. 3-59

Series FL-QR/ST/ESFR V4702 –
Early Suppression Fast Response –
K16.8/24.25 (SI), Pendant. 3-60

Series FL-QR/ST/ESFR V4802 –
Early Suppression Fast Response –
K25.2/36.8 (SI), Pendant. 3-61

Series FL-SR/ST/ESFR V4998 –
Early Suppression Fast Response –
K25.2/36.8 (SI), Pendant. 3-62

Series FL-QR/ST/INT V2722 and V2724 –
Quick Response – K5.6/ 8.1 (SI), Upright and Pendant 3-62

Series FL-QR/ST/INT V2722 and V2724 Installation-Ready™ –
Quick Response – K5.6/ 8.1 (SI),
Upright and Pendant 3-63

Series FL-QR/ST/INT V3418 and V3420 –
Quick Response – K8.0/ 11.5 (SI),
Upright, Pendant and Recessed Pendant. 3-63

Series FL-QR/ST/INT V3418 and V3420 Installation-Ready™ –
Quick Response – K8.0/ 11.5 (SI),
Upright, Pendant and Recessed Pendant. 3-64

Series FL-SR/ST V3403 and V3407 –
Standard Response – K11.2/ 16.1 (SI),
Upright, Pendant and Recessed Pendant. 3-65

Series FL-SR/ST/CMSA V4601 and V4603 –
Standard Response, Low Pressure CMSA –
K25.2, Pendant. 3-66

Table of Contents

| | | | |
|--|------|---|-------------------|
| Series FL-SR/ST/INT V2721 and V2723 – Standard Response – K5.6/ 8.1 (SI), Upright and Pendent | 3-67 | Series FL-SA/IC V5608 – Quick Response, K5.6/8.1 SI, Upright, IC Interstitial Space | 3-83 |
| Series FL-SR/ST/INT V2721 and V2723 Installation-Ready™ – Standard Response – K5.6/ 8.1 (SI), | 3-67 | Series FL-SA/DS V5621 – Quick Response, K5.6/8.1 SI, Upright, Attic DS Downslope | 3-84 |
| Series FL-SR/ST/INT V3417 and V3419 – Standard Response – K8.0/ 11.5 (SI), Upright and Pendent | 3-68 | Series FL-SA/RE V5620 – Quick Response, K5.6/8.1 SI, Upright, Attic RE Ridgeline | 3-84 |
| Series FL-SR/ST/INT V3417 and V3419 Installation-Ready™ – Standard Response – K8.0/ 11.5 (SI), Upright and Pendent | 3-68 | Series FL-SA/GAP V5623 – Quick Response, K5.6/8.1 SI, Upright, Attic Gap | 3-85 |
| Upright Sprinkler Guards and Intermediate Shields | 3-69 | Series FL-SA/BB V8122 – Quick Response, K8.1/11.5 SI, Upright, Attic Back-to-Back 4/12 Slope | 3-85 |
| Pendent Sprinkler Guards and Intermediate Shield Kits | 3-69 | Series FL-SA/BB V8124 – Quick Response, K8.1/11.5 SI, Upright, Attic Back-to-Back 12/12 Slope | 3-86 |
| DRY | | Series FL-SA/BB V8123 – Quick Response, K8.1/11.5 SI, Upright, Attic Back-to-Back 8/12 Slope | 3-86 |
| V33 and V36 Order Form | 3-70 | WINDOW NOZZLES | |
| V40 Order Form | 3-70 | Series FL-SA/NZ V1001 | 3-87 |
| Series FL-QR/DRY V3602, V3604, V3606, V3608 – Quick Response – K5.6/ 8.1 (SI), K8.0 (11.5 SI), Dry Type Upright, Pendent & Recessed Pendent | 3-73 | Series FL-SA/NZ V1003 | 3-87 |
| Series FL-QR/DRY/SW V3610 & V3612 – Quick Response – K5.6/ 8.1 (SI), K8.0 (11.5 SI), Dry Type Horizontal Sidewall & Recessed Horizontal Sidewall | 3-74 | Series FL-SA/NZ V1005 | 3-87 |
| Series FL-QR/DRY/C V3302 & V3304 – Quick Response – K5.6/ 8.1 (SI), K8.0 (11.5 SI), Dry Type Concealed Pendent | 3-75 | Series FL-SA/NZ V1007 | 3-87 |
| Series FL-QR/DRY/ST V4002 – Quick Response – K11.2/ 16.1 (SI), Dry Type Pendent | 3-76 | Series FL-SA/NZ V1009 | 3-87 |
| Series FL-QR/DRY/VSW V5643 & V8143 – Quick Response – K5.6/ 8.1 (SI), K8.0 (11.5 SI), Dry Type Vertical Sidewall | 3-77 | Series FL-SA/NZ V1011 | 3-87 |
| Series FL-SR/DRY V3601, V3603, V3605, V3607 – Standard Response – K5.6/ 8.1 (SI), K8.0 (11.5 SI), Dry Type Upright, Pendent & Recessed Pendent | 3-78 | Series FL-SA/NZ V1013 | 3-87 |
| Series FL-SR/DRY/SW V3609 & V3611 – Standard Response – K5.6/ 8.1 (SI), K8.0 (11.5 SI), Dry Type Horizontal Sidewall & Recessed Horizontal Sidewall | 3-79 | Series FL-SA/NZ V2601 and V2603 Open Foam Nozzle for Deluge Systems | 3-88 |
| Series FL-SR/DRY/C V3301 & V3303 – Standard Response – K5.6/ 8.1 (SI), K8.0 (11.5 SI), Dry Type Concealed Pendent | 3-80 | Series FL-SA/NZ V12 Open Spray Nozzles | 3-88 |
| Series FL-SR/DRY/ST V4001 – Standard Response – K11.2/ 16.1 (SI), Dry Type Pendent | 3-81 | ACCESSORIES | |
| Series FL-SR/DRY/VSW V5687 & V8187 – Standard Response – K5.6/ 8.1 (SI), K8.0 (11.5 SI), Dry Type Vertical Sidewall | 3-82 | Automatic Sprinkler Wrenches | 3-89 |
| SPECIFIC APPLICATION | | Sprinkler Storage Cabinets | 3-90 |
| Series FL-SA/IC V2502 – Quick Response – K4.2/ 6.0 (SI), Upright | 3-83 | Sprinkler Boxes | 3-90 |
| | | Paint Shield | 3-90 |
| | | Upright Sprinkler Guards and Intermediate Shields | 3-90 |
| | | Pendent Sprinkler Guards and Intermediate Shield Kits | 3-91 |
| | | Expansion Plate | 3-91 |
| | | V36 Replacement Escutcheons | 3-92 |
| | | Flush Escutcheon | 3-92 |
| | | Weather Resistant Recessed Escutcheons | 3-93 |
| | | Standard Recessed Escutcheons | 3-93 |
| | | Terms and Conditions of Sale | Inside Back Cover |
| | | Warranty | Inside Back Cover |



FireLock™ Automatic Devices and Accessories



Fire Protection Valves and Devices

Fire Protection Valves and Devices

Universal Manifold Check Valve

SERIES UMC

Includes Series UTD Test and Drain, and Series ARV Adjustable Relief Valve.

Refer to publication 30.72.



SERIES UMC – UNIVERSAL MANIFOLD CHECK VALVE

| UMC Body Size | Description | Part Code | Price Each |
|----------------|--|------------|------------|
| Nominal inches | | | |
| 1¼ | GxG Right Handed with Control Valve and Hose | Y317843RVH | \$1591.50 |
| | GxG Right Handed with Hose | Y0317843RH | 1389.00 |
| | GxG Left Handed with Control Valve and Hose | Y317843LVH | 1591.50 |
| | GxG Left Handed with Hose | Y0317843LH | 1389.00 |
| 1½ | GxG Right Handed with Control Valve and Hose | Y317844RVH | 1662.50 |
| | GxG Right Handed with Hose | Y0317844RH | 1427.50 |
| | GxG Left Handed with Control Valve and Hose | Y317844LVH | 1662.50 |
| | GxG Left Handed with Hose | Y0317844LH | 1427.50 |
| 2 | GxG Right Handed with Control Valve and Hose | Y317806RVH | 1844.50 |
| | GxG Right Handed with Hose | Y0317806RH | 1572.50 |
| | GxG Left Handed with Control Valve and Hose | Y317806LVH | 1844.50 |
| | GxG Left Handed with Hose | Y0317806LH | 1572.50 |
| 2½ | GxG Right Handed with Control Valve and Hose | Y317809RVH | 1878.00 |
| | GxG Right Handed with Hose | Y0317809RH | 1606.50 |
| | GxG Left Handed with Control Valve and Hose | Y317809LVH | 1878.00 |
| | GxG Left Handed with Hose | Y0317809LH | 1606.50 |
| 3 | GxG Right Handed with Control Valve and Hose | Y317812RVH | 2169.50 |
| | GxG Right Handed with Hose | Y0317812RH | 1934.50 |
| | GxG Left Handed with Control Valve and Hose | Y317812LVH | 2169.50 |
| | GxG Left Handed with Hose | Y0317812LH | 1934.50 |
| 4 | GxG Right Handed with Control Valve and Hose | Y317817RVH | 2318.00 |
| | GxG Right Handed with Hose | Y0317817RH | 2085.50 |
| | GxG Left Handed with Control Valve and Hose | Y317817LVH | 2318.00 |
| | GxG Left Handed with Hose | Y0317817LH | 2085.50 |
| 6 | GxG Right Handed with Control Valve and Hose | Y317818RVH | 2876.50 |
| | GxG Right Handed with Hose | Y0317818RH | 2511.00 |
| | GxG Left Handed with Control Valve and Hose | Y317818LVH | 2876.50 |
| | GxG Left Handed with Hose | Y0317818LH | 2511.00 |
| 8 | GxG Right Handed with Control Valve and Hose | S080UMCRV0 | 4348.50 |
| | GxG Right Handed with Hose | S080UMCR00 | 3520.50 |

NOTE: Items listed in shaded areas are non-cancellable and non-returnable.

Fire Protection Valves and Devices

Universal Manifold Assembly

SERIES UM

Refer to publication 30.71.



SERIES UM – UNIVERSAL MANIFOLD ASSEMBLY

| UM Body Size | Description | Part Code | Price Each |
|----------------|----------------------------------|------------|------------|
| Nominal inches | | | |
| 1¼ | GxG with Hose | S0120UM000 | \$1176.00 |
| | GxG with Control Valve and Hose | S0120UMV00 | 1459.00 |
| 1½ | GxG with Hose | S0140UM000 | 1208.00 |
| | GxG with Control Valve and Hose | S0140UMV00 | 1499.50 |
| 2 | GxG with Hose | S0200UM000 | 1250.50 |
| | GxG with Control Valve and Hose | S0200UMV00 | 1588.00 |
| 2½ | GxG with Hose | S0240UM000 | 1322.00 |
| | GxG with Control Valve and Hose | S0240UMV00 | 1717.50 |
| 3 | GxG with Hose | S0300UM000 | 1379.50 |
| | GxG with Control Valve and Hose | S0300UMV00 | 1774.50 |
| 4 | GxG with Hose | S0400UM000 | 1626.00 |
| | GxG with Control Valve with Hose | S0400UMV00 | 2062.50 |
| 6 | GxG with Hose | S0600UM000 | 1755.00 |
| | GxG with Control Valve with Hose | S0600UMV00 | 2245.00 |
| 8 | GxG with Hose | S0800UM000 | 2492.00 |
| | GxG with Control Valve with Hose | S0800UMV00 | 3361.50 |

NOTE: Items listed in shaded areas are non-cancellable and non-returnable.

Universal Test and Drain

SERIES UTD

Refer to publication 30.73.



SERIES UTD – UNIVERSAL TEST AND DRAIN

| UTD Body Size | Description | Part Code | Price Each |
|----------------|----------------------------------|------------|------------|
| Nominal inches | | | |
| 1 | IGS | S010UTDGA0 | \$508.50 |
| | Threaded | S010UTDADF | 508.50 |
| 1¼ | GxG with Adjustable Relief Valve | S012UTDGAA | 622.00 |
| 2 | GxG with Adjustable Relief Valve | S020UTDGA4 | 887.50 |

NOTE: Items listed in shaded areas are non-cancellable and non-returnable.

Adjustable Relief Valve

SERIES ARV

Refer to publication 30.74.



SERIES ARV – ADJUSTABLE RELIEF VALVE

| Description | Part Code | Price Each |
|------------------------------|------------|------------|
| 1/2" Adjustable Relief Valve | P0047470PR | \$211.50 |

NOTE: Items listed in shaded areas are non-cancellable and non-returnable.

Fire Protection Valves and Devices

Flow Test Valve

SERIES FTV

Refer to publication 30.75.



SERIES FTV – FLOW TEST VALVE

| Description | Part Code | Price Each |
|------------------------------------|------------|------------|
| 1½" Groove x 2½" Hose Thread | Y000312433 | \$232.00 |
| 2 1/2" Groove x 2 1/2" Hose Thread | Y000312435 | 232.00 |

NOTE: Items listed in shaded areas are non-cancellable and non-returnable.

Auxiliary Ball Valve

SERIES ABV

Refer to publication 30.76.



SERIES ABV – AUXILIARY BALL VALVE

| Size inches | Part Code | Price Each |
|-------------|------------|------------|
| 1 | V010GLBBVD | \$36.00 |

NOTE: Items listed in shaded areas are non-cancellable and non-returnable.

Groove x Female Hose Thread Adapter

SERIES GFHA

SERIES GFHA – GROOVE X FEMALE HOSE THREAD ADAPTER

| Description | Part Code | Price Each |
|--------------------------------|------------|------------|
| 2½" Groove x 2½" Female Thread | Y000317926 | \$155.00 |

NOTE: Items listed in shaded areas are non-cancellable and non-returnable.

Fire Protection Valves and Devices

Series 751

FIRELOCK™ ALARM CHECK VALVE

Refer to publication 30.01



SERIES 751 ALARM CHECK VALVE

| Valve Size inches | Bare Valve Weight lb | Price Each | | |
|---------------------------|-------------------------|------------|-------------------|-----------------------|
| | | Valve Only | Valve Pre-Trimmed | Trim Kit Only |
| GROOVED BY GROOVED | | | | |
| 1½ | 14.2 | \$2880.50 | \$5649.00 | \$1837.00 |
| 2 | 14.6 | 2880.50 | 5649.00 | 1837.00 |
| 2½ | 34.4 | 2880.50 | 5649.00 | 1837.00 |
| 3 | 35.3 | 2880.50 | 5649.00 | 1837.00 |
| 4 | 49.0 | 3232.50 | 6201.00 | 1941.00 ^{NR} |
| 6 | 69.0 | 4038.50 | 7168.00 | 1941.00 ^{NR} |
| 8 | 121.0 | 6321.00 | 9959.00 | 1986.50 ^{NR} |

NOTE: Items listed in shaded areas are non-cancellable and non-returnable.

Order optional accessories as separate items.

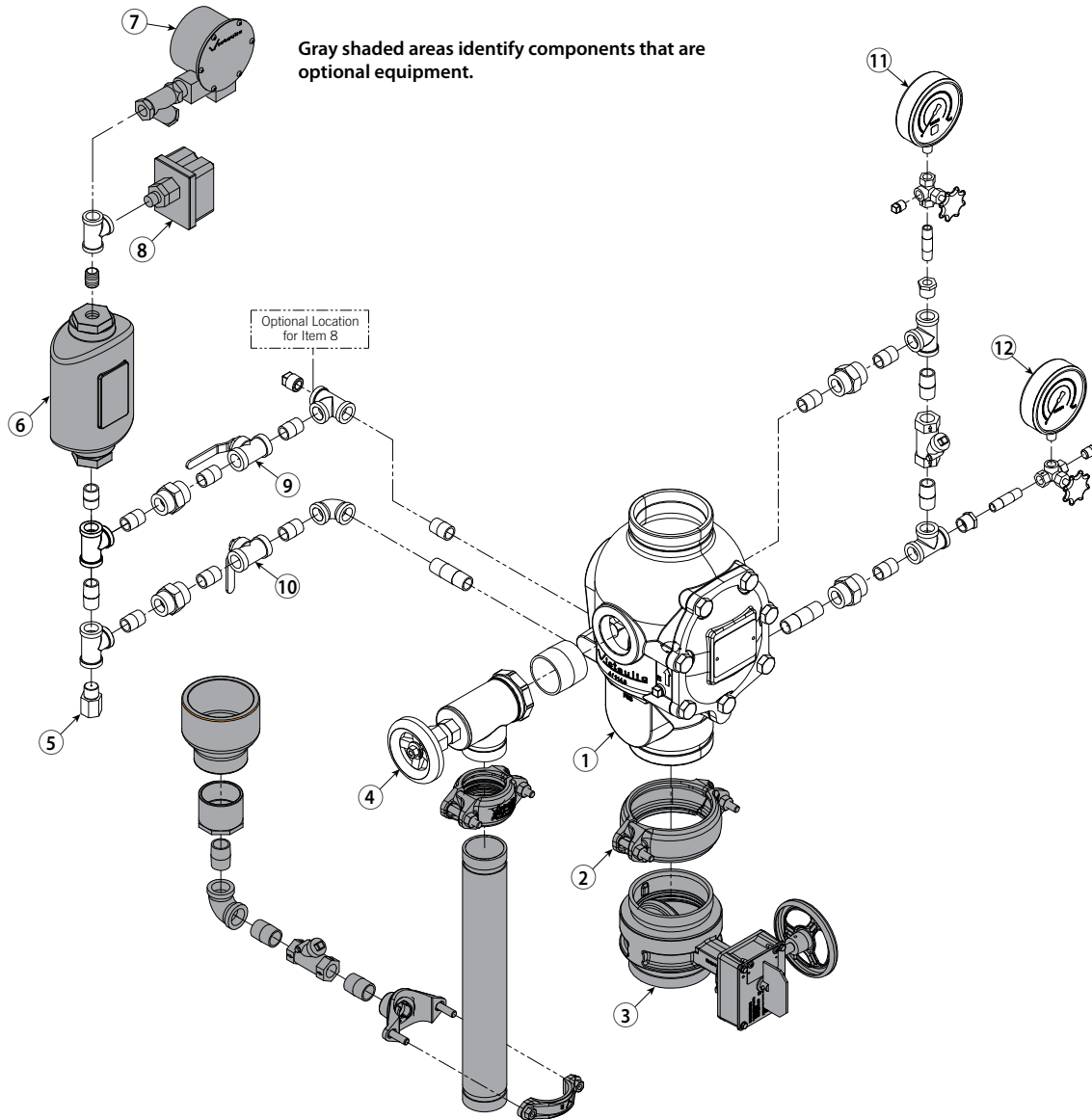
^{NR} Non-returnable

Fire Protection Valves and Devices

Series 751

FIRELOCK™ ALARM CHECK VALVE – VERTICAL TRIM DIAGRAM (RETARD CHAMBER OPTIONAL)

Groove by Groove



| Item | Description |
|------|--|
| 1 | Series 751 FireLock™ Alarm Check Valve |
| 2 | FireLock™ Rigid Coupling |
| 3 | Water Supply Main Control Valve |
| 4 | System Main Drain Valve |
| 5 | Alarm Line Drain Restrictor |
| 6 | Series 752 Retard Chamber Assembly |

| Item | Description |
|------|--|
| 7 | Series 760 Water Motor Alarm Assembly |
| 8 | Alarm Pressure Switch |
| 9 | Alarm Line Ball Valve |
| 10 | Alarm Test Line Ball Valve |
| 11 | System Pressure Gauge/Gauge Valve Assembly |
| 12 | Water Supply Pressure Gauge/Gauge Valve Assembly |

Fire Protection Valves and Devices

FireLock™ Check Valve

SERIES 717HR

Note: Assembled valve and riser kit shown.

Refer to publication 10.09



SERIES 717HR

| Size inches | Approx. Weight Each lb | Price Each † | Series 717HR Riser Check Kit ‡ |
|-------------|------------------------|--------------|--------------------------------|
| 2 | 15.0 | \$763.50 | \$433.00 ^{NR} |
| 2½ | 19.5 | 792.00 | 483.50 ^{NR} |
| 76.1 mm | 19.5 | + | + |
| 3 | 25.5 | 820.50 | 483.50 ^{NR} |

† Series 717HR riser Check Valve is tapped for drain outlet, inlet and outlet gauges.

‡ Riser Check Kit is the hardware to connect to the 717HR Riser Check Valve including drain valve, inlet and outlet valves, gauges and mounting hardware. Valve and coupling not included. Some assembly required.

NOTE: Items listed in shaded areas are non-cancellable and non-returnable.

+ Quoted on application. Contact Victaulic for pricing and availability.

^{NR} Non-returnable

FireLock™ Check Valve

SERIES 717R

Note: Assembled valve and riser kit shown.

Refer to publication 10.09



| Size inches | Approx. Weight Each lb | Series 717R † Price Each | Series 717R Riser Check Kit ‡ |
|-------------|------------------------|--------------------------|-------------------------------|
| 4 | 20.0 | \$853.50 | \$545.00 ^{NR} |
| 5 | 27.0 | 1538.50 | 545.00 ^{NR} |
| 6 | 38.0 | 1941.50 | 545.00 ^{NR} |
| 8 | 64.0 | 2846.50 | 545.00 ^{NR} |

NOTE: Items listed in shaded areas are non-cancellable and non-returnable.

† Series 717R riser Check Valve is tapped for drain outlet, inlet and outlet gauges.

‡ Riser Check Kit is the hardware to connect to the 717R Riser Check Valve including drain valve, inlet and outlet valves, gauges and mounting hardware. Valve and coupling not included. Some assembly required.

^{NR} Non-returnable

Fire Protection Valves and Devices

Series 751 Optional Accessories

SERIES 752 RETARD CHAMBER



| Size inches | Part Code | Price Each |
|--------------------------|------------|------------|
| ½" Inlet (1½ – 8" sizes) | S014752P03 | \$1051.00 |

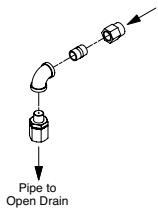
SERIES 751 COVER GASKET REPAIR KIT



| Size inches | Part Code | Price Each |
|-------------|------------|-----------------------|
| 1½ – 2 | K0147510PR | \$88.50 ^{NR} |
| 2½ – 3 | K0247510PR | 88.50 ^{NR} |
| 4 | K0407510PR | 88.50 ^{NR} |
| 6 | K0607510PR | 118.00 ^{NR} |
| 8 | K0807510PR | 127.00 ^{NR} |

^{NR} Non-returnable

SERIES 752V RETARD VENT KIT



| Size inches | Part Code | Price Each |
|--------------------------|------------|------------------------|
| ½" Inlet (1½ – 8" sizes) | S014752K01 | \$483.00 ^{NR} |

^{NR} Non-returnable

ALARM PRESSURE SWITCH AND SUPERVISORY SWITCH

Refer to Electrical Accessories.



WATERFLOW DETECTOR

Refer to Electrical Accessories.



SERIES 760 WATER MOTOR ALARM * WITH WYE STRAINER




| Size inches | Part Code | Price Each |
|---|------------|-------------------------|
| – | S000760159 | \$2078.50 ^{NR} |
| Extension and Replacement Shafts | | |
| 13 | S130760K01 | 341.50 ^{NR} |
| 24 | S240760K01 | 415.00 ^{NR} |
| 48 | S480760K01 | 816.00 |

^{NR} Non-returnable

* Includes wall extension 2 - 13" (cut to fit).

GROOVED DRAIN CONNECTION KIT TYPICAL 4"

Angle valve not included with this kit; shown for clarity only



| Size inches | Part Code | Price Each |
|-------------|------------|------------|
| 1½ – 2 | S014751K07 | \$340.00 |
| 2½ – 3 | S024751K07 | 397.50 |
| 4 | S040751K07 | 510.00 |
| 6 | S060751K07 | 510.00 |
| 8 | S080751K07 | 510.00 |

Items listed in shaded areas are non-cancellable and non-returnable.

Fire Protection Valves and Devices

FireLock NXT™ Dry Valve †

SERIES 768N

Refer to publication 31.80



Shown with Vic-Quick Riser *



| Valve Size | Bare Valve Only | | Dry Valve Pre-Trimmed with 776-LPA | | Vic-Quick Riser Pre-Trimmed with 776-LPA | | Trim Kit with 776-LPA | |
|------------|-----------------|------------|------------------------------------|------------|--|------------|-----------------------|------------|
| | Part Code | Price Each | Part Code | Price Each | Part Code | Price Each | Part Code | Price Each |
| 1½ | S014N68100 | \$4749.50 | S014N68400 | \$9065.00 | S014N68403 | \$12776.50 | K014N68400 | \$4402.50 |
| 2 | S020N68100 | 4749.50 | S020N68400 | 9065.00 | S020N68403 | 12776.50 | K020N68400 | 4402.50 |
| 2½ | S024N68100 | 4861.50 | S024N68400 | 9219.00 | S024N68403 | 13251.00 | K024N68400 | 4402.50 |
| 3 | S030N68100 | 4861.50 | S030N68400 | 9219.00 | S030N68403 | 13251.00 | K030N68400 | 4402.50 |
| 4 | S040N68100 | 5168.00 | S040N68400 | 9838.50 | S040N68403 | 13775.00 | K040N68400 | 4345.00 |
| 6 | S060N68100 | 6467.50 | S060N68400 | 11335.00 | S060N68403 | 15978.50 | K060N68400 | 4345.00 |
| 8 | S080N68100 | 10405.00 | S080N68400 | 16666.50 | S080N68403 | 21791.50 | K080N68400 | 5007.00 |

All FireLock NXT™ devices install groove by groove.

NOTE: Items listed in shaded areas are non-cancellable and non-returnable.

Some assembly required – instructions included.

Order optional accessories as separate items.

† Also available in Fire-Pac cabinet model, request publication 30.23.

* Shown with optional drain kit, coupling, pressure switches and air maintenance device. These components must be ordered separately, if required.

Fire Protection Valves and Devices

FireLock NXT™ Deluge Valve †

SERIES 769N

Refer to publication 31.81



Shown with Vic-Quick Riser



| Valve Size | Bare Valve Only | | Pretrimmed | | | | | |
|------------|-----------------|------------|-----------------|------------|--|------------|---|------------|
| | Part Code | Price Each | Wet Pilot Valve | | Valve with 24V DC Normally Closed Solenoid | | Dry Pilot Valve with Series 776 Low Pressure Actuator | |
| | | | Part Code | Price Each | Part Code | Price Each | Part Code | Price Each |
| 1½ | S014N69100 | \$6591.50 | S014N69620 | \$10626.50 | S014N69600 | \$12919.00 | S014N69610 | \$14238.00 |
| 2 | S020N69100 | 6591.50 | S020N69620 | 10626.50 | S020N69600 | 12919.00 | S020N69610 | 14238.00 |
| 2½ | S024N69100 | 7669.00 | S024N69620 | 11405.50 | S024N69600 | 13116.00 | S024N69610 | 14625.00 |
| 3 | S030N69100 | 7669.00 | S030N69620 | 11405.50 | S030N69600 | 13116.00 | S030N69610 | 14625.00 |
| 4 | S040N69100 | 9291.00 | S040N69620 | 13931.50 | S040N69600 | 15637.50 | S040N69610 | 17203.50 |
| 6 | S060N69100 | 12252.50 | S060N69620 | 16984.00 | S060N69600 | 18685.50 | S060N69610 | 20246.00 |
| 8 | S080N69100 | 15312.00 | S080N69620 | 19700.00 | S080N69600 | 21106.50 | S080N69610 | 22656.00 |

| Valve Size | Vic-Quick Riser Assemblies | | | | | |
|------------|----------------------------|------------|--|------------|---|------------|
| | Wet Pilot Valve | | Valve with 24V DC Normally Closed Solenoid | | Dry Pilot Valve with Series 776 Low Pressure Actuator | |
| | Part Code | Price Each | Part Code | Price Each | Part Code | Price Each |
| 1½ | S014N69623 | \$17050.00 | S014N69603 | \$18396.00 | S014N69613 | \$19931.50 |
| 2 | S020N69623 | 17050.00 | S020N69603 | 18396.00 | S020N69613 | 19931.50 |
| 2½ | S024N69623 | 17335.50 | S024N69603 | 18905.00 | S024N69613 | 20548.00 |
| 3 | S030N69623 | 17335.50 | S030N69603 | 18905.00 | S030N69613 | 20548.00 |
| 4 | S040N69623 | 20072.00 | S040N69603 | 21647.00 | S040N69613 | 23802.50 |
| 6 | S060N69623 | 24217.00 | S060N69603 | 24734.00 | S060N69613 | 26051.50 |
| 8 | S080N69623 | 34330.00 | S080N69603 | 31851.50 | S080N69613 | 36657.00 |

NOTE: Items listed in shaded areas are non-cancellable and non-returnable.

Some assembly required – instructions included.

All FireLock NXT™ devices install groove by groove.

Order optional accessories as separate items.

† Also available in Fire-Pac cabinet model, request publication 30.23.

FIRELOCK NXT™ DELUGE VALVE TRIM KITS

| Valve Size | Trim Kits | | | | | |
|------------|--------------------|------------|--|------------|---|------------|
| | Wet Pilot Trim Kit | | 24V DC Normally Closed Solenoid Trim Kit | | Dry Pilot Series 776 Low Pressure Actuator Trim Kit | |
| | Part Code | Price Each | Part Code | Price Each | Part Code | Price Each |
| 1½ | K014N69620 | \$2726.00 | K014N69600 | \$4441.00 | K014N69610 | \$6240.50 |
| 2 | K020N69620 | 2726.00 | K020N69600 | 4441.00 | K020N69610 | 6240.50 |
| 2½ | K024N69620 | 2726.00 | K024N69600 | 4441.00 | K024N69610 | 6240.50 |
| 3 | K030N69620 | 2726.00 | K030N69600 | 4441.00 | K030N69610 | 6240.50 |
| 4 | K040N69620 | 3542.00 | K040N69600 | 5158.00 | K040N69610 | 7153.00 |
| 6 | K060N69620 | 3542.00 | K060N69600 | 5158.00 | K060N69610 | 7153.00 |
| 8 | K080N69620 | 3673.00 | K080N69600 | 5294.50 | K080N69610 | 7507.50 |

NOTE: Items listed in shaded areas are non-cancellable and non-returnable.

Fire Protection Valves and Devices

FireLock NXT™ Preaction Valve †

SERIES 769N

Refer to publication 31.82



Shown with Vic-Quick Riser



SERIES 769N PRE-TRIMMED VALVES

| Valve Size inches | Valve with Non-Interlock or Single Interlock Pneumatic Actuation with Series 776-LPA * | | Valve with 24V DC Normally Closed Solenoid | | Valve with Non-Interlock Pneumatic/Electric Actuation with Series 776-LPA and 24V DC Normally Closed Solenoid | |
|----------------------|--|------------|--|------------|---|------------|
| | Part Code | Price Each | Part Code | Price Each | Part Code | Price Each |
| 1½ | S014N69510 | \$15301.00 | S014N69500 | \$13630.00 | S014N69550 | \$16631.50 |
| 2 | S020N69510 | 15301.00 | S020N69500 | 13630.00 | S020N69550 | 16631.50 |
| 2½ | S024N69510 | 15572.00 | S024N69500 | 13887.50 | S024N69550 | 16876.00 |
| 3 | S030N69510 | 15572.00 | S030N69500 | 13887.50 | S030N69550 | 16876.00 |
| 4 | S040N69510 | 18196.00 | S040N69500 | 16507.00 | S040N69550 | 19825.50 |
| 6 | S060N69510 | 21307.50 | S060N69500 | 19820.50 | S060N69550 | 23053.00 |
| 8 | S080N69510 | 26436.50 | S080N69500 | 24431.00 | S080N69550 | 26436.50 |

* Non-Interlock Pneumatic Actuation Part Codes end in "523" for all sizes

| Valve Size inches | Valve with Double Interlock Pneumatic/Pneumatic Actuation with Series 798 DPA | | Valve with Double Interlock Pneumatic/Electric with Series 767 | |
|----------------------|---|------------|--|------------|
| | Part Code | Price Each | Part Code | Price Each |
| 1½ | S014N69540 | \$16168.00 | S014N69530 | \$16922.00 |
| 2 | S020N69540 | 16168.00 | S020N69530 | 16922.00 |
| 2½ | S024N69540 | 16840.00 | S024N69530 | 18447.50 |
| 3 | S030N69540 | 16840.00 | S030N69530 | 18447.50 |
| 4 | S040N69540 | 19362.00 | S040N69530 | 21832.00 |
| 6 | S060N69540 | 23053.00 | S060N69530 | 23471.50 |
| 8 | S080N69540 | 26597.50 | S080N69530 | 28342.00 |

NOTE: Items listed in shaded areas are non-cancellable and non-returnable.

All FireLock NXT™ devices install groove by groove.

† Also available in Fire-Pac cabinet model, request publication 30.23.

Order optional accessories as separate items.

Fire Protection Valves and Devices

FireLock NXT™ Preaction Valve †

SERIES 769N

Refer to publication 31.82



Shown with Vic-Quick Riser



SERIES 769N WITH VIC-QUICK RISER

| Valve Size inches | Valve with Non-Interlock or Single Interlock Pneumatic Actuation with Series 776- LPA * | | Valve with 24V DC Normally Closed Solenoid Actuation | | Valve with Non-Interlock Pneumatic/Electric Actuation with Series 776- LPA and 24V DC Normally Closed Solenoid | |
|----------------------|--|------------|---|------------|--|------------|
| | Part Code | Price Each | Part Code | Price Each | Part Code | Price Each |
| 1½ | S014N69513 | \$20183.50 | S014N69503 | \$16795.00 | S014N69553 | \$20276.50 |
| 2 | S020N69513 | 20183.50 | S020N69503 | 16795.00 | S020N69553 | 20276.50 |
| 2½ | S024N69513 | 20455.00 | S024N69503 | 17747.00 | S024N69553 | 20609.00 |
| 3 | S030N69513 | 20455.00 | S030N69503 | 17747.00 | S030N69553 | 20609.00 |
| 4 | S040N69513 | 22119.00 | S040N69503 | 20404.50 | S040N69553 | 23756.00 |
| 6 | S060N69513 | 24492.50 | S060N69503 | 23299.00 | S060N69553 | 29452.00 |
| 8 | S080N69513 | 31695.00 | S080N69503 | 28093.00 | S080N69553 | 40035.00 |

* Non-Interlock Pneumatic Actuation Part Codes end in "523" for all sizes

| Valve Size inches | Valve with Double Interlock Pneumatic/ Pneumatic Actuation with Series 798 DPA | | Valve with Double Interlock Pneumatic Electric with Series 767 | |
|----------------------|--|------------|---|------------|
| | Part Code | Price Each | Part Code | Price Each |
| 1½ | S014N69543 | \$20923.00 | S014N69533 | \$23509.00 |
| 2 | S020N69543 | 20923.00 | S020N69533 | 23509.00 |
| 2½ | S024N69543 | 21647.00 | S024N69533 | 25062.50 |
| 3 | S030N69543 | 21647.00 | S030N69533 | 25062.50 |
| 4 | S040N69543 | 23549.00 | S040N69533 | 28430.00 |
| 6 | S060N69543 | 25685.00 | S060N69533 | 34523.00 |
| 8 | S080N69543 | 32571.00 | S080N69533 | 41772.00 |

NOTE: Items listed in shaded areas are non-cancellable and non-returnable.

All FireLock NXT™ devices install groove by groove.

† Also available in Fire-Pac cabinet model, request publication 30.23.

Order optional accessories as separate items.

Fire Protection Valves and Devices

FireLock NXT™ Preaction Valve †

SERIES 769N

Refer to publication 31.82



Shown with Vic-Quick Riser



SERIES 769N PREACTION TRIM KITS

| Valve Size inches | Non-Interlock or Single Interlock Pneumatic Actuation with Series 776 LPA Trim Kit * | | Electric Solenoid Actuator with 24V DC Normally Closed Solenoid Trim Kit | | Non-Interlock Pneumatic/Electric Actuation with Series 776 LPA and 24V DC Normally Closed Solenoid Trim Kit | |
|----------------------|--|------------|--|------------|---|------------|
| | Part Code | Price Each | Part Code | Price Each | Part Code | Price Each |
| 1½ | K014N69510 | \$6518.00 | K014N69500 | \$4868.00 | K014N69550 | \$8144.50 |
| 2 | K020N69510 | 6518.00 | K020N69500 | 4868.00 | K020N69550 | 8144.50 |
| 2½ | K024N69510 | 6518.00 | K024N69500 | 4868.00 | K024N69550 | 8144.50 |
| 3 | K030N69510 | 6518.00 | K030N69500 | 4868.00 | K030N69550 | 8144.50 |
| 4 | K040N69510 | 7415.00 | K040N69500 | 5764.00 | K040N69550 | 9052.50 |
| 6 | K060N69510 | 7415.00 | K060N69500 | 5764.00 | K060N69550 | 9052.50 |
| 8 | K080N69510 | 10845.50 | K080N69500 | 8563.50 | K080N69550 | 10342.50 |

* Non-Interlock Pneumatic Actuation Part Codes end in "523" for all sizes

| Valve Size inches | Double Interlock Pneumatic/Pneumatic Actuation with Series 798 DPA Trim Kit | | Double Interlock Pneumatic/Electric Actuation with Series 767 Trim Kit | |
|----------------------|---|------------|--|------------|
| | Part Code | Price Each | Part Code | Price Each |
| 1½ | K014N69540 | \$9352.50 | K014N69530 | \$8223.50 |
| 2 | K020N69540 | 9352.50 | K020N69530 | 8223.50 |
| 2½ | K024N69540 | 9352.50 | K024N69530 | 8223.50 |
| 3 | K030N69540 | 9352.50 | K030N69530 | 8223.50 |
| 4 | K040N69540 | 9909.00 | K040N69530 | 9061.50 |
| 6 | K060N69540 | 9909.00 | K060N69530 | 9061.50 |
| 8 | K080N69540 | 13961.50 | K080N69530 | 9968.00 |

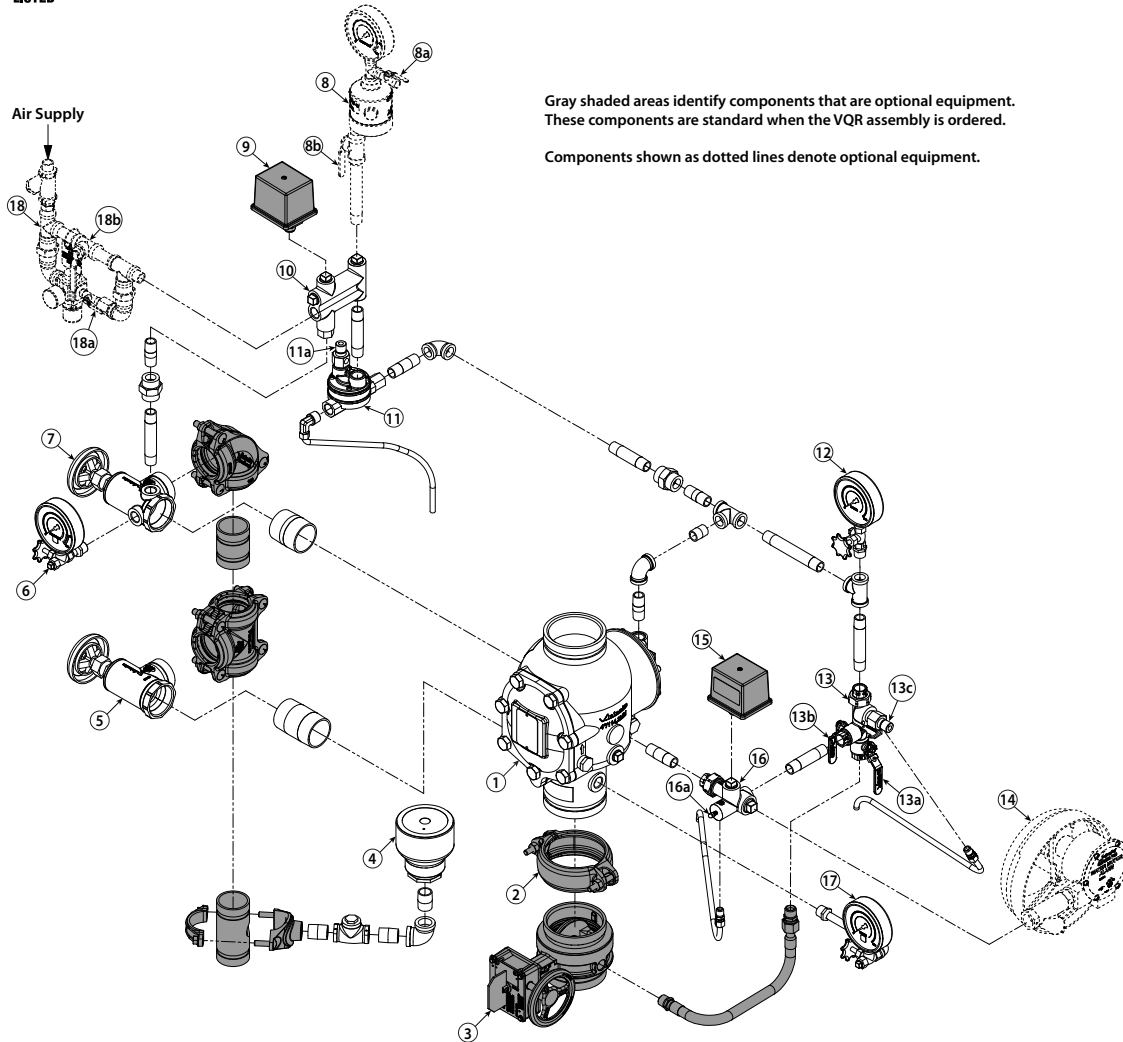
NOTE: Items listed in shaded areas are non-cancellable and non-returnable.

All FireLock NXT™ devices install groove by groove.

Order optional accessories as separate items.

Fire Protection Valves and Devices

Exploded View Drawing – Trim Components SERIES 768N FIRELOCK NXT™ DRY VALVE



Gray shaded areas identify components that are optional equipment. These components are standard when the VQR assembly is ordered.

Components shown as dotted lines denote optional equipment.

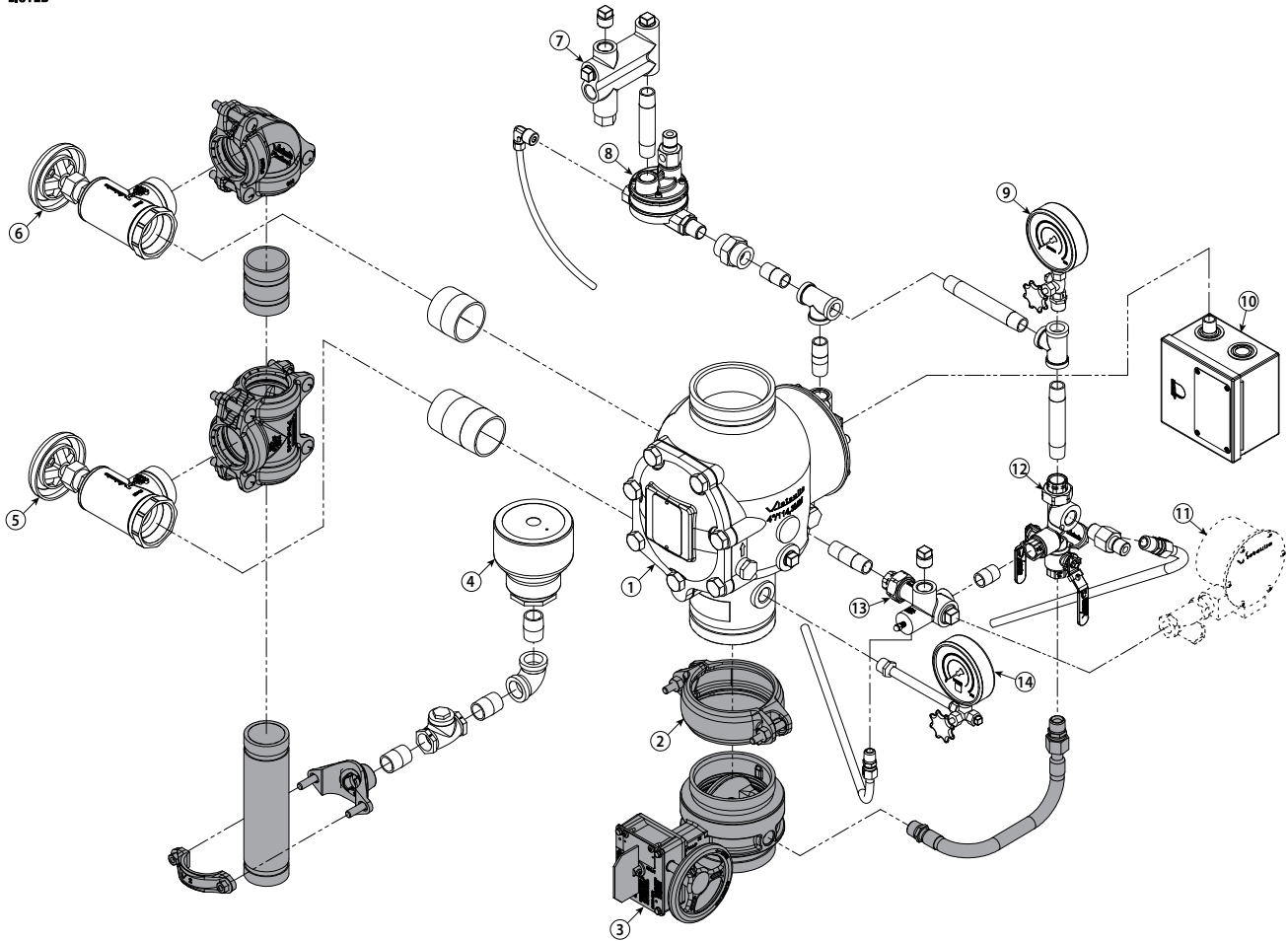
| Item | Description |
|------|---|
| 1 | Series 768N FireLock NXT Dry Valve |
| 2 | FireLock Rigid Coupling |
| 3 | Water Supply Main Control Valve |
| 4 | Drip Cup |
| 5 | Water Supply Main Drain Valve – Flow Test |
| 6 | System Pressure Gauge/Gauge Valve Assembly |
| 7 | System Main Drain Valve |
| 8 | Series 746-LPA Dry Accelerator Assembly |
| 8a | Series 746-LPA Dry Accelerator ¼-Turn Vent Ball Valve |
| 8b | Series 746-LPA Dry Accelerator Isolation Ball Valve |
| 9 | Air Supervisory Pressure Switch |
| 10 | Air Manifold |
| 11 | Series 776 Low-Pressure Actuator |
| 11a | Auto Vent Sleeve of Series 776 Low-Pressure Actuator |

| Item | Description |
|------|--|
| 12 | Charge Line Pressure Gauge/Gauge Valve Assembly |
| 13 | Priming Manifold Assembly |
| 13a | Charge Line Ball Valve |
| 13b | Alarm Test Ball Valve |
| 13c | Auto Drain Sleeve |
| 14 | Series 760 Water Motor Alarm Assembly |
| 15 | Alarm Pressure Switch |
| 16 | Alarm Manifold Assembly |
| 16a | Ball Drip Plunger |
| 17 | Water Supply Pressure Gauge/Gauge Valve Assembly |
| 18 | Victaulic Air Maintenance Trim Assembly (AMTA) |
| 18a | Slow-Fill Ball Valve of the Victaulic AMTA |
| 18b | Fast-Fill Ball Valve of the Victaulic AMTA |

Fire Protection Valves and Devices

Exploded View Drawing – Trim Components

SERIES 769N FIRELOCK NXT™ DELUGE VALVE – WITH PNEUMATIC RELEASE (DRY PILOT) DELUGE TRIM
(OPTIONAL ACCESSORIES ALSO SHOWN)



Gray shaded areas identify components that are optional equipment. These components are standard when the VQR assembly is ordered.

Components shown as dotted lines denote optional equipment.

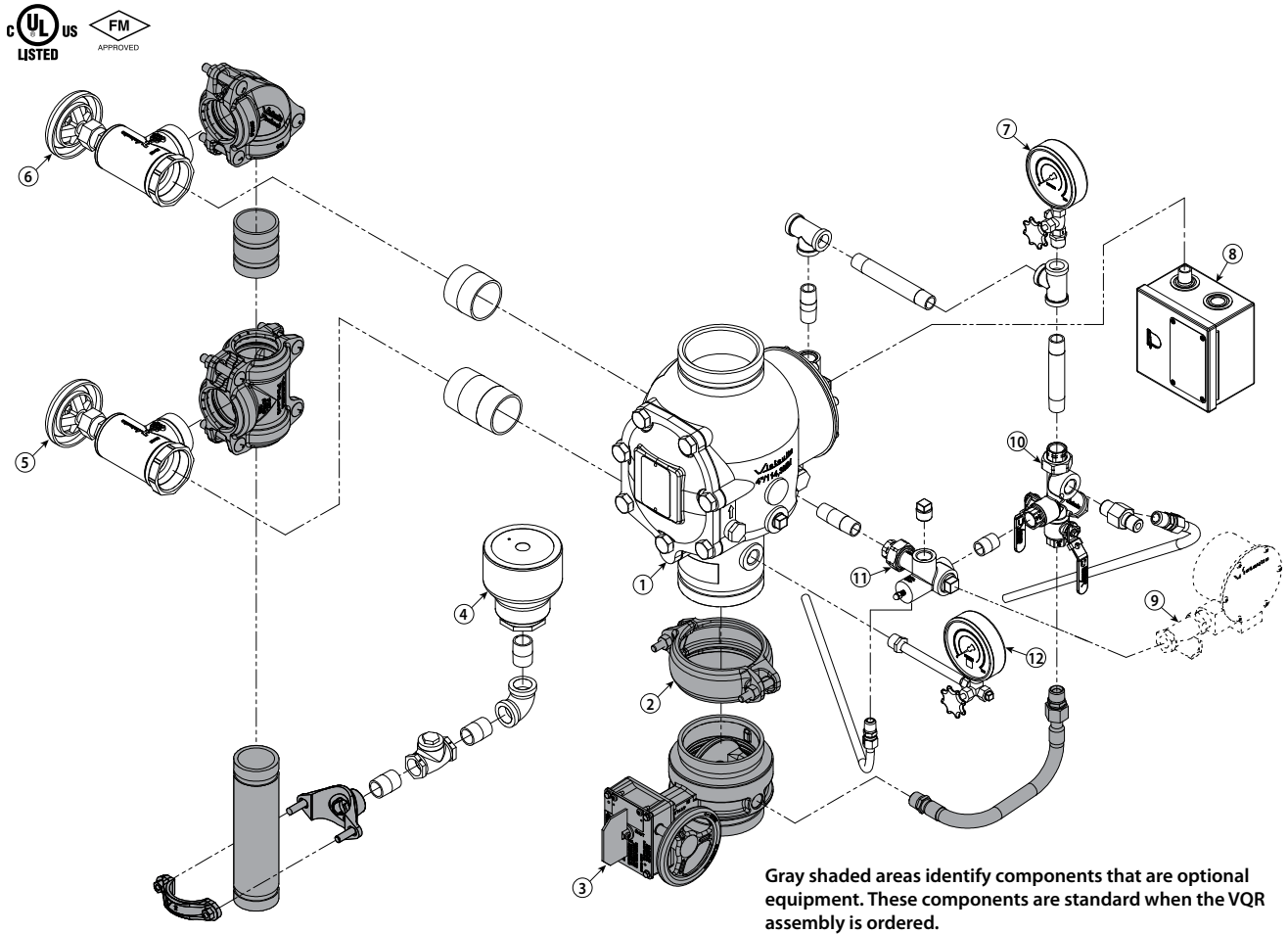
| Item | Description |
|------|---|
| 1 | Series 769N FireLock NXT Deluge Valve |
| 2 | FireLock Rigid Coupling |
| 3 | Water Supply Main Control Valve |
| 4 | Drip Cup |
| 5 | Water Supply Main Drain Valve – Flow Test |
| 6 | System Main Drain Valve |
| 7 | Air Manifold |

| Item | Description |
|------|--|
| 8 | Series 776 Low-Pressure Actuator |
| 9 | Charge Line Pressure Gauge/Gauge Valve Assembly |
| 10 | Series 755 Manual Pull Station |
| 11 | Series 760 Water Motor Alarm Assembly |
| 12 | Priming Manifold Assembly |
| 13 | Alarm Manifold Assembly |
| 14 | Water Supply Pressure Gauge/Gauge Valve Assembly |

Fire Protection Valves and Devices

Exploded View Drawing – Trim Components

SERIES 769N FIRELOCK NXT™ DELUGE VALVE – WITH HYDRAULIC RELEASE (WET PILOT) DELUGE TRIM
 OPTIONAL ACCESSORIES ALSO SHOWN)

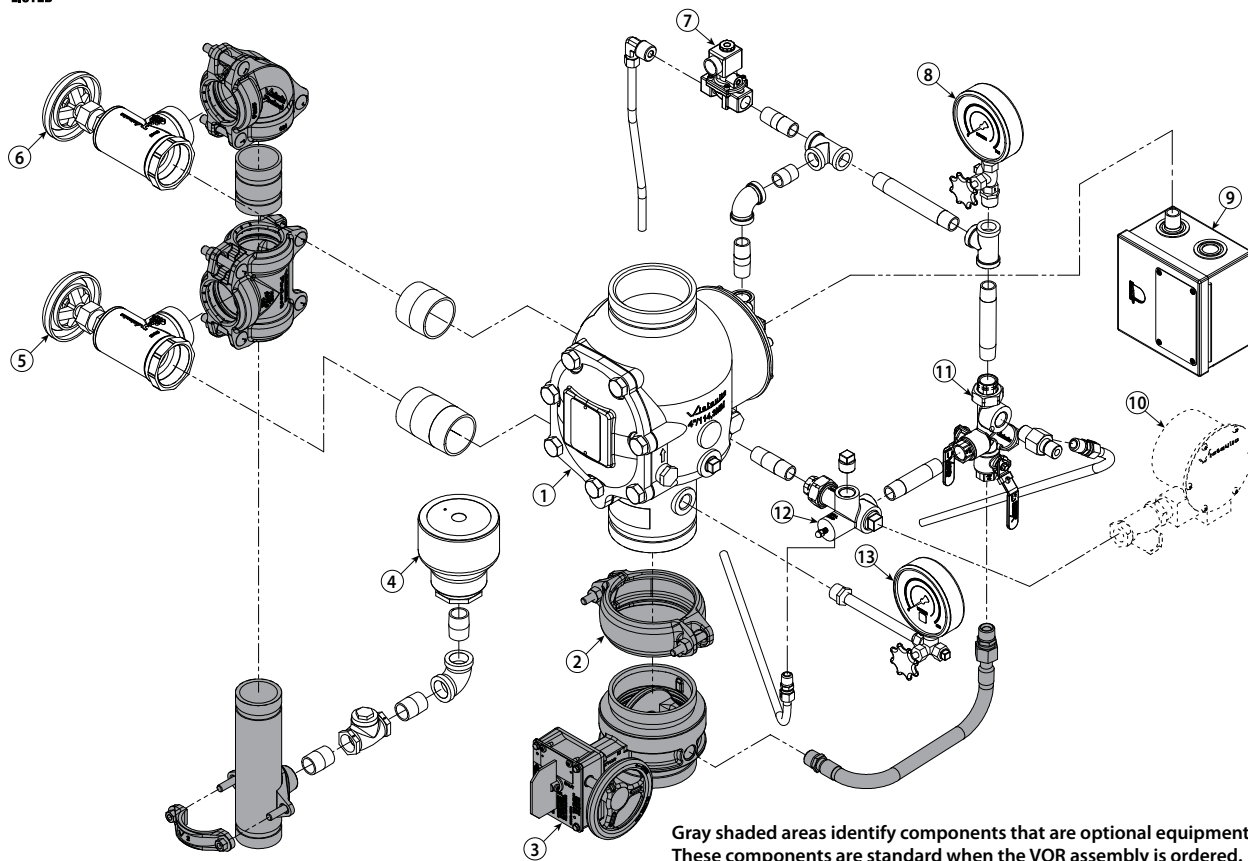


| Item | Description |
|------|---|
| 1 | Series 769N FireLock NXT Deluge Valve |
| 2 | FireLock Rigid Coupling |
| 3 | Water Supply Main Control Valve |
| 4 | Drip Cup |
| 5 | Water Supply Main Drain Valve – Flow Test |
| 6 | System Main Drain Valve |

| Item | Description |
|------|--|
| 7 | Charge Line Pressure Gauge/Gauge Valve Assembly |
| 8 | Series 755 Manual Pull Station |
| 9 | Series 760 Water Motor Alarm Assembly |
| 10 | Priming Manifold Assembly |
| 11 | Alarm Manifold Assembly |
| 12 | Water Supply Pressure Gauge/Gauge Valve Assembly |

Fire Protection Valves and Devices

Exploded View Drawing – Trim Components SERIES 769N FIRELOCK NXT™ DELUGE VALVE – WITH ELECTRIC RELEASE TRIM (OPTIONAL ACCESSORIES ALSO SHOWN)



Gray shaded areas identify components that are optional equipment. These components are standard when the VQR assembly is ordered.

Components shown as dotted lines denote optional equipment.

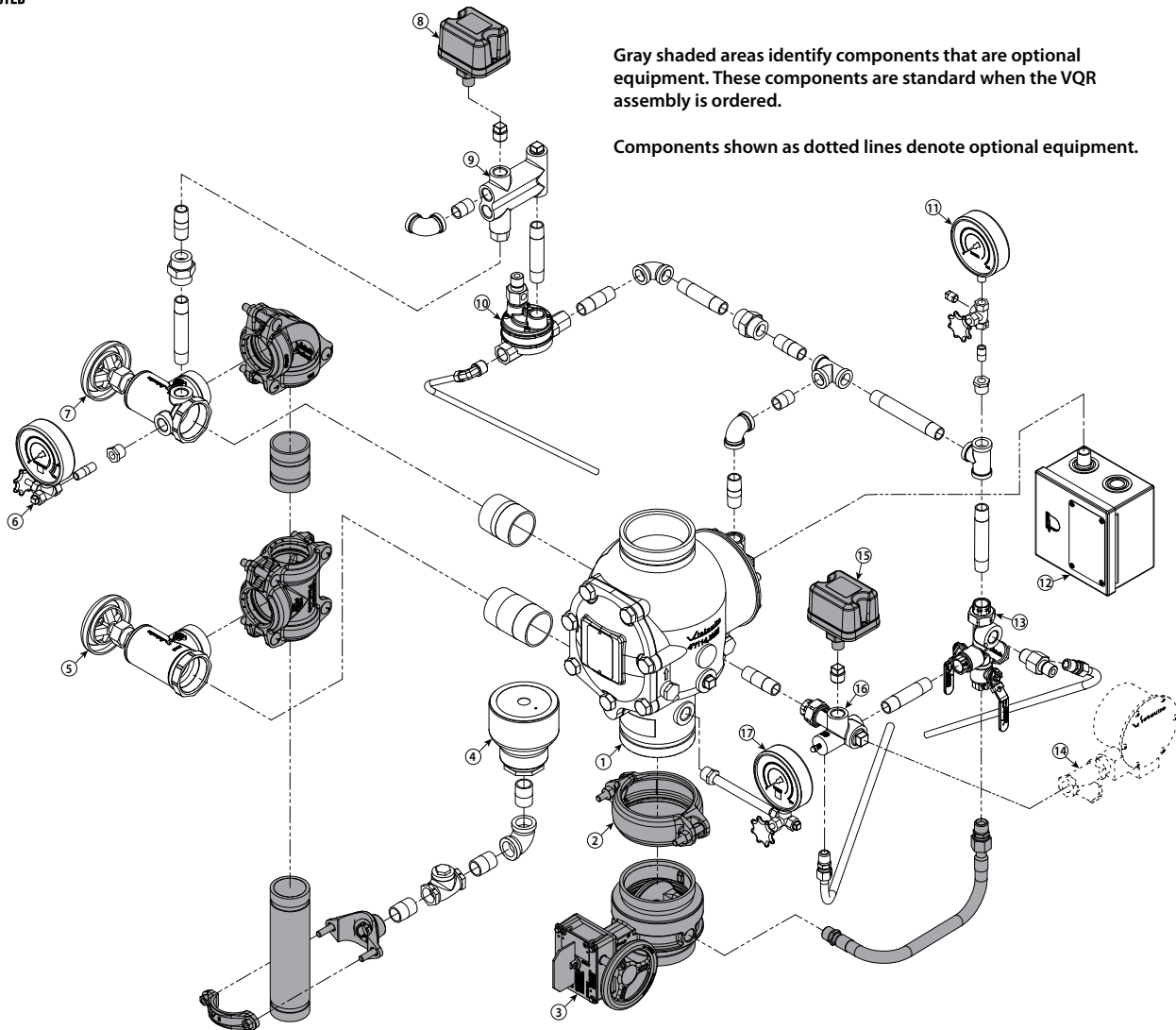
| Item | Description |
|------|---|
| 1 | Series 769N FireLock NXT Deluge Valve |
| 2 | FireLock Rigid Coupling |
| 3 | Water Supply Main Control Valve |
| 4 | Drip Cup |
| 5 | Water Supply Main Drain Valve – Flow Test |
| 6 | System Main Drain Valve |
| 7 | Series 753-E Solenoid Valve (Normally Closed when De-Energized) |

| Item | Description |
|------|--|
| 8 | Charge Line Pressure Gauge/Gauge Valve Assembly |
| 9 | Series 755 Manual Pull Station |
| 10 | Series 760 Water Motor Alarm Assembly |
| 11 | Priming Manifold Assembly |
| 12 | Alarm Manifold Assembly |
| 13 | Water Supply Pressure Gauge/Gauge Valve Assembly |

Fire Protection Valves and Devices

Exploded View Drawing – Trim Components

SERIES 769N FIRELOCK NXT™ PREACTION VALVE – WITH NON-INTERLOCKED, PNEUMATIC RELEASE TRIM
(OPTIONAL ACCESSORIES ALSO SHOWN)



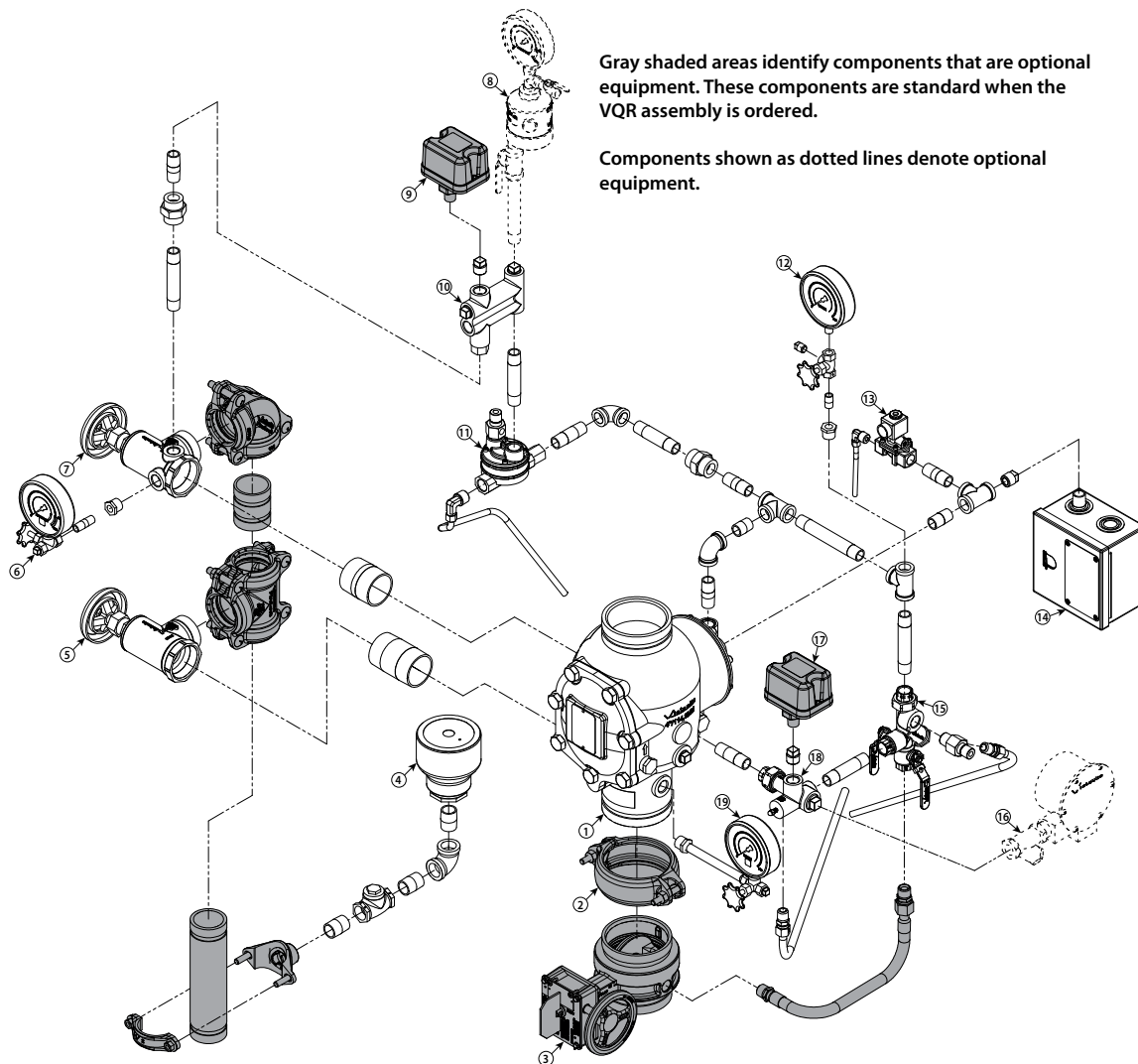
| Item | Description |
|------|--|
| 1 | Series 769N FireLock NXT Actuated Valve |
| 2 | FireLock Rigid Coupling |
| 3 | Water Supply Main Control Valve |
| 4 | Drip Cup |
| 5 | Water Supply Main Drain Valve – Flow Test |
| 6 | System Pressure Gauge/Gauge Valve Assembly |
| 7 | System Main Drain Valve |
| 8 | Air Supervisory Pressure Switch |
| 9 | Air Manifold |

| Item | Description |
|------|--|
| 10 | Series 776 Low-Pressure Actuator |
| 11 | Charge Line Pressure Gauge/Gauge Valve Assembly |
| 12 | Series 755 Manual Pull Station |
| 13 | Priming Manifold Assembly |
| 14 | Series 760 Water Motor Alarm Assembly |
| 15 | Alarm Pressure Switch |
| 16 | Alarm Manifold Assembly |
| 17 | Water Supply Pressure Gauge/Gauge Valve Assembly |

Fire Protection Valves and Devices

Exploded View Drawing – Trim Components

SERIES 769N FIRELOCK NXT™ PREACTION VALVE – WITH NON-INTERLOCKED, PNEUMATIC/ELECTRIC RELEASE TRIM
(OPTIONAL ACCESSORIES ALSO SHOWN)



Gray shaded areas identify components that are optional equipment. These components are standard when the VQR assembly is ordered.

Components shown as dotted lines denote optional equipment.

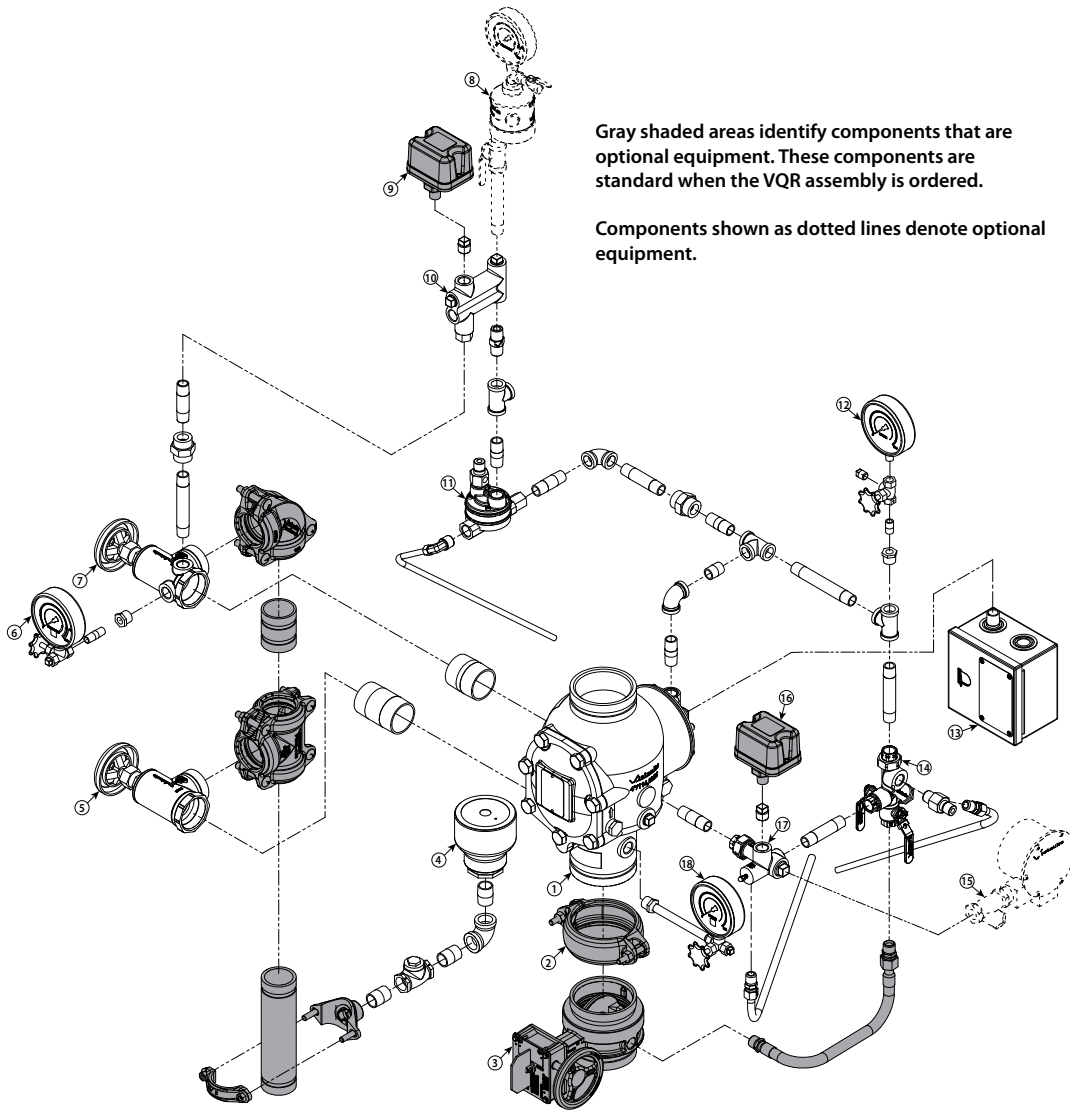
| Item | Description |
|------|--|
| 1 | Series 769N FireLock NXT Actuated Valve |
| 2 | FireLock Rigid Coupling |
| 3 | Water Supply Main Control Valve |
| 4 | Drip Cup |
| 5 | Water Supply Main Drain Valve – Flow Test |
| 6 | System Pressure Gauge/Gauge Valve Assembly |
| 7 | System Main Drain Valve |
| 8 | Series 746-LPA Dry Accelerator |
| 9 | Air Supervisory Pressure Switch |
| 10 | Air Manifold |

| Item | Description |
|------|--|
| 11 | Series 776 Low-Pressure Actuator |
| 12 | Charge Line Pressure Gauge/Gauge Valve Assembly |
| 13 | Series 753-E Solenoid Valve |
| 14 | Series 755 Manual Pull Station |
| 15 | Priming Manifold Assembly |
| 16 | Series 760 Water Motor Alarm Assembly |
| 17 | Alarm Pressure Switch |
| 18 | Alarm Manifold Assembly |
| 19 | Water Supply Pressure Gauge/Gauge Valve Assembly |

Fire Protection Valves and Devices

Exploded View Drawing – Trim Components

SERIES 769N FIRELOCK NXT™ PREACTION VALVE – WITH SINGLE-INTERLOCKED, PNEUMATIC RELEASE TRIM
(OPTIONAL ACCESSORIES ALSO SHOWN)



Gray shaded areas identify components that are optional equipment. These components are standard when the VQR assembly is ordered.

Components shown as dotted lines denote optional equipment.

| Item | Description |
|------|--|
| 1 | Series 769N FireLock NXT Actuated Valve |
| 2 | FireLock Rigid Coupling |
| 3 | Water Supply Main Control Valve |
| 4 | Drip Cup |
| 5 | Water Supply Main Drain Valve – Flow Test |
| 6 | System Pressure Gauge/Gauge Valve Assembly |
| 7 | System Main Drain Valve |
| 8 | Series 746-LPA Dry Accelerator |
| 9 | Air Supervisory Pressure Switch |

| Item | Description |
|------|--|
| 10 | Air Manifold |
| 11 | Series 776 Low-Pressure Actuator |
| 12 | Charge Line Pressure Gauge/Gauge Valve Assembly |
| 13 | Series 755 Manual Pull Station |
| 14 | Priming Manifold Assembly |
| 15 | Series 760 Water Motor Alarm Assembly |
| 16 | Alarm Pressure Switch |
| 17 | Alarm Manifold Assembly |
| 18 | Water Supply Pressure Gauge/Gauge Valve Assembly |

Fire Protection Valves and Devices

Exploded View Drawing – Trim Components

SERIES 769N FIRELOCK NXT™ PREACTION VALVE – WITH SINGLE-INTERLOCKED, ELECTRIC RELEASE TRIM
 DOUBLE-INTERLOCKED, ELECTRIC RELEASE (ELECTRIC-PNEUMATIC/ELECTRIC) TRIM
 (OPTIONAL ACCESSORIES ALSO SHOWN)

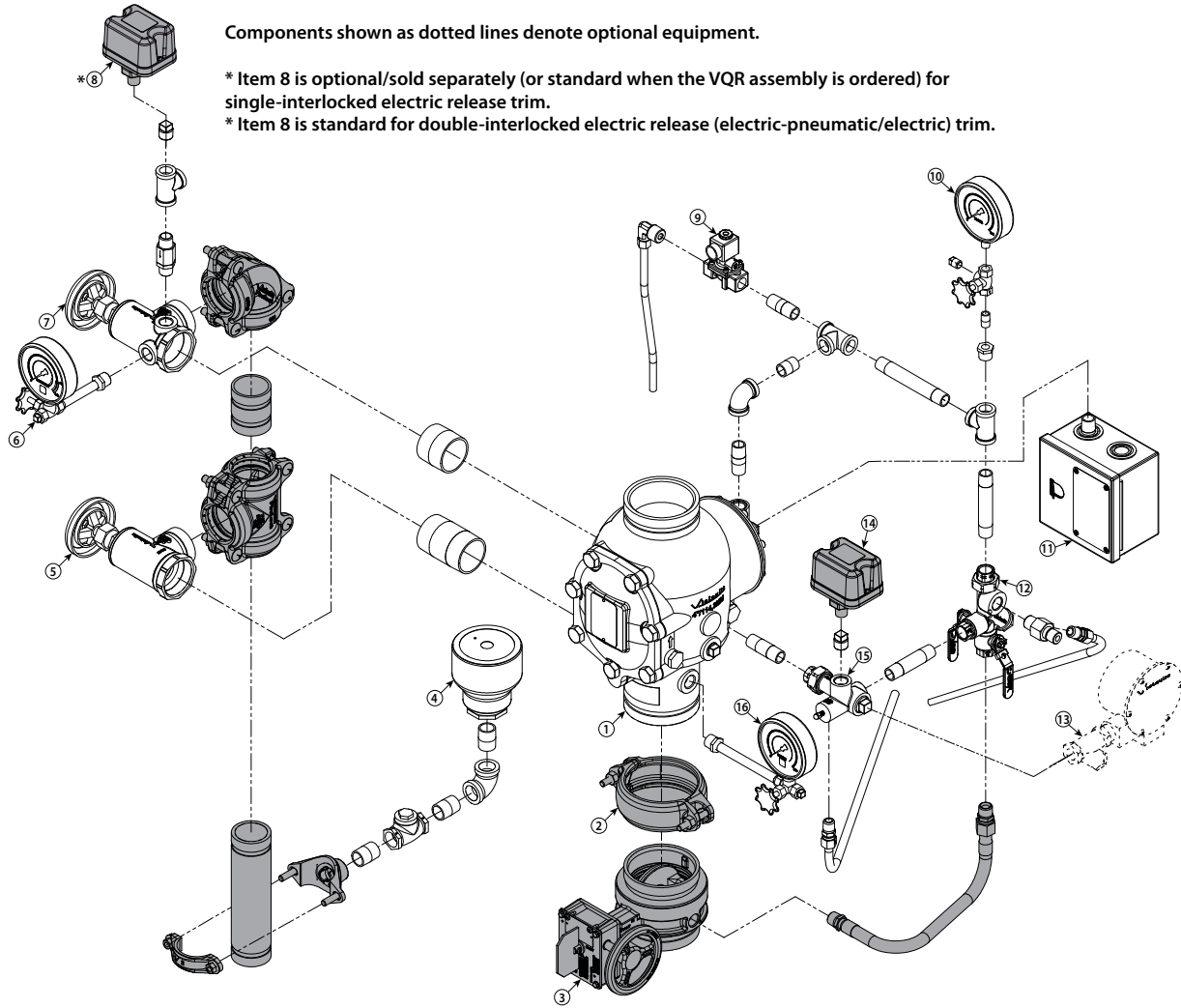


Gray shaded areas identify components that are optional equipment. These components are standard when the VQR assembly is ordered.

Components shown as dotted lines denote optional equipment.

* Item 8 is optional/sold separately (or standard when the VQR assembly is ordered) for single-interlocked electric release trim.

* Item 8 is standard for double-interlocked electric release (electric-pneumatic/electric) trim.



| Item | Description |
|------|---|
| 1 | Series 769N FireLock NXT Actuated Valve |
| 2 | FireLock Rigid Coupling |
| 3 | Water Supply Main Control Valve |
| 4 | Drip Cup |
| 5 | Water Supply Main Drain Valve – Flow Test |
| 6 | System Pressure Gauge/Gauge Valve Assembly |
| 7 | System Main Drain Valve |
| 8 | Air Supervisory Pressure Switch (See Notes Above) |

| Item | Description |
|------|--|
| 9 | 24V DC Normally Closed Solenoid |
| 10 | Charge Line Pressure Gauge/Gauge Valve Assembly |
| 11 | Series 755 Manual Pull Station |
| 12 | Priming Manifold Assembly |
| 13 | Series 760 Water Motor Alarm Assembly |
| 14 | Alarm Pressure Switch |
| 15 | Alarm Manifold Assembly |
| 16 | Water Supply Pressure Gauge/Gauge Valve Assembly |

Fire Protection Valves and Devices

Exploded View Drawing – Trim Components

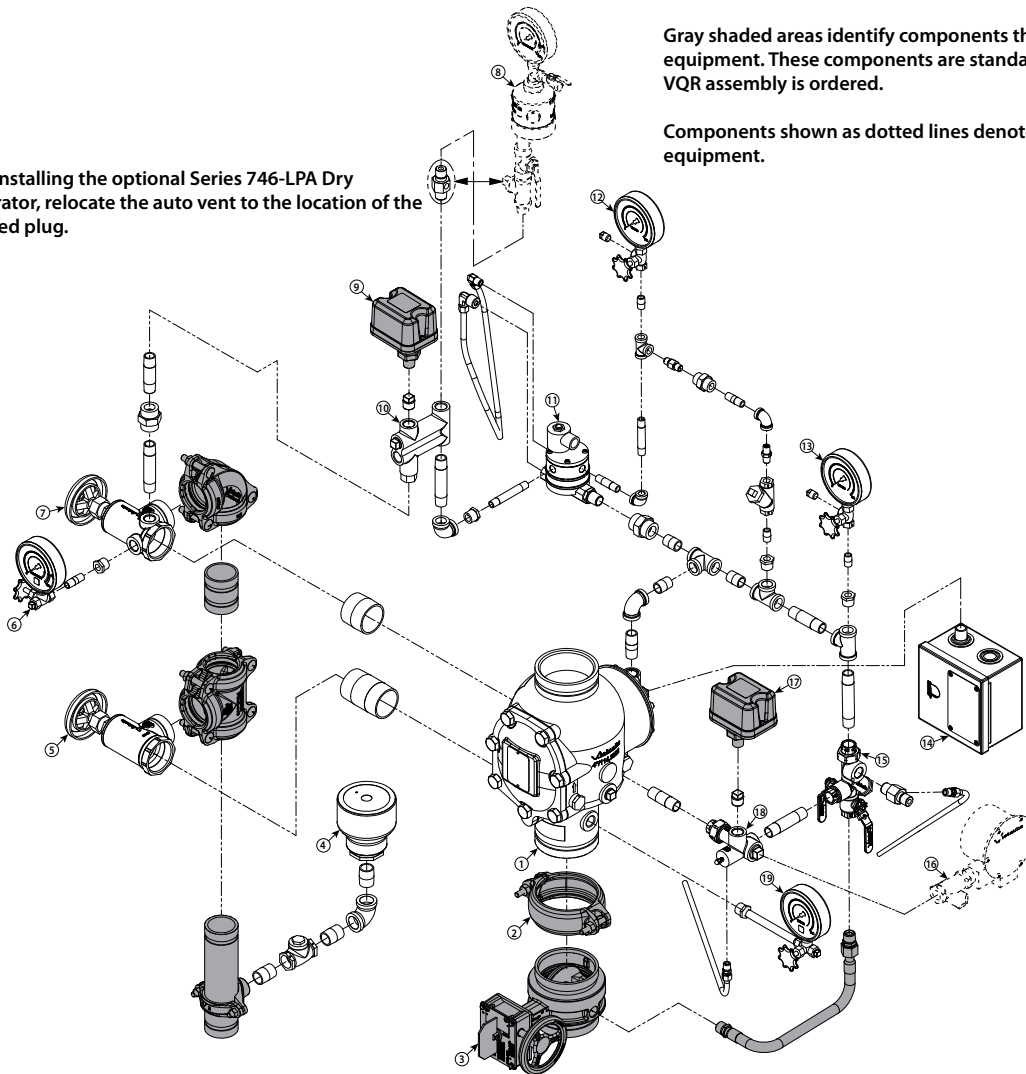
SERIES 769N FIRELOCK NXT™ PREACTION VALVE – WITH DOUBLE-INTERLOCKED, ELECTRIC/PNEUMATIC RELEASE TRIM
(OPTIONAL ACCESSORIES ALSO SHOWN)



When installing the optional Series 746-LPA Dry Accelerator, relocate the auto vent to the location of the indicated plug.

Gray shaded areas identify components that are optional equipment. These components are standard when the VQR assembly is ordered.

Components shown as dotted lines denote optional equipment.



| Item | Description |
|------|--|
| 1 | Series 769N FireLock NXT Actuated Valve |
| 2 | FireLock Rigid Coupling |
| 3 | Water Supply Main Control Valve |
| 4 | Drip Cup |
| 5 | Water Supply Main Drain Valve – Flow Test |
| 6 | System Pressure Gauge/Gauge Valve Assembly |
| 7 | System Main Drain Valve |
| 8 | Series 746-LPA Dry Accelerator |
| 9 | Air Supervisory Pressure Switch |
| 10 | Air Manifold |

| Item | Description |
|------|--|
| 11 | Series 767 Electric/Pneumatic Actuator |
| 12 | Upper Chamber Pressure Gauge/Gauge Valve Assembly for Series 767 Electric/Pneumatic Actuator |
| 13 | Charge Line Pressure Gauge/Gauge Valve Assembly |
| 14 | Series 755 Manual Pull Station |
| 15 | Priming Manifold Assembly |
| 16 | Series 760 Water Motor Alarm Assembly |
| 17 | Alarm Pressure Switch |
| 18 | Alarm Manifold Assembly |
| 19 | Water Supply Pressure Gauge/Gauge Valve Assembly |

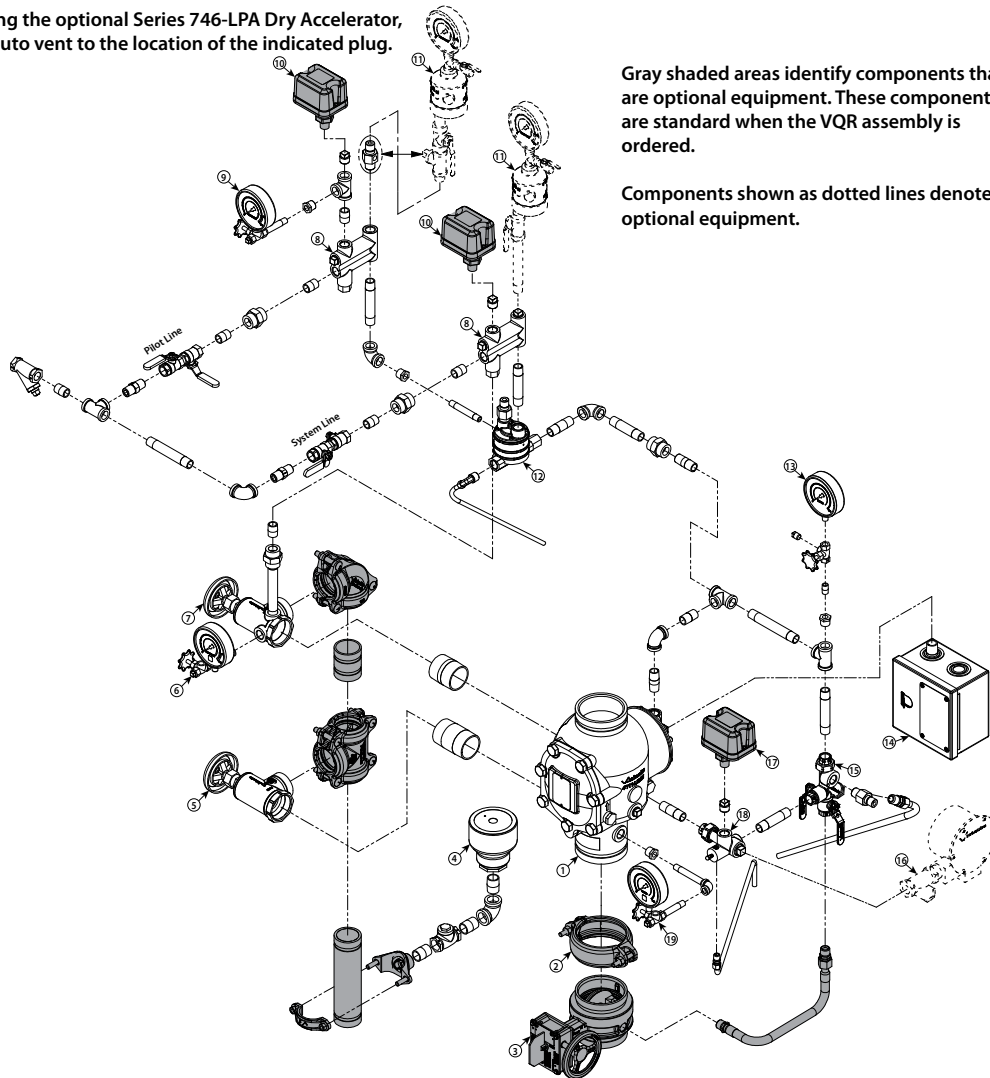
Fire Protection Valves and Devices

Exploded View Drawing – Trim Components

SERIES 769N FIRELOCK NXT™ PREACTION VALVE – WITH DOUBLE-INTERLOCKED, PNEUMATIC/PNEUMATIC RELEASE TRIM
(OPTIONAL ACCESSORIES ALSO SHOWN)



When installing the optional Series 746-LPA Dry Accelerator, relocate the auto vent to the location of the indicated plug.



Gray shaded areas identify components that are optional equipment. These components are standard when the VQR assembly is ordered.

Components shown as dotted lines denote optional equipment.

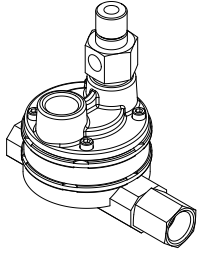
| Item | Description |
|------|--|
| 1 | Series 769N FireLock NXT Actuated Valve |
| 2 | FireLock Rigid Coupling |
| 3 | Water Supply Main Control Valve |
| 4 | Drip Cup |
| 5 | Water Supply Main Drain Valve – Flow Test |
| 6 | System Pressure Gauge/Gauge Valve Assembly |
| 7 | System Main Drain Valve |
| 8 | Air Manifold |
| 9 | Pilot Line Pressure Gauge/Gauge Valve Assembly |
| 10 | Air Supervisory Pressure Switch |

| Item | Description |
|------|--|
| 11 | Series 746-LPA Dry Accelerator |
| 12 | Series 798 Pneumatic/Pneumatic Actuator |
| 13 | Charge Line Pressure Gauge/Gauge Valve Assembly |
| 14 | Series 755 Manual Pull Station |
| 15 | Priming Manifold Assembly |
| 16 | Series 760 Water Motor Alarm Assembly |
| 17 | Alarm Pressure Switch |
| 18 | Alarm Manifold Assembly |
| 19 | Water Supply Pressure Gauge/Gauge Valve Assembly |

Fire Protection Valves and Devices

Trim Accessories

SERIES 776 LOW PRESSURE ACTUATOR



| Description | Part Code | Price Each |
|--|------------|------------|
| Included in Pre-Trimmed Valve and Trim Kit | S014776002 | \$3594.00 |

SERIES 798 PNEUMATIC/PNEUMATIC ACTUATOR



| Description | Part Code | Price Each |
|--|------------|------------|
| Included in Pre-Trimmed Valve and Trim Kit | S014798050 | \$4962.00 |

SERIES 753A DRY ACTUATOR/ANTI-FLOOD DEVICE FOR SERIES 756/758 ONLY

| Part Code | Price Each |
|------------|------------|
| S014753001 | \$1932.50 |

SERIES 776/767/798 FILTER REPLACEMENT KIT



| Size inches | Part Code | Price Each |
|-------------|------------|------------------------|
| 1/2 | S014776K01 | \$127.50 ^{NR} |

^{NR} Non-returnable

SOLENOID ACTUATOR 300 PSI

NEMA 4 – 24 VDC – Normally Closed
Included in Pre-Trimmed Valve and Trim Kit



Asco

| Description | Part Code | Price Each |
|-------------|------------|------------|
| Asco | S004N69006 | \$1155.50 |

REPLACEMENT COIL KIT FOR SERIES 767 ACTUATOR



| Size inches | Description | Part Code | Price Each |
|-------------|-------------|------------|-------------------------|
| 1/2 | 24 VDC | S004753008 | \$1155.50 ^{NR} |

^{NR} Non-returnable

SERIES 767 ELECTRIC/PNEUMATIC ACTUATOR – FOR USE WITH SERIES 769/769N FIRELOCK NXT™ VALVES

(Solenoid Integral)



| Description | Part Code | Price Each |
|--|------------|------------|
| Included in Pre-Trimmed Valve and Trim Kit | S014767000 | \$5542.50 |

SERIES 746-LPA DRY ACCELERATOR



| Part Code | Price Each |
|------------|------------|
| S004746005 | \$2337.00 |

Items listed in shaded areas are non-cancellable and non-returnable.

Fire Protection Valves and Devices

SERIES 746 DRY ACCELERATOR



| Part Code | Price Each |
|------------|------------|
| S014746001 | \$2337.00 |

SERIES 746 AND SERIES 746-LPA REPAIR KIT

| Part Code | Price Each |
|------------|------------------------|
| S014746KRP | \$292.00 ^{NR} |


^{NR} Non-returnable

GROOVED DRAIN CONNECTION KIT FOR WET ALARM SYSTEMS

SERIES 751

Typical 4"

Angle valve not included with this kit; shown for clarity only



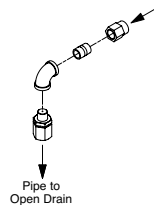
| Size inches | Part Code | Price Each |
|-------------|------------|------------|
| 1½ - 2 | S014751K07 | \$340.00 |
| 2½ - 3 | S024751K07 | 397.50 |
| 4 | S040751K07 | 510.00 |
| 6 | S060751K07 | 510.00 |
| 8 | S080751K07 | 510.00 |

SERIES 752 RETARD CHAMBER



| Size inches | Part Code | Price Each |
|--------------------------|------------|------------|
| ½" Inlet (1½ - 8" sizes) | S014752P03 | \$1051.00 |

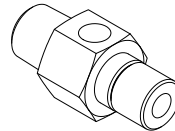
SERIES 752V RETARD VENT KIT



| Size inches | Part Code | Price Each |
|--------------------------|------------|------------------------|
| ½" Inlet (1½ - 8" sizes) | S014752K01 | \$483.00 ^{NR} |

^{NR} Non-returnable

AUTO VENT ASSEMBLY FOR 776 ACTUATOR



| Size inches | Part Code | Price Each |
|-------------|------------|------------|
| ½ | S014776000 | \$295.50 |

SERIES 75D WATER COLUMN DRAIN KIT



| Description | Part Code | Price Each |
|-----------------|------------|------------|
| 768N/769N | S00075DK02 | \$1355.50 |
| 756/758/768/769 | S00075DK01 | 1355.50 |

Items listed in shaded areas are non-cancellable and non-returnable.

Fire Protection Valves and Devices

SERIES 760 WATER MOTOR ALARM *



| Size inches | Part Code | Price Each |
|---|------------|-------------------------|
| - | S000760159 | \$2078.50 ^{NR} |
| Extension and Replacement Shafts | | |
| 13 | S130760K01 | 341.50 ^{NR} |
| 24 | S240760K01 | 415.00 ^{NR} |
| 48 | S480760K01 | 816.00 |

* Includes wall extension 2 - 13" (cut to fit).

^{NR} Non-returnable

SERIES 75B SUPPLEMENTAL ALARM KIT



| Size inches | Part Code | Price Each |
|--------------------------|------------|------------|
| 1/2" NPT with 1/4" Pilot | S00475BK03 | \$2250.50 |

SERIES 757 AIR MAINTENANCE TRIM ASSEMBLY



| Description | Part Code | Price Each |
|---------------|------------|------------|
| Regulated | S000757K01 | \$1448.50 |
| Non-Regulated | S000757K02 | 1068.00 |

AUTOCONVERT TRIM ASSEMBLY FOR FIRELOCK NXT™ PREACTION DEVICES

Refer to publication 30.84



| Description | Part Code | Price Each |
|---|------------|------------|
| Can be added to the following FireLock NXT Preaction device configurations: Single-Interlocked Electric Double-Interlocked Electric-Pneumatic/ Electric Double-Interlocked Electric/Electric Double-Interlocked Electric Pneumatic | S014N69KAC | \$7413.00 |

AIR REGULATOR

Gauge Included



| Size inches | Description | Part Code | Price Each |
|-------------|-------------|------------|------------|
| 1/4" NPT | 5 - 60 psi | S002756001 | \$817.50 |

TEE VALVE



| Size inches | Part Code | Price Each |
|-------------|------------|------------|
| 1/4 | S002751C00 | \$104.50 |

SERIES 755 MANUAL PULL STATION



| Description | Part Code | Price Each |
|-------------------|------------|------------------------|
| One size fits all | S000760064 | \$502.50 ^{NR} |

^{NR} Non-returnable

Items listed in shaded areas are non-cancellable and non-returnable.

Fire Protection Valves and Devices

ALARM LINE "Y" STRAINER

Air/Water



| Size inches | Part Code | Price Each |
|----------------|------------|------------|
| 1/4 x 100 mesh | S002756C00 | \$259.00 |
| 1/2 x 100 mesh | S004756C00 | 183.00 |
| 3/4 x 50 mesh | S006756C02 | 267.00 |

PRESSURE GAUGE



| Size inches | Description | Part Code | Price Each |
|-------------|-------------|------------|------------|
| 1/4 | 0 – 300 psi | S002751001 | \$175.50 |
| 1/4 | 0 – 80 psi | S002756000 | 175.50 |

DRIP CUP

NPT – PVC



| Size inches | Description | Part Code | Price Each |
|-------------|-----------------|------------|------------|
| 3 x 3/4 | - | SC43768K01 | \$225.00 |
| - | Drain Cup Cover | S014768CVR | 25.00 |

CHECK VALVE – BRASS SEAT



| Size inches | Part Code | Price Each |
|-------------|------------|------------|
| 1/2 | S004751CC0 | \$154.00 |
| 3/4 | S006751CC0 | 212.50 |

SERIES 749 AUTO DRAIN



| Size inches | Description | Part Code | Price Each |
|-------------|--|------------|----------------------|
| 1/2 | - | S014749C00 | \$257.50 |
| - | Replacement Hose and Compression Replacement Kit | S014749K01 | 129.00 ^{NR} |

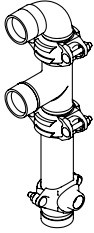
^{NR} Non-returnable

Items listed in shaded areas are non-cancellable and non-returnable.

Fire Protection Valves and Devices

Trim Accessories for Series 768/769 FireLock NXT™ Valves

THREADED OUTLET VALVE DRAIN CONNECTION KIT Typical 4"



| Size inches | Part Code | Price Each |
|-------------|------------|------------|
| 1½ – 2 | S014768K04 | \$831.50 |
| 2½ – 3 | S024768K04 | 778.50 |
| 4 – 8 | S040768K04 | 892.50 |

90° DRAIN VALVE FOR SERIES 768/769 FIRELOCK NXT™ VALVES



| Size inches | Part Code | Price Each |
|--------------|------------|------------|
| ¾ (1½ – 2") | S006751C03 | \$816.00 |
| 1¼ (2½ – 3") | S012751C03 | 415.00 |
| 2 (4 – 8") | S020751C03 | 476.00 |

90° ANGLE VALVE FOR SERIES 717R/717HR RISER CHECK VALVES AND SERIES 751 FIRELOCK™ ALARM CHECK VALVE



| Size inches | Part Code | Price Each |
|--------------|------------|------------|
| ¾ (1½ – 2") | S006751C01 | \$227.50 |
| 1¼ (2½ – 3") | S012751C00 | 299.00 |
| 2 (4 – 8") | S020751C00 | 476.00 |

TRIM BALL VALVE



| Size inches | Part Code | Price Each |
|-------------|------------|------------|
| ¼ | S002751C01 | \$92.50 |
| ½ | S004751C00 | 138.00 |

SERIES 748 BALL CHECK VALVE



| Size inches | Part Code | Price Each |
|-------------|------------|------------|
| ½ | S004748C00 | \$161.00 |

SERIES 729 BALL DRIP ASSEMBLY



| Size inches | Part Code | Price Each |
|-------------|------------|------------|
| ½ | S004729C01 | \$211.50 |

RESTRICTORS



| Size inches | Part Code | Price Each |
|--------------|------------|------------|
| ¼ x ¼ – .063 | S002752CN0 | \$70.00 |
| ½ x ¼ – .063 | SV84751CN0 | 50.00 |
| ½ x ¼ – .125 | SV84751CN1 | 50.00 |
| ½ x ½ – .063 | S004752CN0 | 50.00 |
| ½ x ½ – .070 | P004752CN1 | 154.00 |

Items listed in shaded areas are non-cancellable and non-returnable.

Fire Protection Valves and Devices

SWING CHECK VALVE (Rubber Seat)



| Size inches | Part Code | Price Each |
|-------------|------------|------------|
| 1/2 - 45° | S004751CT1 | \$154.00 |
| 1/2 - 90° | S004751CT0 | 154.00 |
| 3/4 - 90° | S006751CT0 | 212.50 |

3-IN-1 STRAINER/CHECK/RESTRICTOR ASSEMBLY



| Size inches | Part Code | Price Each |
|-----------------------|------------|------------------------|
| 1/2 | S004760C01 | \$338.50 ^{NR} |
| Replacement Cartridge | S004760K00 | 65.50 |

^{NR} Non-returnable

IN-LINE SPRING LOADED BALL/CHECK † Soft Seat



| Size Inches | Part Code | Price Each |
|-------------|------------|------------|
| 1/4 | S002756C04 | \$251.00 |
| 1/2 | S004756C04 | 251.00 |

† For multi-device installations on the air maintenance line.

SERIES 768/769 AIR MANIFOLD



| Size inches | Part Code | Price Each |
|-----------------------|------------|------------|
| 1/2 | S004768C01 | \$590.50 |
| Replacement Cartridge | S000760K28 | 80.50 |

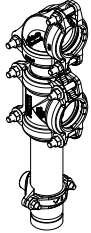
Items listed in shaded areas are non-cancellable and non-returnable.

Fire Protection Valves and Devices

Trim Accessories for Series 768N/769N FireLock NXT™ Valves

GROOVED OUTLET VALVE DRAIN CONNECTION KIT

Typical 4"



| Size inches | Part Code | Price Each |
|-------------|------------|----------------------------|
| 1½ – 2 | S014768K04 | \$831.50 |
| 2½ – 3 | S024N68K04 | 778.50^{NR} |
| 4 – 8 | S040N68K04 | 892.50^{NR} |

^{NR} Non-returnable

90° GROOVED DRAIN VALVE WITH PORTS



| Size inches | Part Code | Price Each |
|--------------|------------|-----------------|
| ¾ (1½ – 2") | S006751C03 | \$816.00 |
| 1¼ (2½ – 3") | S012N68CG0 | 415.00 |
| 2 (4 – 8") | S020N68CG0 | 476.00 |

90° GROOVED ANGLE MAIN DRAIN VALVE



| Size inches | Part Code | Price Each |
|--------------|------------|-----------------|
| ¾ (1½ – 2") | S006751C01 | \$227.50 |
| 1¼ (2½ – 3") | S012N68CG1 | 415.00 |
| 2 (4 – 8") | S020N68CG1 | 476.00 |

ALARM MANIFOLD



| Size inches | Part Code | Price Each |
|--------------------------|------------|------------------------------|
| ½ | P004N68ALM | \$263.00^{NR} |
| Replacement Union Gasket | G00478YGSK | 7.50^{NR} |

^{NR} Non-returnable

SERIES 768N/769N AIR MANIFOLD



| Size inches | Part Code | Price Each |
|-------------|------------|------------------------------|
| ½ | P004N68AIR | \$454.00^{NR} |

^{NR} Non-returnable

PRIMING MANIFOLD



| Size inches | Part Code | Price Each |
|-------------|------------|------------------------------|
| ½ | P004N68PRM | \$422.50^{NR} |

^{NR} Non-returnable

Items listed in shaded areas are non-cancellable and non-returnable.

Fire Protection Valves and Devices

SERIES 768N/769N MANIFOLD REPLACEMENT CARTRIDGES



Air Manifold Replacement Cartridge



Priming Manifold Replacement Cartridge

| Description | Part Code | Price Each |
|--|------------|-----------------------|
| Air Manifold Replacement Cartridge | P000N68004 | \$39.00 ^{NR} |
| Priming Manifold Replacement Cartridge | P000N68003 | 44.50 ^{NR} |

^{NR} Non-returnable

DIAPHRAGM CHARGE LINE CONNECTION TRIM HOSE



| Hose Diameter x Length inches | Part Code | Price Each |
|-------------------------------|------------|---------------------|
| 1/2 x 19 | P004N68X19 | 86.00 ^{NR} |

^{NR} Non-returnable

Items listed in shaded areas are non-cancellable and non-returnable.

Fire Protection Valves and Devices

Electrical Accessories

WATERFLOW DETECTORS



| Model | Description | Part Code | Price Each |
|---------|---|------------|------------|
| 1144900 | Fits any tee with 1" NPT branch including: 1", 1 1/4", 2" ferrous and brass threaded tees; 1", 1 1/4", 2" copper sweat tees; 1" CPVC tees. Dual SPDT switches. 9 Paddles for 1 - 2" | S010747313 | \$634.00 |

| Model Number | Number of SPDT Switches | Schedule | Paddle Dimension inches | Part Code | Price Each |
|--------------|-------------------------|----------|-------------------------|------------|------------------------|
| 1144402 | 2 | 10/40 | 2.00 | S020760321 | \$639.00 ^{NR} |
| 1144425 | 2 | 10/40 | 2.50 | S024760322 | 639.00 ^{NR} |
| 1144403 | 2 | 10/40 | 3.00 | S030760324 | 639.00 ^{NR} |
| 1144404 | 2 | 10/40 | 4.00 | S040760325 | 639.00 ^{NR} |
| 1144406 | 2 | 10/40 | 6.00 | S060760327 | 639.00 ^{NR} |
| 1144408 | 2 | 10/40 | 8.00 | S080760328 | 701.00 |

^{NR} Non-returnable

FLANGED UM/UMC REPLACEMENT FLOW SWITCHES

| Description | Part Code | Price Each |
|--|------------|------------|
| VSR-M Flow Switch with Adapter for 1 1/4" through 2" UMC | S020UMC802 | \$634.00 |
| VSR-M Flow Switch with Adapter for 2 1/2" UMC | S024UMC802 | 639.00 |
| VSR-M Flow Switch with Adapter for 3" UMC | S030UMC803 | 639.00 |
| VSR-M Flow Switch with Adapter for 4" UMC | S040UMC804 | 639.00 |
| VSR-M Flow Switch with Adapter for 6" UMC | S060UMC806 | 639.00 |

Note: 1 1/4" Series UM utilizes waterflow detector model 1144900 above.

SUPERVISORY SWITCHES



| Model | Description | Part Code | Price Each |
|---------|---|------------|------------|
| OSYSU-2 | Outside Screw and Yoke Valve Supervisory Switch | S000760331 | \$1015.00 |
| PCVS | Post Indicator / Butterfly Valve Supervisory Switch | S000760332 | 483.00 |
| PTS-C | Plug-In Supervisory Switch | S000760347 | 1015.00 |

PRESSURE SWITCHES



| Model Number | Type of Pressure Switch | No. of SPDT Switches | Adjust. Press. Range (psi) | Part Code | Price Each |
|--------------|-----------------------------|----------------------|----------------------------|------------|----------------------|
| PS10-1 | Alarm Pressure Switch | 1 | 4 - 20 | S000760300 | \$480.00 |
| PS10-2 | Alarm Pressure Switch | 2 | 4 - 20 | S000760302 | 537.50 ^{NR} |
| PS40-1 | Supervisory Switch | 1 | 10 - 100 | S000760301 | 444.00 |
| PS40-2 | Supervisory Switch | 2 | 10 - 100 | S000760303 | 537.50 |
| PS 15-2 | Supervisory High/Low Switch | 2 | 10 - 22 | S000760304 | 777.00 ^{NR} |

† Preset pressure switch for Series 768 Dry and Series 769 Preaction and Deluge NXT Valves.

^{NR} Non-returnable

Items listed in shaded areas are non-cancellable and non-returnable.

Fire Protection Valves and Devices

ALARM RELEASE PANELS



| Model Number | Description | Part Code | Price Each |
|--------------|--|------------|--------------------------|
| PFC-4410RC | 4 Zone Releasing Control (Red Cabinet) | S000760321 | \$13150.00 ^{NR} |
| ANN-80 | 80-Character LCD Serial Annunciator | S000760185 | 3661.00 |
| ANN-RLY | Remote Relay | S000760186 | + |
| ANN-LED | LED Annunciator | S000760187 | + |
| CAC-5X | Class A Converter (2 Required) | S000760188 | 2295.00 |
| 4XZM | Relay Module † ^ | S000760069 | 1015.50 |
| 4XLM | Annunciator Driver Module † ^ | S000760071 | 866.00 |
| 4XTM | Transmitter Module † | S000760074 | 1062.00 |
| BB-17 | Battery Box | S000760068 | 1015.50 |
| RZA4X | Remote Zone Annunciator | S000760072 | 915.50 |
| 71252 | 4.7k End-of-Line Relay Assembly | S000760067 | 51.00 |
| BT-80 | Battery, 12V-8AH | S000760366 | 431.00 |
| BAT-12120 | Battery, 12V, 12AH | S000760365 | 992.00 |

+ Quoted on application. Contact Victaulic for pricing and availability.

† Contact Victaulic for availability.

^{NR} Non-returnable

Items listed in shaded areas are non-cancellable and non-returnable.

Fire Protection Valves and Devices

Device Replacement Parts

For other part requirements, contact Victaulic.

COVER GASKET REPAIR KIT FOR SERIES 751/756/758/768/768N/769/769N



| Size inches | Part Code | Price Each |
|-------------|------------|-----------------------|
| 1½ – 2 | K0147510PR | \$88.50 ^{NR} |
| 2½ – 3 | K0247510PR | 88.50 ^{NR} |
| 4 | K0407510PR | 88.50 ^{NR} |
| 6 | K0607510PR | 118.00 ^{NR} |
| 8 | K0807510PR | 127.00 ^{NR} |

^{NR} Non-returnable

DEVICE CLAPPER PARTS



Seal Assembly Kit for All Devices



For Series 751 Seal Assembly Kit
4" and 6" only

| Size inches | Part Code | Price Each |
|--|------------|------------------------|
| Seal Assembly Kit Seal, Washer, Ring and Cover Gasket | | |
| 1½ – 2 | S014751K05 | \$181.00 ^{NR} |
| 2½ – 3 | S024751K05 | 251.00 ^{NR} |
| 4 | S040751K05 | 354.00 ^{NR} |
| 6 | S060751K05 | 555.00 ^{NR} |
| 8 | S080751K05 | 633.00 ^{NR} |

^{NR} Non-returnable

SERIES 759 CLAPPER SEAL

| Size inches | Part Code | Price Each |
|-------------|------------|------------|
| 3 | P0307590E0 | \$101.00 |
| 4 | P0407590E0 | 101.00 |
| 6 | P0607590E0 | 110.50 |
| 8 | P0807590E0 | 117.00 |

CLAPPER AND SEAL KIT



For All Devices

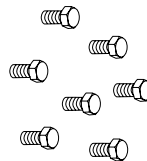


For Series 751 4" and 6" only

| Size inches | Part Code | Price Each |
|---|------------|-------------------------|
| For Series 751/756/758/768/768N/769/769N – Clapper and Seal Kit Clapper, Seal, Washer, Ring and Cover Gasket | | |
| 1½ – 2 | S014751K06 | \$1268.00 ^{NR} |
| 2½ – 3 | S024751K06 | 1268.00 ^{NR} |
| For Series 756/758/768/768N/769/769N – Clapper and Seal Kit Clapper, Seal, Washer, Ring and Cover Gasket | | |
| 4 | S040756K10 | \$1414.50 ^{NR} |
| 6 | S060756K10 | 1995.50 ^{NR} |
| For Series 751 - Seal Assembly Kit Seal, Washer, Ring and Cover Gasket (Double Rib) | | |
| 4 | S040751K10 | \$1371.50 ^{NR} |
| 6 | S060751K10 | 1938.00 ^{NR} |
| For Series 751/756/758 – Clapper and Seal Kit Clapper, Seal, Washer, Ring and Cover Gasket | | |
| 8 | S080751K06 | \$3895.50 ^{NR} |
| For Series 768/768N/769/769N – Clapper and Seal Kit Clapper Seal, Washer, Ring and Cover Gasket | | |
| 8 | S080N68K06 | \$3890.50 ^{NR} |

^{NR} Non-returnable

COVER BOLTS FOR SERIES 751, 756, 758, 768, 768N, 769 AND 769N



| Size inches | Part Code | Price Each |
|-------------|------------|------------|
| 1½ – 2 (a) | P003001004 | \$10.00 |
| 2½ – 3" (a) | P004001Z11 | 10.00 |
| 4 (a) | P005751Z12 | 10.50 |
| 6 (a) | P005751Z12 | 10.50 |
| 8 (b) | P005751Z00 | 10.50 |

(a) 7 Required. (b) 9 Required.

Items listed in shaded areas are non-cancellable and non-returnable.

Fire Protection Valves and Devices

PISTON PARTS FOR SERIES 756 AND 758



| Size inches | Part Code | Price Each |
|---|------------|------------------------|
| Piston Assembly | | |
| 1½ – 2 | S014756001 | \$1941.00 |
| 2½ – 4 | S024756001 | 2297.50 |
| 6 – 8 | S060756001 | 3445.00 |
| Piston Repair Kit Spring, Diaphragm, Self-sealing Washer and Shaft Protector | | |
| 1½ – 2 | K014756001 | \$300.00 ^{NR} |
| 2½ – 4 | K024756001 | 300.00 ^{NR} |
| 6 – 8 | K060756001 | 558.00 ^{NR} |

^{NR} Non-returnable

DIAPHRAGM FOR SERIES 768/768N/769/769N



| Size inches | Part Code | Price Each |
|-------------|------------|------------------------|
| 1½ – 2 | G0147680E1 | \$254.50 ^{NR} |
| 2½ – 3 | G0247680E1 | 254.50 ^{NR} |
| 4 – 8 | G0407680E1 | 274.00 ^{NR} |

For Diaphragm Bolts, Contact Victaulic.

^{NR} Non-returnable

RE-BUILD KITS FOR SERIES 756/758 AND FIRELOCK NXT™ VALVES

| Size inches | Part Code | Price Each |
|--|------------|-------------------------|
| Series 756 and 758 Re-Build Kit Includes: Clapper Seal, Seal Ring, Seal Washer, Bolt Seal, Clapper Shaft, Latch Shaft, Latch Spring, Latch Spring Insert Tool, Spacer, Cover Plate Gasket, Shaft Seal, Piston Shaft, Diaphragm, Compression Spring, Washer for Piston Shaft Retaining Bolt, O-Ring, Clapper Spring, Piston Shaft Protective Sleeve, Piston Shaft Lubricant | | |
| 1½ – 2 | K014756026 | \$1025.00 ^{NR} |
| 2½ – 3 | K024756026 | 1058.00 ^{NR} |
| 4 | K040756026 | 1214.00 ^{NR} |
| 6 | K060756026 | 1214.00 ^{NR} |
| 8 | K080756026 | 1486.00 ^{NR} |
| Series 768/769 NXT Re-Build Kit Includes: Seal, Seal Ring, Washer Seal, Self-Sealing Lock Washer, Clapper Shaft, Latch Shaft, Clapper Torsion Spring, Latch Torsion Spring, Spring Insert Tools, Diaphragm, Gasket | | |
| 1½ – 2 | K014768026 | \$1284.50 ^{NR} |
| 2½ – 3 | K024768026 | 1343.00 ^{NR} |
| 4 | K040768026 | 1412.00 ^{NR} |
| 6 | K060768026 | 1515.50 ^{NR} |
| 8 | K080768026 | 1750.00 ^{NR} |
| Series 768N/769N NXT Re-Build Kit Includes: Seal, Seal Ring, Seal Washer, Clapper Shaft, Latch Shaft, Clapper Torsion Spring, Latch Torsion Spring, Spring Insert Tool, Diaphragm, Gasket, Self-Sealing Hex Cap Screw, O-Rings, Air Connection Manifold Cartridge, Priming Manifold Cartridge, Filter, 0 – 300 psi/ kPa, Pressure Gauge, 0 – 80 psi/ kPa Pressure Gauge, Installation Instructions | | |
| 1½ – 2 | K014N68002 | \$1284.50 |
| 2½ – 3 | K024N68002 | 1343.00 |
| 4 | K040N68002 | 1412.00 |
| 6 | K060N68002 | 1515.50 |
| 8 | K080N68002 | 1750.00 |

^{NR} Non-returnable

Items listed in shaded areas are non-cancellable and non-returnable.

Fire Protection Valves and Devices

SERIES ACV, SERIES RCV, SERIES UMC AND SERIES RCW RE-BUILD KITS

| Size inches | Part Code | Price Each |
|--|------------|------------|
| Series ACV Rebuild Kit Includes: Cover Gasket, Rubber Disc, Clapper, Disc Retainer, Disc Retainer Bolt, Spring | | |
| 3 | K030ACVKIT | \$1414.50 |
| 4 | K040ACVKIT | 1414.50 |
| 6 | K060ACVKIT | 1995.00 |
| 8 | K080ACVKIT | 1995.00 |
| Series RCV and Series UMC Rebuild Kit Includes: Cover Gasket, Torsion Spring, Clapper, Hinge Pin | | |
| 1¼ | K012UMCKIT | \$1268.00 |
| 2½ | K024UMCKIT | 1268.00 |
| 3 | K030UMCKIT | 1268.00 |
| 4 | K040UMCKIT | 1268.00 |
| 6 | K060UMCKIT | 1938.00 |
| 8 | K080UMCKIT | 3890.50 |
| Series RCV and Series UMC Clapper Gasket and Disc | | |
| 1¼ | K012UMC000 | \$88.50 |
| 2½ | K024UMC000 | 88.50 |
| 3 | K030UMC000 | 88.50 |
| 4 | K040UMC000 | 118.00 |
| 6 | K060UMC000 | 118.00 |
| 8 | K080UMC000 | 118.00 |
| Series RCW Rebuild Kit Includes: Reset Plunger Shaft, Nylon Diaphragm, Clapper Seal, Plunger, Reset Plunger End, Clapper Mechanism, Reset Bushing, Reset Plunger Knob, Clapper Hinge Pin, Reset Plunger Spring, Reset Plunger O-Ring, Clapper Retainer Plate, Cover Gasket | | |
| 4 | K040RCWKIT | \$1412.00 |
| 6 | K060RCWKIT | 1515.50 |

Items listed in shaded areas are non-cancellable and non-returnable.

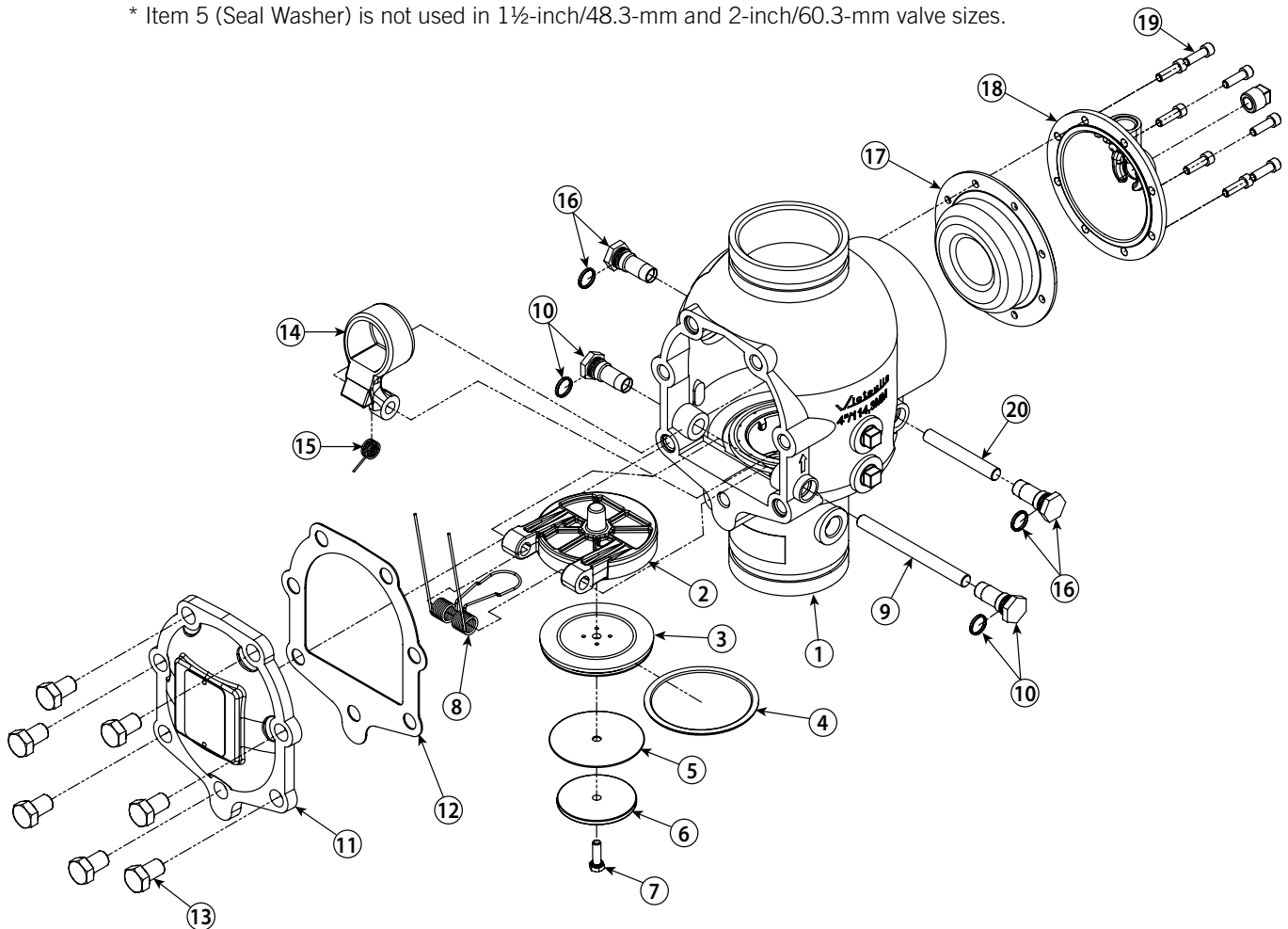
Fire Protection Valves and Devices

FireLock NXT™ Check Valve Exploded View (without Trim)

Bill of Materials

- | | | | |
|----|---|----|--|
| 1 | Valve Body | 11 | Cover Plate |
| 2 | Clapper | 12 | Cover Plate Gasket |
| 3 | Clapper Seal | 13 | Cover Plate Bolts |
| 4 | Seal Ring | 14 | Latch |
| 5 | Seal Washer * | 15 | Latch Spring |
| 6 | Seal Retaining Ring | 16 | Latch Spring Bushing and O-ring (Qty. 2) |
| 7 | Seal Assembly Bolt | 17 | Diaphragm |
| 8 | Clapper Spring | 18 | Diaphragm Cover |
| 9 | Clapper Shaft | 19 | Diaphragm Cover Cap Screws (Qty. 8) |
| 10 | Clapper Shaft Bushing and O-ring (Qty. 2) | 20 | Latch Shaft |

* Item 5 (Seal Washer) is not used in 1½-inch/48.3-mm and 2-inch/60.3-mm valve sizes.



The 1½-inch/48.3-mm and 2-inch/60.3-mm valve sizes contain washers under the heads of the cover plate bolts.

Fire Protection Valves and Devices

FireLock™ Fire-Pac Series 745 For Wet Systems



| Figure No. | Class | Type | Size Code | Series | Trim | Panel | Wiring | Compressor | Air Maint. | Color |
|--|-----------------|------|-----------|----------|-------------------------------------|----------|--------|------------|------------|-------|
| S - W - XXX - 745 - W0 - A - 1 - H - 4 - 1 * | Firelock Device | Wet | See Below | Fire-Pac | UL/FM Wet Valve with Retard Chamber | No Panel | UL | None | None | Red |
| | S | W | XXX | 745 | W0 | A | 1 | H | 4 | 1 |

* This is only an example; please see Fire-Pac Number Chart for complete figure number system.

| Fire-Pac for Wet Systems | | | | | | | | |
|---|--|---|----------------|-----------------|----------------|-----------------|-----------------|-----------------|
| | | Nominal Size inches/mm Size Code XXX | | | | | | |
| | | 1½/40 mm 014 | 2/50 mm 020 | 2½/65 mm 024 | 3/80 mm 030 | 4/100 mm 040 | 6/150 mm 060 | 8/200 mm 080 |
| Figure Number | | Base Price for Riser (Panel Not Included) | | | | | | |
| UL/FM Wet Valve with Retard Chamber S - W - XXX - 745 - W0 - A - 1 - H - 4 - 1 (Check options list on Fire-Pac Order Form) | | \$44173.00 | \$44665.50 | \$48914.50 | \$49180.00 | \$51789.50 | \$55248.00 | \$60944.00 |
| | | Approximate Weight Each lb | | | | | | |
| | | 430.0 | 470.0 | 516.0 | 522.0 | 600.0 | 660.0 | 940.0 |

NOTE: Items listed in shaded areas are non-cancellable and non-returnable.

FireLock™ Fire-Pac Series 745 For Dry Systems with Dry Valve Series 768N

| Figure No. | Class | Type | Size Code | Series | Trim | Panel | Wiring | Compressor | Air Maint. | Color |
|--|-----------------|------|-----------|----------|--------------|-----------|--------|------------|------------|-------|
| S - A - XXX - 745 - 01 - B - 1 - B - 1 - 1 * | Firelock Device | Dry | See Below | Fire-Pac | Dry Actuated | PDRP-2001 | UL | ½ hp | None | Red |
| | S | A | XXX | 745 | 01 | B | 1 | B | 1 | 1 |

* This is only an example; please see Fire-Pac Number Chart for complete figure number system.

| Fire-Pac for Dry Systems | | | | | | | | |
|--|--|---|----------------|-----------------|----------------|-----------------|-----------------|-----------------|
| | | Nominal Size inches/mm Size Code XXX | | | | | | |
| | | 1½/40 mm 014 | 2/50 mm 020 | 2½/65 mm 024 | 3/80 mm 030 | 4/100 mm 040 | 6/150 mm 060 | 8/200 mm 080 |
| Figure Number | | Base Price for Riser (Panel Not Included) | | | | | | |
| S - A - XXX - 745 - 01 - B - 1 - B - 1 - 1 (Check options list on Fire-Pac Order Form) | | \$59405.50 | \$59405.50 | \$59437.50 | \$59496.00 | \$60126.50 | \$62433.00 | POA |
| | | Approximate Weight Each lb. | | | | | | |
| | | 430.0 | 470.0 | 516.0 | 522.0 | 600.0 | 660.0 | 940.0 |

POA - Priced on application.

NOTE: Items listed in shaded areas are non-cancellable and non-returnable.

Fire Protection Valves and Devices

FireLock™ Fire-Pac Series 745 For Deluge Systems with Actuated Valve Series 769N

| Figure No. | Class | Type | Size Code | Series | Trim | Panel | Wiring | Compressor | Air Maint. | Color |
|--|-----------------|--------|-----------|----------|------------------|-----------|--------|------------|------------|-------|
| S - D - XXX - 745 - 03 - B - 1 - B - 1 - 1 * | Firelock Device | Deluge | See Below | Fire-Pac | Deluge Pneumatic | PDRP-2001 | UL | ½ hp | None | Red |
| | S | D | XXX | 745 | 03 | B | 1 | B | 1 | 1 |

* This is only an example; please see Fire-Pac Number Chart for complete figure number system.

| Fire-Pac for Deluge Systems | | | | | | | |
|---|----------------------------|----------------|-----------------|----------------|-----------------|-----------------|-----------------|
| Nominal Size inches/mm Size Code XXX | | | | | | | |
| Figure Number | | | | | | | |
| Base Price for Riser (Panel Not Included) | | | | | | | |
| | 1½/40 mm 014 | 2/50 mm 020 | 2½/65 mm 024 | 3/80 mm 030 | 4/100 mm 040 | 6/150 mm 060 | 8/200 mm 080 |
| Pneumatic Dry Pilot Release S - D - XXX - 745 - 03 - B - 1 - B - 1 - 1 (Check options list on Fire-Pac Order Form) | \$73849.00 | \$73849.00 | \$73849.00 | \$73959.00 | \$76676.00 | \$80544.00 | POA |
| Electric Solenoid Release S - D - XXX - 745 - 04 - B - 1 - B - 1 - 1 (Check options list on Fire-Pac Order Form) | 73457.50 | 73457.50 | 73457.50 | 73567.50 | 76284.50 | 80151.00 | POA |
| Wet Pilot Release S - D - XXX - 745 - 3B - B - A - 1 - H - 4 - 1 (Check options list on Fire-Pac Order Form) | 51622.50 | 51622.50 | 51622.50 | 51622.50 | 54449.50 | 58317.50 | POA |
| | Approximate Weight Each lb | | | | | | |
| | 430.0 | 470.0 | 516.0 | 522.0 | 600.0 | 660.0 | 940.0 |

POA - Priced on application.

NOTE: Items listed in shaded areas are non-cancellable and non-returnable.

Fire Protection Valves and Devices

FireLock Fire-Pac Series 745 For Preaction Systems with Actuated Valve Series 769N NXT

| Fig No. | Class | Type | Size Code | Series | Trim | Panel | Wiring | Compressor | Air Maint. | Color |
|--|-----------------|-----------|-----------|----------|-----------|-----------|--------|------------|------------|-------|
| S - P - XXX - 745 - 07 - B - 1 - B - 1 - 1 * | Firelock Device | Preaction | See Below | Fire-Pac | Preaction | PRDP-2001 | UL | 1/6 hp | None | Red |
| | S | P | XXX | 745 | 07 | B | 1 | B | 1 | 1 |

* This is only an example; please see Fire-Pac Number Chart for complete figure number system.

| Fire-Pac for Preaction Systems | | | | | | | | |
|---|---|----------------|-----------------|----------------|-----------------|-----------------|-----------------|--|
| Figure Number | Nominal Size inches/mm Size Code XXX | | | | | | | |
| | 1½/40 mm 014 | 2/50 mm 020 | 2½/65 mm 024 | 3/80 mm 030 | 4/100 mm 040 | 6/150 mm 060 | 8/200 mm 080 | |
| Base Price for Riser (Panel Not Included) | | | | | | | | |
| Double Interlock, Pneumatic/Electric Release S - P - XXX - 745 - 07 - B - 1 - B - 1 - 1 (Check options list on Fire-Pac Order Form) | \$76580.50 | \$76580.50 | \$76580.50 | \$76689.00 | \$80549.50 | \$83763.00 | POA | |
| Single/Double Interlock, Electric Release S - P - XXX - 745 - 05 - B - 1 - B - 1 - 1 (Check options list on Fire-Pac Order Form) | 73950.50 | 73950.50 | 73950.50 | 74064.50 | 76828.00 | 80706.50 | POA | |
| Double Interlock, Electric-Pneumatic/Electric Release S - P - XXX - 745 - 7B - B - 1 - B - 1 - 1 (Check options list on Fire-Pac Order Form) | 74101.50 | 74101.50 | 74101.50 | 74213.50 | 76981.00 | 80949.00 | POA | |
| Single Interlock, Pneumatic Release S - P - XXX - 745 - 7D - B - 1 - B - 1 - 1 (Check options list on Fire-Pac Order Form) | 74347.00 | 74347.00 | 74347.00 | 74456.00 | 77219.00 | 81099.00 | POA | |
| Double Interlock, Pneumatic/Pneumatic Release S - P - XXX - 745 - 08 - B - 1 - B - 1 - 1 (Check options list on Fire-Pac Order Form) | 76580.50 | 76580.50 | 76580.50 | 76686.50 | 80549.00 | 83762.50 | POA | |
| | Approximate Weight Each lb | | | | | | | |
| | 430.0 | 470.0 | 516.0 | 522.0 | 600.0 | 660.0 | 940.0 | |

POA - Priced on application.

NOTE: Items listed in shaded areas are non-cancellable and non-returnable.

Fire Protection Valves and Devices

FireLock™ Fire-Pac Options

ADDITIONAL CONTROL VALVE

| Size | Series 728 Ball Valve Grooved w/ 2-SPDT Pre-wired Switches | Shut-Off Valve Series 705 BFV Pre-Wired SPDT Switches | AutoConvert Trim Assembly (Preaction Systems Only) |
|--------|--|---|--|
| inches | Price Each | | |
| 1½ | \$982.50 | - | \$16392.00 |
| 2 | - | \$1521.50 | 16392.00 |
| 2½ | - | 1521.50 | 16392.00 |
| 3 | - | 1736.00 | 16392.00 |
| 4 | - | 1798.50 | 16392.00 |
| 6 | - | 2588.50 | 16392.00 |
| 8 | - | POA | POA |

POA - Priced on application.

| Panel Options | Price Each |
|---|------------|
| Dry Accelerator Series 746-LPA | \$3937.00 |
| Panel and Accessories (2 Modules Maximum) | |
| A - No Panel (Includes terminal for wiring connections only) | \$6863.50 |
| B - RP-2001 Panel (Includes Two - 12V, 12AH Batteries) | 16240.00 |
| C - RP-2001 Panel/4XTM | 18354.00 |
| D - RP-2001 Panel/4XTM/N-ANN-80 | 22597.50 |
| E - RP-2001 Panel/4XTM/N-ANN-I/O | 21213.00 |
| F - RP-2001 Panel/4XTM/N-ANN-RLY | 20792.00 |
| G - RP-2001 Panel/4XTM/N-ANN-80/N-ANN-I/O | 25456.50 |
| H - RP-2001 Panel/4XTM/N-ANN-80/N-ANN-RLY | 25035.50 |
| I - RP-2001 Panel/4XTM/N-ANN-I/O/N-ANN-RLY | 23652.00 |
| J - RP-2001 Panel/N-ANN-80 | 20484.00 |
| K - RP-2001 Panel/N-ANN-80/N-ANN-I/O | 23343.00 |
| L - RP-2001 Panel/N-ANN-80/N-ANN-RLY | 22921.50 |
| M - RP-2001 Panel/N-ANN-80/ANN-I/O/N-ANN-RLY | 25781.50 |
| N - RP-2001 Panel/N-ANN-I/O | 19099.00 |
| P - RP-2001 Panel/N-ANN-RLY | 18678.00 |
| Q - RP-2001 Panel/N-ANN-I/O/N-ANN-RLY | 21537.00 |
| R - Notifier 320 - Addressable Panel | 39205.50 |
| S - Secondary Addressable Ready Secondary Unit (no panel - XP10 card factory wired) | 8684.00 |
| 9 - Special | POA |

POA - Priced on application.

| Wiring Options | Price Each |
|--------------------------------|------------|
| 1 - Standard (US) UL - Class B | Incl. |
| 3 - US 220V 60 Hz - Class B | \$4693.00 |
| 4 - Standard - Class A | 2199.50 |
| A - Addressable Style 4 Wiring | Incl. |
| B - Addressable Style 6 Wiring | Incl. |
| C - Addressable Style 7 Wiring | Incl. |

| Compressor Options (Installed) | Price Each |
|--------------------------------|------------|
| B - 1/6 hp | \$6425.00 |
| C - 1/4 hp | 7335.50 |
| E - 1/2 hp | 9256.50 |
| F - 3/4 hp | 9954.50 |
| G - 1 hp | 17984.50 |
| H - None | Incl. |
| I - 1/6 hp with hour meter | 8742.00 |
| J - 1/4 hp with hour meter | 9652.00 |
| L - 1/2 hp with hour meter | 11573.00 |
| M - 3/4 hp with hour meter | 12271.50 |
| N - 1 hp with hour meter | 20301.00 |
| 9 - Special | POA |

For use with customer supplied air systems, which are not base or riser mounted compressors.

§ For use with base or riser mounted compressors (see air compressor options above).

NOTE: If Fire-Pac is being used in a foam system, please specify. Black pipe trim will be provided per NFPA 11 requirements.

POA - Priced on application.

| Air Maintenance Trim (AMT) | Price Each |
|--|------------|
| 1 - Base Mounted Air Compressor | Incl. |
| 2 - Regulated Air Maintenance Trim Assembly without Compressor | \$1538.50 |
| 3 - Regulated Air Maintenance Trim Assembly with Tank and Compressor | 4405.00 |
| 4 - No Compressor or Regulated Air Maintenance Trim Assembly | Incl. |
| N - Nitrogen Regulator and AMD kit for connecting one 310 SCF cylinder (cylinder not provided by Victaulic) | 2237.00 |
| 6 - Air Dryer/Filter with Base Mounted Air Compressor | 7296.50 |
| 7 - Air Dryer/Filter with Regulated Air Maintenance Trim Assembly with Tank and Compressor | 12699.50 |
| 8 - Air Dryer/Filter with Regulated Air Maintenance Trim Assembly with Tank, Compressor and Optional On/Off Switch | 14269.50 |
| A - Base Mounted Air Compressor with On/Off Switch | 1572.50 |
| C - Regulated Air Maintenance Trim Assembly with Tank and Compressor with Optional On/Off Switch | 7530.00 |
| 9 - Special | POA |

POA - Priced on application.

Items listed in shaded areas are non-cancellable and non-returnable.

Fire Protection Valves and Devices

| Cabinet Color/Style Options | Price Each |
|--|------------|
| 1 - Red, Pipe Feed and Drain Right | Incl. |
| A - Red, Pipe Feed and Drain Left | Incl. |
| 2 - Weatherproof, Pipe Feed and Drain Left | \$6801.50 |
| 3 - Weatherproof, Pipe Feed and Drain Right | 6801.50 |
| 4 - Weatherproof, Pipe Feed and Drain Bottom | 10574.00 |
| 5 - Pipe Feed and Drain Bottom | Incl. |
| B - Insulated and Heated, Weatherproof, Pipe Feed and Drain Bottom | 17185.50 |
| L - Insulated and Heated, Weatherproof, Pipe Feed and Drain Left | 13625.00 |
| N - NFPA 72 Bypass Test Switch Option | 3049.00 |
| R - Insulated and Heated, Weatherproof, Pipe Feed and Drain Right | 13625.00 |
| 9 - Special | POA |
| Add to the above for Right/Left Feed Option | |
| 1½" Weatherproof, Left or Right Feed Option | \$233.00 |
| 2" Weatherproof, Left or Right Feed Option | 251.50 |
| 2½" Weatherproof, Left or Right Feed Option | 755.00 |
| 3" Weatherproof, Left or Right Feed Option | 812.50 |
| 4" Weatherproof, Left or Right Feed Option | 1018.00 |
| 6" Weatherproof, Left or Right Feed Option | 1401.50 |
| 8" Weatherproof, Left or Right Feed Option | 2231.50 |
| Add to the above for Bottom Feed Option | |
| 1½" Bottom Feed Addition | \$297.50 |
| 2" Bottom Feed Addition | 244.00 |
| 2½" Bottom Feed Addition | 265.50 |
| 3" Bottom Feed Addition | 296.50 |
| 4" Bottom Feed Addition | 511.00 |
| 6" Bottom Feed Addition | 2792.00 |
| 8" Bottom Feed Addition | 3999.00 |

POA - Priced on application.

Items listed in shaded areas are non-cancellable and non-returnable.

Fire Protection Valves and Devices

This form must be filled out completely with each order and sent with your purchase order. Please FAX to your local Customer Care Center (see back cover for contact information).

Quantity (as specified below):

If units of different size, type, or trim are required, please attach additional form(s) with their specification(s) separately.

Firelock™ Series 745 Fire-Pac Order Form

Name/Company: _____
 Email: _____
 Phone: _____

| Class | Type | Size | Style Number | Trim Selection ⁸ | Panel Design | Applicable Wiring Code | Compressor Selection | Air Maintenance Selection | Cabinet Options/Color Selector |
|-------|--|---|--------------|---|--|--|---|--|---|
| 5 | A - Dry D - Deluge P - Reaction W - Wet | 014 1 1/2" 020 2" 024 2 1/8" 030 3" 040 4" 165 165.1 mm ¹ 060 6" 080 8" ¹¹ | 745 | 01 - Dry Actuated 1A - Dry Actuated with Added Control Valve 02 - Dry Actuated/Actuator ¹ 2A - Dry Actuated/Actuator with Added Control Valve ² 03 - Deluge Pneumatic Pilot Line 3A - Deluge Pneumatic Pilot Line with Added Control Valve 3B - Deluge Wet Pilot 3C - Deluge Wet Pilot Line with Added Control Valve 04 - Deluge Electric 4A - Deluge Electric with Added Control Valve 05 - Reaction Single-Interlocked Electric 5A - Reaction Single-Interlocked Electric with Added Control Valve 5B - Reaction Auto/convert Single-Interlocked Electric ¹² 5C - Reaction Auto/convert Single-Interlocked Electric with Added Control Valve ² 06 - Reaction Single-Interlocked Electric with Panel Cross-Zone ³ 6A - Reaction Single-Interlocked Electric with Panel Cross-Zone with Added Control Valve ³ 6B - Reaction Auto/convert Single-Interlocked Electric with Panel Cross-Zone ^{3,12} 6C - Reaction Auto/convert Single-Interlocked Electric with Panel Cross-Zone with Added Control Valve ^{3,12} 07 - Reaction Double-Interlocked Pneumatic/Electric ⁴ 7A - Reaction Double-Interlocked Pneumatic/Electric with Added Control Valve ⁴ 7B - Reaction Double-Interlocked Pneumatic/Electric ⁴ 7C - Reaction Double-Interlocked Electric/Pneumatic/Electric with Added Control Valve ⁴ 7D - Reaction Non-Interlocked ⁵ 7E - Reaction Auto/convert Double-Interlocked Pneumatic/Electric ^{12,18} 7F - Reaction Auto/convert Double-Interlocked Pneumatic/Electric with Added Control Valve ^{12,18} 7G - Reaction Auto/convert Double-Interlocked Electric/Pneumatic/Electric ^{12,19} 7H - Reaction Auto/convert Double-Interlocked Electric/Pneumatic/Electric ^{12,19} 7I - Reaction Auto/convert Double-Interlocked Electric/Pneumatic/Electric with Added Control Valve ^{12,19} 08 - Reaction Double-Interlocked Pneumatic/Pneumatic ¹⁶ 8A - Reaction Double-Interlocked Pneumatic/Pneumatic with Added Control Valve ¹⁶ W0 - UL/FM Wet Valve with Rear Chamber W2 - UL/FM Wet Valve with Rear Chamber and SPK Switches ¹³ W3 - V65/1 PG Wet Valve with Rear Chamber and FC Switches ¹³ 09 - Special | A - No Panel B - RP-200 Panel Includes two - 12V, 3.2AH Batteries) C - RP-200 Panel/4M D - RP-200 Panel/4M/AN-80 E - RP-200 Panel/4M/AN-10 F - RP-200 Panel/4M/AN-RV G - RP-200 Panel/4M/AN-80/AN-10 H - RP-200 Panel/4M/AN-80/AN-RV I - RP-200 Panel/4M/AN-10/AN-RV J - RP-200 Panel/AN-80 K - RP-200 Panel/AN-80/AN-10 L - RP-200 Panel/AN-80/AN-RV M - RP-200 Panel/AN-80/AN-10/AN-RV N - RP-200 Panel/AN-10 P - RP-200 Panel/AN-RV Q - RP-200 Panel/AN-10/AN-RV R - Notifier 320 - Addressable Panel ¹¹ S - Secondary Addressable Ready-Notifier MFS-30C - Addressable Canadian Panel T - Notifier MFS-30C - Addressable Canadian Panel Unit (No Panel Fit) ¹¹ U - Notifier MFS-30C - Addressable European Panel V - 220V 50Hz 9 - Special | 1 - Std. (US) UL Class B 2 - Canada/ULC Class B 3 - US/200/60 Hz Class B 4 - Standard Class A 5 - Canadian Class A 6 - 220V/60 Hz Class A ¹⁴ 7 - 220V 50 Hz Class A ¹⁴ 8 - 220V 50 Hz Class B ¹⁴ A - Addressable Style 4 Wiring B - Addressable Style 6 Wiring C - Addressable Style 7 Wiring N - 220V 50 Hz Class A New Zealand - Monitor Control Valves when Operated Signalled ¹⁴ P - 220V 50 Hz Class B New Zealand - Monitor Control Valves when Operated Signalled ¹⁴ | B - 1/4 hp C - 1/2 hp E - 1/2 hp F - 3/4 hp ^{15,16} G - 1 hp ^{15,16} H - None ⁵ I - 1/2 hp with Hour Meter J - 1/2 hp with Hour Meter K - 1/2 hp with Hour Meter L - 1/2 hp with Hour Meter M - 3/4 hp with Hour Meter ⁴ N - 1 hp with Hour Meter ⁴ 9 - Special ¹ | 1 - Base Mounted Air Compressor ⁶ 2 - Regulated Air Maintenance Assembly Without Compressor ⁷ 3 - Regulated Air Maintenance Assembly with Tank and Compressor 4 - No Compressor or Regulated Air Maintenance Assembly N - Nitrogen Regulator and AMD Kit for Connecting One 3105FC Cylinder (Cylinder Provided by Vicaulic) ³ 6 - Air Dyer/Filter with Base-Mounted Air Compressor 7 - Air Dyer/Filter with Regulated Air Maintenance Assembly with Tank and Compressor 8 - Air Dyer/Filter with Regulated Air Maintenance Assembly with Tank, Compressor, and Optional On/Off Switch A - Base-Mounted Air Compressor with On/Off Switch C - Regulated Air Maintenance Assembly with Tank and Compressor with Optional On/Off Switch 9 - Special ¹ | 1 - Red Pipe Feed and Drain Right 2 - Weatherproof Pipe 3 - Weatherproof Pipe Feed and Drain Left 4 - Weatherproof, Pipe Feed and Drain Right 5 - Pipe Feed and Drain Bottom A - Red Pipe Feed and Drain Left B - Insulated and Heated, Weatherproof Pipe Feed and Drain Bottom ⁸ L - Insulated and Heated, Weatherproof, Pipe Feed and Drain Left ⁸ N - NPA/27Bypass Test Switch Option R - Insulated and Heated, Weatherproof, Pipe Feed and Drain Right ⁸ 9 - Special - Any Other Color and/or Special Options ¹ |

¹ Contact Vicaulic for pricing and availability. supplied with 165.1 mm couplings
² Requires a Regulated Air Maintenance firm assembly (Option 3) with a tank
³ Electric Release with panel cross-zoned
⁴ Applies to Fire-Pac cabinets containing 2 1/2 - 8 inch/73.0 - 219.1 mm valve sizes only
⁵ When the 220 Volt wiring code is specified, the compressor must be ordered as 1/4 hp or 1/2 hp
⁶ WWRMILC Valves equipped with an actuator require Air Maintenance Selection #2 or #3
⁷ Regulated Air Maintenance firm assembly with a compressor for use with an external air source from a shop-at-system, tank-mounted air compressor, Nitrogen Regeneration System with tank, or a tank supplied gas source recommended under 125 psig/8.6 Bar.
⁸ 8 inch/219.1 mm valve trim may be piped from standard elements to accommodate cabinet fitting and chosen options, follow drawings for setup.
⁹ Option N requires Option H for compressor. Selection Option N has nitrogen pressure switch to augment a series the low air pressure switch (Signal when nitrogen tank cannot maintain 100-psi/6.9 Bar inlet pressure to AMD). NOTE: The nitrogen cylinder is not provided with the nitrogen fill kit.
¹⁰ All insulated and heated options to have low temperature alarms wired into panel or as auxiliary contact.
¹¹ These Fire-Pac options do not carry a UL Listing/FM Approval as an assembly, components are UL Listed/FM approved and installed as per the manufacturer's recommendations. All sizes of addressable panel options require the larger cabinet due to panel size not fitting in smaller cabinet.
¹² The RP-2000 Panel option is strongly recommended for any Auto/convert trim configurations.
¹³ Available in 3 - 6 inch/88.9 - 219.1 mm sizes only.
¹⁴ Not available in the US or Canada.
¹⁵ 1/4 HP and 1 HP compressor options shall require an Air Maintenance Device.
¹⁶ Utilizes the Vicaulic Series 798 Pneumatic actuator for use with a dry pilot line.
¹⁷ Utilizes Vicaulic High Pressure Solenoid and second air pressure switch wired for fire alarm. Second Pressure switch activation at 7 psi.
¹⁸ Utilizes Vicaulic Series 767 Electric Pneumatic actuator.
¹⁹ Utilizes Vicaulic Series 776 Low-pressure actuator and the High-pressure solenoid piped in parallel in the trim.
²⁰ Special when nitrogen tank cannot maintain 100-psi/6.9 Bar inlet pressure to AMD).





Victaulic® Hydraulic Control Valves



Victaulic® Hydraulic Control Valves

Electrically Operated
Remote Operation On/
Off †

SERIES 869Y-2D
BERMAD MODEL FP 400Y-2D



| Nominal Size inches | High Built Epoxy Red (Standard) * | |
|------------------------|-----------------------------------|------------|
| | Victaulic Part Code | Price Each |
| 1½ | S014869Y2D | \$9883.00 |
| 2 | S020869Y2D | 10352.50 |
| 2½ | S024869Y2D | 11350.00 |
| 3 | S030869Y2D | 12002.00 |
| 4 | S040869Y2D | 12800.50 |
| 6 | S060869Y2D | 15791.00 |
| 8 | S080869Y2D | 18581.50 |

NOTE: Items listed in shaded areas are non-cancellable and non-returnable.

* Standard configuration only. Other options and materials available upon request. Does not include control valve.

† Standard configuration with "A" trim includes gauges, drip check, drain, manual pull station, and all necessary trim for valve function.

ANSI Class 150 flange is available in all sizes. Grooved ANSI C606-81 is available for 2, 3, 4, 6 and 8".

Above pricing based on model FP-XXX-400Y-2D-V-C-VI-ER-4DC-NN-ADV. All other configurations are priced on application.

Electrical Pressure
Control On/Off Deluge
Valve †

SERIES 869Y-2DC
BERMAD MODEL FP 400Y-2DC



| Nominal Size inches | High Built Epoxy Red (Standard) * | |
|------------------------|-----------------------------------|------------|
| | Victaulic Part Code | Price Each |
| 1½ | S014869Y3A | \$11079.00 |
| 2 | S020869Y3A | 11549.00 |
| 2½ | S024869Y3A | 12546.50 |
| 3 | S030869Y3A | 13199.00 |
| 4 | S040869Y3A | 13996.00 |
| 6 | S060869Y3A | 16986.50 |
| 8 | S080869Y3A | 19778.50 |

NOTE: Items listed in shaded areas are non-cancellable and non-returnable.

* Standard configuration only. Other options and materials available upon request. Does not include control valve.

† Standard configuration with "A" trim includes gauges, drip check, drain, manual pull station, and all necessary trim for valve function.

ANSI Class 150 flange is available in all sizes. Grooved ANSI C606-81 is available for 2, 3, 4, 6 and 8".

Above pricing based on model FP-XXX-400Y-2DC-V-C-VI-ER-4-DC-NN-ADV. All other configurations are priced on application.

Classic Electric
Release Deluge †

SERIES 869Y-2M
BERMAD MODEL FP 400Y-2M



| Nominal Size inches | High Built Epoxy Red (Standard) * | |
|------------------------|-----------------------------------|------------|
| | Victaulic Part Code | Price Each |
| 1½ | - | \$9119.00 |
| 2 | - | 9590.50 |
| 2½ | - | 10592.00 |
| 3 | - | 11246.50 |
| 4 | - | 12047.00 |
| 6 | - | 15052.00 |
| 8 | - | 17856.50 |

NOTE: Items listed in shaded areas are non-cancellable and non-returnable.

* Standard configuration only. Other options and materials available upon request. Does not include control valve.

† Standard configuration with "A" trim includes gauges, drip check, drain, manual pull station, and all necessary trim for valve function.

ANSI Class 150 flange is available in all sizes. Grooved ANSI C606-81 is available for 2, 3, 4, 6 and 8".

Above pricing based on model FP-XXX-400Y-2M-V-C-VI-ER-4DC-NN-A. All other configurations are priced on application.

Automatic Sprinklers



How to Order FireLock™ Series Sprinklers

EXAMPLE - PART NUMBER:

DESCRIPTION:

S 2 7 - 1 B C - S 4 1 0

Assembly V27, ½" NPT, Standard Pendent, 155°F, Standard Response, K = 5.6, Plain Brass Finish

| Modifications, Release, Revision, Multiple Parts, Sequential | | Finish | | K-Factor (K/S.I.) | | Bulb or Response or Deflector Angle | | Temperature | | Deflector Coverage & Style | | Thread/Groove | | Style or Component* | |
|--|--|--------------|--|-----------------------|--|-------------------------------------|--|--------------------------|--|---|--|-----------------------------------|--|---------------------|--|
| 1 = Plain | | 1 = 2.8/40 | | Q = Quick Response | | A = 135°F/57°C | | 1 = Window Sprinkler | | 1 = ½" NPT | | 10 = V10 Window Sprinklers | | S = Sprinklers | |
| 2 = Chrome | | 2 = 3.0/43 | | R = Fast Response | | C = 155°F/68°C | | 2 = Foam Nozzle | | 2 = ¾" NPT | | 11 = V11 Sprinklers | | | |
| 3 = Bright Brass | | 3 = 3.5/51 | | S = Standard Response | | D = 165°F/74°C | | 3 = Spray Nozzle | | 3 = 1" NPT | | 12 = V12 Open Spray Nozzles | | | |
| 4 = White (RAL 9010) | | 4 = 5.6/80 | | 1 = 180° Spray Angle | | E = 175°F/79°C | | 4 = VdS/CE PEN | | 6 = 15 mm BSPT (½") | | 24 = V24 Sprinklers | | | |
| B = Black (RAL 9004) | | 5 = 8.0/115 | | 2 = 160° Spray Angle | | F = 200°F/93°C | | 5 = Specific Application | | 7 = 20 mm BSPT (¾") | | 25 = V25 Sprinklers | | | |
| G = Cream (RAL 9001) | | 6 = 11.2/161 | | 3 = 140° Spray Angle | | G = 212°F/100°C | | 6 = Cover plate | | 8 = 25 mm BSPT (1") | | 26 = V26 Sprinklers | | | |
| T = Taped | | 7 = 14.0/201 | | 4 = 125° Spray Angle | | H = 286°F/141°C | | A = STD UP | | F = ½" IGS™ Grooved without Style V9 Coupling | | 27 = V27 Sprinklers | | | |
| U = Reserved for special orders | | 8 = 16.8/241 | | 5 = 110° Spray Angle | | K = 360°F/182°C | | B = STD PEN | | G = ¾" IGS™ Grooved without Style V9 Coupling | | 28 = V28 Sprinklers | | | |
| X = Stainless steel | | 9 = 25.2/361 | | 6 = 95° Spray Angle | | M = Open | | C = STD HSW | | H = 1" IGS™ Grooved without Style V9 Coupling | | 29 = V29 Flush Sprinklers | | | |
| | | A = 4.2/61 | | 7 = 80° Spray Angle | | N = 162°F/72°C | | D = STD VSW | | J = ½" IGS™ Grooved with Style V9 Coupling | | 30 = V30 Sprinklers | | | |
| | | B = 4.1/59 | | 8 = 65° Spray Angle | | T = 500°F/260°C | | E = ECOH UP | | K = ¾" IGS™ Grooved with Style V9 Coupling | | 31 = V31 Sprinklers | | | |
| | | C = 1.2/17 | | | | | | F = ECOH PEN | | L = 1" IGS™ Grooved with Style V9 Coupling | | 32 = V32 Dry Concealed Sprinklers | | | |
| | | D = 1.8/26 | | | | | | G = ECLH HS | | | | 33 = V33 Dry Concealed Sprinklers | | | |
| | | E = 2.3/33 | | | | | | H = ECLH HS | | | | 34 = V34 Sprinklers | | | |
| | | F = 2.0/29 | | | | | | J = ECLH CNCL | | | | 35 = V35 VicFlex™ Dry Sprinklers | | | |
| | | G = 1.4/20 | | | | | | K = RES PEN | | | | 36 = V36 Dry Sprinklers | | | |
| | | H = 4.9/71 | | | | | | L = RES HSW | | | | 37 = V37 Concealed Sprinklers | | | |
| | | J = 3.2/46 | | | | | | M = RES PEN Flush | | | | 38 = V38 Concealed Sprinklers | | | |
| | | K = 6.9/99 | | | | | | N = RES CNCL | | | | 39 = V39 Concealed Sprinklers | | | |
| | | L = 7.2/104 | | | | | | P = STD CNCL | | | | 40 = V40 Dry Sprinklers | | | |
| | | M = 22.4/320 | | | | | | Q = INM STD UP** | | | | 42 = V42 Sprinklers | | | |
| | | N = 4.4/63 | | | | | | R = INM STD PEN** | | | | 44 = V44 Sprinklers | | | |
| | | 0 = N/A | | | | | | S = ESFR PEN | | | | 46 = V46 Sprinklers | | | |
| | | | | | | | | T = ESFR UP | | | | 47 = V47 Sprinklers | | | |
| | | | | | | | | U = STD PEN Flush | | | | 48 = V48 Sprinklers | | | |
| | | | | | | | | V = HSW CNCL | | | | 49 = V49 Sprinklers | | | |
| | | | | | | | | W = CNV | | | | 56 = V56 Sprinklers | | | |
| | | | | | | | | X = ECOH HSW | | | | 81 = V81 Sprinklers | | | |
| | | | | | | | | Y = Attic | | | | | | | |
| | | | | | | | | Z = ECOH CNCL | | | | | | | |

*Use double-digit numerals for assemblies, sub-assemblies and frames

**Intermediate Level Sprinklers with standard upright or pendent deflector.

ABBREVIATIONS

- UP Upright
- PEN Pendent
- ECOH Extended Coverage Ordinary Hazard
- ECLH Extended Coverage Light Hazard
- CNCL Concealed
- RES Residential
- INM Intermediate
- ESFR Early Suppression Fast Response
- CNV Conventional
- STD Standard
- HSW Horizontal Sidewall
- CMSA Control Mode Specific Application

Items listed in shaded areas and custom finishes are non-cancellable and non-returnable. Unopened, full boxes of standard product less than two years old will be accepted for return.

Net Adders for
Sprinklers

| Finish/Coating | Net Adder | Net Setup Charge per Color |
|---|-----------|----------------------------|
| Custom Color Heads, Escutcheons or Covers | \$15.50 | \$234.50 |

Net Adder is in addition to
base price for each applicable
sprinkler, escutcheon or cover.

Net Adders for
Vic Shield

| Description | Net Adder |
|------------------|-----------|
| Vic Shield | \$3.50 |
| PTFE Taped Heads | 1.50 |

PTFE Tape, Escutcheon, and
Paint Shield

Items listed in shaded areas and custom finishes are non-cancellable and non-returnable.
Unopened, full boxes of standard product less than two years old will be accepted for return.

FireLock™ Sprinklers – Standard Coverage

Series FL-QR
V2815

QUICK RESPONSE
K2.8 (4.0 SI)

Upright
½" NPT (15 mm BSPT) Thread
K2.8 (4.0 SI)

Refer to publication 41.01.



Upright – V2815



| Temp. Rating | | Victaulic Part Number | | Price Each |
|--|-----|-----------------------|--|------------|
| °F | C | Upright | | |
| PLAIN BRASS FINISH | | | | |
| 135 | 57 | S281AAQ110 | | \$51.00 |
| 155 | 68 | S281ACQ110 | | 51.00 |
| 175 | 79 | S281AEQ110 | | 51.00 |
| 200 | 93 | S281AFQ110 | | 51.00 |
| 286 | 141 | S281AJQ110 | | 51.00 |
| Open | | | | + |
| CHROME FINISH | | | | |
| 135 | 57 | S281AAQ120 | | \$55.50 |
| 155 | 68 | S281ACQ120 | | 55.50 |
| 175 | 79 | S281AEQ120 | | 55.50 |
| 200 | 93 | S281AFQ120 | | 55.50 |
| 286 | 141 | S281AJQ120 | | 55.50 |
| Open | | | | + |
| WHITE PAINT FINISH | | | | |
| 135 | 57 | S281AAQ140 | | \$55.50 |
| 155 | 68 | S281ACQ140 | | 55.50 |
| 175 | 79 | S281AEQ140 | | 55.50 |
| 200 | 93 | S281AFQ140 | | 55.50 |
| 286 | 141 | S281AJQ140 | | 55.50 |
| Open | | | | + |
| BRIGHT WHITE PAINT FINISH | | | | |
| 135 | 57 | S281AAQ1W0 | | \$55.50 |
| 155 | 68 | S281ACQ1W0 | | 55.50 |
| 175 | 79 | S281AEQ1W0 | | 55.50 |
| 200 | 93 | S281AFQ1W0 | | 55.50 |
| 286 | 141 | S281AJQ1W0 | | 55.50 |
| Open | | | | + |
| BLACK PAINT FINISH | | | | |
| 135 | 57 | S281AAQ1B0 | | \$58.50 |
| 155 | 68 | S281ACQ1B0 | | 58.50 |
| 175 | 79 | S281AEQ1B0 | | 58.50 |
| 200 | 93 | S281AFQ1B0 | | 58.50 |
| 286 | 141 | S281AJQ1B0 | | 58.50 |
| Open | | | | + |
| VC250 COATING | | | | |
| 135 | 57 | S281AAQ1N0 | | + |
| 155 | 68 | S281ACQ1N0 | | + |
| 175 | 79 | S281AEQ1N0 | | + |
| 200 | 93 | S281AFQ1N0 | | + |
| 286 | 141 | S281AJQ1N0 | | + |
| Open | | | | + |
| CUSTOM FINISH | | | | |
| Allow 4-6 weeks for samples of customer finish specifications. See Net Adders for Sprinklers at the beginning of this section for pricing information. | | | | |

+ Quoted on application. Contact Victaulic for pricing and availability.

Recommended Wrenches: V56 Open End. See Accessories for part number and pricing.

Items listed in shaded areas and custom finishes are non-cancellable and non-returnable. Unopened, full boxes of standard product less than two years old will be accepted for return.

FireLock™ Sprinklers – Standard Coverage

Series FL-QR
V2801

**QUICK RESPONSE
K2.8 (4.0 SI)**

**Pendent and Recessed
Pendent
½" NPT (15 mm BSPT) Thread
K2.8 (4.0 SI)**

Refer to publication 41.01.



Pendent – V2801



| Temp. Rating | | Victaulic Part Number | | Price Each |
|--|-----|-----------------------|--|------------|
| °F | °C | Pendent | | |
| PLAIN BRASS FINISH | | | | |
| 135 | 57 | S281BAQ110 | | \$51.00 |
| 155 | 68 | S281BCQ110 | | 51.00 |
| 175 | 79 | S281BEQ110 | | 51.00 |
| 200 | 93 | S281BFQ110 | | 51.00 |
| 286 | 141 | S281BJQ110 | | 51.00 |
| Open | | | | + |
| CHROME FINISH | | | | |
| 135 | 57 | S281BAQ120 | | \$55.50 |
| 155 | 68 | S281BCQ120 | | 55.50 |
| 175 | 79 | S281BEQ120 | | 55.50 |
| 200 | 93 | S281BFQ120 | | 55.50 |
| 286 | 141 | S281BJQ120 | | 55.50 |
| Open | | | | + |
| WHITE PAINT FINISH | | | | |
| 135 | 57 | S281BAQ140 | | \$55.50 |
| 155 | 68 | S281BCQ140 | | 55.50 |
| 175 | 79 | S281BEQ140 | | 55.50 |
| 200 | 93 | S281BFQ140 | | 55.50 |
| 286 | 141 | S281BJQ140 | | 55.50 |
| Open | | | | + |
| BRIGHT WHITE PAINT FINISH | | | | |
| 135 | 57 | S281BAQ1W0 | | \$55.50 |
| 155 | 68 | S281BCQ1W0 | | 55.50 |
| 175 | 79 | S281BEQ1W0 | | 55.50 |
| 200 | 93 | S281BFQ1W0 | | 55.50 |
| 286 | 141 | S281BJQ1W0 | | 55.50 |
| Open | | | | + |
| BLACK PAINT FINISH | | | | |
| 135 | 57 | S281BAQ1B0 | | \$58.50 |
| 155 | 68 | S281BCQ1B0 | | 58.50 |
| 175 | 79 | S281BEQ1B0 | | 58.50 |
| 200 | 93 | S281BFQ1B0 | | 58.50 |
| 286 | 141 | S281BJQ1B0 | | 58.50 |
| Open | | | | + |
| VC250 COATING | | | | |
| 135 | 57 | S281BAQ1N0 | | + |
| 155 | 68 | S281BCQ1N0 | | + |
| 175 | 79 | S281BEQ1N0 | | + |
| 200 | 93 | S281BFQ1N0 | | + |
| 286 | 141 | S281BJQ1N0 | | + |
| Open | | | | + |
| CUSTOM FINISH | | | | |
| Allow 4-6 weeks for samples of customer finish specifications. See Net Adders for Sprinklers at the beginning of this section for pricing information. | | | | |

+ Quoted on application. Contact Victaulic for pricing and availability.

Recommended Wrenches: V56-2 Recessed or V56 Open End. See Accessories for part number and pricing.

Items listed in shaded areas and custom finishes are non-cancellable and non-returnable. Unopened, full boxes of standard product less than two years old will be accepted for return.

FireLock™ Sprinklers – Standard Coverage

Series FL-QR
V4215

QUICK RESPONSE
K4.2 (6.0 SI)

Upright
½" NPT (15 mm BSPT) Thread
K4.2 (6.0 SI)

Refer to publication 41.01.



Upright – V4215



| Temp. Rating | | Victaulic Part Number | | Price Each |
|--|-----|-----------------------|--|------------|
| °F | °C | Upright | | |
| PLAIN BRASS FINISH | | | | |
| 135 | 57 | S421AAQA10 | | \$51.00 |
| 155 | 68 | S421ACQA10 | | 51.00 |
| 175 | 79 | S421AEQA10 | | 51.00 |
| 200 | 93 | S421AFQA10 | | 51.00 |
| 286 | 141 | S421AJQA10 | | 51.00 |
| Open | | S421AMQA10 | | + |
| CHROME FINISH | | | | |
| 135 | 57 | S421AAQA20 | | \$55.50 |
| 155 | 68 | S421ACQA20 | | 55.50 |
| 175 | 79 | S421AEQA20 | | 55.50 |
| 200 | 93 | S421AFQA20 | | 55.50 |
| 286 | 141 | S421AJQA20 | | 55.50 |
| Open | | S421AMQA20 | | + |
| WHITE PAINT FINISH | | | | |
| 135 | 57 | S421AAQA40 | | \$55.50 |
| 155 | 68 | S421ACQA40 | | 55.50 |
| 175 | 79 | S421AEQA40 | | 55.50 |
| 200 | 93 | S421AFQA40 | | 55.50 |
| 286 | 141 | S421AJQA40 | | 55.50 |
| Open | | S421AMQA40 | | + |
| BRIGHT WHITE PAINT FINISH | | | | |
| 135 | 57 | S421AAQAW0 | | \$55.50 |
| 155 | 68 | S421ACQAW0 | | 55.50 |
| 175 | 79 | S421AEQAW0 | | 55.50 |
| 200 | 93 | S421AFQAW0 | | 55.50 |
| 286 | 141 | S421AJQAW0 | | 55.50 |
| Open | | S421AMQAW0 | | + |
| BLACK PAINT FINISH | | | | |
| 135 | 57 | S421AAQAB0 | | \$58.50 |
| 155 | 68 | S421ACQAB0 | | 58.50 |
| 175 | 79 | S421AEQAB0 | | 58.50 |
| 200 | 93 | S421AFQAB0 | | 58.50 |
| 286 | 141 | S421AJQAB0 | | 58.50 |
| Open | | S421AMQAB0 | | + |
| VC250 COATING | | | | |
| 135 | 57 | S421AAQAN0 | | + |
| 155 | 68 | S421ACQAN0 | | + |
| 175 | 79 | S421AEQAN0 | | + |
| 200 | 93 | S421AFQAN0 | | + |
| 286 | 141 | S421AJQAN0 | | + |
| Open | | S421AMQAN0 | | + |
| CUSTOM FINISH | | | | |
| Allow 4-6 weeks for samples of customer finish specifications. See Net Adders for Sprinklers at the beginning of this section for pricing information. | | | | |

+ Quoted on application. Contact Victaulic for pricing and availability.

Recommended Wrenches: V56 Open End. See Accessories for part number and pricing.

Items listed in shaded areas and custom finishes are non-cancellable and non-returnable. Unopened, full boxes of standard product less than two years old will be accepted for return.

FireLock™ Sprinklers – Standard Coverage

Series FL-QR
V4201

**QUICK RESPONSE
K4.2 (6.0 SI)**

**Pendent and Recessed
Pendent
½" NPT (15 mm BSPT) Thread
K4.2 (6.0 SI)**

Refer to publication 41.01.



Pendent – V4201



| Temp. Rating | | Victaulic Part Number | | Price Each |
|--|-----|-----------------------|--|------------|
| °F | °C | Pendent | | |
| PLAIN BRASS FINISH | | | | |
| 135 | 57 | S421BAQA10 | | \$51.00 |
| 155 | 68 | S421BCQA10 | | 51.00 |
| 175 | 79 | S421BEQA10 | | 51.00 |
| 200 | 93 | S421BFQA10 | | 51.00 |
| 286 | 141 | S421BJQA10 | | 51.00 |
| Open | | | | + |
| CHROME FINISH | | | | |
| 135 | 57 | S421BAQA20 | | \$55.50 |
| 155 | 68 | S421BCQA20 | | 55.50 |
| 175 | 79 | S421BEQA20 | | 55.50 |
| 200 | 93 | S421BFQA20 | | 55.50 |
| 286 | 141 | S421BJQA20 | | 55.50 |
| Open | | | | + |
| WHITE PAINT FINISH | | | | |
| 135 | 57 | S421BAQA40 | | \$55.50 |
| 155 | 68 | S421BCQA40 | | 55.50 |
| 175 | 79 | S421BEQA40 | | 55.50 |
| 200 | 93 | S421BFQA40 | | 55.50 |
| 286 | 141 | S421BJQA40 | | 55.50 |
| Open | | | | + |
| BRIGHT WHITE PAINT FINISH | | | | |
| 135 | 57 | S421BAQAW0 | | \$55.50 |
| 155 | 68 | S421BCQAW0 | | 55.50 |
| 175 | 79 | S421BEQAW0 | | 55.50 |
| 200 | 93 | S421BFQAW0 | | 55.50 |
| 286 | 141 | S421BJQAW0 | | 55.50 |
| Open | | | | + |
| BLACK PAINT FINISH | | | | |
| 135 | 57 | S421BAQAB0 | | \$58.50 |
| 155 | 68 | S421BCQAB0 | | 58.50 |
| 175 | 79 | S421BEQAB0 | | 58.50 |
| 200 | 93 | S421BFQAB0 | | 58.50 |
| 286 | 141 | S421BJQAB0 | | 58.50 |
| Open | | | | + |
| VC250 COATING | | | | |
| 135 | 57 | S421BAQAN0 | | + |
| 155 | 68 | S421BCQAN0 | | + |
| 175 | 79 | S421BEQAN0 | | + |
| 200 | 93 | S421BFQAN0 | | + |
| 286 | 141 | S421BJQAN0 | | + |
| Open | | | | + |
| CUSTOM FINISH | | | | |
| Allow 4-6 weeks for samples of customer finish specifications. See Net Adders for Sprinklers at the beginning of this section for pricing information. | | | | |

+ Quoted on application. Contact Victaulic for pricing and availability.

Recommended Wrenches: V56-2 Recessed or V56 Open End. See Accessories for part number and pricing.

Items listed in shaded areas and custom finishes are non-cancellable and non-returnable. Unopened, full boxes of standard product less than two years old will be accepted for return.

FireLock™ Sprinklers – Standard Coverage

Series FL-QR
V2704 and V2708
Installation-Ready™

QUICK RESPONSE
K5.6 (8.1 SI)

Upright, Pendent and Recessed Pendent

½" IGS™ (15 mm) Groove or
½" NPT (15 mm) Thread
K5.6 (8.1 SI)

UL Listed for 250 psi

Refer to publication 41.01



Upright V2704
with Style
V9 Sprinkler
Coupling

Pendent V2708
with Style
V9 Sprinkler
Coupling



Upright
V2704

Pendent
V2708



Recessed Pendent ††
V2708



| Temp. Rating | | Victaulic Part Number | | Price Each | |
|--|-----|-----------------------|------------|------------|---------|
| °F | °C | Upright | Pendent | Upright | Pendent |
| IGS™ Groove with Style V9 Coupling | | | | | |
| PLAIN BRASS FINISH | | | | | |
| 155 | 68 | S27JACQ410 | S27JBCQ410 | \$63.50 | \$63.50 |
| 200 | 93 | S27JAFQ410 | S27JBFQ410 | 63.50 | 63.50 |
| 286 | 141 | S27JAJQ410 | S27JBJQ410 | 63.50 | 63.50 |
| Threaded Connection | | | | | |
| PLAIN BRASS FINISH | | | | | |
| 135 | 57 | S271AAQ410 | S271BAQ410 | \$26.50 | \$26.50 |
| 155 | 68 | S271ACQ410 | S271BCQ410 | 26.50 | 26.50 |
| 175 | 79 | S271AEQ410 | S271BEQ410 | 26.50 | 26.50 |
| 200 | 93 | S271AFQ410 | S271BFQ410 | 26.50 | 26.50 |
| 286 | 141 | S271AJQ410 | S271BJQ410 | 26.50 | 26.50 |
| CHROME FINISH | | | | | |
| 135 | 57 | S271AAQ420 | S271BAQ420 | \$43.50 | \$28.50 |
| 155 | 68 | S271ACQ420 | S271BCQ420 | 43.50 | 28.50 |
| 175 | 79 | S271AEQ420 | S271BEQ420 | 43.50 | 28.50 |
| 200 | 93 | S271AFQ420 | S271BFQ420 | 43.50 | 28.50 |
| 286 | 141 | S271AJQ420 | S271BJQ420 | 43.50 | 28.50 |
| WHITE PAINT FINISH | | | | | |
| 135 | 57 | S271AAQ440 | S271BAQ440 | \$43.50 | \$28.50 |
| 155 | 68 | S271ACQ440 | S271BCQ440 | 43.50 | 28.50 |
| 175 | 79 | S271AEQ440 | S271BEQ440 | 43.50 | 28.50 |
| 200 | 93 | S271AFQ440 | S271BFQ440 | 43.50 | 28.50 |
| 286 | 141 | S271AJQ440 | S271BJQ440 | 43.50 | 28.50 |
| BRIGHT WHITE PAINTED FINISH | | | | | |
| 135 | 57 | S271AAQ4W0 | S271BAQ4W0 | \$43.50 | \$28.50 |
| 155 | 68 | S271ACQ4W0 | S271BCQ4W0 | 43.50 | 28.50 |
| 175 | 79 | S271AEQ4W0 | S271BEQ4W0 | 43.50 | 28.50 |
| 200 | 93 | S271AFQ4W0 | S271BFQ4W0 | 43.50 | 28.50 |
| 286 | 141 | S271AJQ4W0 | S271BJQ4W0 | 43.50 | 28.50 |
| BLACK PAINT FINISH | | | | | |
| 135 | 57 | S271AAQ4B0 | S271BAQ4B0 | \$45.50 | \$45.50 |
| 155 | 68 | S271ACQ4B0 | S271BCQ4B0 | 45.50 | 45.50 |
| 175 | 79 | S271AEQ4B0 | S271BEQ4B0 | 45.50 | 45.50 |
| 200 | 93 | S271AFQ4B0 | S271BFQ4B0 | 45.50 | 45.50 |
| 286 | 141 | S271AJQ4B0 | S271BJQ4B0 | 45.50 | 45.50 |
| VC250 COATING | | | | | |
| 135 | 57 | S271AAQ4N0 | S271BAQ4N0 | + | + |
| 155 | 68 | S271ACQ4N0 | S271BCQ4N0 | + | + |
| 175 | 79 | S271AEQ4N0 | S271BEQ4N0 | + | + |
| 200 | 93 | S271AFQ4N0 | S271BFQ4N0 | + | + |
| 286 | 141 | S271AJQ4N0 | S271BJQ4N0 | + | + |
| CUSTOM FINISH | | | | | |
| Allow 4-6 weeks for samples of customer finish specifications. See Net Adders for Sprinklers at the beginning of this section for pricing information. | | | | | |

+ Quoted on application. Contact Victaulic for pricing and availability.

† For recessed pendent, order pendent unit and corresponding recessed escutcheon. Specify ½" or ¾" adjustment. Weather resistant recessed escutcheons available, see Accessories for details.

NOTE: When applicable, VC-250 should be used in conjunction with stainless steel escutcheons.

Recommended Wrenches: V27 Open End, V27-2 Concealed Recessed. See Accessories for part number and price.

†† Capped packaging available. Contact Victaulic for details.

Not all temperature ratings are listed and approved for recessed applications. Refer to product specifications for details.

Items listed in shaded areas and custom finishes are non-cancellable and non-returnable.
Unopened, full boxes of standard product less than two years old will be accepted for return.

FireLock™ Sprinklers – Standard Coverage

Series FL-QR
V3402 and V3406
Installation-Ready™

**QUICK RESPONSE
K8.0 (11.5 SI)**

**Upright, Pendent and Recessed
Pendent**

**¾" (20 mm) IGS™ Groove or
¾" NPT (20 mm BSPT) Thread
1½" (14 mm) Orifice
K8.0 (11.5 SI)**

Refer to publication 41.01.



Upright V3402 with Style V9 Sprinkler Coupling
Pendent V3406 with Style V9 Sprinkler Coupling



Upright V3402
Pendent V3406



Recessed Pendent ‡ V3406



| Temp. Rating | | Victaulic Part Number | | Price Each | |
|--|-----|-----------------------|------------|------------|---------|
| °F | °C | Upright | Pendent | Upright | Pendent |
| IGS™ Groove with Style V9 Coupling | | | | | |
| PLAIN BRASS FINISH | | | | | |
| 155 | 68 | S34KACQ510 | S34KBCQ510 | \$77.50 | \$64.50 |
| 200 | 93 | S34KAFQ510 | S34KBFQ510 | 77.50 | 64.50 |
| 286 | 141 | S34KAJQ510 | S34KBJQ510 | 77.50 | 64.50 |
| Threaded Connection | | | | | |
| PLAIN BRASS FINISH | | | | | |
| 135 | 57 | S342AAQ510 | S342BAQ510 | \$40.50 | \$40.50 |
| 155 | 68 | S342ACQ510 | S342BCQ510 | 40.50 | 40.50 |
| 175 | 79 | S342AEQ510 | S342BEQ510 | 40.50 | 40.50 |
| 200 | 93 | S342AFQ510 | S342BFQ510 | 40.50 | 40.50 |
| 286 | 141 | S342AJQ510 | S342BJQ510 | 40.50 | 40.50 |
| CHROME FINISH | | | | | |
| 135 | 57 | S342AAQ520 | S342BAQ520 | \$59.50 | \$62.00 |
| 155 | 68 | S342ACQ520 | S342BCQ520 | 59.50 | 62.00 |
| 175 | 79 | S342AEQ520 | S342BEQ520 | 59.50 | 62.00 |
| 200 | 93 | S342AFQ520 | S342BFQ520 | 59.50 | 62.00 |
| 286 | 141 | S342AJQ520 | S342BJQ520 | 59.50 | 62.00 |
| WHITE PAINT FINISH | | | | | |
| 135 | 57 | S342AAQ540 | S342BAQ540 | \$59.50 | \$62.00 |
| 155 | 68 | S342ACQ540 | S342BCQ540 | 59.50 | 62.00 |
| 175 | 79 | S342AEQ540 | S342BEQ540 | 59.50 | 62.00 |
| 200 | 93 | S342AFQ540 | S342BFQ540 | 59.50 | 62.00 |
| 286 | 141 | S342AJQ540 | S342BJQ540 | 59.50 | 62.00 |
| BRIGHT WHITE PAINT FINISH | | | | | |
| 135 | 57 | S342AAQ5W0 | S342BAQ5W0 | \$59.50 | \$62.00 |
| 155 | 68 | S342ACQ5W0 | S342BCQ5W0 | 59.50 | 62.00 |
| 175 | 79 | S342AEQ5W0 | S342BEQ5W0 | 59.50 | 62.00 |
| 200 | 93 | S342AFQ5W0 | S342BFQ5W0 | 59.50 | 62.00 |
| 286 | 141 | S342AJQ5W0 | S342BJQ5W0 | 59.50 | 62.00 |
| BLACK PAINT FINISH | | | | | |
| 135 | 57 | S342AAQ5B0 | S342BAQ5B0 | \$62.50 | \$62.50 |
| 155 | 68 | S342ACQ5B0 | S342BCQ5B0 | 62.50 | 62.50 |
| 175 | 79 | S342AEQ5B0 | S342BEQ5B0 | 62.50 | 62.50 |
| 200 | 93 | S342AFQ5B0 | S342BFQ5B0 | 62.50 | 62.50 |
| 286 | 141 | S342AJQ5B0 | S342BJQ5B0 | 62.50 | 62.50 |
| VC250 COATING | | | | | |
| 135 | 57 | S342AAQ5N0 | S342BAQ5N0 | + | + |
| 155 | 68 | S342ACQ5N0 | S342BCQ5N0 | + | + |
| 175 | 79 | S342AEQ5N0 | S342BEQ5N0 | + | + |
| 200 | 93 | S342AFQ5N0 | S342BFQ5N0 | + | + |
| 286 | 141 | S342AJQ5N0 | S342BJQ5N0 | + | + |
| CUSTOM FINISH | | | | | |
| Allow 4-6 weeks for samples of customer finish specifications. See Net Adders for Sprinklers at the beginning of this section for pricing information. | | | | | |

Recommended Wrenches: V34 Open End; V34 Recessed. See Accessories for part number and pricing.

‡ For recessed pendent, order pendent unit and corresponding recessed escutcheon. Specify ½" or ¾" adjustment. Weather resistant recessed escutcheons available, see Accessories for details.

+ Quoted on application. Contact Victaulic for pricing and availability.

NOTE: When applicable, VC-250 should be used in conjunction with stainless steel escutcheons.

Not all temperature ratings are listed and approved for recessed applications. Refer to product specifications for details.

Items listed in shaded areas and custom finishes are non-cancellable and non-returnable. Unopened, full boxes of standard product less than two years old will be accepted for return.

FireLock™ Sprinklers – Standard Coverage

Series FL-QR/SW
V2826

**QUICK RESPONSE
K2.8 (4.0 SI)**

**Horizontal Sidewall and
Recessed Horizontal Sidewall
½" NPT (15 mm BSPT) Thread
K2.8 (4.0 SI)**

Refer to publication 41.02.



Horizontal Sidewall – V2826



| Temp. Rating | | Victaulic Part Number | | Price Each |
|----------------------------------|-----|-----------------------|--|------------|
| °F | °C | Horizontal Sidewall | | |
| PLAIN BRASS FINISH | | | | |
| 135 | 57 | S281CAQ110 | | \$49.00 |
| 155 | 68 | S281CCQ110 | | 49.00 |
| 175 | 79 | S281CEQ110 | | 49.00 |
| 200 | 93 | S281CFQ110 | | 49.00 |
| 286 | 141 | S281CJQ110 | | 49.00 |
| CHROME FINISH | | | | |
| 135 | 57 | S281CAQ120 | | \$49.00 |
| 155 | 68 | S281CCQ120 | | 49.00 |
| 175 | 79 | S281CEQ120 | | 49.00 |
| 200 | 93 | S281CFQ120 | | 49.00 |
| 286 | 141 | S281CJQ120 | | 49.00 |
| WHITE PAINT FINISH | | | | |
| 135 | 57 | S281CAQ140 | | \$49.00 |
| 155 | 68 | S281CCQ140 | | 49.00 |
| 175 | 79 | S281CEQ140 | | 49.00 |
| 200 | 93 | S281CFQ140 | | 49.00 |
| 286 | 141 | S281CJQ140 | | 49.00 |
| BRIGHT WHITE PAINT FINISH | | | | |
| 135 | 57 | S281CAQ1W0 | | \$49.00 |
| 155 | 68 | S281CCQ1W0 | | 49.00 |
| 175 | 79 | S281CEQ1W0 | | 49.00 |
| 200 | 93 | S281CFQ1W0 | | 49.00 |
| 286 | 141 | S281CJQ1W0 | | 49.00 |
| BLACK PAINT FINISH | | | | |
| 135 | 57 | S281CAQ1B0 | | \$56.50 |
| 155 | 68 | S281CCQ1B0 | | 56.50 |
| 175 | 79 | S281CEQ1B0 | | 56.50 |
| 200 | 93 | S281CFQ1B0 | | 56.50 |
| 286 | 141 | S281CJQ1B0 | | 56.50 |
| VC250 COATING | | | | |
| 135 | 57 | S281CAQ1N0 | | + |
| 155 | 68 | S281CCQ1N0 | | + |
| 175 | 79 | S281CEQ1N0 | | + |
| 200 | 93 | S281CFQ1N0 | | + |
| 286 | 141 | S281CJQ1N0 | | + |

Recommended Wrenches: V56-2 Recessed or V56 Open End. See Accessories for part number and pricing.

+ Quoted on application. Contact Victaulic for pricing and availability.

Items listed in shaded areas and custom finishes are non-cancellable and non-returnable. Unopened, full boxes of standard product less than two years old will be accepted for return.

FireLock™ Sprinklers – Standard Coverage

Series FL-QR/SW
V4226

**QUICK RESPONSE
K4.2 (6.1 SI)**

**Horizontal Sidewall and
Recessed Horizontal Sidewall
½" NPT (15 mm BSPT) Thread
K4.2 (6.1 SI)**

Refer to publication 41.02.



Horizontal Sidewall – V4226



| Temp. Rating | | Victaulic Part Number | Price Each |
|----------------------------------|-----|-----------------------|------------|
| °F | °C | Horizontal Sidewall | |
| PLAIN BRASS FINISH | | | |
| 135 | 57 | S421CAQA10 | \$49.00 |
| 155 | 68 | S421CCQA10 | 49.00 |
| 175 | 79 | S421CEQA10 | 49.00 |
| 200 | 93 | S421CFQA10 | 49.00 |
| 286 | 141 | S421CJQA10 | 49.00 |
| CHROME FINISH | | | |
| 135 | 57 | S421CAQA20 | \$49.00 |
| 155 | 68 | S421CCQA20 | 49.00 |
| 175 | 79 | S421CEQA20 | 49.00 |
| 200 | 93 | S421CFQA20 | 49.00 |
| 286 | 141 | S421CJQA20 | 49.00 |
| WHITE PAINT FINISH | | | |
| 135 | 57 | S421CAQA40 | \$49.00 |
| 155 | 68 | S421CCQA40 | 49.00 |
| 175 | 79 | S421CEQA40 | 49.00 |
| 200 | 93 | S421CFQA40 | 49.00 |
| 286 | 141 | S421CJQA40 | 49.00 |
| BRIGHT WHITE PAINT FINISH | | | |
| 135 | 57 | S421CAQAW0 | \$49.00 |
| 155 | 68 | S421CCQAW0 | 49.00 |
| 175 | 79 | S421CEQAW0 | 49.00 |
| 200 | 93 | S421CFQAW0 | 49.00 |
| 286 | 141 | S421CJQAW0 | 49.00 |
| BLACK PAINT FINISH | | | |
| 135 | 57 | S421CAQAB0 | \$56.50 |
| 155 | 68 | S421CCQAB0 | 56.50 |
| 175 | 79 | S421CEQAB0 | 56.50 |
| 200 | 93 | S421CFQAB0 | 56.50 |
| 286 | 141 | S421CJQAB0 | 56.50 |
| VC250 COATING | | | |
| 135 | 57 | S421CAQANO | + |
| 155 | 68 | S421CCQANO | + |
| 175 | 79 | S421CEQANO | + |
| 200 | 93 | S421CFQANO | + |
| 286 | 141 | S421CJQANO | + |

Recommended Wrenches: V56-2 Recessed or V56 Open End. See Accessories for part number and pricing.

+ Quoted on application. Contact Victaulic for pricing and availability.

Items listed in shaded areas and custom finishes are non-cancellable and non-returnable.
Unopened, full boxes of standard product less than two years old will be accepted for return.


FireLock™ Sprinklers – Standard Coverage

Series FL-QR/SW
V2710
Installation-Ready™

QUICK RESPONSE
K5.6 (8.1 SI)

Horizontal Sidewall and Recessed Horizontal Sidewall ½" (15 mm) IGS™ Groove or ½" NPT (15 mm BSPT) Thread ½" (13 mm) Orifice
K5.6 (8.1 SI)
UL Listed for 250 psi

Refer to publication 41.02.



Horizontal Sidewall V2710 with Style V9 Sprinkler Coupling



Standard Horizontal Sidewall V2710



Recessed Horizontal Sidewall †† V2710



| Temp. Rating | | Victaulic Part Number | | Price Each |
|--|-----|-----------------------|--|------------|
| °F | °C | Horizontal Sidewall | | |
| IGS™ Groove with Style V9 Coupling | | | | |
| PLAIN BRASS FINISH | | | | |
| 155 | 68 | S27JCCQ410 | | \$85.00 |
| 200 | 93 | S27JCFQ410 | | 85.00 |
| 286 | 141 | S27JCJQ410 | | 85.00 |
| Threaded Connection | | | | |
| PLAIN BRASS FINISH | | | | |
| 135 | 57 | S271CAQ410 | | \$49.00 |
| 155 | 68 | S271CCQ410 | | 49.00 |
| 175 | 79 | S271CEQ410 | | 49.00 |
| 200 | 93 | S271CFQ410 | | 49.00 |
| 286 | 141 | S271CJQ410 | | 49.00 |
| CHROME FINISH | | | | |
| 135 | 57 | S271CAQ420 | | \$49.00 |
| 155 | 68 | S271CCQ420 | | 49.00 |
| 175 | 79 | S271CEQ420 | | 49.00 |
| 200 | 93 | S271CFQ420 | | 49.00 |
| 286 | 141 | S271CJQ420 | | 49.00 |
| WHITE PAINT FINISH | | | | |
| 135 | 57 | S271CAQ440 | | \$49.00 |
| 155 | 68 | S271CCQ440 | | 49.00 |
| 175 | 79 | S271CEQ440 | | 49.00 |
| 200 | 93 | S271CFQ440 | | 49.00 |
| 286 | 141 | S271CJQ440 | | 49.00 |
| BRIGHT WHITE PAINT FINISH | | | | |
| 135 | 57 | S271CAQ4W0 | | \$49.00 |
| 155 | 68 | S271CCQ4W0 | | 49.00 |
| 175 | 79 | S271CEQ4W0 | | 49.00 |
| 200 | 93 | S271CFQ4W0 | | 49.00 |
| 286 | 141 | S271CJQ4W0 | | 49.00 |
| BLACK PAINT FINISH | | | | |
| 135 | 57 | S271CAQ4B0 | | \$56.50 |
| 155 | 68 | S271CCQ4B0 | | 56.50 |
| 175 | 79 | S271CEQ4B0 | | 56.50 |
| 200 | 93 | S271CFQ4B0 | | 56.50 |
| 286 | 141 | S271CJQ4B0 | | 56.50 |
| VC250 COATING | | | | |
| 135 | 57 | S271CAQ4N0 | | + |
| 155 | 68 | S271CCQ4N0 | | + |
| 175 | 79 | S271CEQ4N0 | | + |
| 200 | 93 | S271CFQ4N0 | | + |
| 286 | 141 | S271CJQ4N0 | | + |
| CUSTOM FINISH | | | | |
| Allow 4-6 weeks for samples of customer finish specifications. See Net Adders for Sprinklers at the beginning of this section for pricing information. | | | | |

+ Quoted on application. Contact Victaulic for pricing and availability.

Recommended Wrenches: V27 Open End, V27-2 Concealed Recessed. See Accessories for part number and price.

NOTE: When applicable, VC-250 should be used in conjunction with stainless steel escutcheons.

‡ For recessed horizontal sidewall, order horizontal sidewall unit and corresponding recessed escutcheon. Specify ½" or ¾" adjustment. Weather resistant recessed escutcheons available, see Accessories for details.

† Capped packaging available. Contact Victaulic for details.

Not all temperature ratings are listed and approved for recessed applications. Refer to product specifications for details.

Items listed in shaded areas and custom finishes are non-cancellable and non-returnable. Unopened, full boxes of standard product less than two years old will be accepted for return.

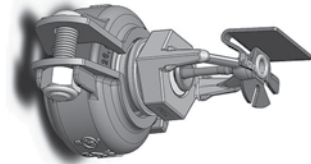
FireLock™ Sprinklers – Standard Coverage

Series FL-QR/SW
V3410
Installation-Ready™


**QUICK RESPONSE
K8.0 (11.5 SI)**

**Horizontal Sidewall and
Recessed Horizontal Sidewall
¾" (20 mm) IGS™ Groove or
¾" NPT (20 mm BSPT) Thread
1⅞" (14 mm) Orifice
K8.0 (11.5 SI)**


Refer to publication 41.02.



Horizontal Sidewall V3410
with Style V9 Coupling



Standard Horizontal Sidewall
V3410



Recessed Horizontal Sidewall ‡
V3410



| Temp. Rating | | Victaulic Part Number | | Price Each |
|--|-----|-----------------------|--|------------|
| °F | °C | Horizontal Sidewall | | |
| IGS™ Groove with Style V9 Coupling | | | | |
| PLAIN BRASS FINISH | | | | |
| 155 | 68 | S34KCCQ510 | | \$145.00 |
| 200 | 93 | S34KCFQ510 | | 145.00 |
| 286 | 141 | S34KCJQ510 | | 145.00 |
| Threaded Connection | | | | |
| PLAIN BRASS FINISH | | | | |
| 135 | 57 | S342CAQ510 | | \$117.50 |
| 155 | 68 | S342CCQ510 | | 117.50 |
| 175 | 79 | S342CEQ510 | | 117.50 |
| 200 | 93 | S342CFQ510 | | 117.50 |
| 286 | 141 | S342CJQ510 | | 117.50 |
| CHROME FINISH | | | | |
| 135 | 57 | S342CAQ520 | | \$120.50 |
| 155 | 68 | S342CCQ520 | | 120.50 |
| 175 | 79 | S342CEQ520 | | 120.50 |
| 200 | 93 | S342CFQ520 | | 120.50 |
| 286 | 141 | S342CJQ520 | | 120.50 |
| WHITE PAINT FINISH | | | | |
| 135 | 57 | S342CAQ540 | | \$120.50 |
| 155 | 68 | S342CCQ540 | | 120.50 |
| 175 | 79 | S342CEQ540 | | 120.50 |
| 200 | 93 | S342CFQ540 | | 120.50 |
| 286 | 141 | S342CJQ540 | | 120.50 |
| BRIGHT WHITE PAINT FINISH | | | | |
| 135 | 57 | S342CAQ5W0 | | \$120.50 |
| 155 | 68 | S342CCQ5W0 | | 120.50 |
| 175 | 79 | S342CEQ5W0 | | 120.50 |
| 200 | 93 | S342CFQ5W0 | | 120.50 |
| 286 | 141 | S342CJQ5W0 | | 120.50 |
| BLACK PAINT FINISH | | | | |
| 135 | 57 | S342CAQ5B0 | | \$131.00 |
| 155 | 68 | S342CCQ5B0 | | 131.00 |
| 175 | 79 | S342CEQ5B0 | | 131.00 |
| 200 | 93 | S342CFQ5B0 | | 131.00 |
| 286 | 141 | S342CJQ5B0 | | 131.00 |
| VC250 COATING | | | | |
| 135 | 57 | S342CAQ5N0 | | + |
| 155 | 68 | S342CCQ5N0 | | + |
| 175 | 79 | S342CEQ5N0 | | + |
| 200 | 93 | S342CFQ5N0 | | + |
| 286 | 141 | S342CJQ5N0 | | + |
| CUSTOM FINISH | | | | |
| Allow 4-6 weeks for samples of customer finish specifications. See Net Adders for Sprinklers at the beginning of this section for pricing information. | | | | |

+ Quoted on application. Contact Victaulic for pricing and availability.

Recommended Wrenches: V34 Open End; V34 Recessed. See Accessories for part number and pricing.

NOTE: When applicable, VC-250 should be used in conjunction with stainless steel escutcheons.

‡ For recessed horizontal sidewall, order horizontal sidewall unit and corresponding recessed escutcheon. Specify ½" or ¾" adjustment. Weather resistant recessed escutcheons available, see Accessories for details.

Not all temperature ratings are listed and approved for recessed applications. Refer to product specifications for details.

Items listed in shaded areas and custom finishes are non-cancellable and non-returnable.
Unopened, full boxes of standard product less than two years old will be accepted for return.

FireLock™ Sprinklers – Standard Coverage

Series FL-QR/C
V5606

QUICK RESPONSE – CONCEALED
K5.6 (8.0 SI)

Concealed Pendent
½" NPT (15 mm BSPT) Thread
K5.6 (8.0 SI)

Refer to publication 41.03.



Concealed Pendent – V5606



| Temp. Rating | | Victaulic Part Number | Concealed | Finish | Price Each |
|---------------------------------|------|-----------------------|----------------|--------------|------------|
| °F | °C | | | | |
| ORDINARY TEMPERATURE | | | | | |
| 135 | 57 | S561PAQ410 | Sprinkler Only | Plain Brass | \$47.00 |
| 155 | 68 | S561PCQ410 | Sprinkler Only | Plain Brass | 47.00 |
| SMALL PLATE | | | | | |
| 135 * | 57 * | S563PA002S | Cover Only | Chrome | 8.50 |
| 135 * | 57 * | S563PA004S | Cover Only | White | 8.50 |
| 135 * | 57 * | S563PA00WS | Cover Only | Bright White | 8.50 |
| 135 * | 57 * | S563PA00BS | Cover Only | Black | 18.50 |
| 135 * | 57 * | S563PA00_S | Cover Only | Custom ‡ | + |
| LARGE PLATE | | | | | |
| 135 * | 57 * | S563PA002L | Cover Only | Chrome | 8.50 |
| 135 * | 57 * | S563PA004L | Cover Only | White | 8.50 |
| 135 * | 57 * | S563PA00WL | Cover Only | Bright White | 8.50 |
| 135 * | 57 * | S563PA00BL | Cover Only | Black | 18.50 |
| 135 * | 57 * | S563PA00_L | Cover Only | Custom ‡ | + |
| SEISMIC PLATE | | | | | |
| 135 * | 57 * | S563PA002Q | Cover Only | Chrome | 16.50 |
| 135 * | 57 * | S563PA004Q | Cover Only | White | 23.50 |
| 135 * | 57 * | S563PA00WQ | Cover Only | Bright White | 23.50 |
| 135 * | 57 * | S563PA00BQ | Cover Only | Black | 23.50 |
| 135 * | 57 * | S563PA00_Q | Cover Only | Custom ‡ | + |
| CLEAN ROOM PLATE | | | | | |
| 135 * | 57 * | S563PA004U | Cover Only | White | 23.50 |
| 135 * | 57 * | S563PA00WU | Cover Only | Bright White | 23.50 |
| INTERMEDIATE TEMPERATURE | | | | | |
| 175 | 79 | S561PEQ410 | Sprinkler Only | Plain Brass | 47.00 |
| 200 | 93 | S561PFQ410 | Sprinkler Only | Plain Brass | 47.00 |
| SMALL PLATE | | | | | |
| 155 | 68 | S563PC002S | Cover Only | Chrome | 8.50 |
| 155 | 68 | S563PC004S | Cover Only | White | 8.50 |
| 155 | 68 | S563PC00WS | Cover Only | Bright White | 8.50 |
| 155 | 68 | S563PC00BS | Cover Only | Black | 18.50 |
| 155 | 68 | S563PC00_S | Cover Only | Custom ‡ | + |
| LARGE PLATE | | | | | |
| 155 | 68 | S563PC002L | Cover Only | Chrome | 8.50 |
| 155 | 68 | S563PC004L | Cover Only | White | 8.50 |
| 155 | 68 | S563PC00WL | Cover Only | Bright White | 8.50 |
| 155 | 68 | S563PC00BL | Cover Only | Black | 18.50 |
| 155 | 68 | S563PC00_L | Cover Only | Custom ‡ | + |
| SEISMIC PLATE | | | | | |
| 155 | 68 | S563PC002Q | Cover Only | Chrome | 16.50 |
| 155 | 68 | S563PC004Q | Cover Only | White | 16.50 |
| 155 | 68 | S563PC00WQ | Cover Only | Bright White | 16.50 |
| 155 | 68 | S563PC00BQ | Cover Only | Black | 23.50 |
| 155 | 68 | S563PC00_Q | Cover Only | Custom ‡ | + |
| CLEAN ROOM PLATE | | | | | |
| 155 | 68 | S563PC004U | Cover Only | White | 23.50 |
| 155 | 68 | S563PC00WU | Cover Only | Bright White | 23.50 |

+ Quoted on application. Contact Victaulic for pricing and availability.

‡ Customer must provide finish specification. Allow 3-4 weeks for samples.

* For use with Standard or Quick Response Concealed Sprinkler 135°F/57°C or 155°F/68°C

Recommended Wrenches: 1" ADJ Concealed. See Accessories for part number and pricing.

Items listed in shaded areas and custom finishes are non-cancellable and non-returnable.
Unopened, full boxes of standard product less than two years old will be accepted for return.

FireLock™ Sprinklers – Standard Coverage

Series FL-QR/C
V3802

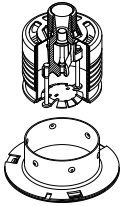
**QUICK RESPONSE ‡ –
ADJUSTABLE CONCEALED
K5.6 (8.1 SI)**

**Standard Pendant
½" NPT (15 mm BSPT) Thread
½" (13 mm) Orifice
K5.6 (8.1 SI)**

Refer to publication 41.03.



Sprinkler and
Cover



Sprinkler
Cover



| Temp. Rating | | Victaulic Part Number | Standard Concealed | Finish | Price Each |
|---------------------------------|------|-----------------------|--------------------|--------------|------------|
| °F | °C | | | | |
| ORDINARY TEMPERATURE | | | | | |
| 135 | 57 | S381PAQ410 | Sprinkler Only | Plain | \$47.00 |
| 155 | 68 | S381PCQ410 | Sprinkler Only | Plain | 47.00 |
| 135 * | 57 * | S3806AS020 | Cover Only | Chrome | 8.50 |
| 135 * | 57 * | S3806AS040 | Cover Only | White | 8.50 |
| 135 * | 57 * | S3806AS0W0 | Cover Only | Bright White | 8.50 |
| 135 * | 57 * | S3806AS0B0 | Cover Only | Black | 18.50 |
| 135 * | 57 * | S3806AS0_0 | Cover Only | Custom ‡ | + |
| INTERMEDIATE TEMPERATURE | | | | | |
| 175 | 79 | S381PEQ410 | Sprinkler Only | Plain | \$47.00 |
| 200 | 93 | S381PFQ410 | Sprinkler Only | Plain | 47.00 |
| 165 † | 74 † | S3806D00020 | Cover Only | Chrome | 16.50 |
| 165 † | 74 † | S3806D00040 | Cover Only | White | 8.50 |
| 165 † | 74 | S3806D00W0 | Cover Only | Bright White | 8.50 |
| 165 † | 74 | S3806D00B0 | Cover Only | Black | 18.50 |

+ Quoted on application. Contact Victaulic for pricing and availability.

Recommended Wrenches: V38-4 Socket Concealed; V38-5 Cabinet Socket. See Accessories for part number and price.

* For use with Standard or Quick Response Concealed Sprinkler 135°F/57°C or 155°F/68°C

† For use with Standard or Quick Response Concealed Sprinkler 175°F/79°C or 200°F/93°C

‡ Customer must provide finish specification. Allow 3-4 weeks for samples.

OPTIONAL CLEAN ROOM COVER SEAL GASKET FOR MODELS V3801 AND V3802

| Victaulic Part Number | Price Per Bag of 10 |
|-----------------------|---------------------|
| S380P00020 | \$99.00 |

Items listed in shaded areas and custom finishes are non-cancellable and non-returnable.
Unopened, full boxes of standard product less than two years old will be accepted for return.

FireLock™ Sprinklers – Standard Coverage

Series FL-QR/C V3808

**QUICK RESPONSE –
ADJUSTABLE CONCEALED
K5.6 (8.1 SI)**

**Standard Pendant
300 psi (2068 kPa) High
Pressure
½" NPT (15 mm BSPT) Thread
½" (13 mm) Orifice
K5.6 (8.1 SI)**

Refer to publication 41.03.



| Temp. Rating | | Victaulic Part Number | Standard Concealed | Finish | Price Each |
|---------------------------------|------|-----------------------|--------------------|--------------|------------|
| °F | °C | | | | |
| ORDINARY TEMPERATURE | | | | | |
| 135 | 57 | S381PAQ41B | Sprinkler Only | Plain Brass | \$66.00 |
| 155 | 68 | S381PCQ41B | Sprinkler Only | Plain Brass | 66.00 |
| 135 * | 57 * | S3806AS020 | Cover Only | Chrome | 8.50 |
| 135 * | 57 * | S3806AS040 | Cover Only | White | 8.50 |
| 135 * | 57 * | S3806AS0W0 | Cover Only | Bright White | 8.50 |
| 135 * | 57 * | S3806AS0B0 | Cover Only | Black | 18.50 |
| 135 * | 57 * | S3806AS0_0 | Cover Only | Custom ‡ | + |
| INTERMEDIATE TEMPERATURE | | | | | |
| 175 | 79 | S381PEQ41B | Sprinkler Only | Plain Brass | \$66.00 |
| 200 | 93 | S381PFQ41B | Sprinkler Only | Plain Brass | 66.00 |
| 165 † | 74 † | S3806D0020 | Cover Only | Chrome | 16.50 |
| 165 † | 74 † | S3806D0040 | Cover Only | White | 8.50 |
| 165 † | 74 | S3806D00W0 | Cover Only | Bright White | 8.50 |
| 165 † | 74 | S3806D00B0 | Cover Only | Black | 18.50 |
| 165 † | 74 † | S3806D00_0 | Cover Only | Custom ‡ | + |

Recommended Wrenches: V38-4 Socket Concealed; V38-5 Cabinet Socket. See Accessories for part number and price.

+ Quoted on application. Contact Victaulic for pricing and availability.

* For use with Standard or Quick Response Concealed Sprinkler 135°F/57°C or 155°F/68°C

† For use with Standard or Quick Response Concealed Sprinkler 175°F/79°C or 200°F/93°C

‡ Customer must provide finish specification. Allow 3-4 weeks for samples.

Series FL-QR/CNV V2726

**QUICK RESPONSE
CONVENTIONAL (OLD STYLE)
K5.6 (8.1 SI)**

**Quick Response
½" NPT (15 mm BSPT) Thread
½" (13 mm) Orifice
K5.6 (8.1 SI)**

Refer to publication 41.04.



Quick Response – V2726



| Temp. Rating | | Victaulic Part Number | Price Each |
|--|-----|-----------------------|------------|
| °F | °C | | |
| PLAIN BRASS FINISH | | | |
| 135 | 57 | S271WAQ410 | \$110.00 |
| 155 | 68 | S271WCQ410 | 110.00 |
| 175 | 79 | S271WEQ410 | 110.00 |
| 200 | 93 | S271WFAQ410 | 110.00 |
| 286 | 141 | S271WJQ410 | 110.00 |
| CHROME FINISH | | | |
| 135 | 57 | S271WAQ420 | \$120.00 |
| 155 | 68 | S271WCQ420 | 120.00 |
| 175 | 79 | S271WEQ420 | 120.00 |
| 200 | 93 | S271WFAQ420 | 120.00 |
| 286 | 141 | S271WJQ420 | 120.00 |
| VC250 COATING | | | |
| 135 | 57 | S271WAQ4N0 | + |
| 155 | 68 | S271WCQ4N0 | + |
| 175 | 79 | S271WEQ4N0 | + |
| 200 | 93 | S271WFAQ4N0 | + |
| 286 | 141 | S271WJQ4N0 | + |
| CUSTOM FINISH | | | |
| Allow 4-6 weeks for samples of customer finish specifications. See Net Adders for Sprinklers at the beginning of this section for pricing information. | | | |

+ Quoted on application. Contact Victaulic for pricing and availability.

NOTE: When applicable, VC-250 should be used in conjunction with stainless steel escutcheons.

Recommended Wrenches: V27 Open End. See Accessories for part number and price.

Items listed in shaded areas and custom finishes are non-cancellable and non-returnable.
Unopened, full boxes of standard product less than two years old will be accepted for return.

FireLock™ Sprinklers – Standard Coverage

Series FL-QR/CNV
V2754

**QUICK RESPONSE
CONVENTIONAL (OLD STYLE)
K5.6 (8.1 SI)**

**Quick Response
½" NPT (15 mm BSPT) Thread
½" (13 mm) Orifice
K5.6 (8.1 SI)
UL Listed for 300 psi**
Refer to publication 41.04.



Quick Response – V2754



| Temp. Rating | | Victaulic Part Number | Price Each |
|---|-----|-----------------------|------------|
| °F | °C | | |
| PLAIN BRASS FINISH WITH CHROME DEFLECTOR | | | |
| 135 | 57 | S271WAQ41B | \$122.50 |
| 155 | 68 | S271WCQ41B | 122.50 |
| 175 | 79 | S271WEQ41B | 122.50 |
| 200 | 93 | S271WFQ41B | 122.50 |
| 286 | 141 | S271WJQ41B | 122.50 |
| VC250 COATING | | | |
| 135 | 57 | S271WAQ4NB | + |
| 155 | 68 | S271WCQ4NB | + |
| 175 | 79 | S271WEQ4NB | + |
| 200 | 93 | S271WFQ4NB | + |
| 286 | 141 | S271WJQ4NB | + |
| CUSTOM FINISH | | | |
| Allow 4-6 weeks for samples of customer finish specifications. See Net Adders for Sprinklers at the beginning of this section for pricing information. | | | |

+ Quoted on application. Contact Victaulic for pricing and availability.

Recommended Wrenches: V27 Open End. See Accessories for part number and price.

NOTE: When applicable, VC-250 should be used in conjunction with stainless steel escutcheons.

Items listed in shaded areas and custom finishes are non-cancellable and non-returnable.
Unopened, full boxes of standard product less than two years old will be accepted for return.

FireLock™ Sprinklers – Standard Coverage

Series FL-QR/CNV
V8125

**QUICK RESPONSE
CONVENTIONAL
K8.0 (11.5 SI)**

**Quick Response
¾" NPT (20 mm BSPT) Thread
½" (13 mm) Orifice
K8.0 (11.5 SI)**

Refer to publication 41.04.



Quick Response – V8125



| Temp. Rating | | Victaulic Part Number | | Price Each |
|----------------------------------|-----|-----------------------|--|------------|
| °F | °C | Conventional | | |
| PLAIN BRASS FINISH | | | | |
| 135 | 57 | S812WAQ510 | | \$53.00 |
| 155 | 68 | S812WCQ510 | | 40.50 |
| 175 | 79 | S812WEQ510 | | 40.50 |
| 200 | 93 | S812WFQ510 | | 40.50 |
| 286 | 141 | S812WJQ510 | | 53.00 |
| 360 | 182 | S812WKQ510 | | 53.00 |
| CHROME FINISH | | | | |
| 135 | 57 | S812WAQ520 | | \$53.00 |
| 155 | 68 | S812WCQ520 | | 53.00 |
| 175 | 79 | S812WEQ520 | | 53.00 |
| 200 | 93 | S812WFQ520 | | 53.00 |
| 286 | 141 | S812WJQ520 | | 53.00 |
| 360 | 182 | S812WKQ520 | | 53.00 |
| WHITE PAINT FINISH | | | | |
| 135 | 57 | S812WAQ540 | | \$53.00 |
| 155 | 68 | S812WCQ540 | | 53.00 |
| 175 | 79 | S812WEQ540 | | 53.00 |
| 200 | 93 | S812WFQ540 | | 53.00 |
| 286 | 141 | S812WJQ540 | | 53.00 |
| 360 | 182 | S812WKQ540 | | 53.00 |
| BRIGHT WHITE PAINT FINISH | | | | |
| 135 | 57 | S812WAQ5W0 | | \$53.00 |
| 155 | 68 | S812WCQ5W0 | | 53.00 |
| 175 | 79 | S812WEQ5W0 | | 53.00 |
| 200 | 93 | S812WFQ5W0 | | 53.00 |
| 286 | 141 | S812WJQ5W0 | | 53.00 |
| 360 | 182 | S812WKQ5W0 | | 53.00 |
| BLACK PAINT FINISH | | | | |
| 135 | 57 | S812WAQ5B0 | | \$55.50 |
| 155 | 68 | S812WCQ5B0 | | 55.50 |
| 175 | 79 | S812WEQ5B0 | | 55.50 |
| 200 | 93 | S812WFQ5B0 | | 55.50 |
| 286 | 141 | S812WJQ5B0 | | 55.50 |

Recommended Wrenches: V27 Open End. See Accessories for part number and price.

NOTE: When applicable, VC-250 should be used in conjunction with stainless steel escutcheons.

Items listed in shaded areas and custom finishes are non-cancellable and non-returnable.
Unopened, full boxes of standard product less than two years old will be accepted for return.

FireLock™ Sprinklers – Standard Coverage

Series FL-SR
V2861

STANDARD RESPONSE
K2.8 (4.0 SI)

Upright
½" NPT (15 mm BSPT) Thread
K2.8 (4.0 SI)
Refer to publication 41.51.



Upright – V2861



| Temp. Rating | | Victaulic Part Number | | Price Each |
|--|-----|-----------------------|--|------------|
| °F | °C | Upright | | |
| PLAIN BRASS FINISH | | | | |
| 135 | 57 | S281AAS110 | | \$51.00 |
| 155 | 68 | S281ACS110 | | 51.00 |
| 175 | 79 | S281AES110 | | 51.00 |
| 200 | 93 | S281AFS110 | | 51.00 |
| 286 | 141 | S281AJS110 | | 51.00 |
| 360 | 182 | S281AKS111 | | 51.00 |
| Open | | | | + |
| CHROME FINISH | | | | |
| 135 | 57 | S281AAS120 | | \$55.50 |
| 155 | 68 | S281ACS120 | | 55.50 |
| 175 | 79 | S281AES120 | | 55.50 |
| 200 | 93 | S281AFS120 | | 55.50 |
| 286 | 141 | S281AJS120 | | 55.50 |
| Open | | | | + |
| WHITE PAINT FINISH | | | | |
| 135 | 57 | S281AAS140 | | \$55.50 |
| 155 | 68 | S281ACS140 | | 55.50 |
| 175 | 79 | S281AES140 | | 55.50 |
| 200 | 93 | S281AFS140 | | 55.50 |
| 286 | 141 | S281AJS140 | | 55.50 |
| Open | | | | + |
| BRIGHT WHITE PAINT FINISH | | | | |
| 135 | 57 | S281AAS1W0 | | \$55.50 |
| 155 | 68 | S281ACS1W0 | | 55.50 |
| 175 | 79 | S281AES1W0 | | 55.50 |
| 200 | 93 | S281AFS1W0 | | 55.50 |
| 286 | 141 | S281AJS1W0 | | 55.50 |
| Open | | | | + |
| BLACK PAINT FINISH | | | | |
| 135 | 57 | S281AAS1B0 | | \$55.50 |
| 155 | 68 | S281ACS1B0 | | 55.50 |
| 175 | 79 | S281AES1B0 | | 55.50 |
| 200 | 93 | S281AFS1B0 | | 55.50 |
| 286 | 141 | S281AJS1B0 | | 55.50 |
| Open | | | | + |
| VC250 COATING | | | | |
| 135 | 57 | S281AAS1N0 | | + |
| 155 | 68 | S281ACS1N0 | | + |
| 175 | 79 | S281AES1N0 | | + |
| 200 | 93 | S281AFS1N0 | | + |
| 286 | 141 | S281AJS1N0 | | + |
| Open | | | | + |
| CUSTOM FINISH | | | | |
| Allow 4-6 weeks for samples of customer finish specifications. See Net Adders for Sprinklers at the beginning of this section for pricing information. | | | | |

Recommended Wrenches: V56 Open End (S325390000).

Items listed in shaded areas and custom finishes are non-cancellable and non-returnable. Unopened, full boxes of standard product less than two years old will be accepted for return.

FireLock™ Sprinklers – Standard Coverage

Series FL-SR
V2851

**STANDARD RESPONSE
K2.8 (4.0 SI)**

**Pendent and Recessed
Pendent
½" NPT (15 mm BSPT) Thread
K2.8 (4.0 SI)**

Refer to publication 41.51.



Pendent – V2851



| Temp. Rating | | Victaulic Part Number | | Price Each |
|--|-----|------------------------------|--|------------|
| °F | °C | Pendent and Recessed Pendent | | |
| PLAIN BRASS FINISH | | | | |
| 135 | 57 | S281BAS110 | | \$51.00 |
| 155 | 68 | S281BCS110 | | 51.00 |
| 175 | 79 | S281BES110 | | 51.00 |
| 200 | 93 | S281BFS110 | | 51.00 |
| 286 | 141 | S281BJS110 | | 51.00 |
| 360 | 182 | S281BKS110 | | 51.00 |
| Open | | | | + |
| CHROME FINISH | | | | |
| 135 | 57 | S281BAS120 | | \$55.50 |
| 155 | 68 | S281BCS120 | | 55.50 |
| 175 | 79 | S281BES120 | | 55.50 |
| 200 | 93 | S281BFS120 | | 55.50 |
| 286 | 141 | S281BJS120 | | 55.50 |
| 360 | 182 | S281BKS120 | | 55.50 |
| Open | | | | + |
| WHITE PAINT FINISH | | | | |
| 135 | 57 | S281BAS140 | | \$55.50 |
| 155 | 68 | S281BCS140 | | 55.50 |
| 175 | 79 | S281BES140 | | 55.50 |
| 200 | 93 | S281BFS140 | | 55.50 |
| 286 | 141 | S281BJS140 | | 55.50 |
| 360 | 182 | S281BKS140 | | 55.50 |
| Open | | | | + |
| BRIGHT WHITE PAINT FINISH | | | | |
| 135 | 57 | S281BAS1W0 | | \$55.50 |
| 155 | 68 | S281BCS1W0 | | 55.50 |
| 175 | 79 | S281BES1W0 | | 55.50 |
| 200 | 93 | S281BFS1W0 | | 55.50 |
| 286 | 141 | S281BJS1W0 | | 55.50 |
| 360 | 182 | S281BKS1W0 | | 55.50 |
| Open | | | | + |
| BLACK PAINT FINISH | | | | |
| 135 | 57 | S281BAS1B0 | | \$55.50 |
| 155 | 68 | S281BCS1B0 | | 55.50 |
| 175 | 79 | S281BES1B0 | | 55.50 |
| 200 | 93 | S281BFS1B0 | | 55.50 |
| 286 | 141 | S281BJS1B0 | | 55.50 |
| 360 | 182 | S281BKS1B0 | | 55.50 |
| Open | | | | + |
| VC250 COATING | | | | |
| 135 | 57 | S281BAS1N0 | | + |
| 155 | 68 | S281BCS1N0 | | + |
| 175 | 79 | S281BES1N0 | | + |
| 200 | 93 | S281BFS1N0 | | + |
| 286 | 141 | S281BJS1N0 | | + |
| 360 | 182 | S281BKS1N0 | | + |
| Open | | | | + |
| CUSTOM FINISH | | | | |
| Allow 4-6 weeks for samples of customer finish specifications. See Net Adders for Sprinklers at the beginning of this section for pricing information. | | | | |

+ Quoted on application. Contact Victaulic for pricing and availability.

Recommended Wrenches: V56-2 Recessed or V56 Open End. See Accessories for part number and pricing.

Items listed in shaded areas and custom finishes are non-cancellable and non-returnable. Unopened, full boxes of standard product less than two years old will be accepted for return.

FireLock™ Sprinklers – Standard Coverage

Series FL-SR
V4261

**STANDARD RESPONSE
K4.2 (6.0 SI)**

Upright
½" NPT (15 mm BSPT) Thread
K4.2 (6.0 SI)
Refer to publication 41.51.



Upright – V4261



| Temp. Rating | | Victaulic Part Number | | Price Each |
|--|-----|-----------------------|--|------------|
| °F | °C | Upright | | |
| PLAIN BRASS FINISH | | | | |
| 135 | 57 | S421AASA10 | | \$51.00 |
| 155 | 68 | S421ACSA10 | | 51.00 |
| 175 | 79 | S421AESA10 | | 51.00 |
| 200 | 93 | S421AFSA10 | | 51.00 |
| 286 | 141 | S421AJSA10 | | 51.00 |
| 360 | 182 | S421AKSA10 | | 59.50 |
| Open | | | | + |
| CHROME FINISH | | | | |
| 135 | 57 | S421AASA20 | | \$55.50 |
| 155 | 68 | S421ACSA20 | | 55.50 |
| 175 | 79 | S421AESA20 | | 55.50 |
| 200 | 93 | S421AFSA20 | | 55.50 |
| 286 | 141 | S421AJSA20 | | 55.50 |
| 360 | 182 | S421AKSA20 | | 69.50 |
| Open | | | | + |
| WHITE PAINT FINISH | | | | |
| 135 | 57 | S421AASA40 | | \$55.50 |
| 155 | 68 | S421ACSA40 | | 55.50 |
| 175 | 79 | S421AESA40 | | 55.50 |
| 200 | 93 | S421AFSA40 | | 55.50 |
| 286 | 141 | S421AJSA40 | | 55.50 |
| 360 | 182 | S421AKSA40 | | 69.50 |
| Open | | | | + |
| BRIGHT WHITE PAINT FINISH | | | | |
| 135 | 57 | S421AASAW0 | | \$55.50 |
| 155 | 68 | S421ACSAW0 | | 55.50 |
| 175 | 79 | S421AESAW0 | | 55.50 |
| 200 | 93 | S421AFSAW0 | | 55.50 |
| 286 | 141 | S421AJSAW0 | | 55.50 |
| 360 | 182 | S421AKSAW0 | | 69.50 |
| Open | | | | + |
| BLACK PAINT FINISH | | | | |
| 135 | 57 | S421AASAB0 | | \$55.50 |
| 155 | 68 | S421ACSA B0 | | 55.50 |
| 175 | 79 | S421AESAB0 | | 55.50 |
| 200 | 93 | S421AFSAB0 | | 55.50 |
| 286 | 141 | S421AJSAB0 | | 55.50 |
| 360 | 182 | S421AKSAB0 | | 69.50 |
| Open | | | | + |
| VC250 COATING | | | | |
| 135 | 57 | S421AASAN0 | | + |
| 155 | 68 | S421ACSAN0 | | + |
| 175 | 79 | S421AESAN0 | | + |
| 200 | 93 | S421AFSAN0 | | + |
| 286 | 141 | S421AJSAN0 | | + |
| 360 | 182 | S421AKSAN0 | | + |
| Open | | | | + |
| CUSTOM FINISH | | | | |
| Allow 4-6 weeks for samples of customer finish specifications. See Net Adders for Sprinklers at the beginning of this section for pricing information. | | | | |

+ Quoted on application. Contact Victaulic for pricing and availability.

Recommended Wrenches: V56 Open End (S325390000).

Items listed in shaded areas and custom finishes are non-cancellable and non-returnable. Unopened, full boxes of standard product less than two years old will be accepted for return.

FireLock™ Sprinklers – Standard Coverage

Series FL-SR
V4251

STANDARD RESPONSE
K4.2 (6.0 SI)

Pendent and Recessed Pendent
½" NPT (15 mm BSPT) Thread
K4.2 (6.0 SI)

Refer to publication 41.51.



Pendent – V4251



| Temp. Rating | | Victaulic Part Number | | Price Each |
|--|-----|------------------------------|--|------------|
| °F | °C | Pendent and Recessed Pendent | | |
| PLAIN BRASS FINISH | | | | |
| 135 | 57 | S421BASA10 | | \$51.00 |
| 155 | 68 | S421BCSA10 | | 51.00 |
| 175 | 79 | S421BESA10 | | 51.00 |
| 200 | 93 | S421BFSA10 | | 51.00 |
| 286 | 141 | S421BJSA10 | | 51.00 |
| 360 | 182 | S421BKSA10 | | 59.50 |
| Open | | | | + |
| CHROME FINISH | | | | |
| 135 | 57 | S421BASA20 | | \$55.50 |
| 155 | 68 | S421BCSA20 | | 55.50 |
| 175 | 79 | S421BESA20 | | 55.50 |
| 200 | 93 | S421BFSA20 | | 55.50 |
| 286 | 141 | S421BJSA20 | | 55.50 |
| 360 | 182 | S421BKSA20 | | 69.50 |
| Open | | | | + |
| WHITE PAINT FINISH | | | | |
| 135 | 57 | S421BASA40 | | \$55.50 |
| 155 | 68 | S421BCSA40 | | 55.50 |
| 175 | 79 | S421BESA40 | | 55.50 |
| 200 | 93 | S421BFSA40 | | 55.50 |
| 286 | 141 | S421BJSA40 | | 55.50 |
| 360 | 182 | S421BKSA40 | | 69.50 |
| Open | | | | + |
| BRIGHT WHITE PAINT FINISH | | | | |
| 135 | 57 | S421BASAW0 | | \$55.50 |
| 155 | 68 | S421BCSAW0 | | 55.50 |
| 175 | 79 | S421BESAW0 | | 55.50 |
| 200 | 93 | S421BFSAW0 | | 55.50 |
| 286 | 141 | S421BJSAW0 | | 55.50 |
| 360 | 182 | S421BKSAW0 | | 69.50 |
| Open | | | | + |
| BLACK PAINT FINISH | | | | |
| 135 | 57 | S421BASAB0 | | \$58.50 |
| 155 | 68 | S421BCSAB0 | | 58.50 |
| 175 | 79 | S421BESAB0 | | 58.50 |
| 200 | 93 | S421BFSA0 | | 58.50 |
| 286 | 141 | S421BJSAB0 | | 58.50 |
| 360 | 182 | S421BKSA0 | | 69.50 |
| Open | | | | + |
| VC250 COATING | | | | |
| 135 | 57 | S421BASAN0 | | + |
| 155 | 68 | S421BCSAN0 | | + |
| 175 | 79 | S421BESAN0 | | + |
| 200 | 93 | S421BFSAN0 | | + |
| 286 | 141 | S421BJSAN0 | | + |
| 360 | 182 | S421BKSAN0 | | + |
| Open | | | | + |
| CUSTOM FINISH | | | | |
| Allow 4-6 weeks for samples of customer finish specifications. See Net Adders for Sprinklers at the beginning of this section for pricing information. | | | | |

+ Quoted on application. Contact Victaulic for pricing and availability.

Recommended Wrenches: V56-2 Recessed or V56 Open End. See Accessories for part number and pricing.

Items listed in shaded areas and custom finishes are non-cancellable and non-returnable. Unopened, full boxes of standard product less than two years old will be accepted for return.

FireLock™ Sprinklers – Standard Coverage

Series FL-SR
V2703 and V2707
Installation-Ready™

STANDARD RESPONSE
K5.6 (8.1 SI)

Upright, Pendent and Recessed Pendent

½" (15 mm) IGS™ Groove or
½" NPT (15 mm BSPT) Thread
½" (13 mm) Orifice
K5.6 (8.1 SI)

UL Listed for 250 psi

Refer to publication 41.51.



Upright V2703
with Style
V9 Sprinkler
Coupling

Pendent V2707
with Style
V9 Sprinkler
Coupling



Upright
V2703

Pendent
V2707



Recessed Pendent ††
V2707



| Temp. Rating | | Victaulic Part Number | | Price Each | |
|---|-----|-----------------------|------------|------------|---------|
| °F | °C | Upright | Pendent | Upright | Pendent |
| IGS™ Groove with Style V9 Coupling | | | | | |
| PLAIN BRASS FINISH | | | | | |
| 155 | 68 | S27JACS410 | S27JBCS410 | \$59.00 | \$59.00 |
| 200 | 93 | S27JAFS410 | S27JBFS410 | 59.00 | 59.00 |
| 286 | 141 | S27Jajs410 | S27JBJS410 | 59.00 | 59.00 |
| Threaded Connection | | | | | |
| PLAIN BRASS FINISH | | | | | |
| 135 | 57 | S271AAS410 | S271BAS410 | \$22.50 | \$22.50 |
| 155 | 68 | S271ACS410 | S271BCS410 | 22.50 | 22.50 |
| 175 | 79 | S271AES410 | S271BES410 | 22.50 | 22.50 |
| 200 | 93 | S271AFS410 | S271BFS410 | 22.50 | 22.50 |
| 286 | 141 | S271AJS410 | S271BJS410 | 22.50 | 22.50 |
| 360 | 182 | S271AKS410 | S271BKS410 | 29.00 | 29.00 |
| Open | | S271AMS410 | S271BMS410 | + | + |
| CHROME FINISH | | | | | |
| 135 | 57 | S271AAS420 | S271BAS420 | \$30.50 | \$26.50 |
| 155 | 68 | S271ACS420 | S271BCS420 | 30.50 | 26.50 |
| 175 | 79 | S271AES420 | S271BES420 | 30.50 | 26.50 |
| 200 | 93 | S271AFS420 | S271BFS420 | 30.50 | 26.50 |
| 286 | 141 | S271AJS420 | S271BJS420 | 30.50 | 26.50 |
| 360 | 182 | S271AKS420 | S271BKS420 | 39.50 | 35.50 |
| Open | | S271AMS420 | S271BMS420 | + | + |
| WHITE PAINT FINISH | | | | | |
| 135 | 57 | S271AAS440 | S271BAS440 | \$30.50 | \$26.50 |
| 155 | 68 | S271ACS440 | S271BCS440 | 30.50 | 26.50 |
| 175 | 79 | S271AES440 | S271BES440 | 30.50 | 26.50 |
| 200 | 93 | S271AFS440 | S271BFS440 | 30.50 | 26.50 |
| 286 | 141 | S271AJS440 | S271BJS440 | 30.50 | 26.50 |
| 360 | 182 | S271AKS440 | S271BKS440 | 39.50 | 35.50 |
| Open | | S271AMS440 | S271BMS440 | + | + |
| BRIGHT WHITE PAINTED FINISH | | | | | |
| 135 | 57 | S271AAS4W0 | S271BAS4W0 | \$30.50 | \$26.50 |
| 155 | 68 | S271ACS4W0 | S271BCS4W0 | 30.50 | 26.50 |
| 175 | 79 | S271AES4W0 | S271BES4W0 | 30.50 | 26.50 |
| 200 | 93 | S271AFS4W0 | S271BFS4W0 | 30.50 | 26.50 |
| 286 | 141 | S271AJS4W0 | S271BJS4W0 | 30.50 | 26.50 |
| 360 | 182 | S271AKS4W0 | S271BKS4W0 | 39.50 | 35.50 |
| Open | | S271AMS4W0 | S271BMS4W0 | + | + |

‡ For recessed pendent, order pendent unit and corresponding recessed escutcheon. Specify ½" or ¾" adjustment. Weather resistant recessed escutcheons available, see Accessories for details.

+ Quoted on application. Contact Victaulic for pricing and availability.

NOTE: When applicable, VC-250 should be used in conjunction with stainless steel escutcheons.

Recommended Wrenches: V27 Open End, V27-2 Concealed Recessed. See Accessories for part number and price.

† Capped packaging available. Contact Victaulic for details.

Not all temperature ratings are listed and approved for recessed applications. Refer to product specifications for details.

Items listed in shaded areas and custom finishes are non-cancellable and non-returnable.
Unopened, full boxes of standard product less than two years old will be accepted for return.

FireLock™ Sprinklers – Standard Coverage

Series FL-SR
V2703 and V2707
Installation-Ready™

STANDARD RESPONSE
K5.6 (8.1 SI)

Upright, Pendent and Recessed Pendent

½" (15 mm) IGS™ Groove or
½" NPT (15 mm BSPT) Thread
½" (13 mm) Orifice

K5.6 (8.1 SI)

UL Listed for 250 psi

Refer to publication 41.51.



Upright V2703
with Style
V9 Sprinkler
Coupling

Pendent V2707
with Style
V9 Sprinkler
Coupling



Upright
V2703

Pendent
V2707



Recessed Pendent ††
V2707



| Temp. Rating | | Victaulic Part Number | | Price Each | |
|---|-----|-----------------------|------------|------------|---------|
| °F | °C | Upright | Pendent | Upright | Pendent |
| Threaded Connection | | | | | |
| BLACK PAINT FINISH | | | | | |
| 135 | 57 | S271AAS4B0 | S271BAS4B0 | \$33.00 | \$33.50 |
| 155 | 68 | S271ACS4B0 | S271BCS4B0 | 33.00 | 33.50 |
| 175 | 79 | S271AES4B0 | S271BES4B0 | 33.00 | 33.50 |
| 200 | 93 | S271AFS4B0 | S271BFS4B0 | 33.00 | 33.50 |
| 286 | 141 | S271AJS4B0 | S271BJS4B0 | 33.00 | 33.50 |
| 360 | 182 | S271AKS4B0 | S271BKS4B0 | 43.50 | 44.50 |
| Open | | S271AMS4B0 | S271BMS4B0 | + | + |
| VC250 COATING | | | | | |
| 135 | 57 | S271AAS4N0 | S271BAS4N0 | + | + |
| 155 | 68 | S271ACS4N0 | S271BCS4N0 | + | + |
| 175 | 79 | S271AES4N0 | S271BES4N0 | + | + |
| 200 | 93 | S271AFS4N0 | S271BFS4N0 | + | + |
| 286 | 141 | S271AJS4N0 | S271BJS4N0 | + | + |
| 360 | 182 | S271AKS4N0 | S271BKS4N0 | + | + |
| Open | | S271AMS4N0 | S271BMS4N0 | + | + |
| CUSTOM FINISH | | | | | |
| Allow 4-6 weeks for samples of customer finish specifications. See Net Adders for Sprinklers at the beginning of this section for pricing information. | | | | | |

‡ For recessed pendent, order pendent unit and corresponding recessed escutcheon. Specify ½" or ¾" adjustment. Weather resistant recessed escutcheons available, see Accessories for details.

+ Quoted on application. Contact Victaulic for pricing and availability.

NOTE: When applicable, VC-250 should be used in conjunction with stainless steel escutcheons.

Recommended Wrenches: V27 Open End, V27-2 Concealed Recessed. See Accessories for part number and price.

† Capped packaging available. Contact Victaulic for details.

Not all temperature ratings are listed and approved for recessed applications. Refer to product specifications for details.

Items listed in shaded areas and custom finishes are non-cancellable and non-returnable.
Unopened, full boxes of standard product less than two years old will be accepted for return.

FireLock™ Sprinklers – Standard Coverage

Series FL-SR
V3401 and V3405
Installation-Ready™

**STANDARD RESPONSE
K8.0 (11.5 SI)**

**Upright, Pendent and Recessed
Pendent**

**¾" (20 mm) IGS™ Groove or
¾" NPT (20 mm BSPT) Thread
1½" (14 mm) Orifice
K8.0 (11.5 SI)**

Refer to publication 41.51.



Upright V3401
with Style
V9 Sprinkler
Coupling

Pendent V3405
with Style
V9 Sprinkler
Coupling



Upright
V3401

Pendent
V3405



Recessed Pendent ‡
V3405



| Temp. Rating | | Victaulic Part Number | | Price Each | |
|---|-----|-----------------------|------------|------------|---------|
| °F | °C | Upright | Pendent | Upright | Pendent |
| IGS™ Groove with Style V9 Coupling | | | | | |
| PLAIN BRASS FINISH | | | | | |
| 155 | 68 | S34KACS510 | S34KBCS510 | \$64.50 | \$64.50 |
| 200 | 93 | S34KAFS510 | S34KBFS510 | 64.50 | 71.50 |
| 286 | 141 | S34KAJS510 | S34KBJ5510 | 64.50 | 71.50 |
| Threaded Connection | | | | | |
| PLAIN BRASS FINISH | | | | | |
| 135 | 57 | S342AAS510 | S342BAS510 | \$28.00 | \$28.00 |
| 155 | 68 | S342ACS510 | S342BCS510 | 28.00 | 28.00 |
| 175 | 79 | S342AES510 | S342BES510 | 28.00 | 28.00 |
| 200 | 93 | S342AFS510 | S342BFS510 | 28.00 | 28.00 |
| 286 | 141 | S342AJS510 | S342BJS510 | 28.00 | 28.00 |
| 360 | 182 | S342AKS510 | S342BKS510 | 31.50 | 31.50 |
| Open | | S342AMS510 | S342BMS510 | + | + |
| CHROME FINISH | | | | | |
| 135 | 57 | S342AAS520 | S342BAS520 | \$36.00 | \$30.50 |
| 155 | 68 | S342ACS520 | S342BCS520 | 36.00 | 30.50 |
| 175 | 79 | S342AES520 | S342BES520 | 36.00 | 30.50 |
| 200 | 93 | S342AFS520 | S342BFS520 | 36.00 | 30.50 |
| 286 | 141 | S342AJS520 | S342BJS520 | 36.00 | 30.50 |
| 360 | 182 | S342AKS520 | S342BKS520 | 40.00 | 39.50 |
| Open | | S342AMS520 | S342BMS520 | + | + |
| WHITE PAINT FINISH | | | | | |
| 135 | 57 | S342AAS540 | S342BAS540 | \$36.00 | \$30.50 |
| 155 | 68 | S342ACS540 | S342BCS540 | 36.00 | 30.50 |
| 175 | 79 | S342AES540 | S342BES540 | 36.00 | 30.50 |
| 200 | 93 | S342AFS540 | S342BFS540 | 36.00 | 30.50 |
| 286 | 141 | S342AJS540 | S342BJS540 | 36.00 | 30.50 |
| 360 | 182 | S342AKS540 | S342BKS540 | 40.00 | 39.50 |
| Open | | S342AMS540 | S342BMS540 | + | + |
| BRIGHT WHITE PAINTED FINISH | | | | | |
| 135 | 57 | S342AASSW0 | S342BASSW0 | \$36.00 | \$30.50 |
| 155 | 68 | S342ACSSW0 | S342BCSSW0 | 36.00 | 30.50 |
| 175 | 79 | S342AESSW0 | S342BESSW0 | 36.00 | 30.50 |
| 200 | 93 | S342AFSSW0 | S342BFSSW0 | 36.00 | 30.50 |
| 286 | 141 | S342AJSSW0 | S342BJSSW0 | 36.00 | 30.50 |
| 360 | 182 | S342AKSSW0 | S342BKSSW0 | 40.00 | 39.50 |
| Open | | S342AMSSW0 | S342BMSSW0 | + | + |

‡ For recessed pendent, order pendent unit and corresponding recessed escutcheon. Specify ½" or ¾" adjustment. Weather resistant recessed escutcheons available, see Accessories for details.

+ Quoted on application. Contact Victaulic for pricing and availability.

Recommended Wrenches: V34 Open End; V34 Recessed. See Accessories for part number and pricing.

NOTE: When applicable, VC-250 should be used in conjunction with stainless steel escutcheons.

Not all temperature ratings are listed and approved for recessed applications. Refer to product specifications for details.

Items listed in shaded areas and custom finishes are non-cancellable and non-returnable.
Unopened, full boxes of standard product less than two years old will be accepted for return.

FireLock™ Sprinklers – Standard Coverage

Series FL-SR
V3401 and V3405
Installation-Ready™

STANDARD RESPONSE
K8.0 (11.5 SI)

Upright, Pendent and Recessed Pendent

3/4" (20 mm) IGS™ Groove or 3/4" NPT (20 mm BSPT) Thread
1 7/32" (14 mm) Orifice

K8.0 (11.5 SI)

Refer to publication 41.51.



Upright V3401 with Style V9 Sprinkler Coupling



Pendent V3405 with Style V9 Sprinkler Coupling



Upright V3401

Pendent V3405



Recessed Pendent ‡ V3405



| Temp. Rating | | Victaulic Part Number | | Price Each | |
|---|-----|-----------------------|------------|------------|---------|
| °F | °C | Upright | Pendent | Upright | Pendent |
| Threaded Connection | | | | | |
| BLACK PAINT FINISH | | | | | |
| 135 | 57 | S342AAS5B0 | S342BAS5B0 | \$38.00 | \$38.00 |
| 155 | 68 | S342ACS5B0 | S342BCS5B0 | 38.00 | 38.00 |
| 175 | 79 | S342AES5B0 | S342BES5B0 | 38.00 | 38.00 |
| 200 | 93 | S342AFS5B0 | S342BFS5B0 | 38.00 | 38.00 |
| 286 | 141 | S342AJS5B0 | S342BJS5B0 | 38.00 | 38.00 |
| 360 | 182 | S342AKS5B0 | S342BKS5B0 | 50.50 | 50.50 |
| Open | | S342AMS5B0 | S342BMS5B0 | + | + |
| VC250 COATING | | | | | |
| 135 | 57 | S342AAS5N0 | S342BAS5N0 | + | + |
| 155 | 68 | S342ACS5N0 | S342BCS5N0 | + | + |
| 175 | 79 | S342AES5N0 | S342BES5N0 | + | + |
| 200 | 93 | S342AFS5N0 | S342BFS5N0 | + | + |
| 286 | 141 | S342AJS5N0 | S342BJS5N0 | + | + |
| 360 | 182 | S342AKS5N0 | S342BKS5N0 | + | + |
| Open | | S342AMS5N0 | S342BMS5N0 | + | + |
| CUSTOM FINISH | | | | | |
| Allow 4-6 weeks for samples of customer finish specifications. See Net Adders for Sprinklers at the beginning of this section for pricing information. | | | | | |

‡ For recessed pendent, order pendent unit and corresponding recessed escutcheon. Specify 1/2" or 3/4" adjustment. Weather resistant recessed escutcheons available, see Accessories for details.

+ Quoted on application. Contact Victaulic for pricing and availability.

Recommended Wrenches: V34 Open End; V34 Recessed. See Accessories for part number and pricing.

NOTE: When applicable, VC-250 should be used in conjunction with stainless steel escutcheons.

Not all temperature ratings are listed and approved for recessed applications. Refer to product specifications for details.

Items listed in shaded areas and custom finishes are non-cancellable and non-returnable. Unopened, full boxes of standard product less than two years old will be accepted for return.

FireLock™ Sprinklers – Standard Coverage

Series FL-SR/SW
V2870

**STANDARD RESPONSE
K2.8 (4.0 SI)**

**Horizontal Sidewall and
Recessed Horizontal Sidewall
½" NPT (15 mmBPST) Thread
K2.8 (4.0 SI)**

Refer to publication 41.52.



Horizontal Sidewall – V2870



| Temp. Rating | | Victaulic Part Number | Price Each |
|----------------------------------|-----|-----------------------|------------|
| °F | °C | Horizontal Sidewall | |
| PLAIN BRASS FINISH | | | |
| 135 | 57 | S281CAS110 | \$39.50 |
| 155 | 68 | S281CCS110 | 39.50 |
| 175 | 79 | S281CES110 | 39.50 |
| 200 | 93 | S281CFS110 | 39.50 |
| 286 | 141 | S281CJS110 | 39.50 |
| 360 | 182 | S281CKS110 | 39.50 |
| CHROME FINISH | | | |
| 135 | 57 | S281CAS120 | \$44.00 |
| 155 | 68 | S281CCS120 | 44.00 |
| 175 | 79 | S281CES120 | 44.00 |
| 200 | 93 | S281CFS120 | 44.00 |
| 286 | 141 | S281CJS120 | 44.00 |
| 360 | 182 | S281CKS120 | 44.00 |
| WHITE PAINT FINISH | | | |
| 135 | 57 | S281CAS140 | \$44.00 |
| 155 | 68 | S281CCS140 | 44.00 |
| 175 | 79 | S281CES140 | 44.00 |
| 200 | 93 | S281CFS140 | 44.00 |
| 286 | 141 | S281CJS140 | 44.00 |
| 360 | 182 | S281CKS140 | 44.00 |
| BRIGHT WHITE PAINT FINISH | | | |
| 135 | 57 | S281CAS1W0 | \$44.00 |
| 155 | 68 | S281CCS1W0 | 44.00 |
| 175 | 79 | S281CES1W0 | 44.00 |
| 200 | 93 | S281CFS1W0 | 44.00 |
| 286 | 141 | S281CJS1W0 | 44.00 |
| 360 | 182 | S281CKS1W0 | 44.00 |
| BLACK PAINT FINISH | | | |
| 135 | 57 | S281CAS1B0 | \$44.00 |
| 155 | 68 | S281CCS1B0 | 44.00 |
| 175 | 79 | S281CES1B0 | 44.00 |
| 200 | 93 | S281CFS1B0 | 44.00 |
| 286 | 141 | S281CJS1B0 | 44.00 |
| 360 | 182 | S281CKS1B0 | 44.00 |
| VC250 COATING | | | |
| 135 | 57 | S281CAS1N0 | + |
| 155 | 68 | S281CCS1N0 | + |
| 175 | 79 | S281CES1N0 | + |
| 200 | 93 | S281CFS1N0 | + |
| 286 | 141 | S281CJS1N0 | + |
| 360 | 182 | S281CKS1N0 | + |

Recommended Wrenches: V56-2 Recessed or V56 Open End. See Accessories for part number and pricing.

+ Quoted on application. Contact Victaulic for pricing and availability.

Items listed in shaded areas and custom finishes are non-cancellable and non-returnable.
Unopened, full boxes of standard product less than two years old will be accepted for return.

FireLock™ Sprinklers – Standard Coverage

Series FL-SR/SW
V4270

STANDARD RESPONSE
K4.2 (6.1 SI)

**Horizontal Sidewall and
Recessed Horizontal Sidewall**
½" NPT (15 mm BSPT) Thread
K4.2 (6.1 SI)

Refer to publication 41.52.



Horizontal Sidewall – V4270



| Temp. Rating | | Victaulic Part Number | | Price Each |
|----------------------------------|-----|-----------------------|--|------------|
| °F | °C | Horizontal Sidewall | | |
| PLAIN BRASS FINISH | | | | |
| 135 | 57 | S421CASA10 | | \$39.50 |
| 155 | 68 | S421CCSA10 | | 39.50 |
| 175 | 79 | S421CESA10 | | 39.50 |
| 200 | 93 | S421CFSA10 | | 39.50 |
| 286 | 141 | S421CJSA10 | | 39.50 |
| 360 | 182 | S421CKSA10 | | 39.50 |
| CHROME FINISH | | | | |
| 135 | 57 | S421CASA20 | | \$44.00 |
| 155 | 68 | S421CCSA20 | | 44.00 |
| 175 | 79 | S421CESA20 | | 44.00 |
| 200 | 93 | S421CFSA20 | | 44.00 |
| 286 | 141 | S421CJSA20 | | 44.00 |
| 360 | 182 | S421CKSA20 | | 44.00 |
| WHITE PAINT FINISH | | | | |
| 135 | 57 | S421CASA40 | | \$44.00 |
| 155 | 68 | S421CCSA40 | | 44.00 |
| 175 | 79 | S421CESA40 | | 44.00 |
| 200 | 93 | S421CFSA40 | | 44.00 |
| 286 | 141 | S421CJSA40 | | 44.00 |
| 360 | 182 | S421CKSA40 | | 44.00 |
| BRIGHT WHITE PAINT FINISH | | | | |
| 135 | 57 | S421CASAW0 | | \$44.00 |
| 155 | 68 | S421CCSAW0 | | 44.00 |
| 175 | 79 | S421CESAW0 | | 44.00 |
| 200 | 93 | S421CFSAW0 | | 44.00 |
| 286 | 141 | S421CJSAW0 | | 44.00 |
| 360 | 182 | S421CKSAW0 | | 44.00 |
| BLACK PAINT FINISH | | | | |
| 135 | 57 | S421CASAB0 | | \$44.00 |
| 155 | 68 | S421CCSAB0 | | 44.00 |
| 175 | 79 | S421CESAB0 | | 44.00 |
| 200 | 93 | S421CFSAB0 | | 44.00 |
| 286 | 141 | S421CJSAB0 | | 44.00 |
| 360 | 182 | S421CKSAB0 | | 44.00 |
| VC250 COATING | | | | |
| 135 | 57 | S421CASAN0 | | + |
| 155 | 68 | S421CCSAN0 | | + |
| 175 | 79 | S421CESAN0 | | + |
| 200 | 93 | S421CFSAN0 | | + |
| 286 | 141 | S421CJSAN0 | | + |
| 360 | 182 | S421CKSAN0 | | + |

Recommended Wrenches: V56-2 Recessed or V56 Open End. See Accessories for part number and pricing.

+ Quoted on application. Contact Victaulic for pricing and availability.

Items listed in shaded areas and custom finishes are non-cancellable and non-returnable.
Unopened, full boxes of standard product less than two years old will be accepted for return.


FireLock™ Sprinklers – Standard Coverage

Series FL-SR/SW
V2709
Installation-Ready™

STANDARD RESPONSE
K5.6 (8.1 SI)

Horizontal Sidewall and Recessed Horizontal Sidewall
½" (15 mm) IGS™ Groove or ½" NPT (15 mm BSPT) Thread
½" (13 mm) Orifice
K5.6 (8.1 SI)

UL Listed for 250 psi
Refer to publication 41.52.



Horizontal Sidewall V2709 with Style V9 Sprinkler Coupling



Standard Horizontal Sidewall V2709



Recessed Horizontal Sidewall †† V2709



| Temp. Rating | | Victaulic Part Number | Price Each |
|---|-----|-----------------------|------------|
| °F | °C | Horizontal Sidewall | |
| IGS™ Groove with Style V9 Coupling | | | |
| PLAIN BRASS FINISH | | | |
| 155 | 68 | S27JCCS410 | \$55.50 |
| 200 | 93 | S27JCF5410 | 55.50 |
| 286 | 141 | S27JCJS410 | 55.50 |
| Threaded Connection | | | |
| PLAIN BRASS FINISH | | | |
| 135 | 57 | S271CAS410 | \$28.00 |
| 155 | 68 | S271CCS410 | 28.00 |
| 175 | 79 | S271CES410 | 28.00 |
| 200 | 93 | S271CFS410 | 28.00 |
| 286 | 141 | S271CJS410 | 28.00 |
| 360 | 182 | S271CKS410 | 31.50 |
| Open | | S271CMS410 | + |
| CHROME FINISH | | | |
| 135 | 57 | S271CAS420 | \$28.00 |
| 155 | 68 | S271CCS420 | 28.00 |
| 175 | 79 | S271CES420 | 28.00 |
| 200 | 93 | S271CFS420 | 28.00 |
| 286 | 141 | S271CJS420 | 28.00 |
| 360 | 182 | S271CKS420 | 31.50 |
| Open | | S271CMS420 | + |
| WHITE PAINT FINISH | | | |
| 135 | 57 | S271CAS440 | \$28.00 |
| 155 | 68 | S271CCS440 | 28.00 |
| 175 | 79 | S271CES440 | 28.00 |
| 200 | 93 | S271CFS440 | 28.00 |
| 286 | 141 | S271CJS440 | 28.00 |
| 360 | 182 | S271CKS440 | 31.50 |
| Open | | S271CMS440 | + |
| BRIGHT WHITE PAINT FINISH | | | |
| 135 | 57 | S271CAS4W0 | \$28.00 |
| 155 | 68 | S271CCS4W0 | 28.00 |
| 175 | 79 | S271CES4W0 | 28.00 |
| 200 | 93 | S271CFS4W0 | 28.00 |
| 286 | 141 | S271CJS4W0 | 28.00 |
| 360 | 182 | S271CKS4W0 | 31.50 |
| Open | | S271CMS4W0 | + |

+ Quoted on application. Contact Victaulic for pricing and availability.

Recommended Wrenches: V27 Open End, V27-2 Concealed Recessed. See Accessories for part number and price.

NOTE: When applicable, VC-250 should be used in conjunction with stainless steel escutcheons.

‡ For recessed horizontal sidewall, order horizontal sidewall unit and corresponding recessed escutcheon. Specify ½" or ¾" adjustment. Weather resistant recessed escutcheons available, see Accessories for details.

† Capped packaging available. Contact Victaulic for details.

Not all temperature ratings are listed and approved for recessed applications. Refer to product specifications for details.

Items listed in shaded areas and custom finishes are non-cancellable and non-returnable.
Unopened, full boxes of standard product less than two years old will be accepted for return.


FireLock™ Sprinklers – Standard Coverage

Series FL-SR/SW
V2709
Installation-Ready™


STANDARD RESPONSE
K5.6 (8.1 SI)

Horizontal Sidewall and Recessed Horizontal Sidewall
½" (15 mm) IGS™ Groove or ½" NPT (15 mm BSPT) Thread
½" (13 mm) Orifice
K5.6 (8.1 SI)
UL Listed for 250 psi

Refer to publication 41.52.



Horizontal Sidewall V2709
with Style V9 Sprinkler Coupling



Standard Horizontal Sidewall
V2709



Recessed Horizontal Sidewall ††
V2709



| Temp. Rating | | Victaulic Part Number | Price Each |
|---|-----|-----------------------|------------|
| °F | °C | Horizontal Sidewall | |
| Threaded Connection | | | |
| BLACK PAINT FINISH | | | |
| 135 | 57 | S271CAS4B0 | \$42.00 |
| 155 | 68 | S271CCS4B0 | 42.00 |
| 175 | 79 | S271CES4B0 | 42.00 |
| 200 | 93 | S271CFS4B0 | 42.00 |
| 286 | 141 | S271CJS4B0 | 42.00 |
| 360 | 182 | S271CKS4B0 | 47.00 |
| Open | | S271CMS4B0 | + |
| VC250 COATING | | | |
| 135 | 57 | S271CAS4N0 | + |
| 155 | 68 | S271CCS4N0 | + |
| 175 | 79 | S271CES4N0 | + |
| 200 | 93 | S271CFS4N0 | + |
| 286 | 141 | S271CJS4N0 | + |
| 360 | 182 | S271CKS4N0 | + |
| Open | | S271CMS4N0 | + |
| CUSTOM FINISH | | | |
| Allow 4-6 weeks for samples of customer finish specifications. See Net Adders for Sprinklers at the beginning of this section for pricing information. | | | |

+ Quoted on application. Contact Victaulic for pricing and availability.

Recommended Wrenches: V27 Open End, V27-2 Concealed Recessed. See Accessories for part number and price.

NOTE: When applicable, VC-250 should be used in conjunction with stainless steel escutcheons.

‡ For recessed horizontal sidewall, order horizontal sidewall unit and corresponding recessed escutcheon. Specify ½" or ¾" adjustment. Weather resistant recessed escutcheons available, see Accessories for details.

† Capped packaging available. Contact Victaulic for details.

Not all temperature ratings are listed and approved for recessed applications. Refer to product specifications for details.

Items listed in shaded areas and custom finishes are non-cancellable and non-returnable.
Unopened, full boxes of standard product less than two years old will be accepted for return.

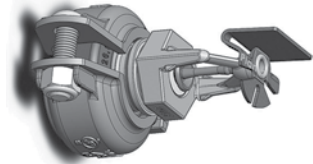
FireLock™ Sprinklers – Standard Coverage

Series FL-SR/SW
V3409
Installation-Ready™


STANDARD RESPONSE
K8.0 (11.5 SI)

Horizontal Sidewall and Recessed Horizontal Sidewall
¾" (20 mm) IGS™ Groove or ¾" NPT (20 mm BSPT) Thread
1⅞" (14 mm) Orifice
K8.0 (11.5 SI)


Refer to publication 41.52.



Horizontal Sidewall V3409 with Style V9 Coupling



Standard Horizontal Sidewall V3409



Recessed Horizontal Sidewall ‡ V3409



| Temp. Rating | | Victaulic Part Number | Price Each |
|---|-----|-----------------------|------------|
| °F | °C | Horizontal Sidewall | |
| IGS™ Groove with Style V9 Coupling | | | |
| PLAIN BRASS FINISH | | | |
| 155 | 68 | S34KCCS510 | \$127.50 |
| 200 | 93 | S34KCF5510 | 127.50 |
| 286 | 141 | S34KCJS510 | 127.50 |
| Threaded Connection | | | |
| PLAIN BRASS FINISH | | | |
| 135 | 57 | S342CAS510 | \$100.00 |
| 155 | 68 | S342CCS510 | 100.00 |
| 175 | 79 | S342CES510 | 100.00 |
| 200 | 93 | S342CF5510 | 100.00 |
| 286 | 141 | S342CJS510 | 100.00 |
| 360 | 182 | S342CK5510 | 112.50 |
| Open | | S342CMS510 | + |
| CHROME FINISH | | | |
| 135 | 57 | S342CAS520 | \$114.50 |
| 155 | 68 | S342CCS520 | 114.50 |
| 175 | 79 | S342CES520 | 114.50 |
| 200 | 93 | S342CF5520 | 114.50 |
| 286 | 141 | S342CJS520 | 114.50 |
| 360 | 182 | S342CK5520 | 118.50 |
| Open | | S342CMS520 | + |
| WHITE PAINT FINISH | | | |
| 135 | 57 | S342CAS540 | \$114.50 |
| 155 | 68 | S342CCS540 | 114.50 |
| 175 | 79 | S342CES540 | 114.50 |
| 200 | 93 | S342CF5540 | 114.50 |
| 286 | 141 | S342CJS540 | 114.50 |
| 360 | 182 | S342CK5540 | 118.50 |
| Open | | I342CMS540 | + |
| BRIGHT WHITE PAINTED FINISH | | | |
| 135 | 57 | S342CAS5W0 | \$114.50 |
| 155 | 68 | S342CCS5W0 | 114.50 |
| 175 | 79 | S342CES5W0 | 114.50 |
| 200 | 93 | S342CF55W0 | 114.50 |
| 286 | 141 | S342CJS5W0 | 114.50 |
| 360 | 182 | S342CK55W0 | 118.50 |
| Open | | S342CMS5W0 | + |

Recommended Wrenches: V34 Open End; V34 Recessed. See Accessories for part number and pricing.

+ Quoted on application. Contact Victaulic for pricing and availability.

NOTE: When applicable, VC-250 should be used in conjunction with stainless steel escutcheons.

‡ For recessed horizontal sidewall, order horizontal sidewall unit and corresponding recessed escutcheon. Specify ½" or ¾" adjustment. Weather resistant recessed escutcheons available, see Accessories for details.

Not all temperature ratings are listed and approved for recessed applications. Refer to product specifications for details.

Items listed in shaded areas and custom finishes are non-cancellable and non-returnable.
Unopened, full boxes of standard product less than two years old will be accepted for return.


FireLock™ Sprinklers – Standard Coverage

Series FL-SR/SW
V3409
Installation-Ready™


**STANDARD RESPONSE
K8.0 (11.5 SI)**

**Horizontal Sidewall and
Recessed Horizontal Sidewall
¾" (20 mm) IGS™ Groove or
¾" NPT (20 mm BSPT) Thread
1⅞" (14 mm) Orifice
K8.0 (11.5 SI)**

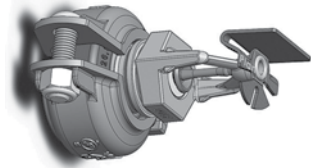
Refer to publication 41.52.



Standard Horizontal Sidewall
V3409



Recessed Horizontal Sidewall ‡
V3409



Horizontal Sidewall V3409
with Style V9 Coupling



| Temp. Rating | | Victaulic Part Number | Price Each |
|--|-----|-----------------------|------------|
| °F | °C | Horizontal Sidewall | |
| Threaded Connection | | | |
| BLACK PAINT FINISH | | | |
| 135 | 57 | S342CAS5B0 | \$118.50 |
| 155 | 68 | S342CCS5B0 | 118.50 |
| 175 | 79 | S342CES5B0 | 118.50 |
| 200 | 93 | S342CFS5B0 | 118.50 |
| 286 | 141 | S342CJS5B0 | 118.50 |
| 360 | 182 | S342CKS5B0 | 69.50 |
| Open | | S342CMS5B0 | + |
| VC250 COATING | | | |
| 135 | 57 | S342CAS5N0 | + |
| 155 | 68 | S342CCS5N0 | + |
| 175 | 79 | S342CES5N0 | + |
| 200 | 93 | S342CFS5N0 | + |
| 286 | 141 | S342CJS5N0 | + |
| 360 | 182 | S342CKS5N0 | + |
| Open | | S342CMS5N0 | + |
| CUSTOM FINISH | | | |
| Allow 4-6 weeks for samples of customer finish specifications. See Net Adders for Sprinklers at the beginning of this section for pricing information. | | | |

Recommended Wrenches: V34 Open End; V34 Recessed. See Accessories for part number and pricing.

+ Quoted on application. Contact Victaulic for pricing and availability.

NOTE: When applicable, VC-250 should be used in conjunction with stainless steel escutcheons.

‡ For recessed horizontal sidewall, order horizontal sidewall unit and corresponding recessed escutcheon. Specify ½" or ¾" adjustment. Weather resistant recessed escutcheons available, see Accessories for details.

Not all temperature ratings are listed and approved for recessed applications. Refer to product specifications for details.

Items listed in shaded areas and custom finishes are non-cancellable and non-returnable.
Unopened, full boxes of standard product less than two years old will be accepted for return.

FireLock™ Sprinklers – Standard Coverage

Series FL-SR/C
V3807

**STANDARD RESPONSE –
ADJUSTABLE CONCEALED
K5.6 (8.1 SI)**

**Standard Pendent
300 psi (2068 kPa) High
Pressure
½" NPT (15 mm BSPT) Thread
½" (13 mm) Orifice
K5.6 (8.1 SI)**

Refer to publication 41.53



| Temp. Rating | | Victaulic Part Number | Standard Concealed | Finish | Price Each |
|---------------------------------|------|-----------------------|--------------------|--------------|------------|
| °F | °C | | | | |
| ORDINARY TEMPERATURE | | | | | |
| 135 | 57 | S381PAS41B | Sprinkler Only | Plain Brass | \$45.00 |
| 155 | 68 | S381PCS41B | Sprinkler Only | Plain Brass | 45.00 |
| 135 * | 57 * | S3806AS020 | Cover Only | Chrome | 8.50 |
| 135 * | 57 * | S3806AS040 | Cover Only | White | 8.50 |
| 135 * | 57 * | S3806AS0W0 | Cover Only | Bright White | 8.50 |
| 135 * | 57 * | S3806AS0B0 | Cover Only | Flat Black | 18.50 |
| 135 * | 57 * | S3806AS0_0 | Cover Only | Custom ‡ | + |
| INTERMEDIATE TEMPERATURE | | | | | |
| 175 | 79 | S381PES41B | Sprinkler Only | Plain Brass | \$45.00 |
| 200 | 93 | S381PFS41B | Sprinkler Only | Plain Brass | 45.00 |
| 165 † | 74 † | S3806D0020 | Cover Only | Chrome | 16.50 |
| 165 † | 74 † | S3806D0040 | Cover Only | White | 8.50 |
| 165 † | 74 † | S3806D00W0 | Cover Only | Bright White | 8.50 |
| 165 † | 74 † | S3806D00B0 | Cover Only | Flat Black | 18.50 |
| 165 † | 74 † | S3806D00_0 | Cover Only | Custom ‡ | + |

+ Quoted on application. Contact Victaulic for pricing and availability.

Recommended Wrenches: V38-4 Socket Concealed; V38-5 Cabinet Socket. See Accessories for part number and price.

* For use with Standard or Quick Response Concealed Sprinkler 135°F/57°C or 155°F/68°C

† For use with Standard or Quick Response Concealed Sprinkler 175°F/79°C or 200°F/93°C

‡ Customer must provide finish specification. Allow 3-4 weeks for samples.

Items listed in shaded areas and custom finishes are non-cancellable and non-returnable.
Unopened, full boxes of standard product less than two years old will be accepted for return.

FireLock™ Sprinklers – Standard Coverage

Series FL-SR/C
V5653

**STANDARD RESPONSE –
CONCEALED PENDENT
K5.6 (8.1 SI)**

**Concealed Pendent
½" NPT (15 mm BSPT) Thread
½" (13 mm) Orifice
K5.6 (8.1 SI)**

Refer to publication 41.53



| Temp. Rating | | Victaulic Part Number | Concealed | Finish | Price Each |
|---------------------------------|------|-----------------------|----------------|--------------|------------|
| °F | °C | | | | |
| ORDINARY TEMPERATURE | | | | | |
| 135 | 57 | S561PAS410 | Sprinkler Only | Plain Brass | \$57.50 |
| 155 | 68 | S561PCS410 | Sprinkler Only | Plain Brass | 57.50 |
| SMALL PLATE | | | | | |
| 135 * | 57 * | S563PA002S | Cover Only | Chrome | \$8.50 |
| 135 * | 57 * | S563PA004S | Cover Only | White | 8.50 |
| 135 * | 57 * | S563PA00WS | Cover Only | Bright White | 8.50 |
| 135 * | 57 * | S563PA00BS | Cover Only | Black | 18.50 |
| 135 * | 57 * | S563PA00_S | Cover Only | Custom ‡ | + |
| LARGE PLATE | | | | | |
| 135 * | 57 * | S563PA002L | Cover Only | Chrome | \$8.50 |
| 135 * | 57 * | S563PA004L | Cover Only | White | 8.50 |
| 135 * | 57 * | S563PA00WL | Cover Only | Bright White | 8.50 |
| 135 * | 57 * | S563PA00BL | Cover Only | Black | 18.50 |
| 135 * | 57 * | S563PA00_L | Cover Only | Custom ‡ | + |
| SEISMIC PLATE | | | | | |
| 135 * | 57 * | S563PA002Q | Cover Only | Chrome | \$16.50 |
| 135 * | 57 * | S563PA004Q | Cover Only | White | 16.50 |
| 135 * | 57 * | S563PA00WQ | Cover Only | Bright White | 16.50 |
| 135 * | 57 * | S563PA00BQ | Cover Only | Black | 23.50 |
| 135 * | 57 * | S563PA00_Q | Cover Only | Custom ‡ | + |
| CLEAN ROOM PLATE | | | | | |
| 135 * | 57 * | S563PA004U | Cover Only | White | \$23.50 |
| 135 * | 57 * | S563PA00WU | Cover Only | Bright White | 23.50 |
| INTERMEDIATE TEMPERATURE | | | | | |
| 175 | 79 | S561PES410 | Sprinkler Only | Plain Brass | \$57.50 |
| 200 | 93 | S561PFS410 | Sprinkler Only | Plain Brass | 57.50 |
| SMALL PLATE | | | | | |
| 155 | 68 | S563PC002S | Cover Only | Chrome | \$8.50 |
| 155 | 68 | S563PC004S | Cover Only | White | 8.50 |
| 155 | 68 | S563PC00WS | Cover Only | Bright White | 8.50 |
| 155 | 68 | S563PC00BS | Cover Only | Black | 18.50 |
| 155 | 68 | S563PC00_S | Cover Only | Custom ‡ | + |
| LARGE PLATE | | | | | |
| 155 | 68 | S563PC002L | Cover Only | Chrome | \$8.50 |
| 155 | 68 | S563PC004L | Cover Only | White | 8.50 |
| 155 | 68 | S563PC00WL | Cover Only | Bright White | 8.50 |
| 155 | 68 | S563PC00BL | Cover Only | Black | 18.50 |
| 155 | 68 | S563PC00_L | Cover Only | Custom ‡ | + |
| SEISMIC PLATE | | | | | |
| 155 | 68 | S563PC002Q | Cover Only | Chrome | \$16.50 |
| 155 | 68 | S563PC004Q | Cover Only | White | 16.50 |
| 155 | 68 | S563PC00WQ | Cover Only | Bright White | 16.50 |
| 155 | 68 | S563PC00BQ | Cover Only | Black | 23.50 |
| 155 | 68 | S563PC00_Q | Cover Only | Custom ‡ | + |
| CLEAN ROOM PLATE | | | | | |
| 155 | 68 | S563PC004U | Cover Only | White | \$23.50 |
| 155 | 68 | S563PC00WU | Cover Only | Bright White | 23.50 |

+ Quoted on application. Contact Victaulic for pricing and availability.

Recommended Wrenches: 1" ADJ Concealed. See Accessories for part number and price.

‡ Customer must provide finish specification. Allow 3-4 weeks for samples.

Items listed in shaded areas and custom finishes are non-cancellable and non-returnable.
Unopened, full boxes of standard product less than two years old will be accepted for return.

FireLock™ Sprinklers – Standard Coverage

Series FL-SR/C
V3801

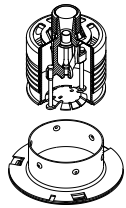
**STANDARD RESPONSE –
ADJUSTABLE CONCEALED
K5.6 (8.1 SI)**

**Standard Pendant
½" NPT (15 mm BSPT) Thread
½" (13 mm) Orifice
K5.6 (8.1 SI)**

Refer to publication 41.53.



Sprinkler and
Cover



Sprinkler
Cover



| Temp. Rating | | Victaulic Part Number | Standard Concealed | Finish | Price Each |
|---------------------------------|------|-----------------------|--------------------|--------------|------------|
| °F | °C | | | | |
| ORDINARY TEMPERATURE | | | | | |
| 135 | 57 | S381PAS410 | Sprinkler Only | Plain | \$57.50 |
| 155 | 68 | S381PCS410 | Sprinkler Only | Plain | 39.00 |
| 135 * | 57 * | S3806AS020 | Cover Only | Chrome | 8.50 |
| 135 * | 57 * | S3806AS040 | Cover Only | White | 8.50 |
| 135 * | 57 | S3806AS0W0 | Cover Only | Bright White | 8.50 |
| 135 * | 57 | S3806AS0B0 | Cover Only | Black | 18.50 |
| 135 * | 57 * | S3806AS0_0 | Cover Only | Custom ‡ | + |
| INTERMEDIATE TEMPERATURE | | | | | |
| 175 | 79 | S381PES410 | Sprinkler Only | Plain | \$57.50 |
| 200 | 93 | S381PFS410 | Sprinkler Only | Plain | 39.00 |
| 165 † | 74 † | S3806D00020 | Cover Only | Chrome | 16.50 |
| 165 † | 74 † | S3806D00040 | Cover Only | White | 8.50 |
| 165 † | 74 | S3806D00W0 | Cover Only | Bright White | 8.50 |
| 165 † | 74 | S3806D00B0 | Cover Only | Black | 18.50 |
| 165 † | 74 † | S3806D00_0 | Cover Only | Custom ‡ | + |

+ Quoted on application. Contact Victaulic for pricing and availability.

Recommended Wrenches: V38-4 Socket Concealed; V38-5 Cabinet Socket. See Accessories for part number and price.

* For use with Standard or Quick Response Concealed Sprinkler 135°F/57°C or 155°F/68°C

† For use with Standard or Quick Response Concealed Sprinkler 175°F/79°C or 200°F/93°C

‡ Customer must provide finish specification. Allow 3-4 weeks for samples.

OPTIONAL CLEAN ROOM COVER SEAL GASKET FOR MODELS V3801 AND V3802

| Victaulic Part Number | Price Per Bag of 10 |
|-----------------------|---------------------|
| S380P00020 | \$99.00 |

Items listed in shaded areas and custom finishes are non-cancellable and non-returnable.
Unopened, full boxes of standard product less than two years old will be accepted for return.

FireLock™ Sprinklers – Standard Coverage

Series FL-SR/CNV
V2725

**STANDARD RESPONSE
CONVENTIONAL (OLD STYLE)
K5.6 (8.1 SI)**

**Standard Response
½" NPT (15 mm BSPT) Thread
½" (13 mm) Orifice
K5.6 (8.1 SI)**
Refer to publication 41.54.



Standard Response – V2725



| Temp. Rating | | Victaulic Part Number | Price Each |
|--|-----|-----------------------|------------|
| °F | °C | | |
| PLAIN BRASS FINISH | | | |
| 135 | 57 | S271WAS410 | \$30.50 |
| 155 | 68 | S271WCS410 | 30.50 |
| 175 | 79 | S271WES410 | 30.50 |
| 200 | 93 | S271WFS410 | 30.50 |
| 286 | 141 | S271WJS410 | 30.50 |
| CHROME FINISH | | | |
| 135 | 57 | S271WAS420 | \$34.50 |
| 155 | 68 | S271WCS420 | 34.50 |
| 175 | 79 | S271WES420 | 34.50 |
| 200 | 93 | S271WFS420 | 34.50 |
| 286 | 141 | S271WJS420 | 34.50 |
| WHITE FINISH | | | |
| 135 | 57 | S271WAS440 | \$34.50 |
| 155 | 68 | S271WCS440 | 34.50 |
| 175 | 79 | S271WES440 | 34.50 |
| 200 | 93 | S271WFS440 | 34.50 |
| 286 | 141 | S271WJS440 | 34.50 |
| 360 | 182 | S271WKS440 | 34.50 |
| BRIGHT WHITE FINISH | | | |
| 135 | 57 | S271WAS4W0 | \$34.50 |
| 155 | 68 | S271WCS4W0 | 34.50 |
| 175 | 79 | S271WES4W0 | 34.50 |
| 200 | 93 | S271WFS4W0 | 34.50 |
| 286 | 141 | S271WJS4W0 | 34.50 |
| 360 | 182 | S271WKS4W0 | 34.50 |
| BLACK PAINT FINISH | | | |
| 135 | 57 | S271WAS4B0 | \$36.50 |
| 155 | 68 | S271WCS4B0 | 36.50 |
| 175 | 79 | S271WES4B0 | 36.50 |
| 200 | 93 | S271WFS4B0 | 36.50 |
| 286 | 141 | S271WJS4B0 | 36.50 |
| 360 | 182 | S271WKS4B0 | 36.50 |
| VC250 COATING | | | |
| 135 | 57 | S271WAS4N0 | + |
| 155 | 68 | S271WCS4N0 | + |
| 175 | 79 | S271WES4N0 | + |
| 200 | 93 | S271WFS4N0 | + |
| 286 | 141 | S271WJS4N0 | + |
| CUSTOM FINISH | | | |
| Allow 4-6 weeks for samples of customer finish specifications. See Net Adders for Sprinklers at the beginning of this section for pricing information. | | | |

+ Quoted on application. Contact Victaulic for pricing and availability.

NOTE: When applicable, VC-250 should be used in conjunction with stainless steel escutcheons.

Recommended Wrenches: V27 Open End. See Accessories for part number and price.

Items listed in shaded areas and custom finishes are non-cancellable and non-returnable. Unopened, full boxes of standard product less than two years old will be accepted for return.

FireLock™ Sprinklers – Standard Coverage

Series FL-SR/CNV
V2753

**STANDARD RESPONSE
CONVENTIONAL (OLD STYLE)
K5.6 (8.1 SI)**

**Standard Response
½" NPT (15 mm BSPT) Thread
½" (13 mm) Orifice
K5.6 (8.1 SI)**

UL Listed for 300 psi
Refer to publication 41.54.



Standard Response – V2753



| Temp. Rating | | Victaulic Part Number | Price Each |
|--|-----|-----------------------|------------|
| °F | °C | | |
| PLAIN BRASS FINISH WITH CHROME DEFLECTOR | | | |
| 135 | 57 | S271WAS41B | \$37.00 |
| 155 | 68 | S271WCS41B | 37.00 |
| 175 | 79 | S271WES41B | 37.00 |
| 200 | 93 | S271WFS41B | 37.00 |
| 286 | 141 | S271WJS41B | 37.00 |
| 360 | 182 | S271WKS41B | 37.00 |
| VC250 COATING | | | |
| 135 | 57 | S271WAS4NB | + |
| 155 | 68 | S271WCS4NB | + |
| 175 | 79 | S271WES4NB | + |
| 200 | 93 | S271WFS4NB | + |
| 286 | 141 | S271WJS4NB | + |
| 360 | 182 | S271WKS4NB | + |
| CUSTOM FINISH | | | |
| Allow 4-6 weeks for samples of customer finish specifications. See Net Adders for Sprinklers at the beginning of this section for pricing information. | | | |

+ Quoted on application. Contact Victaulic for pricing and availability.

Recommended Wrenches: V27 Open End. See Accessories for part number and price.

NOTE: When applicable, VC-250 should be used in conjunction with stainless steel escutcheons.

Items listed in shaded areas and custom finishes are non-cancellable and non-returnable. Unopened, full boxes of standard product less than two years old will be accepted for return.

FireLock™ Sprinklers – Standard Coverage

Series FL-SR/CNV
V8169

**STANDARD RESPONSE
CONVENTIONAL
K8.0 (11.5 SI)**

¾" NPT (20 mm BSPT) Thread
K8.0 (11.5 SI)
Refer to publication 41.54.



Conventional – V8169



| Temp. Rating | | Victaulic Part Number | | Price Each |
|--|-----|-----------------------|--|------------|
| °F | °C | Conventional | | |
| PLAIN BRASS FINISH | | | | |
| 135 | 57 | S812WAS510 | | \$28.00 |
| 155 | 68 | S812WCS510 | | 28.00 |
| 175 | 79 | S812WES510 | | 28.00 |
| 200 | 93 | S812WFS510 | | 28.00 |
| 286 | 141 | S812WJS510 | | 31.50 |
| 360 | 182 | S812WKS510 | | 31.50 |
| Open | | | | + |
| CHROME FINISH | | | | |
| 135 | 57 | S812WAS520 | | \$32.50 |
| 155 | 68 | S812WCS520 | | 32.50 |
| 175 | 79 | S812WES520 | | 32.50 |
| 200 | 93 | S812WFS520 | | 32.50 |
| 286 | 141 | S812WJS520 | | 36.00 |
| 360 | 182 | S812WKS520 | | 36.00 |
| Open | | | | + |
| WHITE PAINT FINISH | | | | |
| 135 | 57 | S812WAS540 | | \$32.50 |
| 155 | 68 | S812WCS540 | | 32.50 |
| 175 | 79 | S812WES540 | | 32.50 |
| 200 | 93 | S812WFS540 | | 32.50 |
| 286 | 141 | S812WJS540 | | 36.00 |
| 360 | 182 | S812WKS540 | | 36.00 |
| Open | | | | + |
| BRIGHT WHITE PAINT FINISH | | | | |
| 135 | 57 | S812WAS5W0 | | \$32.50 |
| 155 | 68 | S812WCS5W0 | | 32.50 |
| 175 | 79 | S812WES5W0 | | 32.50 |
| 200 | 93 | S812WFS5W0 | | 32.50 |
| 286 | 141 | S812WJS5W0 | | 36.00 |
| 360 | 182 | S812WKS5W0 | | 36.00 |
| Open | | | | + |
| BLACK PAINT FINISH | | | | |
| 135 | 57 | S812WAS5B0 | | \$32.50 |
| 155 | 68 | S812WCS5B0 | | 32.50 |
| 175 | 79 | S812WES5B0 | | 32.50 |
| 200 | 93 | S812WFS5B0 | | 32.50 |
| 286 | 141 | S812WJS5B0 | | 36.00 |
| 360 | 182 | S812WKS5B0 | | 36.00 |
| Open | | | | + |
| VC250 COATING | | | | |
| 135 | 57 | S812WAS5N0 | | + |
| 155 | 68 | S812WCS5N0 | | + |
| 175 | 79 | S812WES5N0 | | + |
| 200 | 93 | S812WFS5N0 | | + |
| 286 | 141 | S812WJS5N0 | | + |
| 360 | 182 | S812WKS5N0 | | + |
| Open | | | | + |
| CUSTOM FINISH | | | | |
| Allow 4-6 weeks for samples of customer finish specifications. See Net Adders for Sprinklers at the beginning of this section for pricing information. | | | | |

+ Quoted on application. Contact Victaulic for pricing and availability.

Recommended Wrenches: V81 Attic. See Accessories for part number and pricing.

Items listed in shaded areas and custom finishes are non-cancellable and non-returnable. Unopened, full boxes of standard product less than two years old will be accepted for return.

FireLock™ Sprinklers – Extended Coverage

Series FL-ECLH
V5614

**QUICK RESPONSE
K5.6 (8.1 SI)**

**Pendent and Recessed
Pendent
½" NPT (15 mm BSPT Thread
K5.6 (8.1 SI)**

Refer to publication 42.01.



Pendent – V5614



| Temp. Rating | | Victaulic Part Number | | Price Each |
|----------------------------------|----|-----------------------|--|------------|
| °F | °C | Pendent | | |
| PLAIN BRASS FINISH | | | | |
| 135 | 57 | S561GAQ410 | | \$36.00 |
| 155 | 68 | Y561415501 | | 36.00 |
| 175 | 79 | S561GEQ410 | | 36.00 |
| 200 | 93 | S561GFQ410 | | 36.00 |
| CHROME FINISH | | | | |
| 135 | 57 | S561GAQ420 | | \$38.00 |
| 155 | 68 | S561GCQ420 | | 38.00 |
| 175 | 79 | S561GEQ420 | | 38.00 |
| 200 | 93 | S561GFQ420 | | 38.00 |
| WHITE PAINT FINISH | | | | |
| 135 | 57 | S561GAQ440 | | \$38.00 |
| 155 | 68 | S561GCQ440 | | 38.00 |
| 175 | 79 | S561GEQ440 | | 38.00 |
| 200 | 93 | S561GFQ440 | | 38.00 |
| BRIGHT WHITE PAINT FINISH | | | | |
| 135 | 57 | S561GAQ4W0 | | \$38.00 |
| 155 | 68 | S561GCQ4W0 | | 38.00 |
| 175 | 79 | S561GEQ4W0 | | 38.00 |
| 200 | 93 | S561GFQ4W0 | | 38.00 |
| BLACK PAINT FINISH | | | | |
| 135 | 57 | S561GAQ4B0 | | \$42.00 |
| 155 | 68 | S561GCQ4B0 | | 42.00 |
| 175 | 79 | S561GEQ4B0 | | 42.00 |
| 200 | 93 | S561GFQ4B0 | | 42.00 |

Recommended Wrenches: V56-2 Recessed or V56 Open End. See Accessories for part number and pricing.

Items listed in shaded areas and custom finishes are non-cancellable and non-returnable. Unopened, full boxes of standard product less than two years old will be accepted for return.

FireLock™ Sprinklers – Extended Coverage

Series FL-ECLH
V3428

**QUICK RESPONSE
K8.0 (11.5 SI)**

**Pendent and Recessed
Pendent
3/4" NPT (20 mm BSPT) Thread
5/8" (16 mm) Orifice
K8.0 (11.5 SI)**

Refer to publication 42.01.



V3428



| Temp. Rating | | Victaulic Part Number | Price Each |
|--|----|-----------------------|------------|
| °F | °C | | |
| PLAIN BRASS | | | |
| 135 | 57 | S342GAQ510 | \$44.50 |
| 155 | 68 | S342GCQ510 | 44.50 |
| 175 | 79 | S342GEQ510 | 44.50 |
| 200 | 93 | S342GFQ510 | 44.50 |
| CHROME PLATED | | | |
| 135 | 57 | S342GAQ520 | \$95.50 |
| 155 | 68 | S342GCQ520 | 95.50 |
| 175 | 79 | S342GEQ520 | 95.50 |
| 200 | 93 | S342GFQ520 | 95.50 |
| WHITE PAINTED | | | |
| 135 | 57 | S342GAQ540 | \$95.50 |
| 155 | 68 | S342GCQ540 | 95.50 |
| 175 | 79 | S342GEQ540 | 95.50 |
| 200 | 93 | S342GFQ540 | 95.50 |
| BRIGHT WHITE PAINTED | | | |
| 135 | 57 | S342GAQ5W0 | \$95.50 |
| 155 | 68 | S342GCQ5W0 | 95.50 |
| 175 | 79 | S342GEQ5W0 | 95.50 |
| 200 | 93 | S342GFQ5W0 | 95.50 |
| BLACK PAINT FINISH | | | |
| 135 | 57 | S342GAQ5B0 | \$97.00 |
| 155 | 68 | S342GCQ5B0 | 97.00 |
| 175 | 79 | S342GEQ5B0 | 97.00 |
| 200 | 93 | S342GFQ5B0 | 97.00 |
| VC250 COATING | | | |
| 135 | 57 | S342GAQ5N0 | + |
| 155 | 68 | S342GCQ5N0 | + |
| 175 | 79 | S342GEQ5N0 | + |
| 200 | 93 | S342GFQ5N0 | + |
| CUSTOM FINISH | | | |
| Allow 4-6 weeks for samples of customer finish specifications. See Net Adders for Sprinklers at the beginning of this section for pricing information. | | | |

+ Quoted on application. Contact Victaulic for pricing and availability.

NOTE: When applicable, VC-250 should be used in conjunction with stainless steel escutcheons.

Recommended Wrenches: V34 Open End; V34 Recessed. See Accessories for part number and pricing.

Items listed in shaded areas and custom finishes are non-cancellable and non-returnable. Unopened, full boxes of standard product less than two years old will be accepted for return.

FireLock™ Sprinklers – Extended Coverage

Series FL-ECLH
V3412

QUICK RESPONSE
K11.2 (16.2 SI)

Pendent and Recessed
Pendent
¾" NPT (20 mm BSPT) Thread
⅝" (16 mm) Orifice
K11.2 (16.2 SI)

Refer to publication 42.01.



Pendent
V3412



Recessed Pendent ‡
V3412



| Temp. Rating | | Victaulic Part Number | Price Each |
|---|----|-----------------------|------------|
| °F | °C | Pendent | |
| PLAIN BRASS FINISH | | | |
| 135 | 57 | S342GAQ610 | \$69.50 |
| 155 | 68 | S342GCQ610 | 69.50 |
| 175 | 79 | S342GEQ610 | 69.50 |
| 200 | 93 | S342GFQ610 | 69.50 |
| CHROME FINISH | | | |
| 135 | 57 | S342GAQ620 | \$69.50 |
| 155 | 68 | S342GCQ620 | 69.50 |
| 175 | 79 | S342GEQ620 | 69.50 |
| 200 | 93 | S342GFQ620 | 69.50 |
| WHITE PAINT FINISH | | | |
| 135 | 57 | S342GAQ640 | \$69.50 |
| 155 | 68 | S342GCQ640 | 69.50 |
| 175 | 79 | S342GEQ640 | 69.50 |
| 200 | 93 | S342GFQ640 | 69.50 |
| BRIGHT WHITE PAINT FINISH | | | |
| 135 | 57 | S342GAQ6W0 | \$69.50 |
| 155 | 68 | S342GCQ6W0 | 69.50 |
| 175 | 79 | S342GEQ6W0 | 69.50 |
| 200 | 93 | S342GFQ6W0 | 69.50 |
| BLACK PAINT FINISH | | | |
| 135 | 57 | S342GAQ6B0 | \$70.00 |
| 155 | 68 | S342GCQ6B0 | 70.00 |
| 175 | 79 | S342GEQ6B0 | 70.00 |
| 200 | 93 | S342GFQ6B0 | 70.00 |
| VC250 COATING | | | |
| 135 | 57 | S342GAQ6N0 | + |
| 155 | 68 | S342GCQ6N0 | + |
| 175 | 79 | S342GEQ6N0 | + |
| 200 | 93 | S342GFQ6N0 | + |
| CUSTOM FINISH | | | |
| Allow 4-6 weeks for samples of customer finish specifications. See Net Adders for Sprinklers at the beginning of this section for pricing information. | | | |

‡ For recessed pendent, order pendent unit and corresponding recessed escutcheon. Specify ½" or ¾" adjustment. Weather resistant recessed escutcheons available, see Accessories for details.

+ Quoted on application. Contact Victaulic for pricing and availability.

Recommended Wrenches: V34 Open End; V34 Recessed. See Accessories for part number and pricing.

NOTE: When applicable, VC-250 should be used in conjunction with stainless steel escutcheons.

Not all temperature ratings are listed and approved for recessed applications. Refer to product specifications for details.

Items listed in shaded areas and custom finishes are non-cancellable and non-returnable.
Unopened, full boxes of standard product less than two years old will be accepted for return.

FireLock™ Sprinklers – Extended Coverage

Series FL-ECLH V3414

**QUICK RESPONSE
K14.0 (20.2 SI)**

**Pendent and Recessed
Pendent
¾" NPT (20 mm BSPT) Thread
¾" (19.1 mm) Orifice
K14.0 (20.2 SI)**

Refer to publication 42.01.



Pendent
V3414



Recessed Pendent ‡
V3414



| Temp. Rating | | Victaulic Part Number | Price Each |
|---|----|-----------------------|------------|
| °F | °C | Pendent | |
| PLAIN BRASS FINISH | | | |
| 135 | 57 | S342GAQ710 | \$76.00 |
| 155 | 68 | S342GCQ710 | 76.00 |
| 175 | 79 | S342GEQ710 | 76.00 |
| 200 | 93 | S342GFQ710 | 76.00 |
| CHROME FINISH | | | |
| 135 | 57 | S342GAQ720 | \$77.50 |
| 155 | 68 | S342GCQ720 | 77.50 |
| 175 | 79 | S342GEQ720 | 77.50 |
| 200 | 93 | S342GFQ720 | 77.50 |
| WHITE PAINT FINISH | | | |
| 135 | 57 | S342GAQ740 | \$77.50 |
| 155 | 68 | S342GCQ740 | 77.50 |
| 175 | 79 | S342GEQ740 | 77.50 |
| 200 | 93 | S342GFQ740 | 77.50 |
| BRIGHT WHITE PAINT FINISH | | | |
| 135 | 57 | S342GAQ7W0 | \$77.50 |
| 155 | 68 | S342GCQ7W0 | 77.50 |
| 175 | 79 | S342GEQ7W0 | 77.50 |
| 200 | 93 | S342GFQ7W0 | 77.50 |
| BLACK PAINT FINISH | | | |
| 135 | 57 | S342GAQ7B0 | \$76.00 |
| 155 | 68 | S342GCQ7B0 | 76.00 |
| 175 | 79 | S342GEQ7B0 | 76.00 |
| 200 | 93 | S342GFQ7B0 | 76.00 |
| VC250 COATING | | | |
| 135 | 57 | S342GAQ7N0 | + |
| 155 | 68 | S342GCQ7N0 | + |
| 175 | 79 | S342GEQ7N0 | + |
| 200 | 93 | S342GFQ7N0 | + |
| CUSTOM FINISH | | | |
| Allow 4-6 weeks for samples of customer finish specifications. See Net Adders for Sprinklers at the beginning of this section for pricing information. | | | |

‡ For recessed pendent, order pendent unit and corresponding recessed escutcheon. Specify ½" or ¾" adjustment. Weather resistant recessed escutcheons available, see Accessories for details.

Recommended Wrenches: V34 Open End; V34 Recessed. See Accessories for part number and pricing.

+ Quoted on application. Contact Victaulic for pricing and availability.

NOTE: When applicable, VC-250 should be used in conjunction with stainless steel escutcheons.

Not all temperature ratings are listed and approved for recessed applications. Refer to product specifications for details.

Items listed in shaded areas and custom finishes are non-cancellable and non-returnable. Unopened, full boxes of standard product less than two years old will be accepted for return.

FireLock™ Sprinklers – Extended Coverage

Series FL-ECLH/SW
V2758

QUICK RESPONSE
K5.6 (8.1 SI)

Horizontal Sidewall and Recessed Horizontal Sidewall
½" NPT (15 mm BSPT) Thread
½" (15 mm) Orifice
K5.6 (8.1 SI)

Refer to publication 42.02.



Horizontal Sidewall
V2758



| Temp. Rating °F | Temp. Rating °C | Victaulic Part Number | Price Each |
|---|--------------------|-----------------------|------------|
| Horizontal Sidewall | | | |
| PLAIN BRASS FINISH | | | |
| 135 | 57 | S271HAQ410 | \$40.50 |
| 155 | 68 | S271HCQ410 | 40.50 |
| 175 | 79 | S271HEQ410 | 40.50 |
| 200 | 93 | S271HFQ410 | 40.50 |
| CHROME FINISH | | | |
| 135 | 57 | S271HAQ420 | \$43.50 |
| 155 | 68 | S271HCQ420 | 43.50 |
| 175 | 79 | S271HEQ420 | 43.50 |
| 200 | 93 | S271HFQ420 | 43.50 |
| WHITE PAINT FINISH | | | |
| 135 | 57 | S271HAQ440 | \$43.50 |
| 155 | 68 | S271HCQ440 | 43.50 |
| 175 | 79 | S271HEQ440 | 43.50 |
| 200 | 93 | S271HFQ440 | 43.50 |
| BRIGHT WHITE PAINT FINISH | | | |
| 135 | 57 | S271HAQ4W0 | \$43.50 |
| 155 | 68 | S271HCQ4W0 | 43.50 |
| 175 | 79 | S271HEQ4W0 | 43.50 |
| 200 | 93 | S271HFQ4W0 | 43.50 |
| BLACK PAINT FINISH | | | |
| 135 | 57 | S271HAQ4B0 | \$45.00 |
| 155 | 68 | S271HCQ4B0 | 45.00 |
| 175 | 79 | S271HEQ4B0 | 45.00 |
| 200 | 93 | S271HFQ4B0 | 45.00 |
| VC250 COATING | | | |
| 135 | 57 | S271HAQ4N0 | + |
| 155 | 68 | S271HCQ4N0 | + |
| 175 | 79 | S271HEQ4N0 | + |
| 200 | 93 | S271HFQ4N0 | + |
| CUSTOM FINISH | | | |
| Allow 4-6 weeks for samples of customer finish specifications. See Net Adders for Sprinklers at the beginning of this section for pricing information. | | | |

‡ For recessed horizontal sidewall, order horizontal sidewall unit and corresponding recessed escutcheon. Specify ½" or ¾" adjustment. Weather resistant recessed escutcheons available, see Accessories for details.

+ Quoted on application. Contact Victaulic for pricing and availability.

Recommended Wrenches: V27 Open; V27-2 Recessed. See Accessories for part number and price.

NOTE: When applicable, VC-250 should be used in conjunction with stainless steel escutcheons.

Not all temperature ratings are listed and approved for recessed applications. Refer to product specifications for details.

Items listed in shaded areas and custom finishes are non-cancellable and non-returnable.
Unopened, full boxes of standard product less than two years old will be accepted for return.


FireLock™ Sprinklers – Extended Coverage

Series FL-ECLH/SW V3416

**QUICK RESPONSE
K8.0 (11.5 SI)**

**Horizontal Sidewall and
Recessed Horizontal Sidewall
¾" NPT (20 mm BSPT) Thread
1 7/32" (14 mm) Orifice
K8.0 (11.5 SI)**

Refer to publication 42.02.



Recessed Horizontal Sidewall ‡
V3416



Standard
V3416



| Temp. Rating | | Victaulic Part Number | | Price Each |
|---|----|-----------------------|--|------------|
| °F | °C | Horizontal Sidewall | | |
| PLAIN BRASS FINISH | | | | |
| 135 | 57 | S342HAQ510 | | \$42.00 |
| 155 | 68 | S342HCQ510 | | 42.00 |
| 175 | 79 | S342HEQ510 | | 42.00 |
| 200 | 93 | S342HFQ510 | | 42.00 |
| CHROME FINISH | | | | |
| 135 | 57 | S342HAQ520 | | \$46.50 |
| 155 | 68 | S342HCQ520 | | 46.50 |
| 175 | 79 | S342HEQ520 | | 46.50 |
| 200 | 93 | S342HFQ520 | | 46.50 |
| WHITE PAINT FINISH | | | | |
| 135 | 57 | S342HAQ540 | | \$46.50 |
| 155 | 68 | S342HCQ540 | | 46.50 |
| 175 | 79 | S342HEQ540 | | 46.50 |
| 200 | 93 | S342HFQ540 | | 46.50 |
| BRIGHT WHITE PAINT FINISH | | | | |
| 135 | 57 | S342HAQ5W0 | | \$46.50 |
| 155 | 68 | S342HCQ5W0 | | 46.50 |
| 175 | 79 | S342HEQ5W0 | | 46.50 |
| 200 | 93 | S342HFQ5W0 | | 46.50 |
| BLACK PAINT FINISH | | | | |
| 135 | 57 | S342HAQ5B0 | | \$49.50 |
| 155 | 68 | S342HCQ5B0 | | 49.50 |
| 175 | 79 | S342HEQ5B0 | | 49.50 |
| 200 | 93 | S342HFQ5B0 | | 49.50 |
| VC250 COATING | | | | |
| 135 | 57 | S342HAQ5N0 | | + |
| 155 | 68 | S342HCQ5N0 | | + |
| 175 | 79 | S342HEQ5N0 | | + |
| 200 | 93 | S342HFQ5N0 | | + |
| CUSTOM FINISH | | | | |
| Allow 4-6 weeks for samples of customer finish specifications. See Net Adders for Sprinklers at the beginning of this section for pricing information. | | | | |

‡ For recessed pendent, order pendent unit and corresponding recessed escutcheon. Specify ½" or ¾" adjustment. Weather resistant recessed escutcheons available, see Accessories for details.

+ Quoted on application. Contact Victaulic for pricing and availability.

Recommended Wrenches: V34 Open End; V34 Recessed. See Accessories for part number and pricing.

NOTE: When applicable, VC-250 should be used in conjunction with stainless steel escutcheons.

Not all temperature ratings are listed and approved for recessed applications. Refer to product specifications for details.

Items listed in shaded areas and custom finishes are non-cancellable and non-returnable.
Unopened, full boxes of standard product less than two years old will be accepted for return.

FireLock™ Sprinklers – Extended Coverage

Series FL-ECLH/SWDC V5613

QUICK RESPONSE
K5.6 (8.1 SI)

**Dome Concealed Horizontal
Sidewall**
½" NPT (15 mm BSPT) Thread
K5.6 (8.1 SI)

Refer to publication 42.03.



Dome Concealed Horizontal
Sidewall – V5613



| Temp. Rating | | Victaulic Part Number | Dome Concealed | Finish | Price Each |
|---------------------------------|----|-----------------------|----------------|--------------|------------|
| °F | °C | | | | |
| Horizontal Sidewall | | | | | |
| ORDINARY TEMPERATURE | | | | | |
| 135 | 57 | S561VAQ410 | Sprinkler Only | Plain | \$40.50 |
| 155 | 68 | S561VCQ410 | Sprinkler Only | Plain | 40.50 |
| 135 | 57 | S561JA0020 | Cover Only | Chrome | 8.50 |
| 135 | 57 | S561JA0040 | Cover Only | White | 8.50 |
| 135 | 57 | S561JA00W0 | Cover Only | Bright White | 8.50 |
| 135 | 57 | S561JA00B0 | Cover Only | Black | 18.50 |
| INTERMEDIATE TEMPERATURE | | | | | |
| 175 | 79 | S561VEQ410 | Sprinkler Only | Plain | \$40.50 |
| 155 | 68 | S561JC0020 | Cover Only | Chrome | 8.50 |
| 155 | 68 | S561JC0040 | Cover Only | White | 8.50 |
| 155 | 68 | S561JC00W0 | Cover Only | Bright White | 8.50 |
| 155 | 68 | S561JC00B0 | Cover Only | Black | 18.50 |

Recommended Wrenches: V56 Domed Concealed. See Accessories for part number and pricing.

Series FL-ECLH/SWDC V8113

QUICK RESPONSE
K8.0 (11.5 SI)

**Dome Concealed Horizontal
Sidewall**
¾" NPT (20 mm) Thread
K8.0 (11.5 SI)

Refer to publication 42.03.



Horizontal Sidewall Dome
Concealed – V8113



| Temp. Rating | | Victaulic Part Number | Dome Concealed | Finish | Price Each |
|---------------------------------|----|-----------------------|----------------|--------------|------------|
| °F | °C | | | | |
| Horizontal Sidewall | | | | | |
| ORDINARY TEMPERATURE | | | | | |
| 135 | 57 | S812VAQ510 | Sprinkler Only | Plain | \$66.50 |
| 155 | 68 | S812VCQ510 | Sprinkler Only | Plain | 66.50 |
| 135 | 57 | S561JA0020 | Cover Only | Chrome | 8.50 |
| 135 | 57 | S561JA0040 | Cover Only | White | 8.50 |
| 135 | 57 | S561JA00W0 | Cover Only | Bright White | 8.50 |
| 135 | 57 | S561JA00B0 | Cover Only | Black | 18.50 |
| INTERMEDIATE TEMPERATURE | | | | | |
| 175 | 79 | S812VEQ510 | Sprinkler Only | Plain | \$66.50 |
| 155 | 68 | S561JC0020 | Cover Only | Chrome | 8.50 |
| 155 | 68 | S561JC0040 | Cover Only | White | 8.50 |
| 155 | 68 | S561JC00W0 | Cover Only | Bright White | 8.50 |
| 155 | 68 | S561JC00B0 | Cover Only | Black | 18.50 |

Recommended Wrenches: V81 Domed Concealed. See Accessories for part number and pricing.

Items listed in shaded areas and custom finishes are non-cancellable and non-returnable.
Unopened, full boxes of standard product less than two years old will be accepted for return.

FireLock™ Sprinklers – Extended Coverage

Series FL-ECLH/SWDC V8114

QUICK RESPONSE
K8.0 (11.5 SI)

**Dome Concealed Horizontal
Sidewall**
¾" NPT (20 mm) Thread
K8.0 (11.5 SI)

Refer to publication 42.03.



Dome Concealed Horizontal
Sidewall – V8114



| Temp. Rating | | Victaulic Part Number | Dome Concealed | Finish | Price Each |
|-----------------------------|------|-----------------------|----------------|--------------|------------|
| °F | °C | | | | |
| ORDINARY TEMPERATURE | | | | | |
| 135 | 57 | S812VAQ511 | Sprinkler Only | Plain | \$66.50 |
| 135 * | 57 * | S561JA0020 | Cover Only | Chrome | 8.50 |
| 135 * | 57 * | S561JA0040 | Cover Only | White | 8.50 |
| 135 | 57 | S561JA00W0 | Cover Only | Bright White | 8.50 |
| 135 | 57 | S561JA00B0 | Cover Only | Black | 18.50 |
| 135 * | 57 * | S561JA00_0 | Cover Only | Custom | + |

+ Quoted on application. Contact Victaulic for pricing and availability.

Recommended Wrenches: V81 Domed Concealed. See Accessories for part number and pricing.

Series FL-ECLH/C V5603

QUICK RESPONSE
INCH
K5.6 (8.1 SI)

Concealed Pendent
½" NPT (15 mm BSPT) Thread
K5.6 (8.1 SI)



Concealed Pendent – V5603



| Temp. Rating | | Victaulic Part Number | Concealed | Finish | Price Each |
|---------------------------------|----|-----------------------|----------------|--------------|------------|
| °F | °C | | | | |
| ORDINARY TEMPERATURE | | | | | |
| 135 | 57 | S561JAQ410 | Sprinkler Only | Plain Brass | \$57.50 |
| 155 | 68 | S561JCQ410 | Sprinkler Only | Plain Brass | 57.50 |
| 135 | 57 | S110NA0020 | Cover Only | Chrome | 8.00 |
| 135 | 57 | S110NA0040 | Cover Only | White | 8.00 |
| 135 | 57 | S110NA00W0 | Cover Only | Bright White | 8.00 |
| 135 | 57 | S110NA00B0 | Cover Only | Black | 18.50 |
| 135 | 57 | S110NA00_0 | Cover Only | Custom | + |
| INTERMEDIATE TEMPERATURE | | | | | |
| 175 | 79 | S561JEQ410 | Sprinkler Only | Plain Brass | \$57.50 |
| 155 | 68 | S110NC0020 | Cover Only | Chrome | 8.00 |
| 155 | 68 | S110NC0040 | Cover Only | White | 8.00 |
| 155 | 68 | S110NC00W0 | Cover Only | Bright White | 8.00 |
| 155 | 68 | S110NC00B0 | Cover Only | Black | 18.50 |
| 155 | 68 | S110NC00_0 | Cover Only | Custom | + |

+ Quoted on application. Contact Victaulic for pricing and availability.

Recommended Wrenches: V56 Concealed. See Accessories for part number and pricing.

Items listed in shaded areas and custom finishes are non-cancellable and non-returnable.
Unopened, full boxes of standard product less than two years old will be accepted for return.

FireLock™ Sprinklers – Extended Coverage

Series FL-ECLH/C V3102

QUICK RESPONSE
K8.0 (11.5 SI)

Concealed Pendant
¾" NPT (20 mm BSPT) Thread
17/32" (14 mm) Orifice
K8.0 (11.5 SI)

Refer to publication 42.04.



| Temp. Rating | | Victaulic Part Number | Adjustable Concealed Pendant | Finish | Price Each |
|--------------|----|-----------------------|------------------------------|--------------|------------|
| °F | °C | | | | |
| 135 | 57 | S312JAQ510 | Sprinkler Only | Plain | \$131.00 |
| 135 | 57 | S3306A0020 | Cover Only | Chrome | 19.00 |
| 135 | 57 | S3306A0040 | Cover Only | White | 19.00 |
| 135 | 57 | S3306A00W0 | Cover Only | Bright White | 19.00 |
| 135 | 57 | S3306A00B0 | Cover Only | Flat Black | 19.00 |
| 135 | 57 | S3306A00_0 | Cover Only | Custom | + |

+ Quoted on application. Contact Victaulic for pricing and availability.

Recommended Wrenches: V31/V33 Concealed. See Accessories for part number and price.

Series FL-ECLH/C V1106

QUICK RESPONSE
K11.2 (16.2 SI)

INCH Concealed Pendant
¾" NPT (20 mm BSPT) Thread
K11.2 (16.2 SI)

Refer to publication 42.04.



| Temp. Rating | | Victaulic Part Number | INCH Concealed | Finish | Price Each |
|---------------------------------|----|-----------------------|----------------|--------------|------------|
| °F | °C | | | | |
| ORDINARY TEMPERATURE | | | | | |
| 135 | 57 | S112JAQ610 | Sprinkler Only | Plain | \$131.00 |
| 155 | 68 | S112JCQ610 | Sprinkler Only | Plain | 131.00 |
| 135 | 57 | S110NA0020 | Cover Only | Chrome | 8.00 |
| 135 | 57 | S110NA0040 | Cover Only | White | 8.00 |
| 135 | 57 | S110NA00W0 | Cover Only | Bright White | 8.00 |
| 135 | 57 | S110NA00B0 | Cover Only | Black | 18.50 |
| 135 | 57 | S110NA00_0 | Cover Only | Custom | + |
| INTERMEDIATE TEMPERATURE | | | | | |
| 175 | 79 | S112JEQ610 | Sprinkler Only | Plain | \$131.00 |
| 200 | 93 | S112JFQ610 | Sprinkler Only | Plain | 131.00 |
| 155 | 68 | S110NC0020 | Cover Only | Chrome | 8.00 |
| 155 | 68 | S110NC0040 | Cover Only | White | 8.00 |
| 155 | 68 | S110NC00W0 | Cover Only | Bright White | 8.00 |
| 155 | 68 | S110NC00B0 | Cover Only | Black | 18.50 |
| 155 | 68 | S110NC00_0 | Cover Only | Custom | + |

Recommended Wrench: V11 Concealed. See Accessories for part number and price.

+ Quoted on application. Contact Victaulic for pricing and availability.

Items listed in shaded areas and custom finishes are non-cancellable and non-returnable.
Unopened, full boxes of standard product less than two years old will be accepted for return.

FireLock™ Sprinklers – Extended Coverage

Series FL-ECOH
V1121

**QUICK/STANDARD RESPONSE
K11.2 (16.1 SI)**

Upright
¾" NPT (20 mm BSPT) Thread
K11.2 (16.1 SI)
Refer to publication 42.51.



Upright – V1121



| Temp. Rating | | Victaulic Part Number | Price Each |
|----------------------------------|-----|-----------------------|------------|
| °F | °C | | |
| PLAIN BRASS FINISH | | | |
| 135 | 57 | S112EAQ610 | \$75.00 |
| 155 | 68 | S112ECQ610 | 75.00 |
| 175 | 79 | S112EEQ610 | 75.00 |
| 200 | 93 | S112EFQ610 | 75.00 |
| 286 | 141 | S112EJQ610 | 75.00 |
| CHROME FINISH | | | |
| 135 | 57 | S112EAQ620 | \$80.50 |
| 155 | 68 | S112ECQ620 | 80.50 |
| 175 | 79 | S112EEQ620 | 80.50 |
| 200 | 93 | S112EFQ620 | 80.50 |
| 286 | 141 | S112EJQ620 | 80.50 |
| WHITE PAINT FINISH | | | |
| 135 | 57 | S112EAQ640 | \$80.50 |
| 155 | 68 | S112ECQ640 | 80.50 |
| 175 | 79 | S112EEQ640 | 80.50 |
| 200 | 93 | S112EFQ640 | 80.50 |
| 286 | 141 | S112EJQ640 | 80.50 |
| BRIGHT WHITE PAINT FINISH | | | |
| 135 | 57 | S112EAQ6W0 | \$80.50 |
| 155 | 68 | S112ECQ6W0 | 80.50 |
| 175 | 79 | S112EEQ6W0 | 80.50 |
| 200 | 93 | S112EFQ6W0 | 80.50 |
| 286 | 141 | S112EJQ6W0 | 80.50 |
| BLACK PAINT FINISH | | | |
| 135 | 57 | S112EAQ6B0 | \$83.00 |
| 155 | 68 | S112ECQ6B0 | 83.00 |
| 175 | 79 | S112EEQ6B0 | 83.00 |
| 200 | 93 | S112EFQ6W0 | 83.00 |
| 286 | 141 | S112EJQ6B0 | 83.00 |
| VC250 COATING | | | |
| 135 | 57 | S112EAQ6N0 | + |
| 155 | 68 | S112ECQ6N0 | + |
| 175 | 79 | S112EEQ6N0 | + |
| 200 | 93 | S112EFQ6N0 | + |
| 286 | 141 | S112EJQ6N0 | + |

Recommended Wrenches: V11 Recessed or V11 Open End. See Accessories for part number and pricing.

+ Quoted on application. Contact Victaulic for pricing and availability.

Items listed in shaded areas and custom finishes are non-cancellable and non-returnable.
Unopened, full boxes of standard product less than two years old will be accepted for return.

FireLock™ Sprinklers – Extended Coverage

Series FL-ECOH
V1113

QUICK/STANDARD RESPONSE
K11.2 (16.1 SI)

Pendent and Recessed
Pendent
¾" NPT (20 mm) Thread
K11.2 (16.1 SI)
Refer to publication 42.51.



Pendent – V1113



| Temp. Rating | | Victaulic Part Number | Price Each |
|----------------------------|-----|-----------------------|------------|
| °F | °C | | |
| PLAIN BRASS FINISH | | | |
| 155 | 68 | S112FCS610 | \$69.50 |
| 175 | 79 | S112FES610 | 69.50 |
| 200 | 93 | S112FFS610 | 69.50 |
| 286 | 141 | S112FJS610 | 69.50 |
| CHROME FINISH | | | |
| 155 | 68 | S112FCS620 | \$74.00 |
| 175 | 79 | S112FES620 | 74.00 |
| 200 | 93 | S112FFS620 | 74.00 |
| 286 | 141 | S112FJS620 | 74.00 |
| WHITE PAINT FINISH | | | |
| 155 | 68 | S112FCS6W0 | \$74.00 |
| 175 | 79 | S112FES6W0 | 74.00 |
| 200 | 93 | S112FFS6W0 | 74.00 |
| 286 | 141 | S112FJS6W0 | 74.00 |
| BRIGHT WHITE FINISH | | | |
| 155 | 68 | S112FCS640 | \$74.00 |
| 175 | 79 | S112FES640 | 74.00 |
| 200 | 93 | S112FFS640 | 74.00 |
| 286 | 141 | S112FJS640 | 74.00 |
| BLACK PAINT FINISH | | | |
| 155 | 68 | S112FCS6B0 | \$76.00 |
| 175 | 79 | S112FES6B0 | 76.00 |
| 200 | 93 | S112FFS6B0 | 76.00 |
| VC250 COATING | | | |
| 155 | 68 | S112FCS6N0 | + |
| 175 | 79 | S112FES6N0 | + |
| 200 | 93 | S112FFS6N0 | + |
| 286 | 141 | S112FJS6N0 | + |

Recommended Wrenches: V11 Recessed or V11 Open End. See Accessories for part number and pricing.

+ Quoted on application. Contact Victaulic for pricing and availability.

Items listed in shaded areas and custom finishes are non-cancellable and non-returnable.
Unopened, full boxes of standard product less than two years old will be accepted for return.

FireLock™ Sprinklers – Extended Coverage

Series FL-ECOH
V3421 and V3425

**STANDARD RESPONSE
K14.0 (20.2 SI)**

**Upright, Pendent and Recessed
Pendent**

**Standard Response
¾" NPT (20 mm BSPT) Thread
¾" (20 mm) Orifice
K14.0 (20.2 SI)**

Refer to publication 42.51.



Upright
V3425

Pendent
V3421



Recessed Pendent ‡
V3421



| Temp. Rating | | Victaulic Part Number | | Price Each | |
|--|-----|-----------------------|------------|------------|---------|
| °F | °C | Upright | Pendent | Upright | Pendent |
| IGS™ Groove with Style V9 Coupling | | | | | |
| PLAIN BRASS FINISH | | | | | |
| 155 | 68 | S34KFC5710 | - | \$103.00 | - |
| 200 | 93 | S34KFF5710 | - | 103.00 | - |
| 286 | 141 | S34KFJ5710 | - | 103.00 | - |
| PLAIN BRASS FINISH | | | | | |
| 155 | 68 | S342ECS710 | S342FCS710 | \$76.00 | \$76.00 |
| 175 | 79 | S342EES710 | S342FES710 | 76.00 | 76.00 |
| 200 | 93 | S342EFS710 | S342FFS710 | 76.00 | 76.00 |
| 286 | 141 | S342EJS710 | S342FJS710 | 76.00 | 76.00 |
| CHROME FINISH | | | | | |
| 155 | 68 | S342ECS720 | S342FCS720 | \$102.50 | \$77.50 |
| 175 | 79 | S342EES720 | S342FES720 | 102.50 | 77.50 |
| 200 | 93 | S342EFS720 | S342FFS720 | 102.50 | 77.50 |
| 286 | 141 | S342EJS720 | S342FJS720 | 102.50 | 77.50 |
| WHITE PAINT FINISH | | | | | |
| 155 | 68 | S342ECS740 | S342FCS740 | \$102.50 | \$77.50 |
| 175 | 79 | S342EES740 | S342FES740 | 102.50 | 77.50 |
| 200 | 93 | S342EFS740 | S342FFS740 | 102.50 | 77.50 |
| 286 | 141 | S342EJS740 | S342FJS740 | 102.50 | 77.50 |
| BRIGHT WHITE PAINT FINISH | | | | | |
| 155 | 68 | S342ECS7W0 | S342FCS7W0 | \$102.50 | \$77.50 |
| 175 | 79 | S342EES7W0 | S342FES7W0 | 102.50 | 77.50 |
| 200 | 93 | S342EFS7W0 | S342FFS7W0 | 102.50 | 77.50 |
| 286 | 141 | S342EJS7W0 | S342FJS7W0 | 102.50 | 77.50 |
| BLACK FINISH | | | | | |
| 155 | 68 | S342ECS7B0 | S342FCS7B0 | \$104.50 | \$75.50 |
| 175 | 79 | S342EES7B0 | S342FES7B0 | 104.50 | 75.50 |
| 200 | 93 | S342EFS7B0 | S342FFS7B0 | 104.50 | 75.50 |
| 286 | 141 | S342EJS7B0 | S342FJS7B0 | 104.50 | 75.50 |
| VC250 COATING | | | | | |
| 155 | 68 | S342ECS7N0 | S342FCS7N0 | + | + |
| 175 | 79 | S342EES7N0 | S342FES7N0 | + | + |
| 200 | 93 | S342EFS7N0 | S342FFS7N0 | + | + |
| 286 | 141 | S342EJS7N0 | S342FJS7N0 | + | + |
| CUSTOM FINISH | | | | | |
| Allow 4-6 weeks for samples of customer finish specifications. See Net Adders for Sprinklers at the beginning of this section for pricing information. | | | | | |

Recommended Wrenches: V34 Open End; V34 Recessed. See Accessories for part number and pricing.

‡ For recessed pendent, order pendent unit and corresponding recessed escutcheon. Specify ½" or ¾" adjustment. Weather resistant recessed escutcheons available, see Accessories for details.

NOTE: When applicable, VC-250 should be used in conjunction with stainless steel escutcheons.

+ Quoted on application. Contact Victaulic for pricing and availability.

Items listed in shaded areas and custom finishes are non-cancellable and non-returnable.
Unopened, full boxes of standard product less than two years old will be accepted for return.

FireLock™ Sprinklers – Residential

Series FL-RES
V3010

**STANDARD RESPONSE
K3.0 (4.3 SI)**

**Pendent and Recessed
Pendent
½" NPT (15 mm BSPT) Thread
K3.0 (4.3 SI)**

Refer to publication 43.01.



Pendent – V3010



Recessed Pendent – V3010



| Temp. Rating | | Victaulic Part Number | | Price Each |
|----------------------------------|----|-----------------------|--|------------|
| °F | °C | Pendent | | |
| PLAIN BRASS FINISH | | | | |
| 155 | 68 | S301KCQ210 | | \$44.00 |
| 175 | 79 | S301KEQ210 | | 44.00 |
| 200 | 93 | S301KFQ210 | | 44.00 |
| CHROME FINISH | | | | |
| 155 | 68 | S301KCQ220 | | \$44.00 |
| 175 | 79 | S301KEQ220 | | 44.00 |
| 200 | 93 | S301KFQ220 | | 44.00 |
| WHITE PAINT FINISH | | | | |
| 155 | 68 | S301KCQ240 | | \$44.00 |
| 175 | 79 | S301KEQ240 | | 44.00 |
| 200 | 93 | S301KFQ240 | | 44.00 |
| BRIGHT WHITE PAINT FINISH | | | | |
| 155 | 68 | S301KCQ2W0 | | \$44.00 |
| 175 | 79 | S301KEQ2W0 | | 44.00 |
| 200 | 93 | S301KFQ2W0 | | 44.00 |
| BLACK PAINT FINISH | | | | |
| 155 | 68 | S301KCQ2B0 | | \$46.50 |
| 175 | 79 | S301KEQ2B1 | | 46.50 |
| 200 | 93 | S301KFQ2B2 | | 46.50 |
| VC250 COATING | | | | |
| 155 | 68 | S301KCQ2N0 | | + |
| 175 | 79 | S301KEQ2N1 | | + |
| 200 | 93 | S301KFQ2N2 | | + |

Recommended Wrenches: V56 Recessed or V56 Open End. See Accessories for part number and pricing.

+ Quoted on application. Contact Victaulic for pricing and availability.

Items listed in shaded areas and custom finishes are non-cancellable and non-returnable.
Unopened, full boxes of standard product less than two years old will be accepted for return.

FireLock™ Sprinklers – Residential

Series FL-RES
V2740

**QUICK RESPONSE
RESIDENTIAL LOW FLOW
PENDENT
K4.9 (7.1 SI)**

½" NPT (15 mm BSPT) Thread

⅞" (12 mm) Orifice

K4.9 (7.1 SI)

Refer to publication 43.01.



Pendent
V2740



| Temp. Rating | | Victaulic Part Number | | Price Each |
|----------------------------------|----|-----------------------|--|------------|
| °F | °C | Pendent | | |
| PLAIN BRASS FINISH | | | | |
| 155 | 68 | S271KCQH10 | | \$35.50 |
| 175 | 79 | S271KEQH10 | | 35.50 |
| CHROME FINISH | | | | |
| 155 | 68 | S271KCQH20 | | \$35.50 |
| 175 | 79 | S271KEQH20 | | 35.50 |
| WHITE PAINT FINISH | | | | |
| 155 | 68 | S271KCQH40 | | \$35.50 |
| 175 | 79 | S271KEQH40 | | 35.50 |
| BRIGHT WHITE PAINT FINISH | | | | |
| 155 | 68 | S271KCQHW0 | | \$35.50 |
| 175 | 79 | S271KEQHW0 | | 35.50 |
| BLACK PAINT FINISH | | | | |
| 155 | 68 | S271KCQH80 | | \$37.50 |
| 175 | 79 | S271KEQH80 | | 37.50 |

Recommended Wrenches: V27 Open End, V27-2 Concealed Recessed. See Accessories for part number and price.

Items listed in shaded areas and custom finishes are non-cancellable and non-returnable.
Unopened, full boxes of standard product less than two years old will be accepted for return.

FireLock™ Sprinklers – Residential

Series FL-RES
V5610

**QUICK RESPONSE
K5.6 (8.1 SI)**

**Pendent and Recessed
Pendent
½" NPT (15 mm BSPT) Thread
K5.6 (8.1 SI)**
Refer to publication 43.01.



Pendent – V5610



Recessed Pendent – V5610



| Temp. Rating | | Victaulic Part Number | | Price Each |
|----------------------------------|----|-----------------------|--|------------|
| °F | °C | Pendent | | |
| PLAIN BRASS FINISH | | | | |
| 155 | 68 | S561KCQ410 | | \$40.50 |
| CHROME FINISH | | | | |
| 155 | 68 | S561KCQ420 | | \$43.00 |
| WHITE PAINT FINISH | | | | |
| 155 | 68 | S561KCQ440 | | \$43.00 |
| BRIGHT WHITE PAINT FINISH | | | | |
| 155 | 68 | S561KCQ4W0 | | \$43.00 |
| BLACK PAINT FINISH | | | | |
| 155 | 68 | S561KCQ4B0 | | \$46.00 |

Recommended Wrenches: V56 Recessed or V56 Open End. See Accessories for part number and pricing.

Items listed in shaded areas and custom finishes are non-cancellable and non-returnable. Unopened, full boxes of standard product less than two years old will be accepted for return.

FireLock™ Sprinklers – Residential

Series FL-RES
V3426

**QUICK RESPONSE
PENDENT AND RECESSED
PENDENT
K6.9 (9.9 SI)**

**3/4" NPT (20 mm BSPT) Thread
1 5/32" (12 mm) Orifice
K6.9 (9.9 SI)**

Refer to publication 43.01.



Pendent
V3426



Recessed Pendent
V3426



| Temp. Rating | | Victaulic Part Number | | Price Each |
|----------------------------------|----|-----------------------|--|------------|
| °F | °C | Pendent | | |
| PLAIN BRASS FINISH | | | | |
| 155 | 68 | S342KCQK10 | | \$57.00 |
| 175 | 79 | S342KEQK10 | | 57.00 |
| CHROME FINISH | | | | |
| 155 | 68 | S342KCQK20 | | \$60.50 |
| 175 | 79 | S342KEQK20 | | 60.50 |
| WHITE PAINT FINISH | | | | |
| 155 | 68 | S342KCQK40 | | \$60.50 |
| 175 | 79 | S342KEQK40 | | 60.50 |
| BRIGHT WHITE PAINT FINISH | | | | |
| 155 | 68 | S342KCQKW0 | | \$60.50 |
| 175 | 79 | S342KEQKW0 | | 60.50 |
| BLACK PAINT FINISH | | | | |
| 155 | 68 | S342KCQKB0 | | \$63.00 |
| 175 | 79 | S342KEQKB0 | | 63.00 |

Recommended Wrenches: V34 Open End; V34 Socket. See Accessories for part number and price.

Items listed in shaded areas and custom finishes are non-cancellable and non-returnable.
Unopened, full boxes of standard product less than two years old will be accepted for return.

FireLock™ Sprinklers – Residential

Series FL-RES/SW
V2738

QUICK RESPONSE
K4.2 (6.1 SI)

**Horizontal Sidewall and
Recessed Horizontal Sidewall**
½" NPT (15 mm BSPT) Thread
⅞" (12 mm) Orifice
K4.2 (6.1 SI)

Refer to publication 43.02



Horizontal Sidewall



Recessed Horizontal Sidewall ‡



| Temp. Rating | | Victaulic Part Number | Price Each |
|--|----|-----------------------|------------|
| °F | °C | | |
| PLAIN BRASS | | | |
| 155 | 68 | S271LCQA11 | \$45.00 |
| 175 | 79 | S271LEQA11 | 45.00 |
| CHROME PLATED | | | |
| 155 | 68 | S271LCQA21 | \$45.00 |
| 175 | 79 | S271LEQA21 | 45.00 |
| WHITE PAINTED | | | |
| 155 | 68 | S271LCQA41 | \$45.00 |
| 175 | 79 | S271LEQA41 | 45.00 |
| BRIGHT WHITE PAINTED | | | |
| 155 | 68 | S271LCQAW1 | \$45.00 |
| 175 | 79 | S271LEQAW1 | 45.00 |
| BLACK PAINT FINISH | | | |
| 155 | 68 | S271LCQAB1 | \$47.00 |
| 175 | 79 | S271LEQAB1 | 47.00 |
| VC250 COATING | | | |
| 155 | 68 | S271LCQAN1 | + |
| 175 | 79 | S271LEQAN1 | + |
| CUSTOM FINISH | | | |
| Allow 4-6 weeks for samples of customer finish specifications. See Net Adders for Sprinklers at the beginning of this section for pricing information. | | | |

+ Quoted on application. Contact Victaulic for pricing and availability.

Recommended Wrenches: V27 Open End, V27-2 Concealed Recessed. See Accessories for part number and price.

NOTE: When applicable, VC-250 should be used in conjunction with stainless steel escutcheons.

‡ For recessed horizontal sidewall, order horizontal sidewall unit and corresponding recessed escutcheon. Specify ½" or ¾" adjustment. Weather resistant recessed escutcheons available, see Accessories for details.

Items listed in shaded areas and custom finishes are non-cancellable and non-returnable.
Unopened, full boxes of standard product less than two years old will be accepted for return.

FireLock™ Sprinklers – Residential

Series FL-RES/SW
V4431

QUICK RESPONSE
K4.4 (6.3 SI)

**Horizontal Sidewall and
Recessed Horizontal Sidewall**
½" NPT (15 mm BSPT) Thread
⅞" (12 mm) Orifice
K4.4 (6.3 SI)

Refer to publication 43.02



Horizontal Sidewall
V4431



| Temp. Rating | | Victaulic Part Number | Price Each |
|--|----|-----------------------|------------|
| °F | °C | | |
| PLAIN BRASS FINISH | | | |
| 155 | 68 | S441LCQN10 | \$45.00 |
| 175 | 79 | S441LEQN10 | 45.00 |
| CHROME PLATED FINISH | | | |
| 155 | 68 | S441LCQN20 | \$45.00 |
| 175 | 79 | S441LEQN20 | 45.00 |
| WHITE PAINT FINISH | | | |
| 155 | 68 | S441LCQN40 | \$45.00 |
| 175 | 79 | S441LEQN40 | 45.00 |
| BRIGHT WHITE PAINT FINISH | | | |
| 155 | 68 | S441LCQNW0 | \$45.00 |
| 175 | 79 | S441LEQNW0 | 45.00 |
| BLACK PAINT FINISH | | | |
| 155 | 68 | S441LCQNB0 | \$47.00 |
| 175 | 79 | S441LEQNB0 | 47.00 |
| VC250 COATING | | | |
| 155 | 68 | S441LCQNN0 | + |
| 175 | 79 | S441LEQNN0 | + |
| CUSTOM FINISH | | | |
| Allow 4-6 weeks for samples of customer finish specifications. See Net Adders for Sprinklers at the beginning of this section for pricing information. | | | |

+ Quoted on application. Contact Victaulic for pricing and availability.

Recommended Wrenches: V56 Open End and V44 Recessed. See Accessories for part number and price.

NOTE: When applicable, VC-250 should be used in conjunction with stainless steel escutcheons.

‡ For recessed horizontal sidewall, order horizontal sidewall unit and corresponding recessed escutcheon. Specify ½" or ¾" adjustment. Weather resistant recessed escutcheons available, see Accessories for details.

Items listed in shaded areas and custom finishes are non-cancellable and non-returnable.
Unopened, full boxes of standard product less than two years old will be accepted for return.

FireLock™ Sprinklers – Residential

Series FL-RES/SW V2744

**QUICK RESPONSE
RESIDENTIAL
HORIZONTAL SIDEWALL AND
RECESSED HORIZONTAL
SIDEWALL
K5.6 (8.1 SI)**

½" NPT (15 mm BSPT) Thread
7/16" (12 mm) Orifice
K5.6 (8.1 SI)
Refer to publication 43.02.



Residential Sidewall ‡
V2744



| Temp. Rating | | Victaulic Part Number | Price Each |
|--|----|-----------------------|------------|
| °F | °C | | |
| PLAIN BRASS | | | |
| 155 | 68 | S271LCQ410 | \$49.00 |
| 175 | 79 | S271LEQ410 | 49.00 |
| CHROME PLATED | | | |
| 155 | 68 | S271LCQ420 | \$49.00 |
| 175 | 79 | S271LEQ420 | 49.00 |
| WHITE PAINTED | | | |
| 155 | 68 | S271LCQ440 | \$49.00 |
| 175 | 79 | S271LEQ440 | 49.00 |
| BRIGHT WHITE PAINTED | | | |
| 155 | 68 | S271LCQ4W0 | \$49.00 |
| 175 | 79 | S271LEQ4W0 | 49.00 |
| BLACK PAINT FINISH | | | |
| 155 | 68 | S271LCQ4B1 | \$51.00 |
| 175 | 79 | S271LEQ4B1 | 51.00 |
| VC250 COATING | | | |
| 155 | 68 | S271LCQ4N0 | + |
| 175 | 79 | S271LEQ4N0 | + |
| CUSTOM FINISH | | | |
| Allow 4-6 weeks for samples of customer finish specifications. See Net Adders for Sprinklers at the beginning of this section for pricing information. | | | |

Recommended Wrenches: V27 Open; V27-2 Recessed. See Accessories for part number and price.

‡ For recessed horizontal sidewall, order horizontal sidewall unit and corresponding recessed escutcheon. Specify ½" or ¾" adjustment. Weather resistant recessed escutcheons available, see Accessories for details.

Series FL-RES/C V4906

**STANDARD RESPONSE
INCH RESIDENTIAL
K4.9 (7.0 SI)**

Adjustable Concealed Pendent
½" NPT (15 mm BSPT) Thread
K4.9 (7.0 SI)
Refer to publication 43.03.



Adjustable Concealed Pendent –
V4906



| Temp. Rating | | Victaulic Part Number | Concealed | Finish | Price Each |
|--------------|----|-----------------------|----------------|--------------|------------|
| °F | °C | | | | |
| 155 | 68 | S491NCQH10 | Sprinkler Only | Brass | \$50.50 |
| 135 | 57 | S110NA00W0 | Cover Only | Bright White | 8.00 |
| 135 | 57 | S110NA0040 | Cover Only | White | 8.00 |
| 135 | 57 | S110NA0020 | Cover Only | Chrome | 8.00 |
| 135 | 57 | S110NA00B0 | Cover Only | Black | 18.50 |

Recommended Wrenches: V49 Concealed. See Accessories for part number and pricing.

Items listed in shaded areas and custom finishes are non-cancellable and non-returnable.
Unopened, full boxes of standard product less than two years old will be accepted for return.

FireLock™ Sprinklers – Residential

Series FL-RES/DC V2742

**QUICK RESPONSE
RESIDENTIAL LOW FLOW
CONCEALED RECESSED
PENDENT
K4.9 (7.1 SI)**

**½" NPT (15 mm BSPT) Thread
⅞" (12 mm) Orifice
K4.9 (7.1 SI)**

Refer to publication 43.04.



Dome Cover Plate
V2742



| Temp. Rating | | Victaulic Part Number | Finish | Standard Concealed | Price Each |
|--------------|----|-----------------------|--------------|--------------------|------------|
| °F | °C | | | | |
| 155 | 68 | S271NCQH10 | Plain Brass | Sprinkler Only | \$63.50 |
| 135 | 57 | S2706A0020 | Chrome | Dome Cover | 13.50 |
| 135 | 57 | S2706A0040 | White | Dome Cover | 8.50 |
| 135 | 57 | S2706A00W0 | Bright White | Dome Cover | 8.50 |
| 135 | 57 | S2706A00B0 | Black | Dome Cover | 13.50 |
| 135 | 57 | S2706A00_0 | Custom ‡ | Dome Cover | + |

Recommended Wrenches: V39 Concealed and V27-2 Recessed. See Accessories for part number and price.

‡ Customer must provide finish specification. Allow 3-4 weeks for samples.

+ Quoted on application. Contact Victaulic for pricing and availability.

Series FL-RES/C V3806

**QUICK RESPONSE
RESIDENTIAL LOW FLOW
ADJUSTABLE CONCEALED
PENDENT
K5.6 (8.1 SI)**

**½" NPT (15 mm BSPT) Thread
⅞" (12 mm) Orifice
K5.6 (8.1 SI)**

Refer to publication 43.03.



Sprinkler and flat cover plate
V3806



| Temp. Rating | | Victaulic Part Number | Standard Concealed | Finish | Price Each |
|--------------|----|-----------------------|--------------------|--------------|------------|
| °F | °C | | | | |
| 155 | 68 | S381NCQ41L | Sprinkler Only | Plain Brass | \$63.00 |
| 135 | 57 | S3806AS020 | Cover Only | Chrome | 8.50 |
| 135 | 57 | S3806AS040 | Cover Only | White | 8.50 |
| 135 | 57 | S3806AS0W0 | Cover Only | Bright White | 8.50 |
| 135 | 57 | S3806A00B0 | Cover Only | Black | 18.50 |
| 135 | 57 | S3806AS0_0 | Cover Only | Custom ‡ | + |

+ Quoted on application. Contact Victaulic for pricing and availability.

Recommended Wrenches: V38-4 Socket Concealed; V38-5 Cabinet Socket. See Accessories for part number and price.

‡ Customer must provide finish specification. Allow 3-4 weeks for samples.

Items listed in shaded areas and custom finishes are non-cancellable and non-returnable.
Unopened, full boxes of standard product less than two years old will be accepted for return.

FireLock™ Sprinklers – Storage

Series FL-QR/ST
V3404 and V3408


QUICK RESPONSE
K11.2 (16.1 SI)

Upright, Pendent and Recessed Pendent

¾" NPT (20 mm BSPT) Thread
⅝" (16 mm) Orifice

K11.2 (16.1 SI)

Refer to publication 44.01.



Upright
V3404

Pendent
V3408



Upright V3404
with Style
V9 Sprinkler
Coupling

Pendent V3408
with Style
V9 Sprinkler
Coupling



| Temp. Rating | | Victaulic Part Number | | Price Each | |
|--|-----|-----------------------|------------|------------|---------|
| °F | °C | Upright | Pendent | Upright | Pendent |
| IGS Grooved with Style V9 Coupling | | | | | |
| PLAIN BRASS FINISH | | | | | |
| 155 | 68 | S34KACQ610 | S34KBCQ610 | \$66.00 | \$66.00 |
| 200 | 93 | S34KAFQ610 | S34KBFQ610 | 66.00 | 66.00 |
| 286 | 141 | S34KAJQ610 | S34KBJQ610 | 66.00 | 66.00 |
| Threaded Connection | | | | | |
| PLAIN BRASS FINISH | | | | | |
| 135 | 57 | S342AAQ610 | S342BAQ610 | \$50.50 | \$50.50 |
| 155 | 68 | S342ACQ610 | S342BCQ610 | 50.50 | 50.50 |
| 175 | 79 | S342AEQ610 | S342BEQ610 | 50.50 | 50.50 |
| 200 | 93 | S342AFQ610 | S342BFQ610 | 50.50 | 50.50 |
| 286 | 141 | S342AJQ610 | S342BJQ610 | 50.50 | 50.50 |
| CHROME | | | | | |
| 135 | 57 | S342AAQ620 | S342BAQ620 | \$58.50 | \$58.50 |
| 155 | 68 | S342ACQ620 | S342BCQ620 | 58.50 | 58.50 |
| 175 | 79 | S342AEQ620 | S342BEQ620 | 58.50 | 58.50 |
| 200 | 93 | S342AFQ620 | S342BFQ620 | 58.50 | 58.50 |
| 286 | 141 | S342AJQ620 | S342BJQ620 | 58.50 | 58.50 |
| WHITE FINISH | | | | | |
| 135 | 57 | S342AAQ640 | S342BAQ640 | \$58.50 | \$58.50 |
| 155 | 68 | S342ACQ640 | S342BCQ640 | 58.50 | 58.50 |
| 175 | 79 | S342AEQ640 | S342BEQ640 | 58.50 | 58.50 |
| 200 | 93 | S342AFQ640 | S342BFQ640 | 58.50 | 58.50 |
| 286 | 141 | S342AJQ640 | S342BJQ640 | 58.50 | 58.50 |
| BRIGHT WHITE FINISH | | | | | |
| 135 | 57 | S342AAQ6W0 | S342BAQ6W0 | \$58.50 | \$58.50 |
| 155 | 68 | S342ACQ6W0 | S342BCQ6W0 | 58.50 | 58.50 |
| 175 | 79 | S342AEQ6W0 | S342BEQ6W0 | 58.50 | 58.50 |
| 200 | 93 | S342AFQ6W0 | S342BFQ6W0 | 58.50 | 58.50 |
| 286 | 141 | S342AJQ6W0 | S342BJQ6W0 | 58.50 | 58.50 |
| BLACK PAINT FINISH | | | | | |
| 135 | 57 | S342AAQ6B0 | S342BAQ6B0 | \$61.00 | \$61.00 |
| 155 | 68 | S342ACQ6B0 | S342BCQ6B0 | 61.00 | 61.00 |
| 175 | 79 | S342AEQ6B0 | S342BEQ6B0 | 61.00 | 61.00 |
| 200 | 93 | S342AFQ6B0 | S342BFQ6B0 | 61.00 | 61.00 |
| 286 | 141 | S342AJQ6B0 | S342BJQ6B0 | 61.00 | 61.00 |
| VC250 COATING | | | | | |
| 135 | 57 | S342AAQ6N0 | S342BAQ6N0 | + | + |
| 155 | 68 | S342ACQ6N0 | S342BCQ6N0 | + | + |
| 175 | 79 | S342AEQ6N0 | S342BEQ6N0 | + | + |
| 200 | 93 | S342AFQ6N0 | S342BFQ6N0 | + | + |
| 286 | 141 | S342AJQ6N0 | S342BJQ6N0 | + | + |
| CUSTOM FINISH | | | | | |
| Allow 4-6 weeks for samples of customer finish specifications. See Net Adders for Sprinklers at the beginning of this section for pricing information. | | | | | |

Recommended Wrenches: V34 Open End; V34 Recessed. See Accessories for part number and pricing.

NOTE: When applicable, VC-250 should be used in conjunction with stainless steel escutcheons.

+ Quoted on application. Contact Victaulic for pricing and availability.

Items listed in shaded areas and custom finishes are non-cancellable and non-returnable.
Unopened, full boxes of standard product less than two years old will be accepted for return.

FireLock™ Sprinklers – Storage

Series FL-QR/ST/ESFR V4702

EARLY SUPPRESSION FAST RESPONSE
K16.8 (24.25 SI)

ESFR Pendent
3/4" NPT (20 mm BSPT) Thread / IGS™ Groove
3/4" (20 mm) Orifice
K16.8 (24.25 SI)

Refer to publication 44.11.

| Temp. Rating | | NPT Threaded Connection | | IGS™ Grooved with Style V9 Coupling | |
|--------------|----|-------------------------|------------|-------------------------------------|------------|
| | | Victaulic Part Number | Price Each | Victaulic Part Number | Price Each |
| °F | °C | Pendent | | | |
| | | Plain Brass Finish | | | |
| 155 | 68 | S472SCQ810 | \$36.50 | S47KSCQ810 | \$52.50 |
| 200 | 93 | S472SFQ810 | 36.50 | S47KSFQ810 | 52.50 |

Recommended Wrenches: V44; V47 Open End. See Accessories for part number and price.



Pendent V4702



Pendent V4702 with Style V9 Sprinkler Coupling



Items listed in shaded areas and custom finishes are non-cancellable and non-returnable. Unopened, full boxes of standard product less than two years old will be accepted for return.

FireLock™ Sprinklers – Storage

Series FL-QR/ST/ESFR V4996

EARLY SUPPRESSION FAST RESPONSE
K22.4 (32.0 SI)

ESFR Pendant
1" NPT (25 mm BSPT) Thread /
1" IGS™ Groove
1" (25 mm) Orifice
K22.4 (32.0 SI)

Refer to publication 44.12.



Pendant
V4996



| Temp. Rating | | IGS™ Grooved with Style V9 Coupling | | NPT Threaded Connection | |
|--------------|-----|-------------------------------------|------------|-------------------------|------------|
| | | Victaulic Part Number | Price Each | Victaulic Part Number | Price Each |
| °F | °C | Pendent | | | |
| | | Plain Brass Finish | | | |
| 165 | 74 | S49LSDRM10 | \$65.50 | S493SDRM10 | \$55.50 |
| 212 | 100 | S49LSGRM10 | 65.50 | S493SGRM10 | 55.50 |

Series FL-QR/ST/ESFR V4802

EARLY SUPPRESSION FAST RESPONSE
K25.2 (36.8 SI)

ESFR Pendant
1" (25 mm) IGS™ Grooved
K25.2 (36.8 SI)

Refer to publication 44.13.



Pendant
V4802

Pendant
V4802

with Style
V9 Sprinkler
Coupling



| Temp. Rating | | IGS™ Grooved Sprinkler with Style V9 Coupling | |
|--------------|----|---|------------|
| | | Victaulic Part Number | Price Each |
| °F | °C | Pendent | |
| | | Plain Brass Finish | |
| 155 | 68 | S48LSCQ910 | \$65.00 |
| 200 | 93 | S48LSFQ910 | 65.00 |

Recommended Tool: Provided with the product, 3/16-inch hex installation bit.

Recommended Wrenches: V49 Open End. See Accessories for part number and pricing.

Items listed in shaded areas and custom finishes are non-cancellable and non-returnable.
Unopened, full boxes of standard product less than two years old will be accepted for return.

FireLock™ Sprinklers – Storage

Series FL-SR/ST/ESFR V4998

**EARLY SUPPRESSION FAST
RESPONSE**
K25.2/36.8 (SI)

ESFR Pendent
1" NPT (25 mm) Thread / IGS™
Groove
1" (25 mm) Orifice
K25.2 (36.8 SI)

Refer to publication 44.13.



Pendent
V4998



| Temp. Rating | | IGS™ Grooved with Style V9 Coupling | | NPT Threaded Connection | |
|--------------|-----|--|------------|--------------------------|------------|
| | | Victaulic Part Number | Price Each | Victaulic Part Number | Price Each |
| °F | °C | Pendent | | | |
| | | Plain Brass Finish | | | |
| 165 | 74 | S49LSDR910 | \$65.00 | S493SDR910 | \$55.00 |
| 212 | 100 | S49LSGR910 | 65.00 | S493SGR910 | 55.00 |

Series FL-QR/ST/INT V2722 and V2724

**QUICK RESPONSE
RACK STORAGE –
STANDARD ORIFICE
INTERMEDIATE LEVEL**
K5.6 (8.1 SI)

Upright and Pendent
½" NPT (15 mm BSPT) Thread
½" (13 mm) Orifice
K5.6 (8.1 SI)

Refer to publication 44.21.



Upright
V2722

Pendent
V2724



ORDERING INSTRUCTIONS:

1. Choose sprinkler Model V2704 or V2708.
 2. Choose options from Accessories.
V2722 - Pick a guard with shield kit for upright.
V2724 - Pick a guard with shield assembly for pendent.
- Recommended Wrenches:** V27 Open End

Items listed in shaded areas and custom finishes are non-cancellable and non-returnable.
Unopened, full boxes of standard product less than two years old will be accepted for return.

FireLock™ Sprinklers – Storage

Series FL-QR/ST/INT
V2722 and V2724
Installation-Ready™

**QUICK RESPONSE
RACK STORAGE –
STANDARD ORIFICE
INTERMEDIATE LEVEL
K5.6 (8.1 SI)**

**Upright and Pendent
½" (15 mm) IGS™ Groove
½" (13 mm) Orifice
K5.6 (8.1 SI)**

Refer to publication 44.21.



Upright V2722 with Style V9 Sprinkler Coupling
Pendent V2724 with Style V9 Sprinkler Coupling



| Temp. Rating | | IGS™ Groove with Style V9 Coupling | | | |
|---------------------------|-----|------------------------------------|------------|------------|---------|
| | | Victaulic Part Number | | Price Each | |
| °F | °C | Upright | Pendent | Upright | Pendent |
| PLAIN BRASS FINISH | | | | | |
| 155 | 68 | S27JQCQ41G | S27JRCQ41G | \$57.00 | \$57.00 |
| 200 | 93 | S27JQFQ41G | S27JRFQ41G | 57.00 | 57.00 |
| 286 | 141 | S27JQJQ41G | S27JRJQ41G | 57.00 | 57.00 |

Series FL-QR/ST/INT
V3418 and V3420

**QUICK RESPONSE
RACK STORAGE –
LARGE ORIFICE
INTERMEDIATE LEVEL
K8.0 (11.5 SI)**

**Upright, Pendent and Recessed
Pendent
¾" NPT (20 mm BSPT) Thread
1 7/32" (14 mm) Orifice
K8.0 (11.5 SI)**

Refer to publication 44.21.



Upright V3418
Pendent V3420



ORDERING INSTRUCTIONS:

1. Choose sprinkler Model V3402 or V3406.
2. Choose options Accessories.
V3418 - Pick a guard with shield kit for upright.
V3420 - Pick a guard with shield assembly for pendent.

Recommended Wrenches: V34 Open End

Items listed in shaded areas and custom finishes are non-cancellable and non-returnable.
Unopened, full boxes of standard product less than two years old will be accepted for return.

FireLock™ Sprinklers – Storage

Series FL/QR/ST/INT
V3418 and V3420
Installation-Ready™

**QUICK RESPONSE
RACK STORAGE –
LARGE ORIFICE
INTERMEDIATE LEVEL
K8.0 (11.5 SI)**

| Temp. Rating | | IGS™ Groove with Style V9 Coupling | | | |
|---------------------------|-----|---------------------------------------|------------|------------|---------|
| | | Victaulic Part Number | | Price Each | |
| °F | °C | Upright | Pendent | Upright | Pendent |
| PLAIN BRASS FINISH | | | | | |
| 155 | 68 | S34KQCQ51G | S34KRCQ51G | \$71.00 | \$71.00 |
| 200 | 93 | S34KQFQ51G | S34KRQF51G | 71.00 | 71.00 |
| 286 | 141 | S34KQJQ51G | S34KRJQ51G | 71.00 | 71.00 |

**Upright, Pendent and Recessed
Pendent**

¾" (20 mm) IGS Groove

1½" (14 mm) Orifice

K8.0 (11.5 SI)

Refer to publication 44.21.



Upright V3418
with Style
V9 Sprinkler
Coupling

Pendent V3420
with Style
V9 Sprinkler
Coupling



Items listed in shaded areas and custom finishes are non-cancellable and non-returnable.
Unopened, full boxes of standard product less than two years old will be accepted for return.

FireLock™ Sprinklers – Storage


Series FL-SR/ST
V3403 and V3407

STANDARD RESPONSE
K11.2 (16.1 SI)

Upright, Pendent and Recessed Pendent

3/4" NPT (20 mm BSPT) Thread
5/8" (16 mm) Orifice
K11.2 (16.1 SI)

Refer to publication 44.51.



Upright
V3403

Pendent
V3407



Upright V3403
with Style
V9 Sprinkler
Coupling

Pendent V3407
with Style
V9 Sprinkler
Coupling



| Temp. Rating | | Victaulic Part Number | | Price Each | |
|--|------|-----------------------|------------|------------|---------|
| °F | °C | Upright | Pendent | Upright | Pendent |
| IGS Grooved with Style V9 Coupling | | | | | |
| PLAIN BRASS FINISH | | | | | |
| 155 | 68 | S34KACS610 | S34KBCS610 | \$53.00 | \$53.00 |
| 200 | 93 | S34KAFS610 | S34KBFS610 | 53.00 | 53.00 |
| 286 | 141 | S34KAJS610 | S34KBS610 | 53.00 | 53.00 |
| Threaded Connection | | | | | |
| PLAIN BRASS FINISH | | | | | |
| 135 | 57 | S342AAS610 | S342BAS610 | \$38.00 | \$38.00 |
| 155 | 68 | S342ACS610 | S342BCS610 | 38.00 | 38.00 |
| 175 | 79 | S342AES610 | S342BES610 | 38.00 | 38.00 |
| 200 | 93 | S342AFS610 | S342BFS610 | 38.00 | 38.00 |
| 286 | 141 | S342AJS610 | S342BJS610 | 38.00 | 38.00 |
| Open | | S342AMS610 | S342BMS610 | + | + |
| CHROME | | | | | |
| 135 | 57 | S342AAS620 | S342BAS620 | \$56.50 | \$56.50 |
| 155 | 68 | S342ACS620 | S342BCS620 | 56.50 | 56.50 |
| 175 | 79 | S342AES620 | S342BES620 | 56.50 | 56.50 |
| 200 | 93 | S342AFS620 | S342BFS620 | 56.50 | 56.50 |
| 286 | 141 | S342AJS620 | S342BJS620 | 56.50 | 56.50 |
| Open | | S342AMS620 | S342BMS620 | + | + |
| WHITE FINISH | | | | | |
| 135 | 57 | S342AAS640 | S342BAS640 | \$56.50 | \$56.50 |
| 155 | 68 | S342ACS640 | S342BCS640 | 56.50 | 56.50 |
| 175 | 79 | S342AES640 | S342BES640 | 56.50 | 56.50 |
| 200 | 93 | S342AFS640 | S342BFS640 | 56.50 | 56.50 |
| 286 | 141 | S342AJS640 | S342BJS640 | 56.50 | 56.50 |
| BRIGHT WHITE FINISH | | | | | |
| 135 | 57 | S342AAS6W0 | S342BAS6W0 | \$56.50 | \$56.50 |
| 155 | 68 | S342ACS6W0 | S342BCS6W0 | 56.50 | 56.50 |
| 175 | 79 | S342AES6W0 | S342BES6W0 | 56.50 | 56.50 |
| 200 | 93 | S342AFS6W0 | S342BFS6W0 | 56.50 | 56.50 |
| 286 | 141 | S342AJS6W0 | S342BJS6W0 | 56.50 | 56.50 |
| BLACK PAINT FINISH | | | | | |
| 135 | 57 | S342AAS6B0 | S342BAS6B0 | \$59.00 | \$59.00 |
| 155 | 68 | S342ACS6B0 | S342BCS6B0 | 59.00 | 59.00 |
| 175 | 79 | S342AES6B0 | S342BES6B0 | 59.00 | 59.00 |
| 200 | 93 | S342AFS6B0 | S342BFS6B0 | 59.00 | 59.00 |
| 286 | 141 | S342AJS6B0 | S342BJS6B0 | 59.00 | 59.00 |
| VC250 COATING | | | | | |
| 135 | 57 | S342AAS6N0 | S342BAS6N0 | + | + |
| 155 | 68 | S342ACS6N0 | S342BCS6N0 | + | + |
| 175 | 79 | S342AES6N0 | S342BES6N0 | + | + |
| 200 | 93 | S342AFS6N0 | S342BFS6N0 | + | + |
| 286 | 141 | S342AJS6N0 | S342BJS6N0 | + | + |
| Open | Open | S342AMS6N0 | S342BMS6N0 | + | + |
| CUSTOM FINISH | | | | | |
| Allow 4-6 weeks for samples of customer finish specifications. See Net Adders for Sprinklers at the beginning of this section for pricing information. | | | | | |

+ Quoted on application. Contact Victaulic for pricing and availability.

Recommended Wrenches: V34 Open End; V34 Recessed. See Accessories for part number and pricing.

NOTE: When applicable, VC-250 should be used in conjunction with stainless steel escutcheons.

* Available as spare parts only.

Items listed in shaded areas and custom finishes are non-cancellable and non-returnable.
Unopened, full boxes of standard product less than two years old will be accepted for return.

FireLock™ Sprinklers – Storage

Series FL-SR/ST/CMSA
V4601 and V4603

**LP-46 STANDARD RESPONSE
K25.2 (36.8 SI)**

**Upright and Pendent
1" NPT (25 mm) Thread / IGS™
Groove
K25.2 (36.8 SI)**

Refer to publication 44.61 for
V4601.

Refer to publication 44.62 for
V4603.



Upright
V4603 †

Pendent
V4601



Upright V4603 IGS Grooved
without Style V9 Coupling



| Temp. Rating | | Victaulic Part Number | | Price Each | |
|---|-----|-----------------------|------------|------------|---------|
| °F | °C | Upright | Pendent | Upright | Pendent |
| PLAIN BRASS FINISH | | | | | |
| IGS Grooved with Style V9 Coupling | | | | | |
| 162 | 72 | S46L7NS910 | S46L8NS910 | \$83.00 | \$77.50 |
| 212 | 100 | S46L7GS910 | S46L8GS910 | 83.00 | 77.50 |
| 286 | 141 | S46L7JS910 | S46L8JS910 | 83.00 | 77.50 |
| Threaded Connection | | | | | |
| 162 | 72 | S4637NS910 | S4638NS910 | \$72.50 | \$63.50 |
| 212 | 100 | S4637GS910 | S4638GS910 | 72.50 | 63.50 |
| 286 | 141 | S4637JS910 | S4638JS910 | 72.50 | 63.50 |

† LP-46 Model V4603 Upright is FM approved only.

Recommended Wrench: V46 Open End. See Accessories for part number and price.

Items listed in shaded areas and custom finishes are non-cancellable and non-returnable.
Unopened, full boxes of standard product less than two years old will be accepted for return.


FireLock™ Sprinklers – Storage

Series FL-SR/ST/INT V2721 and V2723

**STANDARD RESPONSE
RACK STORAGE –
STANDARD ORIFICE
INTERMEDIATE LEVEL
K5.6 (8.1 SI)**

**Upright and Pendent
½" NPT (15 mm BSPT) Thread
½" (13 mm) Orifice
K5.6 (8.1 SI)**

Refer to publication 44.71.



Upright
V2721

Pendent
V2723



ORDERING INSTRUCTIONS:

1. Choose sprinkler Model V2703 or V2707.
2. Choose options from Accessories.
V2721 - Pick a guard with shield kit for upright.
V2723 - Pick a guard with shield assembly for pendent.

Recommended Wrenches: V27 Open End

Series FL-SR/ST/INT V2721 and V2723 Installation-Ready™

**STANDARD RESPONSE
RACK STORAGE –
STANDARD ORIFICE
INTERMEDIATE LEVEL
K5.6 (8.1 SI)**

**Upright and Pendent
½" (15 mm) IGS™ Groove
½" (13 mm) Orifice
K5.6 (8.1 SI)**

Refer to publication 44.71.



Upright V2721
with Style
V9 Sprinkler
Coupling

Pendent V2723
with Style
V9 Sprinkler
Coupling



| Temp. Rating | | IGS™ Groove with Style V9 Coupling | | | |
|---------------------------|-----|---------------------------------------|------------|------------|---------|
| | | Victaulic Part Number | | Price Each | |
| °F | °C | Upright | Pendent | Upright | Pendent |
| PLAIN BRASS FINISH | | | | | |
| 155 | 68 | S27JQCS41G | S27JRCS41G | \$52.50 | \$52.50 |
| 200 | 93 | S27JQFS41G | S27JRFS41G | 52.50 | 52.50 |
| 286 | 141 | S27JQJS41G | S27JRJS41G | 52.50 | 52.50 |

Items listed in shaded areas and custom finishes are non-cancellable and non-returnable.
Unopened, full boxes of standard product less than two years old will be accepted for return.

FireLock™ Sprinklers – Storage

Series FL-SR/ST/INT
V3417 and V3419

STANDARD RESPONSE
RACK STORAGE –
LARGE ORIFICE
INTERMEDIATE LEVEL
K8.0 (11.5 SI)

Upright and Pendent
¾" NPT (20 mm BSPT) Thread
1⁷/₃₂" (134mm) Orifice
K8.0 (11.5 SI)

Refer to publication 44.71.



Upright
V3417

Pendent
V3419



ORDERING INSTRUCTIONS:

1. Choose sprinkler Model V3401 or V3405.
 2. Choose options from Accessories.
V3417 - Pick a guard with shield kit for upright.
V3419 - Pick a guard with shield assembly for pendent.
- Recommended Wrenches:** V34 Open End

Series FL-SR/ST/INT
V3417 and V3419
Installation-Ready™

STANDARD RESPONSE
RACK STORAGE –
LARGE ORIFICE
INTERMEDIATE LEVEL
K8.0 (11.5 SI)

Upright and Pendent
¾" (20 mm) IGS™ Groove
1⁷/₃₂" (134mm) Orifice
K8.0 (11.5 SI)

Refer to publication 44.71.



Upright V3417
with Style
V9 Sprinkler
Coupling

Pendent
V3419
with Style
V9 Sprinkler
Coupling



| Temp. Rating | | IGS™ Groove with Style V9 Coupling | | | |
|---------------------------|-----|---------------------------------------|------------|------------|---------|
| | | Victaulic Part Number | | Price Each | |
| °F | °C | Upright | Pendent | Upright | Pendent |
| PLAIN BRASS FINISH | | | | | |
| 155 | 68 | S34KQCS51G | S34KRCS51G | \$58.50 | \$58.50 |
| 200 | 93 | S34KQFS51G | S34KRFS51G | 58.50 | 58.50 |
| 286 | 141 | S34KQJS51G | S34KRJS51G | 58.50 | 58.50 |

Items listed in shaded areas and custom finishes are non-cancellable and non-returnable.
Unopened, full boxes of standard product less than two years old will be accepted for return.

FireLock™ Sprinklers – Storage

Upright Sprinkler Guards and Intermediate Shields

| Model | Fits Models Listed Below | Victaulic Part Number | Guard Only Price Each | Victaulic Part Number | Guard with Shield Assy. Price Each |
|------------------------|--|-----------------------|-----------------------|-----------------------|------------------------------------|
| V27 Upright | V2701, V2702, V2703, V2704, V2721, V2722 | SA51000020 | \$7.50 | SA51Q00020 | \$8.50 |
| V34/V36 Upright | V3401, V3402, V3403, V3404, V3417, V3418, V3601, V3602, V3603, V3604 | SA72000020 | 8.50 | SA72Q00020 | 9.50 |

* For standard and quick response heads.

Pendent Sprinkler Guards and Intermediate Shield Kits

| Model | Fits Models Listed Below | Victaulic Part Number | Guard Only Price Each | Victaulic Part Number | Pendent Intermediate Shield Kit * |
|------------------------|--|-----------------------|-----------------------|-----------------------|-----------------------------------|
| V27 Pendent | V2705, V2706, V2707, V2708, V2723, V2724 | SA51000020 | \$7.50 | SD01R00410 | \$108.00 |
| V34/V36 Pendent | V3405, V3406, V3407, V3408, V3419, V3420, V3605, V3606, V3607, V3608 | SA72000020 | 8.50 | SD02R00510 | 108.00 |

* Intermediate Shield Kit contains 10 units.

Items listed in shaded areas and custom finishes are non-cancellable and non-returnable.
Unopened, full boxes of standard product less than two years old will be accepted for return.

FireLock™ Sprinklers – Dry

Victaulic® V40 DRY SPRINKLER ORDER FORM

SHIP TO:

| | |
|-------------------------|------------------------|
| Name: | Date of Order: |
| Address: | Purchase Order: |
| City: | Ship Via: |
| State/Prov.: | Tag: |
| Zip/Postal Code: | Signature*: |

* I agree to purchase the dry sprinklers specified on this form, which are NON-RETURNABLE & NOT CANCELLABLE.

PART CODE CONFIGURATOR: Configure the part code with **options** from chart below. DO NOT circle pipe order lengths and increments. Input appropriate length and quantity for each in the chart below. Please attach additional forms if extra ordering space is needed. **Separate forms must be completed for each configuration ordered.**

| | | | | | | | | | | |
|--------------|--------------|--|----------------------|---|---------------------------|-----------------|--|---|---|---|
| S | 40 | B | 6 | 17 | | | | | | |
| Class | Style | Connection | Deflector | Temperature¹ | Response | K-Factor | Sprinkler Finish | Escutcheon Finish | Pipe Length² | Escutcheon Style |
| S | 40 = V40 | 3 = 1" NPT 8 = 25 mm BSPT H = 1" IGS without Coupling ³ L = 1" IGS with Coupling | B = Standard Pendant | C = 155°F/68°C F = 200°F/93°C J = 286°F/141°C | Q = Quick S = Standard | 6 = 11.2K | 2 = Chrome 4 = White N = VC-250 ⁴ | 0 = Same as Sprinkler Finish X = Stainless Steel W = White (RAL 9010) Painted Stainless Steel | 120 = 12" 180 = 18" 240 = 24" 300 = 30" 360 = 36" | 17 = Plain barrel with interchangeable escutcheons ⁵ |

- Not all temperature ratings are listed and approved for recessed applications. Refer to product submittal publication for details.
- Pipe order length represents the face of the tee to the bottom of the ceiling. Refer to product submittal publication for details.
- Only available as a replacement for IGS dry sprinkler.
- VC-250 coating is only available with stainless steel escutcheons.
- Sleeve and Skirt. Recessed and Flush escutcheons included.

Total Sprinklers with specs identical to part code configuration above



Send completed order form to pickvic@victaulic.com

Dry sprinklers are non-cancellable and non-returnable.

FireLock™ Sprinklers – Dry

Series FL-QR/DRY
V3602, V3604,
V3606, V3608

**DRY TYPE
QUICK RESPONSE
1" NPT (25 MM BSPT) THREAD I
1" IGS GROOVE**

**Upright, K5.6 (8.1 SI) - V3602
Upright, K8.0 (11.5 SI) - V3604
Pendent, Recessed Pendent,
K5.6 (8.1 SI) - V3606
Pendent, Recessed Pendent,
K8.0 (11.5 SI) - V3608**

Refer to publication 45.01.
V3606 and V3608 available in
Flush, Recessed, Sleeve and
Skirt, Extended, and Plain Barrel
(Interchangeable Escutcheons)
configurations.



| Length Inches | Price Each | |
|----------------------|--|---|
| | Plain Brass, Chrome, White, or Black Finishes ‡ | Victaulic Proprietary Coating VC250 |
| 5* – 6¾ | \$252.50 | \$293.00 |
| 7 – 8¾ | 268.00 | 308.00 |
| 9 – 12¾ | 282.00 | 322.50 |
| 13 – 16¾ | 296.50 | 337.00 |
| 17 – 20¾ | 314.00 | 355.00 |
| 21 – 24¾ | 331.50 | 371.00 |
| 25 – 26¾ | 352.50 | 392.50 |
| 27 – 28¾ | 362.50 | 403.50 |
| 29 – 32¾ | 372.50 | 413.50 |
| 33 – 35¾ | 393.50 | 434.00 |
| 36 – 36¾ | 400.00 | 441.00 |
| 37 – 37¾ | 415.00 | 455.50 |

| Length Inches | Price Each | |
|----------------------|--|---|
| | Plain Brass, Chrome, White, or Black Finishes ‡ | Victaulic Proprietary Coating VC250 |
| 38 – 38¾ | \$432.00 | \$472.00 |
| 39 – 39¾ | 448.50 | 489.50 |
| 40 – 40¾ | 465.00 | 505.00 |
| 41 – 41¾ | 481.00 | 521.50 |
| 42 – 42¾ | 497.00 | 537.00 |
| 43 – 43¾ | 512.00 | 552.50 |
| 44 – 44¾ | 529.00 | 569.00 |
| 45 – 45¾ | 543.50 | 584.50 |
| 46 – 46¾ | 558.00 | 598.00 |
| 47 – 47¾ | 575.00 | 615.00 |
| 48 | 590.00 | 630.00 |

Dry Sprinklers above 48" are not cULus Listed.

Additional lengths are possible in some configurations, please contact Victaulic for details.

Lengths 48¾" – 72" have an additional **\$203.50** LIST charge per unit.

Add **\$20.00** LIST for each additional inch on sizes 49 – 72".

* Any pipe order lengths below 5" have an additional **\$85.00** LIST charge per unit. Refer to the table below for the minimum order lengths per escutcheon style.

NOTE: Sprinkler guard available, see Accessories for details.

§ Ceiling ring is available for purchase at an additional list price of **\$10.50**. Use part code SEE-300-0020 (Chrome) or SEE-300-0040 (White)

NOTE: Use Dry Sprinkler Order Form to provide correct figure number configuration.

Recommended Wrenches: V36 Dry Open End; V36 Dry Concealed/Recessed. See Accessories for part number and price.

‡ Custom finish also available upon request, see List Adders for Sprinklers table at the beginning of this section. Allow 4-6 weeks for samples for customer finish specifications.

MINIMUM PIPE ORDER LENGTH BY ESCUTCHEON STYLE

| Minimum Pipe Order Length by Escutcheon Style | | |
|---|-----------------|------------------|
| Escutcheon Style | Threaded inches | Grooved inches |
| Plain Barrel | 2 | 3⅛ |
| Flush | 1¾ | 2⅟ ₁₆ |
| Recessed | 2¼ | 3⅞ |
| Sleeve and Skirt | 1½ | 2⅝ |
| Extended | 1½ | 2⅝ |

Dry sprinklers are non-cancellable and non-returnable.

FireLock™ Sprinklers – Dry

Series FL-QR/DRY/SW
V3610, V3612

DRY TYPE
QUICK RESPONSE
1" NPT (25 MM BSPT) THREAD I
1" IGS GROOVE

Horizontal Sidewall, Recessed
Horizontal Sidewall, K5.6 (8.1
SI) - V3610

Horizontal Sidewall, Recessed
Horizontal Sidewall, K8.0 (11.5
SI) - V3612

Refer to publication 45.02.
V3610 and V3612 available in
Flush, Recessed, Sleeve and
Skirt, Extended, and Plain Barrel
(Interchangeable Escutcheons)
configurations.



Plain Barrel



| Length Inches | Price Each | |
|------------------|--|---|
| | Plain Brass, Chrome, White, or Black Finishes ‡ | Victaulic Proprietary Coating VC250 |
| 5 * – 6¾ | \$271.00 | \$310.00 |
| 7 – 8¾ | 283.00 | 323.50 |
| 9 – 12¾ | 301.50 | 341.50 |
| 13 – 16¾ | 320.50 | 360.50 |
| 17 – 20¾ | 336.00 | 376.00 |
| 21 – 24¾ | 349.00 | 389.50 |
| 25 – 26¾ | 372.50 | 413.50 |
| 27 – 28¾ | 394.00 | 434.50 |
| 29 – 32¾ | 408.00 | 447.50 |
| 33 – 35¾ | 427.50 | 468.50 |
| 36 – 36¾ | 436.50 | 477.00 |
| 37 – 37¾ | 454.00 | 494.00 |

| Length Inches | Price Each | |
|------------------|--|---|
| | Plain Brass, Chrome, White, or Black Finishes ‡ | Victaulic Proprietary Coating VC250 |
| 38 – 38¾ | \$469.00 | \$509.50 |
| 39 – 39¾ | 485.00 | 525.50 |
| 40 – 40¾ | 501.00 | 541.50 |
| 41 – 41¾ | 515.00 | 555.00 |
| 42 – 42¾ | 531.50 | 571.00 |
| 43 – 43¾ | 549.00 | 589.00 |
| 44 – 44¾ | 563.00 | 603.50 |
| 45 – 45¾ | 578.50 | 618.50 |
| 46 – 46¾ | 594.00 | 634.00 |
| 47 – 47¾ | 609.50 | 650.50 |
| 48 | 626.00 | 666.50 |

Dry Sprinklers above 48" are not cULus Listed.

Additional lengths are possible in some configurations, please contact Victaulic for details.

Lengths 48¾" – 72" have an additional **\$203.50** LIST charge per unit.

Add **\$20.50** LIST for each additional inch on sizes 49 – 72".

* Any pipe order lengths below 5" have an additional **\$85.00** LIST charge per unit. Refer to the table below for the minimum order lengths per escutcheon style.

NOTE: Use Dry Sprinkler Order Form to provide correct figure number configuration.

Weather resistant recessed escutcheon available when used with white painted or chrome finishes.

Recommended Wrenches: V36 Dry Open End; V36 Dry Concealed/Recessed. See Accessories for part number and price.

NOTE: When applicable, VC-250 should be used in conjunction with stainless steel escutcheons.

‡ Custom finish also available upon request, see List Adders for Sprinklers table at the beginning of this section. Allow 4-6 weeks for samples for customer finish specifications.

MINIMUM PIPE ORDER LENGTH BY ESCUTCHEON STYLE

| Minimum Pipe Order Length by Escutcheon Style | | |
|---|-----------------|------------------|
| Escutcheon Style | Threaded inches | Grooved inches |
| Plain Barrel | 2 | 3⅞ |
| Flush | 1¾ | 2⅟ ₁₆ |
| Recessed | 2¼ | 3⅞ |
| Sleeve and Skirt | 1½ | 2⅝ |
| Extended | 1½ | 2⅝ |

Dry sprinklers are non-cancellable and non-returnable.

FireLock™ Sprinklers – Dry

Series FL-QR/DRY/C
V3302, V3304

DRY TYPE
QUICK RESPONSE
CONCEALED PENDENT
1" NPT (25 MM BSPT) THREAD |
1" IGS GROOVE

K5.6 (8.1 SI) - V3302
K8.0 (11.5 SI) - V3304

Refer to publication 45.03.



Concealed
Pendent



| Length | Price Each § |
|---------------------------------------|---|
| Inches | Plain Brass, Chrome, White, or Black Finishes |
| Min.* – 8 ⁷ / ₈ | \$340.50 |
| 9 – 12 ⁷ / ₈ | 353.00 |
| 13 – 16 ⁷ / ₈ | 381.00 |
| 17 – 20 ⁷ / ₈ | 406.00 |
| 21 – 24 ⁷ / ₈ | 422.00 |
| 25 – 26 ⁷ / ₈ | 428.00 |
| 27 – 28 ⁷ / ₈ | 437.50 |
| 29 – 32 ⁷ / ₈ | 451.50 |
| 33 – 35 ⁷ / ₈ | 464.50 |
| 36 – 36 ⁷ / ₈ | 511.00 |
| 37 – 37 ⁷ / ₈ | 527.50 |

| Length | Price Each § |
|-------------------------------------|---|
| Inches | Plain Brass, Chrome, White, or Black Finishes |
| 38 – 38 ⁷ / ₈ | \$542.00 |
| 39 – 39 ⁷ / ₈ | 557.00 |
| 40 – 40 ⁷ / ₈ | 575.00 |
| 41 – 41 ⁷ / ₈ | 590.00 |
| 42 – 42 ⁷ / ₈ | 607.00 |
| 43 – 43 ⁷ / ₈ | 623.50 |
| 44 – 44 ⁷ / ₈ | 638.00 |
| 45 – 45 ⁷ / ₈ | 654.00 |
| 46 – 46 ⁷ / ₈ | 669.00 |
| 47 – 47 ⁷ / ₈ | 683.50 |
| 48 | 699.00 |

Concealed Dry Sprinklers above 48" are not available.

§ Price includes chrome or white painted coverplate; for custom finishes contact Victaulic for details.

* Minimum pipe order length is 4" for thread connection and 5¹/₄" for IGS™ groove connection. Any length below the minimum pipe order length is an additional **\$85.00** LIST charge per unit.

REPLACEMENT V33 COVER PLATES (IF ADDITIONAL PLATES ARE NEEDED)

| Temp. Rating | | Victaulic Part Number | Finish | Price |
|---------------------------------|----|-----------------------|--------------|---------|
| °F | °C | | | |
| ORDINARY TEMPERATURE | | | | |
| 135 | 57 | S3306A0020 | Chrome | \$19.00 |
| 135 | 57 | S3306A0040 | White | 19.00 |
| 135 | 57 | S3306A00W0 | Bright White | 19.00 |
| 135 | 57 | S3306A00B0 | Black | 19.00 |
| 135 | 57 | S3306A00_0 | Custom ‡ | + |
| INTERMEDIATE TEMPERATURE | | | | |
| 165 | 74 | S3306D0020 | Chrome | 35.00 |
| 165 | 74 | S3306D0040 | White | 35.00 |
| 165 | 74 | S3306D00W0 | Bright White | 19.00 |
| 165 | 74 | S3306D00B0 | Black | 35.00 |
| 165 | 74 | S3306D00_0 | Custom ‡ | + |

Recommended Wrenches: V33 Dry Concealed/Recessed. See Accessories for part number and price.

NOTE: Use Dry Sprinkler Order Form to provide correct figure number configuration.

‡ Delivery times and pricing may vary. Customer must provide paint specification.

OPTIONAL CLEAN ROOM COVER SEAL GASKET

| Victaulic Part Number | Price Per Bag of 10 |
|-----------------------|---------------------|
| S380P00020 | \$99.00 |

Dry sprinklers are non-cancellable and non-returnable.

FireLock™ Sprinklers – Dry

Series FL-QR/DRY/ST
V4002

**QUICK RESPONSE
DRY TYPE
PENDENT**

**1" NPT (25 mm BSPT) Thread or
1" (DN25) IGS™ Grooved
K11.2(16.1 SI)**

Refer to publication 45.04.



| Length Inches | Price Each | |
|------------------|--------------------------|-------------------------------------|
| | Chrome or White Finishes | Victaulic Proprietary Coating VC250 |
| 12 | \$443.00 | \$487.00 |
| 18 | 471.50 | 516.50 |
| 24 | 501.50 | 545.50 |
| 30 | 530.50 | 575.50 |
| 36 | 576.50 | 619.50 |

Model V4002 Figure Configuration

S - 40 - L - B - F - Q - 6 - 2 - 0 - 180 - 17

| Class | Style | Thread | Deflector | Temperature | Response | K Factor | Finish | Sequential | Pipe Length Inches | Escutcheon |
|-------|----------|--|-------------------------|---|-----------|-----------|--|--|---|--|
| S | 40 = V40 | 3 = 1" NPT 8 = 1" BSPT H = 1" IGS without Coupling L = 1" IGS with Coupling | B = Standard Pendent | C = 155°F/68°C F = 200°F/93°C J = 286°F/141°C | Q = Quick | 6 = K11.2 | 2 = Chrome 4 = White Painted N = VC250 | 0 = Cold Rolled Steel X = Stainless Steel | 120 = 12" 180 = 18" 240 = 24" 300 = 30" 360 = 36" | 17 = Plain Barrel (Interchangeable Escutcheons) |

NOTE: Use Dry Sprinkler Order Form to provide correct figure number configuration.

§ Ceiling ring is available for purchase. Contact Victaulic for pricing and availability.

Recommended Wrenches: V36 Dry Open End; V36 Dry Concealed/Recessed. See Accessories for part number and price.

‡ Custom finish also available upon request, see List Adders for Sprinklers table at the beginning of this section. Allow 4-6 weeks for samples for customer finish specifications.

Dry sprinklers are non-cancellable and non-returnable.

FireLock™ Sprinklers – Dry

Series FL-QR/DRY/
VSW
V5643, V8143

**DRY TYPE
QUICK RESPONSE
VERTICAL SIDEWALL
1" NPT (25 MM BSPT) THREAD I
1" IGS GROOVE**

K5.6 (8.1 SI) - V5643

K8.0 (11.5 SI) - V8143

Refer to publication 45.05.



Vertical
Sidewall



| Length Inches | Price Each | |
|----------------------|--|---|
| | Plain Brass, Chrome, White, or Black Finishes ‡ | Victaulic Proprietary Coating VC250 |
| 5 * – 6¾ | \$271.00 | \$310.00 |
| 7 – 8¾ | 283.00 | 323.50 |
| 9 – 12¾ | 301.50 | 341.50 |
| 13 – 16¾ | 320.50 | 360.50 |
| 17 – 20¾ | 336.00 | 376.00 |
| 21 – 24¾ | 349.00 | 389.50 |
| 25 – 26¾ | 372.50 | 413.50 |
| 27 – 28¾ | 394.00 | 434.50 |
| 29 – 32¾ | 408.00 | 447.50 |
| 33 – 35¾ | 427.50 | 468.50 |
| 36 – 36¾ | 436.50 | 477.00 |
| 37 – 37¾ | 454.00 | 494.00 |

| Length Inches | Price Each | |
|----------------------|--|---|
| | Plain Brass, Chrome, White, or Black Finishes ‡ | Victaulic Proprietary Coating VC250 |
| 38 – 38¾ | \$469.00 | \$509.50 |
| 39 – 39¾ | 485.00 | 525.50 |
| 40 – 40¾ | 501.00 | 541.50 |
| 41 – 41¾ | 515.00 | 555.00 |
| 42 – 42¾ | 531.50 | 571.00 |
| 43 – 43¾ | 549.00 | 589.00 |
| 44 – 44¾ | 563.00 | 603.50 |
| 45 – 45¾ | 578.50 | 618.50 |
| 46 – 46¾ | 594.00 | 634.00 |
| 47 – 47¾ | 609.50 | 650.50 |
| 48 | 626.00 | 666.50 |

Vertical Sidewall Dry Sprinklers above 48" are not available.

‡ Price includes chrome or white painted coverplate; for custom finishes contact Victaulic for details.

* Any pipe order lengths below 5" have an additional **\$85.00** LIST charge per unit. Refer to the table below for the minimum order lengths per escutcheon style.

Recommended Wrenches: V56/V81 RC Dry, V11 C ECLH. See Accessories for part number and pricing.

MINIMUM PIPE ORDER LENGTH BY ESCUTCHEON STYLE

| Minimum Pipe Order Length by Escutcheon Style | | |
|---|--------------------|---------------------------------|
| Escutcheon Style | Threaded inches | Grooved inches |
| Plain Barrel | 2 | 3½ |
| Flush | 1¾ | 2 ¹⁵ / ₁₆ |
| Recessed | 2¼ | 3¾ |
| Sleeve and Skirt | 1½ | 2¾ |
| Extended | 1½ | 2¾ |

Dry sprinklers are non-cancellable and non-returnable.

FireLock™ Sprinklers – Dry

Series FL-SR/DRY
V3601, V3603,
V3605, V3607

DRY TYPE
STANDARD RESPONSE
1" NPT (25 MM BSTP) THREAD I
1" IGS GROOVE

Upright, K5.6 (8.1 SI) - V3601
Upright, K8.0 (11.5 SI) - V3603
Pendent, Recessed Pendent,
K5.6 (8.1 SI) - V3605
Pendent, Recessed Pendent,
K8.0 (11.5 SI) - V3607

Refer to publication 45.51.
V3605 and V3607 available in
Flush, Recessed, Sleeve and
Skirt, Extended, and Plain Barrel
(Interchangeable Escutcheons)
configurations.



| Length Inches | Price Each | |
|------------------|--|---|
| | Plain Brass, Chrome, White, or Black Finishes ‡ | Victaulic Proprietary Coating VC250 |
| 5* – 6¾ | \$227.00 | \$267.00 |
| 7 – 8¾ | 242.00 | 282.50 |
| 9 – 12¾ | 256.50 | 298.00 |
| 13 – 16¾ | 278.00 | 318.00 |
| 17 – 20¾ | 291.00 | 330.50 |
| 21 – 24¾ | 316.00 | 356.50 |
| 25 – 26¾ | 325.50 | 366.00 |
| 27 – 28¾ | 334.00 | 374.00 |
| 29 – 32¾ | 346.50 | 387.00 |
| 33 – 35¾ | 367.00 | 406.50 |
| 36 – 36¾ | 377.00 | 416.00 |
| 37 – 37¾ | 393.50 | 434.00 |

| Length Inches | Price Each | |
|------------------|--|---|
| | Plain Brass, Chrome, White, or Black Finishes ‡ | Victaulic Proprietary Coating VC250 |
| 38 – 38¾ | \$408.50 | \$448.00 |
| 39 – 39¾ | 424.00 | 464.50 |
| 40 – 40¾ | 438.00 | 479.00 |
| 41 – 41¾ | 455.00 | 495.50 |
| 42 – 42¾ | 470.00 | 510.50 |
| 43 – 43¾ | 486.00 | 526.50 |
| 44 – 44¾ | 502.50 | 543.00 |
| 45 – 45¾ | 518.50 | 558.50 |
| 46 – 46¾ | 534.00 | 575.00 |
| 47 – 47¾ | 550.50 | 590.50 |
| 48 | 566.00 | 606.50 |

Dry Sprinklers above 48" are not cULus Listed.

Additional lengths are possible in some configurations, please contact Victaulic for details.

Lengths 48¾" – 72" have an additional **\$203.50** LIST charge per unit.

Add **\$20.00** LIST for each additional inch on sizes 49 – 72".

* Any pipe order lengths below 5" have an additional **\$85.00** LIST charge per unit. Refer to the table below for the minimum order lengths per escutcheon style.

NOTE: Sprinkler guard available, see Accessories for details.

§ Ceiling ring is available for purchase at an additional list price of **\$10.50**. Use part code SEE-300-0020 (Chrome) or SEE-300-0040 (White)

NOTE: Use Dry Sprinkler Order Form to provide correct figure number configuration.

Recommended Wrenches: V36 Dry Open End; V36 Dry Concealed/Recessed. See Accessories for part number and price.

‡ Custom finish also available upon request, see List Adders for Sprinklers table at the beginning of this section. Allow 4-6 weeks for samples for customer finish specifications.

MINIMUM PIPE ORDER LENGTH BY ESCUTCHEON STYLE

| Minimum Pipe Order Length by Escutcheon Style | | |
|---|-----------------|---------------------------------|
| Escutcheon Style | Threaded inches | Grooved inches |
| Plain Barrel | 2 | 3⅞ |
| Flush | 1¾ | 2 ¹⁵ / ₁₆ |
| Recessed | 2¼ | 3 ⁷ / ₈ |
| Sleeve and Skirt | 1½ | 2 ⁵ / ₈ |
| Extended | 1½ | 2 ⁵ / ₈ |

Dry sprinklers are non-cancellable and non-returnable.

FireLock™ Sprinklers – Dry

Series FL-SR/DRY/SW
V3609, V3611

DRY TYPE
STANDARD RESPONSE
1" NPT (25 MM BSPT) THREAD I
1" IGS GROOVE

Horizontal Sidewall, Recessed
Horizontal Sidewall, K5.6 (8.1
SI) - V3609

Horizontal Sidewall, Recessed
Horizontal Sidewall, K8.0 (11.5
SI) - V3611

Refer to publication 45.52.
V3609 and V3611 available in
Flush, Recessed, Sleeve and
Skirt, Extended, and Plain Barrel
(Interchangeable Escutcheons)
configurations.



Plain Barrel



| Length Inches | Price Each | |
|------------------|--|---|
| | Plain Brass, Chrome, White, or Black Finishes ‡ | Victaulic Proprietary Coating VC250 |
| 5 * – 6¾ | \$219.00 | \$260.00 |
| 7 – 8¾ | 255.50 | 295.50 |
| 9 – 12¾ | 271.00 | 310.00 |
| 13 – 16¾ | 284.50 | 325.50 |
| 17 – 20¾ | 303.00 | 342.50 |
| 21 – 24¾ | 322.50 | 362.00 |
| 25 – 26¾ | 331.50 | 371.00 |
| 27 – 28¾ | 340.50 | 381.00 |
| 29 – 32¾ | 353.00 | 393.50 |
| 33 – 35¾ | 384.50 | 424.50 |
| 36 – 36¾ | 394.00 | 434.50 |
| 37 – 37¾ | 409.50 | 448.50 |

| Length Inches | Price Each | |
|------------------|--|---|
| | Plain Brass, Chrome, White, or Black Finishes ‡ | Victaulic Proprietary Coating VC250 |
| 38 – 38¾ | \$426.00 | \$466.50 |
| 39 – 39¾ | 440.00 | 480.00 |
| 40 – 40¾ | 456.00 | 497.00 |
| 41 – 41¾ | 472.00 | 512.00 |
| 42 – 42¾ | 487.00 | 527.50 |
| 43 – 43¾ | 503.00 | 543.50 |
| 44 – 44¾ | 520.50 | 560.00 |
| 45 – 45¾ | 536.50 | 576.50 |
| 46 – 46¾ | 551.00 | 591.00 |
| 47 – 47¾ | 566.50 | 607.00 |
| 48 | 584.50 | 624.50 |

Dry Sprinklers above 48" are not cULus Listed.

Additional lengths are possible in some configurations, please contact Victaulic for details.

Lengths 48¾" – 72" have an additional **\$203.50** LIST charge per unit.

* Any pipe order lengths below 5" have an additional **\$85.00** LIST charge per unit. Refer to the table below for the minimum order lengths per escutcheon style.

NOTE: Sprinkler guard available, see Accessories for details.

Add **\$20.00** LIST for each additional inch on sizes 49 – 72".

Weather resistant escutcheon available when used with white painted or chrome finishes. NOTE: When applicable, VC-250 should be used in conjunction with stainless steel escutcheons

NOTE: Use Dry Sprinkler Order Form to provide correct figure number configuration.

Recommended Wrenches: V36 Dry Open End; V36 Dry Concealed/Recessed. See Accessories for part number and price.

‡ Custom finish also available upon request, see List Adders for Sprinklers table at the beginning of this section. Allow 4-6 weeks for samples for customer finish specifications.

MINIMUM PIPE ORDER LENGTH BY ESCUTCHEON STYLE

| Minimum Pipe Order Length by Escutcheon Style | | |
|---|-----------------|----------------|
| Escutcheon Style | Threaded inches | Grooved inches |
| Plain Barrel | 2 | 3⅛ |
| Flush | 1¾ | 2⅛ |
| Recessed | 2¼ | 3⅞ |
| Sleeve and Skirt | 1½ | 2⅝ |
| Extended | 1½ | 2⅝ |

Dry sprinklers are non-cancellable and non-returnable.

FireLock™ Sprinklers – Dry

Series FL-SR/DRY/C
V3301, V3303

DRY TYPE
STANDARD RESPONSE
CONCEALED PENDENT
1" NPT (25 MM BSPT) THREAD I
1" IGS GROOVE

K5.6 (8.1 SI) - V3301
K8.0 (11.5 SI) - V3303
Refer to publication 45.53.



Concealed
Pendent



| Length | Price Each § |
|---------------------------------------|---|
| Inches | Plain Brass, Chrome, White, or Black Finishes |
| Min.* – 8 ⁷ / ₈ | \$316.50 |
| 9 – 12 ⁷ / ₈ | 328.00 |
| 13 – 16 ⁷ / ₈ | 357.00 |
| 17 – 20 ⁷ / ₈ | 379.00 |
| 21 – 24 ⁷ / ₈ | 393.50 |
| 25 – 26 ⁷ / ₈ | 398.00 |
| 27 – 28 ⁷ / ₈ | 412.50 |
| 29 – 32 ⁷ / ₈ | 426.00 |
| 33 – 35 ⁷ / ₈ | 434.50 |
| 36 – 36 ⁷ / ₈ | 475.00 |
| 37 – 37 ⁷ / ₈ | 488.50 |

| Length | Price Each § |
|-------------------------------------|---|
| Inches | Plain Brass, Chrome, White, or Black Finishes |
| 38 – 38 ⁷ / ₈ | \$509.00 |
| 39 – 39 ⁷ / ₈ | 522.50 |
| 40 – 40 ⁷ / ₈ | 539.00 |
| 41 – 41 ⁷ / ₈ | 555.00 |
| 42 – 42 ⁷ / ₈ | 570.00 |
| 43 – 43 ⁷ / ₈ | 585.50 |
| 44 – 44 ⁷ / ₈ | 601.50 |
| 45 – 45 ⁷ / ₈ | 617.00 |
| 46 – 46 ⁷ / ₈ | 632.50 |
| 47 – 47 ⁷ / ₈ | 646.50 |
| 48 | 664.50 |

Concealed Dry Sprinklers above 48" are not available.

§ Price includes chrome or white painted coverplate; for custom finishes contact Victaulic for details.

* Minimum pipe order length is 4³/₄". Any length below 4³/₄" is an additional **\$85.00** LIST charge per unit.

REPLACEMENT V33 COVER PLATES (IF ADDITIONAL PLATES ARE NEEDED)

| Temp. Rating | | Victaulic Part Number | Finish | Price |
|---------------------------------|----|-----------------------|--------------|---------|
| °F | °C | | | |
| ORDINARY TEMPERATURE | | | | |
| 135 | 57 | S3306A0020 | Chrome | \$19.00 |
| 135 | 57 | S3306A0040 | White | 19.00 |
| 135 | 57 | S3306A00W0 | Bright White | 19.00 |
| 135 | 57 | S3306A00B0 | Black | 19.00 |
| 135 | 57 | S3306A00_0 | Custom ‡ | + |
| INTERMEDIATE TEMPERATURE | | | | |
| 165 | 74 | S3306D0020 | Chrome | 35.00 |
| 165 | 74 | S3306D0040 | White | 35.00 |
| 165 | 74 | S3306D00W0 | Bright White | 19.00 |
| 165 | 74 | S3306D00B0 | Black | 35.00 |
| 165 | 74 | S3306D00_0 | Custom ‡ | + |

Recommended Wrenches: V33 Dry Concealed/Recessed. See Accessories for part number and price.

NOTE: Use Dry Sprinkler Order Form to provide correct figure number configuration.

‡ Delivery times and pricing may vary. Customer must provide paint specification.

+ Quoted on application. Contact Victaulic for pricing and availability.

OPTIONAL CLEAN ROOM COVER SEAL GASKET

| Victaulic Part Number | Price Per Bag of 10 |
|-----------------------|---------------------|
| S380P00020 | \$99.00 |

Dry sprinklers are non-cancellable and non-returnable.


FireLock™ Sprinklers – Dry

Series FL-SR/DRY/ST
V4001

STANDARD RESPONSE
DRY TYPE
PENDENT

1" NPT (25 mm BSPT) Thread or
1" (DN25) IGS™ Grooved
K11.2(16.1 SI)

Refer to publication 45.54.



| Length Inches | Price Each | |
|------------------|--------------------------|-------------------------------------|
| | Chrome or White Finishes | Victaulic Proprietary Coating VC250 |
| 12 | \$443.00 | \$487.00 |
| 18 | 471.50 | 516.50 |
| 24 | 501.50 | 545.50 |
| 30 | 530.50 | 575.50 |
| 36 | 576.50 | 619.50 |

Model V4001 Figure Configuration

S - 40 - L - B - F - S - 6 - 2 - 0 - 180 - 17

| Class | Style | Thread | Deflector | Temperature | Response | K Factor | Finish | Sequential | Pipe Length Inches | Escutcheon |
|-------|----------|--|----------------------|---|--------------|-----------|--|--|---|---|
| S | 40 = V40 | 3 = 1" NPT 8 = 1" BSPT H = 1" IGS without Coupling L = 1" IGS with Coupling | B = Standard Pendent | C = 155°F/68°C F = 200°F/93°C J = 286°F/141°C | S = Standard | 6 = K11.2 | 2 = Chrome 4 = White Painted N = VC250 | 0 = Cold Rolled Steel X = Stainless Steel | 120 = 12" 180 = 18" 240 = 24" 300 = 30" 360 = 36" | 17 = Plain Barrel (Interchangeable Escutcheons) |

NOTE: Use Dry Sprinkler Order Form to provide correct figure number configuration.

§ Ceiling ring is available for purchase. Contact Victaulic for pricing and availability.

Recommended Wrenches: V36 Dry Open End; V36 Dry Concealed/Recessed. See Accessories for part number and price.

‡ Custom finish also available upon request, see List Adders for Sprinklers table at the beginning of this section. Allow 4-6 weeks for samples for customer finish specifications.

Dry sprinklers are non-cancellable and non-returnable.

FireLock™ Sprinklers – Dry

Series FL-SR/DRY/
VSW
V5687, V8187

DRY TYPE
STANDARD RESPONSE
VERTICAL SIDEWALL
1" NPT (25 MM BSPT) THREAD I
1" IGS GROOVE

K5.6 (8.1 SI) - V5687
K8.0 (11.5 SI) - V8187

Refer to publication 45.55.



Vertical
Sidewall



| Length Inches | Price Each | |
|----------------------|--|---|
| | Plain Brass, Chrome, White, or Black Finishes ‡ | Victaulic Proprietary Coating VC250 |
| 5 * – 6¾ | \$219.00 | \$260.00 |
| 7 – 8¾ | 255.50 | 295.50 |
| 9 – 12¾ | 271.00 | 310.00 |
| 13 – 16¾ | 284.50 | 325.50 |
| 17 – 20¾ | 303.00 | 342.50 |
| 21 – 24¾ | 322.50 | 362.00 |
| 25 – 26¾ | 331.50 | 371.00 |
| 27 – 28¾ | 340.50 | 381.00 |
| 29 – 32¾ | 353.00 | 393.50 |
| 33 – 35¾ | 384.50 | 424.50 |
| 36 – 36¾ | 394.00 | 434.50 |
| 37 – 37¾ | 409.50 | 448.50 |

| Length Inches | Price Each | |
|----------------------|--|---|
| | Plain Brass, Chrome, White, or Black Finishes ‡ | Victaulic Proprietary Coating VC250 |
| 38 – 38¾ | \$426.00 | \$466.50 |
| 39 – 39¾ | 440.00 | 480.00 |
| 40 – 40¾ | 456.00 | 497.00 |
| 41 – 41¾ | 472.00 | 512.00 |
| 42 – 42¾ | 487.00 | 527.50 |
| 43 – 43¾ | 503.00 | 543.50 |
| 44 – 44¾ | 520.50 | 560.00 |
| 45 – 45¾ | 536.50 | 576.50 |
| 46 – 46¾ | 551.00 | 591.00 |
| 47 – 47¾ | 566.50 | 607.00 |
| 48 | 584.50 | 624.50 |

Vertical Sidewall Dry Sprinklers above 48" are not available.

§ Price includes chrome or white painted coverplate; for custom finishes contact Victaulic for details.

* Any pipe order lengths below 5" have an additional **\$85.00** LIST charge per unit. Refer to the table below for the minimum order lengths per escutcheon style.

Recommended Wrenches: V56/V81 RC Dry, V11 C ECLH. See Accessories for part number and pricing.

MINIMUM PIPE ORDER LENGTH BY ESCUTCHEON STYLE

| Minimum Pipe Order Length by Escutcheon Style | | |
|---|--------------------|---------------------------------|
| Escutcheon Style | Threaded inches | Grooved inches |
| Plain Barrel | 2 | 3⅞ |
| Flush | 1¾ | 2 ¹⁵ / ₁₆ |
| Recessed | 2¼ | 3 ⁷ / ₈ |
| Sleeve and Skirt | 1½ | 2 ⁵ / ₈ |
| Extended | 1½ | 2 ⁵ / ₈ |

Dry sprinklers are non-cancellable and non-returnable.

FireLock™ Sprinklers – Specific Application

Series FL-SA/IC
V2502

| Temp. Rating | | Victaulic Part Number | Finish | Price Each |
|--------------|----|-----------------------|-------------|------------|
| °F | °C | | | |
| 175 | 79 | S2515EQA10 | Plain Brass | \$77.50 |

QUICK RESPONSE
K4.2 (6.0 SI)

Recommended Wrenches: V25 Open End. See Accessories for part number and price.

Upright
½" NPT (15 mm BSPT) Thread
7/16" (11 mm) Orifice
K4.2 (6.0 SI)

Refer to publication 46.01.



V2502



Series FL-SA/IC
V5608

| Temp. Rating | | Victaulic Part Number | Price Each |
|--------------|----|-----------------------|------------|
| °F | °C | Upright | |
| 175 | 79 | S5615EQ410 | \$77.50 |
| 200 | 93 | S5615FQ410 | 77.50 |

QUICK RESPONSE
IC INTERSTITIAL SPACE
K5.6 (8.1 SI)

Recommended Wrenches: V56 Open End. See Accessories for part number and pricing.

Upright
½" NPT (15 mm BSPT) Thread
K5.6 (8.1 SI)

Refer to publication 46.01.



Upright – V5608



Dry sprinklers are non-cancellable and non-returnable.

FireLock™ Sprinklers – Specific Application

Series FL-SA/DS
V5621

QUICK RESPONSE
ATTIC DS DOWNSLOPE
K5.6 (8.1 SI)

Upright
½" NPT (15 mm BSPT) Thread
K5.6 (8.1 SI)
Refer to publication 46.02.



Upright – V5621



| Temp. Rating | | Victaulic Part Number | | Price Each |
|--------------|----|-----------------------|--|------------|
| °F | °C | Upright | | |
| 200 | 93 | S561YFQ411 | | \$184.00 |

Recommended Wrenches: V56 Open End. See Accessories for part number and pricing.

Series FL-SA/RE
V5620

QUICK RESPONSE
ATTIC RE RIDGELINE
K5.6 (8.1 SI)

Upright
½" NPT (15 mm BSPT) Thread
K5.6 (8.1 SI)
Refer to publication 46.02.



Upright – V5620



| Temp. Rating | | Victaulic Part Number | | Price Each |
|--------------|----|-----------------------|--|------------|
| °F | °C | Upright | | |
| 200 | 93 | S561YFQ410 | | \$184.00 |

Recommended Wrenches: V56 Open End. See Accessories for part number and pricing.

Items listed in shaded areas and custom finishes are non-cancellable and non-returnable.
Unopened, full boxes of standard product less than two years old will be accepted for return.

FireLock™ Sprinklers – Specific Application

Series FL-SA/GAP V5623

**QUICK RESPONSE
ATTIC GAP
K5.6 (8.1 SI)**

**Upright
½" NPT (15 mm BSPT) Thread
K5.6 (8.1 SI)**
Refer to publication 46.03.



Upright – V5623



| Temp. Rating | | Victaulic Part Number | Price Each |
|--------------|----|-----------------------|------------|
| °F | °C | Upright | |
| 200 | 93 | S561YFQ412 | \$41.50 |

Recommended Wrenches: V56 Open End. See Accessories for part number and pricing.

Series FL-SA/BB V8122

**QUICK RESPONSE
ATTIC BACK-TO-BACK 4/12
SLOPE
K8.1 (11.5 SI)**

**Upright
¾" NPT (20 mm BSPT) Thread
K8.1 (11.5 SI)**
Refer to publication 46.03.



Upright – V8122



| Temp. Rating | | Victaulic Part Number | Price Each |
|--------------|----|-----------------------|------------|
| °F | °C | Upright | |
| 200 | 93 | S812YFQ510 | \$292.50 |

Recommended Wrenches: V81 Attic. See Accessories for part number and pricing.

Items listed in shaded areas and custom finishes are non-cancellable and non-returnable.
Unopened, full boxes of standard product less than two years old will be accepted for return.

FireLock™ Sprinklers – Specific Application

Series FL-SA/BB
V8123

QUICK RESPONSE
ATTIC BACK-TO-BACK 8/12
SLOPE
K8.1 (11.5 SI)

Upright
¾" NPT (20 mm BSPT) Thread
K8.1 (11.5 SI)
Refer to publication 46.03.



Upright – V8123



| Temp. Rating | | Victaulic Part Number | Price Each |
|--------------|----|-----------------------|------------|
| °F | °C | Upright | |
| 200 | 93 | S812YFQ511 | \$292.50 |

Recommended Wrenches: V81 Attic. See Accessories for part number and pricing.

Series FL-SA/BB
V8124

QUICK RESPONSE
ATTIC BACK-TO-BACK 12/12
SLOPE
K8.1 (11.5 SI)

Upright
¾" NPT (20 mm) Thread
K8.1 (11.5 SI)
Refer to publication 46.03.



Upright – V8124



| Temp. Rating | | Victaulic Part Number | Price Each |
|--------------|----|-----------------------|------------|
| °F | °C | Upright | |
| 200 | 93 | S812YFQ512 | \$292.50 |

Recommended Wrenches: V81 Attic. See Accessories for part number and pricing.

Items listed in shaded areas and custom finishes are non-cancellable and non-returnable.
Unopened, full boxes of standard product less than two years old will be accepted for return.

FireLock™ Sprinklers – Specific Application

Series FL-SA/NZ – Window Sprinklers

Available in plain brass, chrome, Victaulic proprietary coatings or customer to provide finish specification. Allow 4-6 weeks for samples for customer finish specifications. See List Adders for Sprinklers table at the beginning of this section.



Series FL-SA/NZ – V1001

½" NPT (15 mm BSPT) Thread
K1.4 (2.0 SI)

Refer to publication 47.01.

| Temp. Rating | Victaulic Part Number | Price Each |
|---------------------------|-----------------------|------------|
| PLAIN BRASS FINISH | | |
| Open Only | S1011M0G10 | \$110.50 |
| CHROME FINISH | | |
| Open Only | S1011M0G20 | \$114.00 |

Series FL-SA/NZ – V1003

½" NPT (15 mm BSPT) Thread
K2.0 (2.9 SI)

Refer to publication 47.01.

| Temp. Rating | Victaulic Part Number | Price Each |
|---------------------------|-----------------------|------------|
| PLAIN BRASS FINISH | | |
| Open Only | S1011M0F10 | \$110.50 |
| CHROME FINISH | | |
| Open Only | S1011M0F20 | \$114.00 |

Series FL-SA/NZ – V1005

½" NPT (15 mm BSPT) Thread
K2.8 (4.0 SI)

Refer to publication 47.01.

| Temp. Rating | Victaulic Part Number | Price Each |
|---------------------------|-----------------------|------------|
| PLAIN BRASS FINISH | | |
| Open Only | S1011M0110 | \$110.50 |
| CHROME FINISH | | |
| Open Only | S1011M0120 | \$114.00 |

Series FL-SA/NZ – V1007

½" NPT (15 mm BSPT Thread)
K4.2 (5.9 SI)

Refer to publication 47.01.

| Temp. Rating | Victaulic Part Number | Price Each |
|---------------------------|-----------------------|------------|
| PLAIN BRASS FINISH | | |
| Open Only | S1011M0A10 | \$110.50 |
| CHROME FINISH | | |
| Open Only | S1011M0A20 | \$114.00 |

Series FL-SA/NZ – V1009

½" NPT (15 mm BSPT) Thread
K5.6 (8.1 SI)

Refer to publication 47.01.

| Temp. Rating | Victaulic Part Number | Price Each |
|---------------------------|-----------------------|------------|
| PLAIN BRASS FINISH | | |
| Open Only | S1011M0410 | \$127.00 |
| CHROME FINISH | | |
| Open Only | S1011M0420 | \$129.50 |

Series FL-SA/NZ – V1011

¾" NPT (19 mm BSPT) Thread
K8.0 (11.5 SI)

Refer to publication 47.01.

| Temp. Rating | Victaulic Part Number | Price Each |
|---------------------------|-----------------------|------------|
| PLAIN BRASS FINISH | | |
| Open Only | S1021M0510 | \$134.50 |
| CHROME FINISH | | |
| Open Only | S1021M0520 | \$126.50 |

Series FL-SA/NZ – V1013

¾" NPT (19 mm BSPT) Thread
K11.2 (16.3 SI)

Refer to publication 47.01.

| Temp. Rating | Victaulic Part Number | Price Each |
|---------------------------|-----------------------|------------|
| PLAIN BRASS FINISH | | |
| Open Only | S1021M0610 | \$134.50 |
| CHROME FINISH | | |
| Open Only | S1021M0620 | \$137.00 |

Items listed in shaded areas and custom finishes are non-cancellable and non-returnable. Unopened, full boxes of standard product less than two years old will be accepted for return.

FireLock™ Sprinklers – Specific Application

Series FL-SA/NZ V2601 & V2603

**OPEN FOAM NOZZLE
FOR DELUGE SYSTEMS
K2.8 (3.9 SI)/K5.6 (8.1 SI)**

½" NPT (15 mm BSPT) Thread

K2.8 (3.9 SI)/K5.6 (8.1 SI)

Refer to publication 47.02.



| K Factor | Temp. Rating | Victaulic Part Number | Price Each |
|----------|--------------|-----------------------|------------|
| 2.8 | Open | S2612M0110 | \$110.50 |
| 5.6 | Open | S2612M0410 | 97.00 |

Recommended Wrenches: V26 Foam Nozzle. See Accessories for part number and price.

Series FL-SA/NZ V12

OPEN SPRAY NOZZLES

½" NPT (15 mm BSPT)

Refer to publication 47.03.



V1268, 165° shown



| Nominal KFactor | Available Deflector Angles | | | | | | | |
|--------------------|----------------------------|-----------------|-----------------|-----------------|-----------------|----------------|----------------|----------------|
| | Model/Degrees | | | | | | | |
| 1.2 1.7 metric | V1201 (180°) | V1202 (160°) | V1203 (140°) | V1204 (125°) | V1205 (110°) | V1206 (95°) | V1207 (80°) | V1208 (65°) |
| 1.8 2.6 metric | V1211 (180°) | V1212 (160°) | V1213 (140°) | V1214 (125°) | V1215 (110°) | V1216 (95°) | V1217 (80°) | V1218 (65°) |
| 2.3 3.3 metric | V1221 (180°) | V1222 (160°) | V1223 (140°) | V1224 (125°) | V1225 (110°) | V1226 (95°) | V1227 (80°) | V1228 (65°) |
| 3.2 4.6 metric | V1231 (180°) | V1232 (160°) | V1233 (140°) | V1234 (125°) | V1235 (110°) | V1236 (95°) | V1237 (80°) | V1238 (65°) |
| 4.1 5.9 metric | V1241 (180°) | V1242 (160°) | V1243 (140°) | V1244 (125°) | V1245 (110°) | V1246 (95°) | V1247 (80°) | V1248 (65°) |
| 4.9 7.1 metric | V1251 (180°) | V1252 (160°) | V1253 (140°) | V1254 (125°) | V1255 (110°) | V1256 (95°) | V1257 (80°) | V1258 (65°) |
| 5.6 8.1 metric | V1261 (180°) | V1262 (160°) | V1263 (140°) | V1264 (125°) | V1265 (110°) | V1266 (95°) | V1267 (80°) | V1268 (65°) |
| 7.2 10.4 metric | V1271 (180°) | V1272 (160°) | V1273 (140°) | V1274 (125°) | V1275 (110°) | V1276 (95°) | V1277 (80°) | V1278 (65°) |

Victaulic V12 Spray Nozzles are available in multiple orifice sizes and spray angles to meet various design application requirements.

For nozzles having nominal U.S. K-Factors of 1.2, 1.8, 2.3, and 3.2, a bushing is used, whereas nozzles with K-Factors of 4.1, 4.9, 5.6, and 7.2 are machined orifices.

| K Factor | Deflector Angle | Finish | Price Each |
|----------|-----------------|--|------------|
| ALL | ALL | Plain Brass | \$205.50 |
| ALL | ALL | Victaulic Proprietary coating or custom finish | + |

Recommended Wrenches: V26 Foam Nozzle. See Accessories for part number and price.

+ Quoted on application. Contact Victaulic for pricing and availability.

‡ Victaulic proprietary coatings or customer to provide finish specification. Allow 4-6 weeks for samples for customer finish specifications. See List Adders for Sprinklers table at the beginning of this section.

**Items listed in shaded areas and custom finishes are non-cancellable and non-returnable.
Unopened, full boxes of standard product less than two years old will be accepted for return.**

Sprinklers – Accessories

FireLock™ Automatic Sprinkler Wrenches

Refer to publication 40.80.



Model V26
Foam Nozzle



Model V27
Open End



Model V27-2
Concealed/
Recessed Socket
Wrench



Model V29
Flush



Model V29-1
Cabinet Socket
Wrench



Models V34
& V36
Open End



Model V34
Recessed



Model V36
Recessed/
Concealed



Model V38-4
Socket Concealed



Model V38-5
Cabinet Socket Wrench



Model V39
Concealed

| Description | Victaulic Part Number | Price Each |
|---|-----------------------|------------|
| V25 Open End Wrench | ST01500000 | \$428.50 |
| V26 Foam Nozzle Wrench | ST71000000 | 349.50 |
| V27 Open End Wrench | ST01000000 | 114.00 |
| V272 Concealed/Recessed | ST12000002 | 181.00 |
| V29 Flush Wrench | ST51M00000 | 510.00 |
| V291 Cabinet Socket Wrench | ST51000000 | 258.00 |
| V33 Dry Concealed Wrench | ST33P00000 | 148.00 |
| V34 Open End Wrench | ST02000000 | 114.00 |
| V34 Recessed Wrench | ST22000000 | 168.00 |
| V36 Dry Open End Wrench | ST73000000 | 114.00 |
| V36 Dry Recessed and Concealed Wrench | ST43P00000 | 211.00 |
| V384 Socket Concealed Wrench | ST21N00000 | 168.00 |
| V385 Cabinet Socket Wrench | ST61000000 | 89.00 |
| V39 Concealed Wrench | ST62J00000 | 181.00 |
| V46 Open End Wrench | ST93000900 | 114.00 |
| V44/V47 Open End Wrench | ST92000800 | 114.00 |
| V49 Open End Wrench | ST49000800 | 144.00 |
| V9 Coupling Bit | J000V09000 | + |
| 1" ADJ Concealed Wrench | S332765000 | 79.50 |
| V56 Open End Wrench | S325390000 | 56.50 |
| V56 Domed Concealed Wrench | S329678000 | 79.50 |
| V56-2 Recessed Wrench | S325391000 | 79.50 |
| V44 Recessed Wrench | ST42060000 | 79.50 |
| V81 Domed Concealed Wrench | S329679000 | 79.50 |
| ¾" NPT Large Orifice Recessed Wrench | S325401000 | 79.50 |
| V81 Attic Wrench | S312366000 | 56.50 |
| V56/V81 Recessed or Concealed Dry and V11 Concealed ECLH | S337014000 | 79.50 |
| V11 Recessed Wrench | S333011000 | 79.50 |
| V11 Open End Wrench | S333010000 | 56.50 |
| Inch Adjustable Cover Plate Installation Tool with Handle | R000GLBHHT | 24.50 |
| Inch Adjustable Cover Plate Installation Tool for Extension | R000GLBTLP | 24.50 |

Sprinklers – Accessories

Sprinkler Storage Cabinets

Refer to publication 40.81.



| Description | Victaulic Part Number | Price Each |
|--|-----------------------|------------|
| For 12 Sprinklers (V10, V26, V27, V29, V34, except V3403 and V3404) | SA10000000 | \$55.50 |
| For 6 Sprinklers (V27, V3403, V3404, V34) | SA20000000 | 55.50 |
| For 3 Sprinklers (V27, V29 Residential) | SA30000000 | 33.50 |
| For 6 Large Sprinklers (V40, V38, V39 Concealed, K1 ESFR, All Intermediate Level Sprinklers, All Guards) | SA40000000 | 83.50 |

Sprinkler Boxes

| Box Count | Victaulic Part Number | Price Each |
|-----------|-----------------------|------------|
| 25 | S000BOX025 | \$10.50 |
| 50 | S000BOX050 | 15.00 |
| 100 | S000BOX100 | 25.00 |

FireLock™ Paint Shield

| Description | Victaulic Part Number | Price Each |
|---|-----------------------|------------|
| Paint Shield – Orange – For Any Pendent Style | SM20000000 | \$1.50 |
| Paint Shield – V27, V36, V39 Concealed Sprinklers | SM20P00000 | 2.00 |

FireLock™ Upright Sprinkler Guards and Intermediate Shields

Refer to publication 40.83.



| Model | Fits Models Listed Below | Victaulic Part Number | Guard Only Price Each | Victaulic Part Number | Guard with Shield Assy. Price Each |
|-----------------|--|-----------------------|-----------------------|-----------------------|------------------------------------|
| V27 Upright | V2701, V2702, V2703, V2704, V2721, V2722 | SA51000020 | \$7.50 | SA51Q00020 | \$8.50 |
| V34/V36 Upright | V3401, V3402, V3403, V3404, V3417, V3418, V3601, V3602, V3603, V3604 | SA72000020 | 8.50 | SA72Q00020 | 9.50 |

* For standard and quick response heads.

Items listed in shaded areas and custom finishes are non-cancellable and non-returnable. Unopened, full boxes of standard product less than two years old will be accepted for return.

Sprinklers – Accessories

FireLock™ Pendent Sprinkler Guards and Intermediate Shield Kits

Refer to publication 40.83.



| Model | Fits Models Listed Below | Victaulic Part Number | Guard Only Price Each | Victaulic Part Number | Pendent Intermediate Shield Kit * |
|-----------------|--|-----------------------|-----------------------|-----------------------|-----------------------------------|
| V27 Pendent | V2705, V2706, V2707, V2708, V2723, V2724 | SA51000020 | \$7.50 | SD01R00400 | \$108.00 |
| V34/V36 Pendent | V3405, V3406, V3407, V3408, V3419, V3420, V3605, V3606, V3607, V3608 | SA72000020 | 8.50 | SD02R00500 | 108.00 |

* Intermediate Shield Kit contains 10 units.

FireLock™ Expansion Plate

Refer to publication 40.84.



V27, V34, V36

| Finish Type | Victaulic Part Number | Price Each |
|--------------|-----------------------|------------|
| Chrome | SE10000020 | \$11.50 |
| White | SE10000040 | 11.50 |
| Bright White | SE100000W0 | 11.50 |
| Black | SE100000B0 | 11.50 |
| Custom | SE100000_0 | + |

V33

| Finish Type | Victaulic Part Number | Price Each |
|--------------|-----------------------|------------|
| Chrome | SE30P00020 | \$13.00 |
| White | SE30P00040 | 13.00 |
| Bright White | SE30P000W0 | 13.00 |
| Black | SE30P000B0 | 13.00 |
| Custom | SE30P000_0 | + |

V38

| Finish Type | Victaulic Part Number | Price Each |
|--------------|-----------------------|------------|
| Chrome | SE20P00020 | \$13.00 |
| White | SE20P00040 | 13.00 |
| Bright White | SE20P000W0 | 13.00 |
| Black | SE20P000B0 | 13.00 |
| Custom | SE20P000_0 | + |

+ Quoted on application. Contact Victaulic for pricing and availability.

Items listed in shaded areas and custom finishes are non-cancellable and non-returnable. Unopened, full boxes of standard product less than two years old will be accepted for return.

Sprinklers – Accessories

Replacement Escutcheons

V36 DRY HEAD OUTER RINGS

V36 DRY HEAD OUTER RINGS

| Escutcheon Type | Finish Type | Victaulic Part Number | Price Each |
|-----------------|-----------------------|-----------------------|------------|
| Skirt | Stainless Steel | SEC000001X | \$16.00 |
| | White | SEC0000040 | 15.50 |
| | White Stainless Steel | SEC000004X | 16.00 |
| | Brass | SEC0000010 | 15.50 |
| Recessed | Stainless Steel | SEB000001X | 15.00 |
| | White | SEB0000040 | 15.50 |
| | White Stainless Steel | SEB000004X | 15.00 |
| | Brass | SEB0000010 | 11.50 |
| Extended | Stainless Steel | SED000001X | 16.00 |
| | White | SED0000040 | 15.50 |
| | White Stainless Steel | SED000004X | 16.00 |
| | Brass | SED0000010 | 15.50 |

Flush Escutcheon



| Victaulic Part Number | Size | Description | Price Each |
|-----------------------|----------|--|------------|
| SE21000020 | 1/2" NPT | V27 Flush Type Escutcheon, Push On, Chrome | \$2.00 |
| SE21000040 | | V27 Flush Type Escutcheon, Push On, White | 2.00 |
| SE210000W0 | | V27 Flush Type Escutcheon, Push On, Bright White | 2.00 |
| SE210000B0 | | V27 Flush Type Escutcheon, Push On, Black | 2.00 |
| SE22000020 | 3/4" NPT | V34 Flush Type Escutcheon, Push On, Chrome | 2.00 |
| SE22000040 | | V34 Flush Type Escutcheon, Push On, White | 2.00 |
| SE220000W0 | | V34 Flush Type Escutcheon, Push On, Bright White | 2.00 |
| SE220000B0 | | V34 Flush Type Escutcheon, Push On, Black | 2.00 |

Items listed in shaded areas and custom finishes are non-cancellable and non-returnable. Unopened, full boxes of standard product less than two years old will be accepted for return.

FireLock™ Sprinklers – Escutcheons

Weather Resistant Recessed Escutcheons

V27 – ½" NPT X ¾" ADJUSTMENT – WEATHER RESISTANT RECESSED ESCUTCHEON

| Finish Type | Victaulic Part Number | Price Each |
|---------------------|-----------------------|------------|
| Chrome Plated Brass | SE1100002C | \$16.00 |
| White Painted Brass | SE1100004C | 16.00 |
| Stainless Steel | SE1100001X | 10.50 |
| White Painted SS | SE1100004X | 15.00 |

V34 – ¾" NPT X ¾" ADJUSTMENT – WEATHER RESISTANT RECESSED ESCUTCHEON

| Finish Type | Victaulic Part Number | Price Each |
|------------------|-----------------------|------------|
| Stainless Steel | SE1200001X | \$10.50 |
| White Painted SS | SE1200004X | 15.00 |

Standard Recessed Escutcheons



½" NPT X ½" ADJUSTMENT – STANDARD RECESSED ESCUTCHEON

| Finish Type | Victaulic Part Number | Price Each | Sold in Box Quantities Only of |
|--------------|-----------------------|------------|--------------------------------|
| Chrome | SE01000020 | \$2.00 | 50 |
| White | SE01000040 | 2.00 | 50 |
| Bright White | SE010000W0 | 2.00 | 50 |
| Black | SE010000B0 | 6.00 | – |
| Custom | SE010000_0 | + | – |

½" NPT X ¾" ADJUSTMENT – STANDARD RECESSED ESCUTCHEON

| Finish Type | Victaulic Part Number | Price Each | Sold in Box Quantities Only of |
|--------------|-----------------------|------------|--------------------------------|
| Chrome | SE11000020 | \$2.00 | 50 |
| White | SE11000040 | 2.00 | 50 |
| Bright White | SE110000W0 | 2.00 | 50 |
| Black | SE110000B0 | 6.00 | – |
| Custom | SE110000_0 | + | – |

¾" NPT X ½" ADJUSTMENT – STANDARD RECESSED ESCUTCHEON

| Finish Type | Victaulic Part Number | Price Each | Sold in Box Quantities Only of |
|--------------|-----------------------|------------|--------------------------------|
| Chrome | SE02000020 | \$2.00 | 50 |
| White | SE02000040 | 2.00 | 50 |
| Bright White | SE020000W0 | 2.00 | 50 |
| Black | SE020000B0 | 6.00 | – |
| Custom | SE020000_0 | + | – |

¾" NPT X ¾" ADJUSTMENT – STANDARD RECESSED ESCUTCHEON

| Finish Type | Victaulic Part Number | Price Each | Sold in Box Quantities Only of |
|--------------|-----------------------|------------|--------------------------------|
| Chrome | SE12000020 | \$2.00 | 50 |
| White | SE12000040 | 2.00 | 50 |
| Bright White | SE120000W0 | 2.00 | 50 |
| Black | SE120000B0 | 6.00 | – |
| Custom | SE120000_0 | + | – |

For flat escutcheons, refer to Accessories.

NOTE: Expansion plates for all recessed escutcheons and all finishes are available. Contact Victaulic for details.

+ Quoted on application. Contact Victaulic for pricing and availability.

Items listed in shaded areas and custom finishes are non-cancellable and non-returnable. Unopened, full boxes of standard product less than two years old will be accepted for return.



1.0 TERMS AND CONDITIONS OF SALE

CONTROLLING PROVISIONS: These terms and conditions shall control with respect to any purchase order or sale of Victaulic products.

No alteration, modification or waiver of these terms and conditions whether on Customer's purchase order or otherwise shall be valid unless the alteration, modification or waiver is specifically accepted in writing by an authorized representative of Victaulic.

Prices, Designs and Terms and Conditions of Sale are subject to change without notice.

TERMS OF PAYMENT: As stated on invoice. Maximum legal interest rate charged thereafter.

MINIMUM INVOICE CHARGES: \$500 net for any single order.

SHIPPING TERMS: F.O.B. shipping point (our option) freight prepaid and allowed on single orders (excluding No. 26/No. W26 Outlet Fittings and Series 387 Inline/ Series 388 End Suction Pump Skids) having a net price value of \$12500 and over for shipment at one time to one destination into distributor stock or direct ship to a project, as determined by Victaulic within the continental United States, excluding Alaska, Hawaii, Puerto Rico and U.S. possessions.

Shipping and handling charges on orders less than net price value of \$12500, F.O.B. shipping point (our option) will be paid by the customer. The most economical routing to recognized delivery points will be used, at our discretion. The cost of any special routing, packaging or handling that has been requested by the customer, and is a deviation to our normal handling methods, will be added to the order and paid by the customer.

Shipments beyond the borders of the United States are prepaid and chargeable or collectable to final destination.

Orders are accepted subject to approval of our General Office and Credit Department at Easton, Pennsylvania, and contingent upon **acts of God, war, civil disturbance, strikes, labor difficulties, delays of carriers, inability to obtain materials, accidents or any other cause beyond our control.**

Victaulic will endeavor to ship by the scheduled delivery date, but reserves the right to ship within a reasonable period thereafter. **Under no circumstances shall Victaulic be liable for damages of any kind, including but not limited to incidental or consequential damages for lost profits or lost sales or liquidated damages, directly or indirectly arising from delays or failure to meet shipping dates.**

Orders, when accepted, cannot be cancelled without our written consent. No material will be taken back without our written consent. **Orders for non-standard (i.e. non-cancellable/non-returnable) material may not be cancelled nor will Victaulic accept return of such material for credit. Victaulic reserves the right to change the designation of products from standard to non-standard and vice versa. This may be done at any time without notice, and without incurring obligation. For further information contact Victaulic.**

All material is carefully examined, counted and packed by experienced employees. Claims for corrections must be made within 10 days of receipt of goods to the Customer Care center in Easton, PA (1-800-PICK VIC). We prove our count by weight. Claims for shortages are subject to that test. Our responsibility ceases when goods are delivered to carrier in good condition and its receipt obtained. Carriers are responsible for goods lost, damaged or delayed in transit. For your own protection, have transportation company's agent verify damages, shortages or delays and note them on freight bill over his signature.

WEIGHTS: All weights are approximate shipping weights and subject to change without notice.

Victaulic maintains a continual policy of product improvement and, therefore, reserves the right to change product specifications, designs, and standard equipment without notice and without incurring obligation.

2.0 LIMITED WARRANTY

What is Covered: This warranty covers any defects in materials or workmanship in products sold by Victaulic occurring under normal conditions of use and service with the exceptions stated below.

How Long Coverage Lasts: This warranty runs for one year from the date of delivery to the original buyer.

What is Not Covered: This warranty shall not apply to any product which has been subject to misuse, negligence, or accident (such as, without limitation, exposure to incompatible chemical or corrosive agents including microbial corrosion), which has been repaired or altered in any manner outside of Victaulic's factory, or which has been used in a manner contrary to Victaulic's instructions or recommendations. This warranty shall not apply to any Victaulic products utilizing proprietary grooves (such as, but not limited to, the Victaulic AGSTM, IGSTM, or PGS-300TM grooves) which have been used on pipe that has been grooved to ANSI/AWWA C-606 standards or which was grooved using tools not supplied by Victaulic or its licensees. Victaulic shall not be responsible for design errors due to inaccurate or incomplete information supplied by Buyer or its representatives.

What Victaulic will do: Victaulic will repair or replace, at its option, any product that proves to be defective in materials or workmanship following an examination by Victaulic that shows to its satisfaction the product was defective in materials or workmanship.

THIS LIMITED WARRANTY IS EXCLUSIVE AND MADE EXPRESSLY IN LIEU OF ANY OTHER WARRANTIES, EXPRESS OR IMPLIED, INCLUDING ANY IMPLIED WARRANTY OF MERCHANTABILITY OR FITNESS FOR A PARTICULAR PURPOSE. THE BUYER'S SOLE AND EXCLUSIVE REMEDY SHALL BE FOR THE REPAIR OR REPLACEMENT OF DEFECTIVE PRODUCTS AS PROVIDED HEREIN. THE BUYER AGREES THAT NO OTHER REMEDY (INCLUDING, BUT NOT LIMITED TO, INCIDENTAL OR CONSEQUENTIAL DAMAGES FOR LOST PROFITS, LOST SALES, INJURY TO PERSON OR PROPERTY OR ANY OTHER INCIDENTAL OR CONSEQUENTIAL LOSS) SHALL BE AVAILABLE.

Victaulic neither assumes nor authorizes any person to assume for it any other liability in connection with the sale of products.

Items purchased by Victaulic and resold will have the original equipment manufacturer's warranty extended to Victaulic customers.

How to Get Service: Contact Victaulic at 610-559-3300 within one year after delivery to the original buyer to arrange for an examination of the product. You will be asked to ship the product to Victaulic's factory, postage and transportation charges prepaid, for examination. There is no charge for examination. Victaulic will examine the product and contact you within a reasonable time regarding the results of that examination and to arrange for repair or replacement of any product determined to be defective in materials or workmanship.

FIRELOCK™ DEVICES AND SPRINKLERS

FIRE PROTECTION PRICE LIST



U.S./World Headquarters

4901 Kesslersville Road
Easton, PA 18040 USA

victauliclocations.com

EMEA

Prijkelstraat 36
9810 Nazareth, Belgium

Asia Pacific

Unit 808, Building B
Hongwell International Plaza
No.1602 West Zhongshan Road
Shanghai, China 200235



PL2021-A-SD 17706 REV A 10/2021

Victaulic and all other Victaulic marks are the trademarks or registered trademarks of Victaulic Company, and/or its affiliated entities, in the U.S. and/or other countries. All other trademarks listed herein are the property of their respective holders, in the U.S. and/or other countries. The terms "Patented" or "Patent Pending" refer to design or utility patents or patent applications for articles and/or methods of use in the United States and/or other countries.

© 2021 VICTAULIC COMPANY. ALL RIGHTS RESERVED.

