



LabWaste™ CPVC Corrosive Waste Drainage System
LabWaste™ CPVC Corrosive Waste Drainage Systems

| Part Number | Size | Std Pk | Mstr Ctn | Disc Code | Price Each |
|-------------|------|--------|----------|-----------|------------|
|-------------|------|--------|----------|-----------|------------|

P093 Elastomer Transition Coupling - Glass/IPS Pipe



IPS Clamp Joint x IPS Clamp Joint

For connection to plain end Glass or any same-size IPS pipe systems. Shielded FKM (Fluorocarbon) w/gear clamps.

| | | | | | |
|----------|-------|----|---|-----|--------|
| P093-015 | 1-1/2 | 20 | 0 | 171 | 816.21 |
| P093-020 | 2 | 10 | 0 | 171 | 833.16 |
| P093-030 | 3 | 10 | 0 | 171 | 846.53 |
| P093-040 | 4 | 10 | 0 | 171 | 872.04 |
| P093-060 | 6 | 5 | 0 | 171 | 892.53 |

P094 Elastomer Transition Coupling-Duriron



IPS Clamp Joint x Duriron Clamp Joint

For connection to Duriron plain end pipe. Shielded FKM (Fluorocarbon) w/gear clamps.

| | | | | | |
|----------|-------|----|---|-----|--------|
| P094-015 | 1-1/2 | 20 | 0 | 171 | 666.21 |
| P094-020 | 2 | 10 | 0 | 171 | 687.79 |
| P094-030 | 3 | 10 | 0 | 171 | 713.48 |
| P094-040 | 4 | 10 | 0 | 171 | 727.57 |

P095 Duriron Transition Fitting

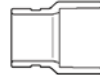


Mechanical Joint x Pipe Size

For connection to Duriron system. Requires Duriron mechanical joint coupling.

| | | | | | |
|-----------|-------|----|---|-----|--------|
| P095-015C | 1-1/2 | 30 | 0 | 169 | 51.67 |
| P095-020C | 2 | 16 | 0 | 169 | 65.39 |
| P095-030C | 3 | 9 | 0 | 169 | 109.12 |
| P095-040C | 4 | 5 | 0 | 169 | 150.81 |

P096 Grooved Coupling



Grv x Soc

| | | | | | |
|-----------|-------|----|----|-----|--------|
| P096-015C | 1-1/2 | 10 | 60 | 169 | 25.89 |
| P096-020C | 2 | 10 | 80 | 169 | 34.83 |
| P096-030C | 3 | 10 | 0 | 169 | 68.25 |
| P096-040C | 4 | 5 | 0 | 169 | 116.13 |
| P096-060C | 6 | 5 | 0 | 169 | 166.14 |

P097 Duriron Transition Coupling



Spig x Caulk Joint

For connection to Duriron system. Requires packing and plastic lead. Warning: Do not use hot lead or oiled Oakum

| | | | | | |
|-----------|-------|----|---|-----|--------|
| P097-015C | 1-1/2 | 25 | 0 | 169 | 51.67 |
| P097-020C | 2 | 15 | 0 | 169 | 65.39 |
| P097-030C | 3 | 6 | 0 | 169 | 109.12 |
| P097-040C | 4 | 6 | 0 | 169 | 150.81 |

P098 Glass Transition Coupling



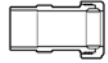
Spig x Clamp

For connection to glass system. Requires use of clamp from glass system manufacturer.

| | | | | | |
|-----------|-------|----|---|-----|--------|
| P098-015C | 1-1/2 | 50 | 0 | 169 | 38.76 |
| P098-020C | 2 | 30 | 0 | 169 | 52.31 |
| P098-030C | 3 | 20 | 0 | 169 | 81.82 |
| P098-040C | 4 | 12 | 0 | 169 | 105.58 |
| P098-060C | 6 | 12 | 0 | 169 | 183.32 |

| Part Number | Size | Std Pk | Mstr Ctn | Disc Code | Price Each |
|-------------|------|--------|----------|-----------|------------|
|-------------|------|--------|----------|-----------|------------|

P099 Transition Coupling



H x Compression

For connection to PP or PVDF systems. Requires Safety Retaining Groove Tool. Contact Spears®.

| | | | | | |
|-----------|-------|----|---|-----|--------|
| P099-015C | 1-1/2 | 16 | 0 | 169 | 107.07 |
| P099-020C | 2 | 12 | 0 | 169 | 121.75 |
| P099-030C | 3 | 4 | 0 | 169 | 152.49 |
| P099-040C | 4 | 4 | 0 | 169 | 182.35 |
| P099-060C | 6 | 1 | 0 | 169 | 211.28 |
| P099-080C | 8 | 1 | 0 | 169 | 639.49 |

P100 Coupling



H x H

| | | | | | |
|-----------|-------|-----|---|-----|--------|
| P100-015C | 1-1/2 | 100 | 0 | 160 | 25.45 |
| P100-020C | 2 | 100 | 0 | 160 | 31.77 |
| P100-030C | 3 | 60 | 0 | 160 | 40.65 |
| P100-040C | 4 | 25 | 0 | 160 | 57.85 |
| P100-060C | 6 | 5 | 0 | 160 | 91.68 |
| P100-080C | 8 | 6 | 0 | 159 | 247.26 |
| P100-100C | 10 | 1 | 0 | 159 | 358.54 |
| P100-120C | 12 | 1 | 0 | 159 | 503.80 |
| P100-140C | 14 | 1 | 0 | 159 | 639.71 |

P101 Female Adapter



Fpt x H

| | | | | | |
|-----------|-------|-----|---|-----|--------|
| P101-015C | 1-1/2 | 100 | 0 | 160 | 20.02 |
| P101-020C | 2 | 100 | 0 | 160 | 27.27 |
| P101-030C | 3 | 30 | 0 | 160 | 45.01 |
| P101-040C | 4 | 6 | 0 | 160 | 86.52 |
| P101-060C | 6 | 10 | 0 | 160 | 144.94 |

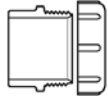
P102 Increaser - Reducer



H x H

| | | | | | |
|-----------|---------|----|---|-----|--------|
| P102-251C | 2X1-1/2 | 25 | 0 | 160 | 49.81 |
| P102-337C | 3X1-1/2 | 25 | 0 | 160 | 52.58 |
| P102-338C | 3X2 | 20 | 0 | 160 | 57.85 |
| P102-420C | 4X2 | 10 | 0 | 160 | 63.58 |
| P102-422C | 4X3 | 20 | 0 | 160 | 69.37 |
| P102-530C | 6X3 | 6 | 0 | 160 | 97.46 |
| P102-532C | 6X4 | 4 | 0 | 160 | 117.29 |
| P102-582C | 8X4 | 2 | 0 | 159 | 214.78 |
| P102-585C | 8X6 | 2 | 0 | 159 | 158.27 |
| P102-624C | 10X4 | 2 | 0 | 159 | 362.57 |
| P102-626C | 10X6 | 1 | 0 | 159 | 387.84 |
| P102-628C | 10X8 | 1 | 0 | 159 | 405.04 |
| P102-666C | 12X6 | 1 | 0 | 159 | 496.38 |
| P102-668C | 12X8 | 1 | 0 | 159 | 562.56 |
| P102-670C | 12X10 | 1 | 0 | 159 | 619.22 |

P103P Trap Adapter - Male



Spig x Slip with Plastic Nut

| | | | | | |
|------------|-------|----|---|-----|-------|
| P103P-015C | 1-1/2 | 50 | 0 | 160 | 21.17 |
| P103P-020C | 2 | 25 | 0 | 160 | 24.75 |

P104R Trap Adapter - Female



w/1-1/2 Plastic Nut & Washer and 1-1/2x1-1/4 Washer H x Slip w/Plastic Nut

| | | | | | |
|------------|-------|----|---|-----|-------|
| P104R-015C | 1-1/2 | 50 | 0 | 160 | 23.21 |
|------------|-------|----|---|-----|-------|

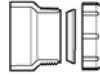
LabWaste™ CPVC Corrosive Waste Drainage System
LabWaste™ CPVC Corrosive Waste Drainage Systems



| Part Number | Size | Std Pk | Mstr Ctn | Disc Code | Price Each |
|-------------|------|--------|----------|-----------|------------|
|-------------|------|--------|----------|-----------|------------|

P104X Trap Adapter - Female

H x Slip w/Chrome Nut & Washer



| | | | | | |
|------------|-------|----|---|-----|-------|
| P104X-015C | 1-1/2 | 50 | 0 | 160 | 24.69 |
|------------|-------|----|---|-----|-------|

P105 Cleanout Adapter

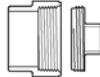
Spig x Fpt



| | | | | | |
|-----------|-------|----|---|-----|--------|
| P105-015C | 1-1/2 | 50 | 0 | 160 | 20.02 |
| P105-020C | 2 | 50 | 0 | 160 | 21.41 |
| P105-030C | 3 | 25 | 0 | 160 | 41.26 |
| P105-040C | 4 | 10 | 0 | 160 | 73.72 |
| P105-060C | 6 | 10 | 0 | 160 | 129.73 |
| P105-080C | 8 | 8 | 0 | 159 | 200.72 |

P105X Cleanout Adapter with Square Head Plug

Spig



| | | | | | |
|------------|-------|----|---|-----|--------|
| P105X-015C | 1-1/2 | 50 | 0 | 160 | 21.08 |
| P105X-020C | 2 | 50 | 0 | 160 | 24.85 |
| P105X-030C | 3 | 25 | 0 | 160 | 45.85 |
| P105X-040C | 4 | 10 | 0 | 160 | 78.88 |
| P105X-060C | 6 | 10 | 0 | 160 | 136.44 |
| P105X-080C | 8 | 6 | 0 | 159 | 371.45 |

P106 Square Head Cleanout Plug

Mpt



| | | | | | |
|-----------|-------|----|-----|-----|--------|
| P106-015C | 1-1/2 | 50 | 400 | 160 | 7.29 |
| P106-020C | 2 | 50 | 0 | 160 | 7.97 |
| P106-030C | 3 | 25 | 0 | 160 | 13.92 |
| P106-040C | 4 | 30 | 0 | 160 | 15.61 |
| P106-060C | 6 | 10 | 0 | 160 | 36.43 |
| P106-080C | 8 | 12 | 0 | 159 | 188.32 |

P107 Flush Bushing

Spig x H



| | | | | | |
|------------------------|---------|----|---|-----|--------|
| P107-251C | 2X1-1/2 | 50 | 0 | 160 | 27.14 |
| P107-337C | 3X1-1/2 | 30 | 0 | 160 | 28.69 |
| P107-338C | 3X2 | 30 | 0 | 160 | 31.28 |
| P107-420C | 4X2 | 30 | 0 | 160 | 69.41 |
| P107-422C | 4X3 | 30 | 0 | 160 | 71.03 |
| P107-530C ¹ | 6X3 | 10 | 0 | 160 | 130.28 |
| P107-532C | 6X4 | 10 | 0 | 160 | 124.25 |
| P107-582C | 8X4 | 4 | 0 | 159 | 451.59 |
| P107-585C | 8X6 | 4 | 0 | 159 | 471.13 |
| P107-624C ¹ | 10X4 | 4 | 0 | 159 | 877.52 |
| P107-628C | 10X8 | 4 | 0 | 159 | 690.39 |
| P107-670C | 12X10 | 2 | 0 | 159 | 860.76 |

¹Outlet-sized with Bushing

P109 Male Adapter

Mpt x H



| | | | | | |
|-----------|-------|----|---|-----|--------|
| P109-015C | 1-1/2 | 50 | 0 | 160 | 19.80 |
| P109-020C | 2 | 50 | 0 | 160 | 23.97 |
| P109-030C | 3 | 25 | 0 | 160 | 39.41 |
| P109-040C | 4 | 25 | 0 | 160 | 82.16 |
| P109-060C | 6 | 7 | 0 | 160 | 220.89 |

P110 Counter Sunk Cleanout Plug

Mpt



| | | | | | |
|-----------|-------|----|-----|-----|-------|
| P110-015C | 1-1/2 | 25 | 150 | 160 | 12.14 |
|-----------|-------|----|-----|-----|-------|

| Part Number | Size | Std Pk | Mstr Ctn | Disc Code | Price Each |
|-------------|------|--------|----------|-----------|------------|
|-------------|------|--------|----------|-----------|------------|

P110 Counter Sunk Cleanout Plug (continued)

Mpt

| | | | | | |
|-----------|---|----|-----|-----|-------|
| P110-020C | 2 | 25 | 150 | 160 | 13.19 |
| P110-030C | 3 | 50 | 0 | 160 | 13.63 |
| P110-040C | 4 | 25 | 0 | 160 | 15.34 |
| P110-060C | 6 | 10 | 0 | 160 | 33.25 |

P116 Cap Socket



| | | | | | |
|-----------|-------|----|-----|-----|--------|
| P116-015C | 1-1/2 | 20 | 240 | 160 | 19.80 |
| P116-020C | 2 | 15 | 180 | 160 | 23.69 |
| P116-030C | 3 | 10 | 0 | 160 | 40.93 |
| P116-040C | 4 | 5 | 0 | 160 | 83.44 |
| P116-060C | 6 | 5 | 0 | 160 | 137.42 |
| P116-080C | 8 | 3 | 0 | 159 | 238.55 |

P119 No-Hub Adapter


S x H



| | | | | | |
|-----------|-------|----|---|-----|--------|
| P119-015C | 1-1/2 | 25 | 0 | 160 | 34.86 |
| P119-020C | 2 | 25 | 0 | 160 | 37.19 |
| P119-030C | 3 | 20 | 0 | 160 | 46.85 |
| P119-040C | 4 | 15 | 0 | 160 | 68.42 |
| P119-060C | 6 | 5 | 0 | 160 | 148.59 |

P123 Hub Adapter

H x S



For connection to Cast Iron system. Requires packing and plastic lead. Warning: Do not use hot lead or oiled Oakum

| | | | | | |
|-----------|---|----|---|-----|-------|
| P123-020C | 2 | 20 | 0 | 160 | 41.33 |
| P123-030C | 3 | 25 | 0 | 160 | 52.06 |

P130 Repair Coupling

H x H



| | | | | | |
|-----------|-------|----|-----|-----|-------|
| P130-015C | 1-1/2 | 25 | 200 | 160 | 26.56 |
| P130-020C | 2 | 25 | 0 | 160 | 15.72 |
| P130-030C | 3 | 10 | 0 | 160 | 52.06 |
| P130-040C | 4 | 5 | 0 | 160 | 87.35 |

P300 1/4 Bend (90° Ell)

H x H



| | | | | | |
|-----------|-------|-----|---|-----|---------|
| P300-015C | 1-1/2 | 100 | 0 | 160 | 32.58 |
| P300-020C | 2 | 50 | 0 | 160 | 40.48 |
| P300-030C | 3 | 25 | 0 | 160 | 68.73 |
| P300-040C | 4 | 10 | 0 | 160 | 109.37 |
| P300-060C | 6 | 4 | 0 | 160 | 283.02 |
| P300-080C | 8 | 2 | 0 | 159 | 394.48 |
| P300-100C | 10 | 1 | 0 | 159 | 911.72 |
| P300-120C | 12 | 1 | 0 | 159 | 1528.73 |

P300S 1/4 Bend w/Side Inlet (90° Ell)

All Hub



| | | | | | |
|------------|-------|----|---|-----|--------|
| P300S-338C | 3X3X2 | 10 | 0 | 160 | 151.17 |
|------------|-------|----|---|-----|--------|

P302 1/4 Bend, Street (90° Street Ell)

H x Spig



| | | | | | |
|-----------|-------|-----|---|-----|-------|
| P302-015C | 1-1/2 | 100 | 0 | 160 | 38.26 |
| P302-020C | 2 | 25 | 0 | 160 | 48.56 |
| P302-030C | 3 | 20 | 0 | 160 | 65.01 |



LabWaste™ CPVC Corrosive Waste Drainage System
LabWaste™ CPVC Corrosive Waste Drainage Systems

| Part Number | Size | Std Pk | Mstr Ctn | Disc Code | Price Each |
|-------------|------|--------|----------|-----------|------------|
|-------------|------|--------|----------|-----------|------------|

P302 1/4 Bend, Street (90° Street Ell) (continued)

H x Spig

| | | | | | |
|-----------|----|----|---|-----|---------|
| P302-040C | 4 | 10 | 0 | 160 | 103.28 |
| P302-060C | 6 | 4 | 0 | 160 | 250.60 |
| P302-080C | 8 | 2 | 0 | 159 | 389.94 |
| P302-100C | 10 | 1 | 0 | 159 | 908.25 |
| P302-120C | 12 | 1 | 0 | 159 | 1513.09 |

P303 1/4 Bend w/Low Heel Inlet

H x H x H



| | | | | | |
|-----------|-------|----|---|-----|--------|
| P303-338C | 3X3X2 | 25 | 0 | 160 | 95.05 |
| P303-420C | 4X4X2 | 6 | 0 | 160 | 196.21 |

P304 1/4 Bend, Long Sweep (90° LS Ell)

H x H



| | | | | | |
|-----------|-------|----|---|-----|--------|
| P304-015C | 1-1/2 | 50 | 0 | 160 | 33.71 |
| P304-020C | 2 | 25 | 0 | 160 | 45.96 |
| P304-030C | 3 | 10 | 0 | 160 | 78.62 |
| P304-040C | 4 | 5 | 0 | 160 | 113.00 |
| P304-060C | 6 | 5 | 0 | 160 | 363.26 |

P309 1/4 Bend Long Sweep, Street (90° LS Street Ell)

H x Spig



| | | | | | |
|-----------|-------|----|---|-----|--------|
| P309-015C | 1-1/2 | 50 | 0 | 160 | 35.45 |
| P309-020C | 2 | 25 | 0 | 160 | 47.52 |
| P309-030C | 3 | 20 | 0 | 160 | 80.92 |
| P309-040C | 4 | 5 | 0 | 160 | 114.99 |
| P309-060C | 6 | 5 | 0 | 160 | 294.86 |

P319 1/6 Bend (60° Ell)

H x H



| | | | | | |
|------------|-------|----|---|-----|--------|
| P319-015C | 1-1/2 | 40 | 0 | 160 | 32.66 |
| P319-020C | 2 | 25 | 0 | 160 | 39.43 |
| P319-030C | 3 | 20 | 0 | 160 | 71.23 |
| P319-040C | 4 | 10 | 0 | 160 | 114.20 |
| P319-060CF | 6 | 1 | 4 | 160 | 320.99 |

P320 1/6 Bend, Street (60° Street Ell)

H x Spig



| | | | | | |
|-----------|-------|----|---|-----|--------|
| P320-015C | 1-1/2 | 40 | 0 | 160 | 32.66 |
| P320-020C | 2 | 25 | 0 | 160 | 39.43 |
| P320-030C | 3 | 20 | 0 | 160 | 71.97 |
| P320-040C | 4 | 10 | 0 | 160 | 114.20 |

P321 1/8 Bend (45° Ell)

H x H



| | | | | | |
|-----------|-------|-----|---|-----|---------|
| P321-015C | 1-1/2 | 100 | 0 | 160 | 32.01 |
| P321-020C | 2 | 50 | 0 | 160 | 39.00 |
| P321-030C | 3 | 25 | 0 | 160 | 71.57 |
| P321-040C | 4 | 15 | 0 | 160 | 81.11 |
| P321-060C | 6 | 5 | 0 | 160 | 236.92 |
| P321-080C | 8 | 1 | 0 | 159 | 341.61 |
| P321-100C | 10 | 1 | 0 | 159 | 651.34 |
| P321-120C | 12 | 1 | 0 | 159 | 1180.06 |

| Part Number | Size | Std Pk | Mstr Ctn | Disc Code | Price Each |
|-------------|------|--------|----------|-----------|------------|
|-------------|------|--------|----------|-----------|------------|

P323 1/8 Bend, Street (45° Street Ell)

H x Spig



| | | | | | |
|-----------|-------|-----|---|-----|--------|
| P323-015C | 1-1/2 | 100 | 0 | 160 | 24.25 |
| P323-020C | 2 | 50 | 0 | 160 | 27.54 |
| P323-030C | 3 | 25 | 0 | 160 | 61.04 |
| P323-040C | 4 | 10 | 0 | 160 | 62.64 |
| P323-060C | 6 | 5 | 0 | 160 | 225.06 |
| P323-080C | 8 | 1 | 0 | 159 | 259.23 |

P324 1/16 Bend (22-1/2° Ell)

H x H



| | | | | | |
|-----------|-------|----|---|-----|--------|
| P324-015C | 1-1/2 | 50 | 0 | 160 | 32.66 |
| P324-020C | 2 | 25 | 0 | 160 | 38.94 |
| P324-030C | 3 | 20 | 0 | 160 | 70.40 |
| P324-040C | 4 | 15 | 0 | 160 | 86.72 |
| P324-060C | 6 | 3 | 0 | 160 | 234.68 |
| P324-080C | 8 | 2 | 0 | 159 | 254.73 |

P326 1/16 Bend, Street (22-1/2° Street Ell)

H x Spig



| | | | | | |
|-----------|-------|----|---|-----|--------|
| P326-015C | 1-1/2 | 50 | 0 | 160 | 29.05 |
| P326-020C | 2 | 25 | 0 | 160 | 38.94 |
| P326-030C | 3 | 20 | 0 | 160 | 70.40 |
| P326-040C | 4 | 10 | 0 | 160 | 86.72 |
| P326-060C | 6 | 5 | 0 | 160 | 201.94 |
| P326-080C | 8 | 2 | 0 | 159 | 244.71 |

P327 Double 1/4 Bend (3 Way Ell)

All Hub



| | | | | | |
|-----------|---------------|----|---|-----|--------|
| P327-015C | 1-1/2 | 20 | 0 | 160 | 65.76 |
| P327-020C | 2 | 25 | 0 | 160 | 114.93 |
| P327-030C | 3 | 15 | 0 | 160 | 146.92 |
| P327-040C | 4 | 6 | 0 | 160 | 160.81 |
| P327-241C | 2X1-1/2X1-1/2 | 25 | 0 | 160 | 106.18 |

P331 Vent Ell

H x H



| | | | | | |
|-----------|-------|----|---|-----|--------|
| P331-015C | 1-1/2 | 25 | 0 | 160 | 32.29 |
| P331-020C | 2 | 30 | 0 | 160 | 37.86 |
| P331-030C | 3 | 25 | 0 | 160 | 65.51 |
| P331-040C | 4 | 10 | 0 | 160 | 105.06 |
| P331-060C | 6 | 5 | 0 | 160 | 162.95 |

P333 Vent Ell, Street

H x Spig



| | | | | | |
|-----------|-------|----|---|-----|--------|
| P333-015C | 1-1/2 | 25 | 0 | 160 | 34.54 |
| P333-020C | 2 | 20 | 0 | 160 | 40.88 |
| P333-030C | 3 | 25 | 0 | 160 | 72.79 |
| P333-040C | 4 | 10 | 0 | 160 | 116.73 |

P400 Sanitary Tee

All Hub



| | | | | | |
|-----------|-------|-----|---|-----|--------|
| P400-015C | 1-1/2 | 100 | 0 | 160 | 40.48 |
| P400-020C | 2 | 35 | 0 | 160 | 48.48 |
| P400-030C | 3 | 30 | 0 | 160 | 97.04 |
| P400-040C | 4 | 5 | 0 | 160 | 145.34 |
| P400-060C | 6 | 6 | 0 | 160 | 411.80 |
| P400-080C | 8 | 2 | 0 | 159 | 675.07 |

LabWaste™ CPVC Corrosive Waste Drainage System
LabWaste™ CPVC Corrosive Waste Drainage Systems



| Part Number | Size | Std Pk | Mstr Ctn | Disc Code | Price Each |
|-------------|------|--------|----------|-----------|------------|
|-------------|------|--------|----------|-----------|------------|

P400 Sanitary Tee (continued)

All Hub

| | | | | | |
|-----------|----|---|---|-----|---------|
| P400-100C | 10 | 1 | 0 | 159 | 1514.34 |
| P400-120C | 12 | 1 | 0 | 159 | 2134.00 |

P401 Sanitary Tee, Reducing

All Hub



| | | | | | |
|-----------|---------------|----|---|-----|---------|
| P401-241C | 2X1-1/2X1-1/2 | 25 | 0 | 160 | 48.40 |
| P401-251C | 2X2X1-1/2 | 50 | 0 | 160 | 48.40 |
| P401-257C | 2X1-1/2X2 | 25 | 0 | 160 | 50.59 |
| P401-337C | 3X3X1-1/2 | 10 | 0 | 160 | 84.22 |
| P401-338C | 3X3X2 | 10 | 0 | 160 | 90.55 |
| P401-420C | 4X4X2 | 10 | 0 | 160 | 129.86 |
| P401-422C | 4X4X3 | 10 | 0 | 160 | 135.68 |
| P401-532C | 6X4 | 4 | 0 | 160 | 339.24 |
| P401-582C | 8X4 | 2 | 0 | 159 | 1149.63 |

P403 Sanitary Tee, Street

S x H x H



| | | | | | |
|-----------|-------|----|---|-----|---------|
| P403-015C | 1-1/2 | 20 | 0 | 160 | 47.62 |
| P403-020C | 2 | 25 | 0 | 160 | 57.73 |
| P403-030C | 3 | 30 | 0 | 160 | 115.23 |
| P403-040C | 4 | 10 | 0 | 160 | 173.01 |
| P403-060C | 6 | 6 | 0 | 160 | 472.74 |
| P403-080C | 8 | 2 | 0 | 159 | 772.07 |
| P403-100C | 10 | 1 | 0 | 159 | 1839.25 |
| P403-120C | 12 | 1 | 0 | 159 | 2632.60 |

P404 Sanitary Tee, Street, Reducing

S x H x H



| | | | | | |
|-----------|---------------|----|---|-----|--------|
| P404-241C | 2X1-1/2X1-1/2 | 50 | 0 | 160 | 49.35 |
| P404-251C | 2X1-1/2 | 50 | 0 | 160 | 53.36 |
| P404-337C | 3X3X1-1/2 | 10 | 0 | 160 | 94.34 |
| P404-338C | 3X3X2 | 10 | 0 | 160 | 100.62 |

P428 Double Sanitary Tee

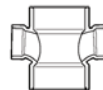
All Hub



| | | | | | |
|-----------|-------|----|---|-----|--------|
| P428-015C | 1-1/2 | 25 | 0 | 160 | 60.99 |
| P428-020C | 2 | 25 | 0 | 160 | 71.91 |
| P428-030C | 3 | 8 | 0 | 160 | 96.18 |
| P428-040C | 4 | 6 | 0 | 160 | 128.36 |

P429 Double Sanitary Tee, Reducing

All Hub



| | | | | | |
|-----------|---------------------|----|---|-----|--------|
| P429-241C | 2X1-1/2X1-1/2X1-1/2 | 25 | 0 | 160 | 80.24 |
| P429-251C | 2X2X1-1/2X1-1/2 | 25 | 0 | 160 | 80.33 |
| P429-337C | 3X3X1-1/2X1-1/2 | 6 | 0 | 160 | 124.78 |
| P429-338C | 3X3X2X2 | 10 | 0 | 160 | 135.17 |
| P429-419C | 4X4X1-1/2X1-1/2 | 7 | 0 | 160 | 133.66 |
| P429-420C | 4X4X2X2 | 7 | 0 | 160 | 135.56 |
| P429-422C | 4X4X3X3 | 8 | 0 | 160 | 149.66 |

P441 Vent Tee

All Hub

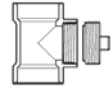


| | | | | | |
|-----------|---|----|---|-----|--------|
| P441-020C | 2 | 25 | 0 | 160 | 79.24 |
| P441-030C | 3 | 10 | 0 | 160 | 101.93 |
| P441-040C | 4 | 5 | 0 | 160 | 143.93 |
| P441-060C | 6 | 4 | 0 | 160 | 352.21 |
| P441-080C | 8 | 2 | 0 | 159 | 693.73 |

| Part Number | Size | Std Pk | Mstr Ctn | Disc Code | Price Each |
|-------------|------|--------|----------|-----------|------------|
|-------------|------|--------|----------|-----------|------------|

P444X Cleanout Tee w/Plug

H x H x Fpt



| | | | | | |
|------------|-------|----|---|-----|--------|
| P444X-015C | 1-1/2 | 20 | 0 | 160 | 48.20 |
| P444X-020C | 2 | 10 | 0 | 160 | 53.25 |
| P444X-030C | 3 | 10 | 0 | 160 | 111.65 |
| P444X-040C | 4 | 10 | 0 | 160 | 152.05 |
| P444X-060C | 6 | 2 | 0 | 160 | 410.65 |

P445 Cleanout Tee

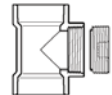
H x H x Fpt



| | | | | | |
|-----------|-------|----|---|-----|--------|
| P445-015C | 1-1/2 | 20 | 0 | 160 | 40.89 |
| P445-020C | 2 | 25 | 0 | 160 | 45.28 |
| P445-030C | 3 | 10 | 0 | 160 | 97.74 |
| P445-040C | 4 | 10 | 0 | 160 | 136.44 |
| P445-060C | 6 | 3 | 0 | 160 | 428.82 |

P445X Cleanout Tee with Counter Sunk Plug

H x H



| | | | | | |
|------------|-------|----|---|-----|--------|
| P445X-015C | 1-1/2 | 20 | 0 | 160 | 48.20 |
| P445X-020C | 2 | 10 | 0 | 160 | 53.25 |
| P445X-030C | 3 | 10 | 0 | 160 | 111.65 |
| P445X-040C | 4 | 10 | 0 | 160 | 152.05 |
| P445X-060C | 6 | 3 | 0 | 160 | 459.69 |

P448 2-WAY Cleanout

All Hub



| | | | | | |
|-----------|---|----|---|-----|--------|
| P448-030C | 3 | 12 | 0 | 160 | 165.14 |
| P448-040C | 4 | 5 | 0 | 160 | 232.61 |

P500 Double Fixture Fitting

All Hub



| | | | | | |
|-----------|---------------------|----|---|-----|--------|
| P500-020C | 2X2X2X2 | 10 | 0 | 160 | 94.08 |
| P500-030C | 3X3X3X3 | 10 | 0 | 160 | 193.97 |
| P500-241C | 2X1-1/2X1-1/2X1-1/2 | 20 | 0 | 160 | 85.08 |
| P500-251C | 2X2X1-1/2X1-1/2 | 20 | 0 | 160 | 87.29 |
| P500-338C | 3X2X3X3 | 10 | 0 | 160 | 176.53 |

P501 Combo Wye + 1/8 Bend (Long Turn Tee Wye)

All Hub



| | | | | | |
|-----------|-------|----|---|-----|--------|
| P501-015C | 1-1/2 | 50 | 0 | 160 | 53.87 |
| P501-020C | 2 | 20 | 0 | 160 | 71.88 |
| P501-030C | 3 | 10 | 0 | 160 | 114.76 |
| P501-040C | 4 | 8 | 0 | 160 | 162.99 |

P502 Combination Wye + 1/8 Bend Reducing (Long Turn Tee Wye)

All Hub



| | | | | | |
|-----------|-----------|----|---|-----|--------|
| P502-251C | 2X2X1-1/2 | 20 | 0 | 160 | 64.71 |
| P502-337C | 3X3X1-1/2 | 15 | 0 | 160 | 95.45 |
| P502-338C | 3X3X2 | 10 | 0 | 160 | 103.40 |
| P502-420C | 4X4X2 | 5 | 0 | 160 | 143.17 |
| P502-422C | 4X4X3 | 5 | 0 | 160 | 150.22 |
| P502-578C | 8X8X2 | 1 | 0 | 159 | 368.08 |

P503 Combination Wye and 1/8 Bend (Two Piece)

All Hub



| | | | | | |
|-----------|---|---|---|-----|--------|
| P503-060C | 6 | 4 | 0 | 160 | 440.54 |
| P503-080C | 8 | 1 | 0 | 159 | 810.59 |



LabWaste™ CPVC Corrosive Waste Drainage System
LabWaste™ CPVC Corrosive Waste Drainage Systems

| Part Number | Size | Std Pk | Mstr Ctn | Disc Code | Price Each |
|-------------|------|--------|----------|-----------|------------|
|-------------|------|--------|----------|-----------|------------|

P503 Combination Wye and 1/8 Bend (Two Piece)

(continued)

All Hub

| | | | | | |
|-----------|----|---|---|-----|---------|
| P503-100C | 10 | 1 | 0 | 159 | 1055.32 |
|-----------|----|---|---|-----|---------|

P504 Combination Wye and 1/8 Bend, Reducing (Two Piece)

All Hub



| | | | | | |
|-----------|---------------|---|---|-----|---------|
| P504-241C | 2X1-1/2X1-1/2 | 5 | 0 | 160 | 83.82 |
| P504-528C | 6X2 | 5 | 0 | 160 | 298.13 |
| P504-530C | 6X3 | 5 | 0 | 160 | 333.45 |
| P504-532C | 6X4 | 5 | 0 | 160 | 346.29 |
| P504-582C | 8X4 | 2 | 0 | 159 | 536.11 |
| P504-585C | 8X6 | 1 | 0 | 159 | 544.18 |
| P504-623C | 10X3 | 1 | 0 | 159 | 661.94 |
| P504-624C | 10X4 | 1 | 0 | 159 | 711.43 |
| P504-626C | 10X6 | 1 | 0 | 159 | 745.97 |
| P504-628C | 10X8 | 1 | 0 | 159 | 832.23 |
| P504-664C | 12X4 | 1 | 0 | 159 | 1572.91 |
| P504-668C | 12X8 | 1 | 0 | 159 | 1381.96 |
| P504-670C | 12X10 | 1 | 0 | 159 | 1590.82 |

P507 Double Combination Wye and 1/8 Bend

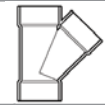
All Hub



| | | | | | |
|-----------|---------|----|---|-----|---------|
| P507-020C | 2 | 10 | 0 | 160 | 142.11 |
| P507-030C | 3 | 10 | 0 | 160 | 244.23 |
| P507-040C | 4 | 5 | 0 | 160 | 462.81 |
| P507-060C | 6 | 2 | 0 | 160 | 1047.58 |
| P507-338C | 3X3X2X2 | 10 | 0 | 160 | 204.75 |
| P507-422C | 4X4X3X3 | 5 | 0 | 160 | 256.39 |
| P507-530C | 6X6X3X3 | 2 | 0 | 160 | 543.99 |
| P507-532C | 6X6X4X4 | 1 | 0 | 160 | 620.78 |

P600 45° Wye

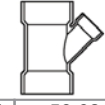
All Hub



| | | | | | |
|-----------|-------|----|---|-----|---------|
| P600-015C | 1-1/2 | 50 | 0 | 160 | 41.26 |
| P600-020C | 2 | 25 | 0 | 160 | 57.88 |
| P600-030C | 3 | 25 | 0 | 160 | 103.16 |
| P600-040C | 4 | 8 | 0 | 160 | 150.37 |
| P600-060C | 6 | 4 | 0 | 160 | 381.74 |
| P600-080C | 8 | 1 | 0 | 159 | 415.51 |
| P600-100C | 10 | 1 | 0 | 159 | 654.03 |
| P600-120C | 12 | 1 | 0 | 159 | 1434.67 |

P601 45° Wye, Reducing

All Hub



| | | | | | |
|------------------------|---------------|----|---|-----|---------|
| P601-241C | 2X1-1/2X1-1/2 | 25 | 0 | 160 | 58.62 |
| P601-251C | 2X2X1-1/2 | 25 | 0 | 160 | 57.88 |
| P601-337C | 3X3X1-1/2 | 15 | 0 | 160 | 88.82 |
| P601-338C | 3X3X2 | 12 | 0 | 160 | 96.17 |
| P601-419C | 4X4X1-1/2 | 10 | 0 | 160 | 130.59 |
| P601-420C | 4X4X2 | 10 | 0 | 160 | 138.41 |
| P601-422C | 4X4X3 | 10 | 0 | 160 | 144.34 |
| P601-528C ¹ | 6X6X2 | 5 | 0 | 160 | 282.14 |
| P601-530C | 6X6X3 | 6 | 0 | 160 | 245.22 |
| P601-532C | 6X6X4 | 5 | 0 | 160 | 247.89 |
| P601-580C | 8X8X3 | 2 | 0 | 159 | 282.18 |
| P601-582C | 8X8X4 | 1 | 0 | 159 | 288.77 |
| P601-585C | 8X8X6 | 1 | 0 | 159 | 321.38 |
| P601-624C ¹ | 10X10X4 | 1 | 0 | 159 | 709.37 |
| P601-626C | 10X10X6 | 1 | 0 | 159 | 570.92 |
| P601-628C | 10X10X8 | 1 | 0 | 159 | 593.76 |
| P601-661C ¹ | 12X12X2 | 1 | 0 | 159 | 1740.49 |

| Part Number | Size | Std Pk | Mstr Ctn | Disc Code | Price Each |
|-------------|------|--------|----------|-----------|------------|
|-------------|------|--------|----------|-----------|------------|

P601 45° Wye, Reducing (continued)

All Hub

| | | | | | |
|------------------------|---------|---|---|-----|---------|
| P601-663C ¹ | 12X12X3 | 1 | 0 | 159 | 1755.57 |
| P601-664C ¹ | 12X12X4 | 1 | 0 | 159 | 1759.68 |
| P601-666C ¹ | 12X12X6 | 1 | 0 | 159 | 1765.59 |
| P601-668C ¹ | 12X12X8 | 1 | 0 | 159 | 1874.68 |
| P601-670C ¹ | 12X10 | 1 | 0 | 159 | 1827.94 |

¹Sized with Bushing

P611 Double Wye

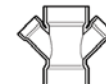
All Hub



| | | | | | |
|-----------|-------|----|---|-----|--------|
| P611-015C | 1-1/2 | 40 | 0 | 160 | 77.43 |
| P611-020C | 2 | 20 | 0 | 160 | 81.85 |
| P611-030C | 3 | 15 | 0 | 160 | 147.96 |
| P611-040C | 4 | 5 | 0 | 160 | 337.53 |
| P611-060C | 6 | 2 | 0 | 160 | 586.97 |

P612 Double Wye, Reducing

All Hub



| | | | | | |
|-----------|---------------------|----|---|-----|--------|
| P612-241C | 2X1-1/2X1-1/2X1-1/2 | 10 | 0 | 160 | 120.64 |
| P612-251C | 2X2X1-1/2X1-1/2 | 10 | 0 | 160 | 122.81 |
| P612-337C | 3X3X1-1/2X1-1/2 | 10 | 0 | 160 | 136.92 |
| P612-338C | 3X3X2X2 | 15 | 0 | 160 | 151.13 |
| P612-420C | 4X4X2X2 | 5 | 0 | 160 | 292.67 |
| P612-422C | 4X4X3X3 | 5 | 0 | 160 | 299.00 |
| P612-532C | 6X6X4X4 | 5 | 0 | 160 | 505.99 |

P335 Trap Elbow (for use with Traps only)

H x S



| | | | | | |
|-----------|---|----|---|-----|--------|
| P335-030C | 3 | 30 | 0 | 160 | 81.58 |
| P335-040C | 4 | 25 | 0 | 160 | 189.40 |

P700 Return Bend

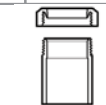
H x H



| | | | | | |
|-----------|-------|----|---|-----|--------|
| P700-015C | 1-1/2 | 20 | 0 | 160 | 54.00 |
| P700-020C | 2 | 35 | 0 | 160 | 75.42 |
| P700-030C | 3 | 8 | 0 | 160 | 112.20 |
| P700-040C | 4 | 6 | 0 | 160 | 213.74 |
| P700-060C | 6 | 2 | 0 | 160 | 309.94 |
| P700-080C | 8 | 1 | 0 | 159 | 419.34 |

P704P Tail Piece Adapter

Spig x Slip w/Plastic Nut



| | | | | | |
|------------|-------|----|---|-----|-------|
| P704P-015C | 1-1/2 | 25 | 0 | 160 | 21.17 |
|------------|-------|----|---|-----|-------|

P705 S-Trap

H x H



| | | | | | |
|-----------|-------|----|---|-----|--------|
| P705-015C | 1-1/2 | 25 | 0 | 160 | 84.72 |
| P705-020C | 2 | 25 | 0 | 160 | 118.22 |
| P705-030C | 3 | 10 | 0 | 160 | 215.37 |
| P705-040C | 4 | 5 | 0 | 160 | 389.69 |

P705R Running Trap

H x H



| | | | | | |
|------------|-------|----|---|-----|--------|
| P705R-015C | 1-1/2 | 25 | 0 | 160 | 84.72 |
| P705R-020C | 2 | 25 | 0 | 160 | 118.22 |
| P705R-030C | 3 | 10 | 0 | 160 | 215.37 |
| P705R-040C | 4 | 5 | 0 | 160 | 389.27 |

LabWaste™ CPVC Corrosive Waste Drainage System
LabWaste™ CPVC Corrosive Waste Drainage Systems



| Part Number | Size | Std Pk | Mstr Ctn | Disc Code | Price Each |
|-------------|------|--------|----------|-----------|------------|
|-------------|------|--------|----------|-----------|------------|

P706X P-Trap
H x H



| | | | | | |
|------------|-------|----|---|-----|---------|
| P706X-015C | 1-1/2 | 25 | 0 | 160 | 63.53 |
| P706X-020C | 2 | 20 | 0 | 160 | 88.66 |
| P706X-030C | 3 | 10 | 0 | 160 | 160.93 |
| P706X-040C | 4 | 4 | 0 | 160 | 286.06 |
| P706X-060C | 6 | 2 | 0 | 160 | 849.08 |
| P706X-080C | 8 | 1 | 0 | 159 | 1003.98 |
| P706X-100C | 10 | 1 | 0 | 159 | 1599.89 |
| P706X-120C | 12 | 2 | 0 | 159 | 1797.72 |

P707X P-Trap w/Cleanout
H x H



| | | | | | |
|------------|-------|----|---|-----|-------|
| P707X-015C | 1-1/2 | 10 | 0 | 160 | 71.09 |
|------------|-------|----|---|-----|-------|

P708P P-Trap w/Plastic Nut (Union Connection)
H x H



| | | | | | |
|------------|-------|----|---|-----|-------|
| P708P-015C | 1-1/2 | 25 | 0 | 160 | 55.32 |
| P708P-020C | 2 | 25 | 0 | 160 | 95.82 |

P711P L.A Pattern P-Trap w/Plastic Nut (Union Connection w/Slip Joint) Slip x H w/Plastic Nut



| | | | | | |
|------------|-------|----|---|-----|--------|
| P711P-015C | 1-1/2 | 25 | 0 | 160 | 120.93 |
|------------|-------|----|---|-----|--------|

P712 Jar Trap
Spig x H



| | | | | | |
|-----------|-------|---|---|-----|--------|
| P712-015C | 1-1/2 | 1 | 0 | 169 | 109.33 |
|-----------|-------|---|---|-----|--------|

P712P Jar Trap w/Tail Piece Adapter
Slip x H



| | | | | | |
|------------|-------|---|---|-----|--------|
| P712P-015C | 1-1/2 | 1 | 0 | 169 | 130.49 |
|------------|-------|---|---|-----|--------|

P720 Drum Trap
H x H



| | | | | | |
|-----------|-------|---|---|-----|--------|
| P720-015C | 1-1/2 | 4 | 0 | 160 | 265.62 |
| P720-020C | 2 | 4 | 0 | 160 | 420.74 |
| P720-030C | 3 | 4 | 0 | 160 | 582.91 |
| P720-040C | 4 | 4 | 0 | 160 | 668.98 |

854 Flange, Van Stone Style
Soc



| | | | | | |
|----------|-------|----|---|-----|---------|
| 854-015C | 1-1/2 | 20 | 0 | 090 | 40.95 |
| 854-020C | 2 | 10 | 0 | 090 | 49.59 |
| 854-030C | 3 | 10 | 0 | 090 | 107.56 |
| 854-040C | 4 | 5 | 0 | 090 | 145.25 |
| 854-060C | 6 | 5 | 0 | 090 | 247.51 |
| 854-080C | 8 | 2 | 0 | 090 | 744.72 |
| 854-100C | 10 | 2 | 0 | 091 | 1792.81 |
| 854-120C | 12 | 2 | 0 | 091 | 2690.18 |
| 854-140C | 14 | 1 | 0 | 091 | 3031.38 |
| 854-160C | 16 | 1 | 0 | 091 | 3789.24 |

Waste Assembly Sink Outlet



| | | | | | |
|--------|-------|----|---|-----|-------|
| LWWA-1 | 1-1/2 | 10 | 0 | 169 | 96.48 |
|--------|-------|----|---|-----|-------|

| Part Number | Size | Std Pk | Mstr Ctn | Disc Code | Price Each |
|-------------|------|--------|----------|-----------|------------|
|-------------|------|--------|----------|-----------|------------|

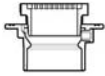
LabWaste™ Air Admittance Valve Spigot



Maximum 6 DFU (Drainage Fixture Units)

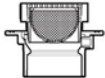
| | | | | | |
|----------|-------|---|---|-----|-------|
| AAV-015C | 1-1/2 | 1 | 0 | 286 | 58.32 |
|----------|-------|---|---|-----|-------|

LW1500 Floor Drain with CPVC Adjustable Top w/5" Round Grate



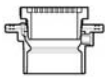
| | | | | | |
|-------------|---------|---|---|-----|--------|
| LW1500-015C | 1-1/2X5 | 4 | 0 | 169 | 389.75 |
| LW1500-020C | 2X5 | 4 | 0 | 169 | 389.75 |
| LW1500-030C | 3X5 | 4 | 0 | 169 | 389.75 |
| LW1500-040C | 4X5 | 4 | 0 | 169 | 389.75 |

LW1520 Floor Drain with CPVC Adjustable Top w/5" Round Grate & Strainer



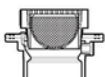
| | | | | | |
|-------------|---------|---|---|-----|--------|
| LW1520-015C | 1-1/2X5 | 3 | 0 | 169 | 445.64 |
| LW1520-020C | 2X5 | 3 | 0 | 169 | 445.64 |
| LW1520-030C | 3X5 | 3 | 0 | 169 | 445.64 |
| LW1520-040C | 4X5 | 3 | 0 | 169 | 445.64 |

LW150M Floor Drain with CPVC Adjustable Top w/5" Round Grate & Membrane Collar



| | | | | | |
|-------------|---------|---|---|-----|--------|
| LW150M-015C | 1-1/2X5 | 4 | 0 | 169 | 432.41 |
| LW150M-020C | 2X5 | 4 | 0 | 169 | 432.41 |
| LW150M-030C | 3X5 | 4 | 0 | 169 | 432.41 |
| LW150M-040C | 4X5 | 4 | 0 | 169 | 432.41 |

LW152M Floor Drain with CPVC Adjustable Top w/5" Round Grate, Strainer & Membrane Collar



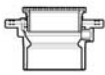
| | | | | | |
|-------------|---------|---|---|-----|--------|
| LW152M-015C | 1-1/2X5 | 4 | 0 | 169 | 486.81 |
| LW152M-020C | 2X5 | 4 | 0 | 169 | 486.81 |
| LW152M-030C | 3X5 | 4 | 0 | 169 | 486.81 |
| LW152M-040C | 4X5 | 4 | 0 | 169 | 486.81 |

Floor Drain with Stainless Steel Adjustable Top w/Round Grate



| | | | | | |
|-------------|---------|---|---|-----|--------|
| LW1500-015S | 1-1/2X5 | 4 | 0 | 169 | 411.80 |
| LW1600-015S | 1-1/2X6 | 4 | 0 | 169 | 430.93 |
| LW1700-015S | 1-1/2X7 | 4 | 0 | 169 | 458.88 |
| LW1800-015S | 1-1/2X8 | 4 | 0 | 169 | 598.59 |
| LW1500-020S | 2X5 | 4 | 0 | 169 | 411.80 |
| LW1600-020S | 2X6 | 4 | 0 | 169 | 430.93 |
| LW1700-020S | 2X7 | 4 | 0 | 169 | 458.88 |
| LW1800-020S | 2X8 | 4 | 0 | 169 | 598.59 |
| LW1500-030S | 3X5 | 4 | 0 | 169 | 411.80 |
| LW1600-030S | 3X6 | 4 | 0 | 169 | 430.93 |
| LW1700-030S | 3X7 | 2 | 0 | 169 | 458.88 |
| LW1800-030S | 3X8 | 4 | 0 | 169 | 598.59 |
| LW1500-040S | 4X5 | 4 | 0 | 169 | 411.80 |
| LW1600-040S | 4X6 | 4 | 0 | 169 | 430.93 |
| LW1700-040S | 4X7 | 4 | 0 | 169 | 458.88 |
| LW1800-040S | 4X8 | 4 | 0 | 169 | 598.59 |

Floor Drain with Stainless Steel Adjustable Top w/Round Grate & Membrane Collar



| | | | | | |
|-------------|---------|---|---|-----|--------|
| LW150M-015S | 1-1/2X5 | 4 | 0 | 169 | 454.45 |
| LW160M-015S | 1-1/2X6 | 4 | 0 | 169 | 473.57 |
| LW170M-015S | 1-1/2X7 | 4 | 0 | 169 | 501.53 |



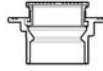
LabWaste™ CPVC Corrosive Waste Drainage System
LabWaste™ CPVC Corrosive Waste Drainage Systems

| Part Number | Size | Std Pk | Mstr Ctn | Disc Code | Price Each |
|-------------|------|--------|----------|-----------|------------|
|-------------|------|--------|----------|-----------|------------|

Floor Drain with Stainless Steel Adjustable Top w/Round Grate & Membrane Collar (continued)

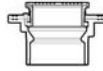
| | | | | | |
|-------------|---------|---|---|-----|--------|
| LW180M-015S | 1-1/2X8 | 4 | 0 | 169 | 641.24 |
| LW150M-020S | 2X5 | 1 | 5 | 169 | 454.45 |
| LW160M-020S | 2X6 | 4 | 0 | 169 | 473.57 |
| LW170M-020S | 2X7 | 4 | 0 | 169 | 501.53 |
| LW180M-020S | 2X8 | 4 | 0 | 169 | 641.24 |
| LW150M-030S | 3X5 | 4 | 0 | 169 | 454.45 |
| LW160M-030S | 3X6 | 4 | 0 | 169 | 473.57 |
| LW170M-030S | 3X7 | 4 | 0 | 169 | 501.53 |
| LW180M-030S | 3X8 | 2 | 0 | 169 | 641.24 |
| LW150M-040S | 4X5 | 4 | 0 | 169 | 454.45 |
| LW160M-040S | 4X6 | 4 | 0 | 169 | 473.57 |
| LW170M-040S | 4X7 | 4 | 0 | 169 | 501.53 |
| LW180M-040S | 4X8 | 4 | 0 | 169 | 641.24 |

LW1510 Floor Cleanout w/Stainless Steel Adjustable Round Top & Solid Access Cover



| | | | | | |
|-------------|---------|---|---|-----|--------|
| LW1510-015S | 1-1/2X5 | 4 | 0 | 169 | 441.22 |
| LW1510-020S | 2X5 | 6 | 0 | 169 | 441.22 |
| LW1510-030S | 3X5 | 4 | 0 | 169 | 441.22 |
| LW1510-040S | 4X5 | 4 | 0 | 169 | 441.22 |

LW151M Floor Cleanout w/Stainless Steel Adjustable Round Top, Solid Access Cover & Membrane Collar



| | | | | | |
|-------------|---------|---|---|-----|--------|
| LW151M-015S | 1-1/2X5 | 4 | 0 | 169 | 470.65 |
| LW151M-020S | 2X5 | 4 | 0 | 169 | 470.65 |
| LW151M-030S | 3X5 | 4 | 0 | 169 | 470.65 |
| LW151M-040S | 4X5 | 4 | 0 | 169 | 470.65 |

LWTP CPVC Tail Piece
May be cut to desired length



| | | | | | |
|-------------|----------|----|---|-----|-------|
| LWTP-015060 | 1-1/2X6 | 10 | 0 | 169 | 40.32 |
| LWTP-015120 | 1-1/2X12 | 20 | 0 | 169 | 60.48 |
| LWTP-015140 | 1-1/2X14 | 20 | 0 | 169 | 74.95 |

LWTPN CPVC Tail Piece with Nut
May be cut to desired length



| | | | | | |
|--------------|----------|----|---|-----|-------|
| LWTPN-015060 | 1-1/2X6 | 10 | 0 | 169 | 50.88 |
| LWTPN-015120 | 1-1/2X12 | 20 | 0 | 169 | 71.04 |
| LWTPN-015140 | 1-1/2X14 | 20 | 0 | 169 | 81.38 |

LabWaste™ CPVC Pipe
10' Lengths, Price Per Foot



List Price Per Foot, may be cut to desired length

| | | | | | |
|--------|-------|----|---|-----|--------|
| LW-015 | 1-1/2 | 10 | 0 | 161 | 7.26 |
| LW-020 | 2 | 10 | 0 | 161 | 9.82 |
| LW-030 | 3 | 10 | 0 | 161 | 17.76 |
| LW-040 | 4 | 10 | 0 | 161 | 25.21 |
| LW-060 | 6 | 10 | 0 | 161 | 45.51 |
| LW-080 | 8 | 10 | 0 | 157 | 87.92 |
| LW-100 | 10 | 10 | 0 | 157 | 142.35 |
| LW-120 | 12 | 10 | 0 | 157 | 188.06 |
| LW-140 | 14 | 10 | 0 | 158 | 229.34 |
| LW-160 | 16 | 10 | 0 | 158 | 299.31 |

20' length available upon request

| Part Number | Size | Std Pk | Mstr Ctn | Disc Code | Price Each |
|-------------|------|--------|----------|-----------|------------|
|-------------|------|--------|----------|-----------|------------|

LW-5 LabWaste™ One-Step CPVC Cement



| | | | | | |
|---------|----------|----|---|-----|---------|
| LW5-020 | Pint | 12 | 0 | 704 | 45.51 |
| LW5-030 | Quart | 12 | 0 | 704 | 60.67 |
| LW5-040 | Gallon | 6 | 0 | 704 | 246.82 |
| LW5-050 | 5 Gallon | 1 | 0 | 704 | 1234.15 |

AVERAGE NUMBER OF JOINTS Per Quart of Solvent Cement

| PIPE DIAMETER | NUMBER OF JOINTS |
|---------------|------------------|
| 1/2" | 300 |
| 3/4" | 200 |
| 1" | 125 |
| 1-1/2" | 90 |
| 2" | 60 |
| 3" | 40 |
| 4" | 30 |
| 6" | 10 |
| 8" | 5 |
| 10" | 2-3 |
| 12" | 1-2 |

These figures are based on laboratory tests. Due to many field variations, these should be used as a general guide only.

Empty Cans



| | | | | | |
|----------|--------|----|---|-----|-------|
| MT-654* | Pint | 12 | 0 | 710 | 7.40 |
| MT-651* | Quart | 12 | 0 | 710 | 8.36 |
| MT-653** | Quart | 12 | 0 | 710 | 8.36 |
| MT-647 | Gallon | 6 | 0 | 710 | 19.65 |
| MT-648 | Gallon | 6 | 0 | 710 | 24.58 |

MT-647, MT-651 & MT-654 have 1-3/4" Screw Neck
 MT-648 has 2-7/8" Screw Neck
 MT-653 is Paint-Type Can

Brush

For Pint and Quart Cans



| | | | | | |
|--------|---------------|----|---|-----|------|
| KD-110 | 4-1/2" Length | 25 | 0 | 710 | 9.59 |
| KD-112 | 5-1/2" length | 25 | 0 | 710 | 9.59 |

1" Brush w/1-3/4" Screw Cap, for pipe size 3/4" - 2"

Cap Swab



| | | | | | |
|------|-----------|----|---|-----|-------|
| 5020 | 4" Length | 24 | 0 | 710 | 14.89 |
|------|-----------|----|---|-----|-------|

Fits 1-3/4" Neck Quart Cans (MT-651). 4" length for pipe size 3" to 8"

Large Mouth Can Swab



| | | | | | |
|------|-----------|----|---|-----|-------|
| 4020 | 4" Length | 24 | 0 | 710 | 21.96 |
|------|-----------|----|---|-----|-------|

Fits 2-7/8" Neck Gallon Can MT-648

Swab with Heavy Handle



| | | | | | |
|------|-----------|----|---|-----|-------|
| 4520 | 4" length | 12 | 0 | 710 | 18.59 |
|------|-----------|----|---|-----|-------|

For Pipe Sizes 6" & Larger

Roller



| | | | | | |
|------|-----------|----|---|-----|-------|
| 3020 | 3" length | 20 | 0 | 710 | 16.03 |
|------|-----------|----|---|-----|-------|

Fits Paint Type Quart Can (MT-653). For use with pipe sizes 3" to 6"

LabWaste™ CPVC Corrosive Waste Drainage System
LabWaste™ CPVC Corrosive Waste Drainage Systems



| Part Number | Size | Std Pk | Mstr Ctn | Disc Code | Price Each |
|-------------|------|--------|----------|-----------|------------|
|-------------|------|--------|----------|-----------|------------|

Large Roller



| | | | | | |
|-----------------------------------|------------------|----|---|-----|-------|
| 7020 | 7" length | 20 | 0 | 710 | 19.97 |
| Fits 2-78" Neck Gallon Can MT-648 | | | | | |

Roller with Heavy Handle



Replaceable Cover

| | | | | | |
|----------------------------|------------------|----|---|-----|-------|
| 5520 | 4" length | 12 | 0 | 710 | 15.17 |
| 6520 | 6" length | 12 | 0 | 710 | 18.59 |
| For Pipe Sizes 6" & Larger | | | | | |

Cap Dauber



| | | | | | |
|--------------------|-------------------------|----|---|-----|------|
| DP-75 | 3/4" for Pint | 50 | 0 | 710 | 1.31 |
| DP-125 | 1-1/4" for Pint | 50 | 0 | 710 | 1.58 |
| DQ-125 | 1-1/4" for Quart | 50 | 0 | 710 | 1.58 |
| DP Fits Pint Cans | | | | | |
| DQ Fits Quart Cans | | | | | |

Can-Mate Dauber



| | | | | | |
|--|---------------|----|---|-----|------|
| CM-75 | 3/4" | 50 | 0 | 710 | 5.26 |
| CM-150 | 1-1/4" | 50 | 0 | 710 | 5.26 |
| 3/4" Diameter for pipe size to 1-1/2" | | | | | |
| 1-1/4" Diameter for pipe size 1-1/2" to 3" | | | | | |