

PVC & CPVC  
Schedule 80 Fittings,  
Unions, Tank Adapters,  
Expansion Joints  
& Saddles



# TECHNICAL INFORMATION WEIGHTS & DIMENSIONS



Visit our web site  
[www.spearsmfg.com](http://www.spearsmfg.com)



## PVC & CPVC SCHEDULE 80 FITTINGS, UNIONS, TANK ADAPTERS, EXPANSION JOINTS & SADDLES

# PVC Performance Engineered & Tested



SPEARS® Schedule 80 PVC product designs combine years of proven experience with computer generated stress analysis to yield the optimum physical structure and performance for each fitting. Material reinforcement is uniformly placed in stress concentration areas for substantially improved pressure handling capability. Resulting products are subjected to numerous verification tests to assure obtaining the very best PVC fittings available.

### 1/4" Through 12" Availability

Spears® comprehensive line of PVC injection molded fittings and extruded pipe offers a variety of configurations in sizes 1/4" through 12". Schedule 80 fittings are manufactured to ASTM D 2467 and pipe is produced to ASTM D 1785. Spears® exclusive CL150 Flanges are produced in sizes 1/2" - 18" with ANSI B16.5 bolt patterns, plus numerous Unions, Saddles, Transition and Specialty fittings in a variety of sizes.

### Exceptional Chemical & Corrosion Resistance

Unlike metal, PVC fittings and pipe never rust, scale, or pit, and will provide many years of maintenance-free service and extended system life.

### High Temperature Ratings

PVC thermoplastic can handle fluids at service temperatures up to 140°F (60°C), allowing a wide range of process applications, including corrosive fluids.

### Lower Installation Costs

Substantially lower material costs than steel alloys or lined steel, combined with lighter weight and ease of installation, can reduce installation costs by as much as 60% over conventional metal systems.

### Higher Flow Capacity

Smooth interior walls result in lower pressure loss and higher volume than conventional metal fittings.

### Additional Fabricated Configurations through 36"

Extra large, hard-to-find, and custom configurations are fabricated from NSF® Certified pipe. Fittings are engineered and tested to provide full pressure handling capabilities according to Spears® specifications.

### Advanced Design Specialty Fittings

Spears® wide range of innovative, improved products include numerous metal-to-plastic transition fittings and unions with Spears® patented special reinforced (SR) plastic threads.

### PVC Valves

SPEARS® PVC Valve products are available for total system compatibility and uniformity.

### 1/8" Through 24" Industrial Pipe Availability

Spears® premium quality Industrial CPVC pipe is offered in Schedule 80 sizes 1/8" through 24". Schedule 40 CPVC pipe is also available.

### PVC Sample Engineering Specifications

All PVC Schedule 80 pipe and fittings shall be produced by Spears® Manufacturing Company from PVC Type I, cell classification 12454, conforming to ASTM Standard D 1784. All PVC injection molded Schedule 80 fittings and extruded pipe shall be Certified for potable water service by NSF International. All Schedule 80 fittings shall be manufactured in strict compliance to ASTM D 2467 and Schedule 80 pipe shall be manufactured in strict compliance to ASTM D 1785. All fabricated fittings shall be produced in accordance with Spears® General Specifications for Fabricated Fittings. All PVC flanges shall be designed and manufactured to meet CL150 bolt pattern per ANSI Standard B16.5 and rated for a maximum internal pressure of 150 psi, non-shock at 73°F.

## CPVC Performance Engineered and Tested



SPEARS® Schedule 80 CPVC pipe and fitting designs combine years of proven experience with computer generated stress analysis to yield the optimum physical structure and performance for each fitting. Material reinforcement is uniformly placed in stress concentration areas for substantially improved pressure handling capability. Resulting products are subjected to numerous verification tests to assure the very best CPVC piping products available.

### **1/4" Through 24" Availability**

Spears® comprehensive line of CPVC fittings offers a variety of configurations in Schedule 80 sizes 1/4" through 24".

### **Exceptional Chemical & Corrosion Resistance**

Unlike metal, CPVC fittings never rust, scale or pit, and will provide many years of maintenance-free service and extended system life.

### **Higher Temperature Ratings**

High Temperature CPVC Thermoplastics can handle fluids at service temperatures up to 200°F, allowing a wide range of process applications, including hot corrosive liquids.

### **Higher Flow Capacity**

Smooth interior walls result in lower pressure loss and higher volume than conventional metal fittings.

### **Lower Installation Costs**

Substantially lower material costs than steel alloys or lined steel, combined with lighter weight and ease of installation, can reduce installation costs by as much as 60% over conventional metal systems.

### **SPEARS® Schedule 80 14" Through 24" Fittings & Flanges**

Schedule 80 CPVC 14" through 24" fittings are a special engineered product by Spears® Manufacturing Company, where no applicable ASTM specifications exist. Available in a variety of injection molded and fabricated configurations including Flanges, Couplings, Elbows, Bushings and Tees, plus custom fabrication to virtually any configuration.

### **1/8" Through 24" Industrial Pipe Availability**

Spears® premium quality Industrial CPVC pipe is offered in Schedule 80 sizes 1/8" through 24". Schedule 40 CPVC pipe is also available.

### **American Bureau of Shipping (ABS) Type Approval**

Spears® Schedule 40 and Schedule 80 CPVC pipe and fittings are ABS Type Approved for marine and offshore applications in nominal pipe sizes through 12". Type Approval details and restrictions are specified in ABS Certificate # 10-HS539421-1-PDA available on the ABS website at [www.eagle.org](http://www.eagle.org).

### **CPVC Sample Engineering Specifications**

All CPVC Schedule 80 fittings shall be produced by Spears® Manufacturing Company from CPVC materials, cell classification 23447 conforming to ASTM Standard D 1784. All injection molded fittings through 12" shall be manufactured in compliance to ASTM F 439 and all pipe through 16" shall be manufactured in compliance to ASTM F 441. Pipe and fittings shall be Certified by NSF International for use with potable water service. All 14" through 24" and fabricated fittings shall be produced in accordance with Spears® Specifications. All CPVC flanges shall be designed and manufactured to meet CL150 bolt pattern per ANSI Standard B16.5.



## PVC & CPVC SCHEDULE 80 FITTINGS, UNIONS, TANK ADAPTERS, EXPANSION JOINTS & SADDLES

The information contained in this publication is based on current information and Product design at the time of publication and is subject to change without notification. Our ongoing commitment to product improvement may result in some variation. No representations, guarantees or warranties of any kind are made as to its accuracy, suitability for particular applications or results to be obtained therefrom. For verification of technical data or additional information not contained herein, please contact Spears® Technical Services Department [West Coast: (818) 364-1611 — East Coast: (678) 985-1263].

### General Information

#### Recommendations For Installers And Users

Plastic piping systems should be **ENGINEERED, INSTALLED** and **OPERATED** in accordance with **ESTABLISHED DESIGN AND ENGINEERING STANDARDS AND PROCEDURES** for plastic piping systems. Suitability for the intended service application should be determined by the installer and/or user prior to installation of a plastic piping system. **PRIOR TO ASSEMBLY, all piping system components should be inspected for damage or irregularities. Mating components should be checked to assure that tolerances and engagements are compatible. Do not use any components that appear irregular or do not fit properly. Contact the appropriate manufacturer of the component product in question to determine usability. Consult all applicable codes and regulations for compliance prior to installation.**

**Solvent Weld Connections** — Use quality solvent cements and primers formulated for the intended service application, pipe size and type of joint. While the pipe and fitting materials may be compatible with the intended medium, the solvent cement may not be. Consult the manufacturers for suitability of use. Read and follow the cement and primer manufacturers' applications and cure time instructions thoroughly. Be sure to use the correct size applicator.

**Threaded Connections** — Use a quality grade thread sealant. **WARNING: SOME PIPE JOINT COMPOUNDS OR PTFE PASTES MAY CONTAIN SUBSTANCES THAT COULD CAUSE STRESS CRACKING TO PLASTIC.** Spears® Manufacturing company recommends the use of Spears® **BLUE 75™** Thread Sealant which has been tested for compatibility with Spears® products. Please follow the sealant manufacturers' application/installation instructions. Choice of an appropriate thread sealant other than those listed above is at the discretion of the installer. 1 to 2 turns beyond **FINGER TIGHT** is generally all that is required to make a sound plastic threaded connection. Unnecessary **OVERTIGHTENING** will cause **DAMAGE TO BOTH PIPE AND FITTING.**

### Standards and Specifications

Molded Schedule 80 PVC products are manufactured to ASTM D 2467 for use with pipe manufactured to ASTM D 1785. Molded Schedule 80 CPVC products are manufactured to ASTM F 439 for use with pipe manufactured to ASTM F 441. Certain products carry reduced pressure handling capability and have maximum internal pressure ratings at 73°F noted.

Fabricated Schedule 80 PVC pressure fittings (part numbers ending with "F") are manufactured to Spears® specifications for use with pipe manufactured to ASTM D 1785. Schedule 80 CPVC fabricated fittings for use with pipe manufactured to ASTM F 441. See publication FAB-7, General Specifications for Standard Fabricated Fittings for additional information.

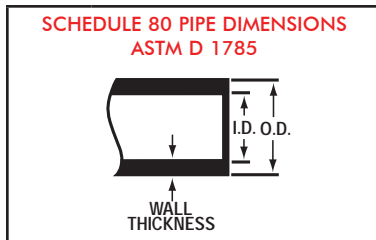
All specified Schedule 80 PVC and CPVC products are manufactured from materials certified by NSF® for use in potable water service.

"Lead Free" low lead certification – unless otherwise specified, all Spears® Schedule 80 fittings specified here-in are certified by NSF International to ANSI/NSF® Standard 61, Annex G and is in compliance with California's Health & Safety Code Section 116825 (commonly known as AB1953) and Vermont Act 193. Weighted average lead content  $\leq 0.25\%$ . Spears® PVC and CPVC Pipe, Fittings and Valves have always been lead-free and Certified by NSF International for use in potable water systems. Spears® offers a wide range of lead-free specialty fittings and transition adapters for plumbing applications. However, certain brass threaded adapter fittings for applications that are not intended to convey water for human consumption through drinking or cooking are still produced and available.

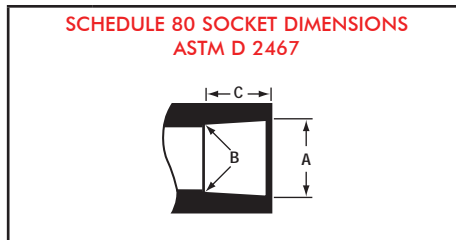
# PVC & CPVC SCHEDULE 80 FITTINGS, UNIONS, TANK ADAPTERS, EXPANSION JOINTS & SADDLES



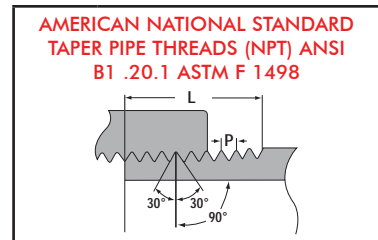
## ASTM STANDARD DIMENSIONS



Nominal Pipe Size In.	Mean Outside Diameter In.	O. D. Tolerance In.	Minimum Wall Thickness In.
1/8	0.405	± 0.004	0.095
1/4	0.540	± 0.004	0.119
3/8	0.675	± 0.004	0.126
1/2	0.840	± 0.004	0.147
3/4	1.050	± 0.004	0.154
1	1.315	± 0.005	0.179
1-1/4	1.660	± 0.005	0.191
1-1/2	1.900	± 0.006	0.200
2	2.375	± 0.006	0.218
2-1/2	2.875	± 0.007	0.276
3	3.500	± 0.008	0.300
4	4.500	± 0.009	0.337
5	5.563	± 0.010	0.375
6	6.625	± 0.011	0.432
8	8.625	± 0.015	0.500
10	10.750	± 0.015	0.593
12	12.750	± 0.015	0.687



Nominal Size In.	Diameter			Socket Length Minimum C
	Entrance A	Bottom B	Tolerance A	
1/8	0.417	0.401	± 0.004	0.500
1/4	0.552	0.536	± 0.004	0.625
3/8	0.687	0.671	± 0.004	0.750
1/2	0.848	0.836	± 0.004	0.875
3/4	1.058	1.046	± 0.004	1.000
1	1.325	1.310	± 0.005	1.125
1-1/4	1.670	1.655	± 0.005	1.250
1-1/2	1.912	1.894	± 0.006	1.375
2	2.387	2.369	± 0.006	1.500
2-1/2	2.889	2.868	± 0.007	1.750
3	3.516	3.492	± 0.008	1.875
4	4.518	4.491	± 0.009	2.250
5	5.583	5.553	± 0.010	2.625
6	6.647	6.614	± 0.011	3.000
8	8.655	8.610	± 0.015	4.000
10	10.780	10.735	± 0.015	5.000
12	12.780	12.735	± 0.015	6.000



Nominal Size In.	Threads Per Inch	Effective Thread Length L	Pitch Of Thread P
1/8	27	0.2639	0.03704
1/4	18	0.4018	0.05556
3/8	18	0.4078	0.05556
1/2	14	0.5337	0.07143
3/4	14	0.5457	0.07143
1	11-1/2	0.6828	0.08696
1-1/4	11-1/2	0.7068	0.08696
1-1/2	11-1/2	0.7235	0.08696
2	11-1/2	0.7565	0.08696
2-1/2	8	1.1375	0.12500
3	8	1.2000	0.12500
4	8	1.3000	0.12500
5	8	1.4063	0.12500
6	8	1.5125	0.12500
8	8	1.7125	0.12500

## STANDARD COMPARISONS

SPEARS® IPS-to-Metric transition unions are listed by nominal size. The chart below compares nominal and actual\* pipe O.D. for each size according to the designated standard.

JIS K6741 (mm)		DIN 8062 (mm)		ASTM D1785 (in.)		NPT—ANSI B1.20.1** Tapered Thread		BSP—BS21, DIN 2999, ISO 7/1 Thread	
Nominal	Actual*	O.D.	Actual*	Nominal	Actual*	Designation	Threads/in.	Designation	Threads/25.4mm
16	22	15	20	1/2	.840	1/2	14	1/2	14
20	26	20	25	3/4	1.050	3/4	14	3/4	14
25	32	25	32	1	1.315	1	11.5	1	11
30	38	38	40	1-1/4	1.660	1-1/4	11.5	1-1/4	11
40	48	40	50	1-1/2	1.900	1-1/2	11.5	1-1/2	11
50	60	50	63	2	2.375	2	11.5	2	11
75	89	80	90	3	3.500	3	8	3	11
100	114	100	110	4	4.500	4	8	4	11

\*Specified dimension, certain tolerances apply

\*\*NPT and BSP have different thread angles and not compatible.

NOT FOR DISTRIBUTION OF COMPRESSED AIR OR GAS  
Progressive Products from Spears® Innovation and Technology



# PVC & CPVC SCHEDULE 80 FITTINGS, UNIONS, TANK ADAPTERS, EXPANSION JOINTS & SADDLES

## Injection Molded Dimensions References:

- G** = (LAYING LENGTH) intersection of center lines to bottom of socket/thread; 90° elbows, tees, crosses; ± 1/32 inch.
- H** = Intersection of center lines to face of fitting; 90° elbow tees, crosses; ± 1/32 inch.
- J** = Intersection of center lines to bottom of socket/thread; 45° elbows; ± 1/32 inch

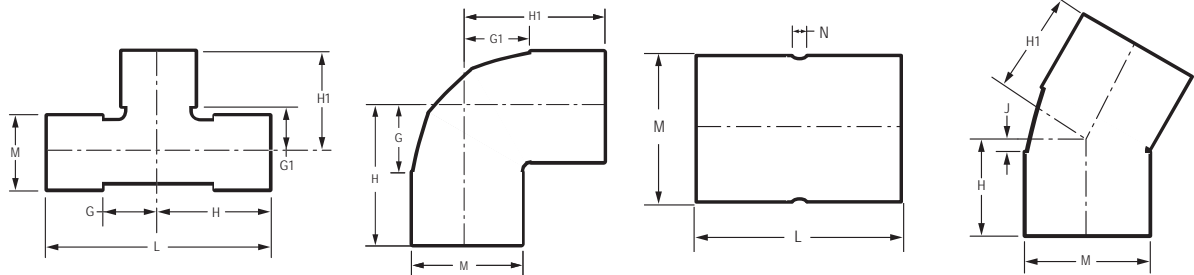
- L** = Overall length of fittings; ± 1/16 inch.
- H** = Outside diameter of socket/thread hub; ± 1/16 inch.
- N** = Socket bottom to socket bottom; couplings; ± 1/16 inch
- W** = Height of cap; ± 1/16 inch.

## Fabricated Dimension References:

- G** = (LAYING LENGTH) intersection of center lines to bottom of socket/thread; 90° elbows, tees, crosses ± 1/4 inch; 14" & larger ± 1/2 inch.
- H** = Intersection of center lines to face of fitting; 90° elbows ± 1/4 inch, 14" & larger ± 3/4 inch; wyes ± 1/2 inch; tees, crosses ± 1/4 inch; 14" & larger ± 1/2 inch.
- J** = Intersection of center lines to bottom of socket/thread; 45° elbows; ± 1/4 inch; 14" & larger ± 1/2 inch.

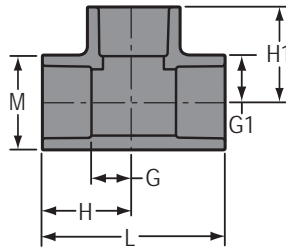
- L** = Overall length of fittings; ± 1/2 inch; 14" & larger ± 1 inch; wyes ± 1 inch.
- M** = Outside diameter of socket/thread hub; ± 1/4 inch.
- N** = Socket bottom to socket bottom; couplings; ± 1/2
- W** = Height of cap; ± 1/4 inch.

## Typical Fabricated Dimension References



## TEE

Socket x Socket x Socket



Part Number		Size	G	G1	H	H1	L	M	Approx. Wt. (Lbs.)	
PVC	CPVC								PVC	CPVC
801-002	801-002C	1/4	5/16	5/16	31/32	31/32	1-15/16	27/32	.04	.04
801-003	801-003C	3/8	15/32	15/32	1-1/4	1-1/4	2-1/2	31/32	.06	.06
801-005	801-005C	1/2	17/32	17/32	1-15/32	1-15/32	2-15/16	1-3/16	.11	.11
801-007	801-007C	3/4	21/32	21/32	1-11/16	1-11/16	3-13/32	1-13/32	.16	.18
801-010	---	1	7/8	7/8	2	2	4	1-3/4	.27	---
---	801-010C	1	27/32	27/32	2	2	3-31/32	1-23/32	---	.29
801-012	801-012C	1-1/4	1-1/32	1-1/32	2-9/32	2-9/32	4-19/32	2-3/32	.39	.40
801-015	801-015C	1-1/2	1-3/16	1-3/16	2-9/32	2-9/32	5-1/8	2-3/8	.52	.57
801-020	801-020C	2	1-11/32	1-11/32	2-15/16	2-15/16	5-27/32	2-7/8	.80	.85
801-025	---	2-1/2	1-3/4	1-3/4	3-1/2	3-1/2	7-1/32	3-15/32	1.46	---
---	801-025C	2-1/2	1-23/32	1-23/32	3-1/2	3-1/2	7	3-15/32	---	1.62
801-030	801-030C	3	2-3/32	2-3/32	3-31/32	3-31/32	7-15/16	4-3/16	2.16	2.43
801-040	801-040C	4	2-1/2	2-1/2	4-3/4	4-3/4	9-1/2	5-1/4	3.52	3.72

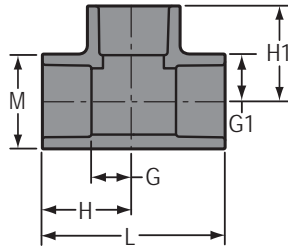
# PVC & CPVC SCHEDULE 80 FITTINGS, UNIONS, TANK ADAPTERS, EXPANSION JOINTS & SADDLES



## TEE

(continued)

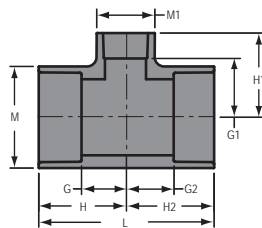
Socket x Socket x Socket



Part Number		Size	G	G1	H	H1	L	M	Approx. Wt. (Lbs.)	
PVC	CPVC								PVC	CPVC
801-050	801-050C	5	3-1/8	3-1/8	5-25/32	5-25/32	11-5/8	6-13/32	6.03	6.47
801-050F	801-050CF	5	5-1/2	5-1/2	8-1/2	8-1/2	17	6-5/16	13.26	18.38
801-060	---	6	3-25/32	3-25/32	6-13/16	6-13/16	13-5/8	7-5/8	10.78	---
---	801-060C	6	4-1/32	4-1/32	7-3/32	7-3/32	14-5/32	7-19/32	---	12.19
801-080	801-080C	8	4-13/16	4-13/16	8-7/8	8-7/8	17-3/4	9-23/32	21.21	21.53
801-080F	801-080CF	8	7-5/8	7-5/8	11-7/8	11-7/8	23-3/4	9-5/8	22.84	30.91
801-100	801-100C	10	5-3/4	5-3/4	10-13/16	10-13/16	21-5/8	11-19/32	37.89	40.50
801-100F	801-100CF	10	9	9	14-1/4	14-1/4	28-1/2	11-15/16	39.82	51.41
801-120	801-120C	12	6-15/16	6-15/16	12-15/16	12-15/16	25-7/8	14-1/4	54.45	62.00
801-120F	801-120CF	12	11-1/4	11-1/4	17-1/2	17-1/2	35	14-1/8	67.13	83.37
801-140F	801-140CF	14	12-1/4	12-1/4	19-1/4	19-1/4	38-1/2	15-1/2	103.37	108.34
801-160F	801-160CF	16	13	13	21	21	42	17-11/16	144.87	144.86
801-180F	801-180CF	18	13-3/4	13-3/4	22-3/4	22-3/4	45-1/2	19-7/8	182.75	198.00
801-200F	801-200CF	20	16-3/8	16-3/8	26-3/8	26-3/8	52-3/4	22-1/16	284.24	249.75
801-240F	801-240CF	24	20-1/4	20-1/4	32-1/4	32-1/4	64-1/2	26-7/16	335.00	460.00

## REDUCING TEE

Socket x Socket x Socket



Part Number		Size	G	G1	G2	H	H1	H2	L	M	M1	Approx. Wt. (Lbs.)	
PVC	CPVC											PVC	CPVC
801-101	801-101C	3/4x3/4x1/2	19/32	23/32	19/32	1-19/32	1-19/32	1-19/32	3-3/16	1-13/32	1-3/16	.14	.15
801-130	801-130C	1x1x1/2	19/32	7/8	19/32	1-23/32	1-3/4	1-23/32	3-7/16	1-3/4	1-3/16	.20	.21
801-131	801-131C	1x1x3/4	11/16	27/32	11/16	1-27/32	1-27/32	1-27/32	3-21/32	1-3/4	1-13/32	.23	.24
801-157	---	1-1/4x1x3/4	11/16	1-1/16	5/8	1-15/16	2-1/16	1-7/8	3-13/16	2-1/8	1-7/16	.30	---
801-158	801-158C	1-1/4x1x1	13/32	15/16	13/32	2-1/8	1-31/32	1-15/16	4	2-1/16	1-11/16	.33	.34
801-159	801-159C	1-1/4x1x1-1/4	15/16	1-1/32	7/8	2-3/16	2-5/32	2-1/8	4-5/16	2-1/16	2-1/16	.39	.41
801-166 <sup>1</sup>	801-166C <sup>1</sup>	1-1/4x1-1/4x1/2	7/8	1-13/32	7/8	2-3/32	2-3/8	2-3/32	4-7/32	2-1/8	1-3/4	.42	.43
801-167	801-167C	1-1/4x1-1/4x3/4	5/8	31/32	5/8	1-15/16	1-31/32	1-15/16	3-7/8	2-1/8	1-13/32	.28	.30
801-168	801-168C	1-1/4x1-1/4x1	27/32	1-1/32	27/32	2-3/32	2-5/32	2-3/32	4-7/32	2-3/32	1-3/4	.34	.36

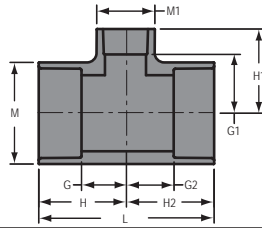
<sup>1</sup> Outlet sized with bushing



# PVC & CPVC SCHEDULE 80 FITTINGS, UNIONS, TANK ADAPTERS, EXPANSION JOINTS & SADDLES

## REDUCING TEE (continued)

Socket x Socket x Socket



Part Number		Size	G	G1	G2	H	H1	H2	L	M	M1	Approx. Wt. (Lbs.)	
PVC	CPVC											PVC	CPVC
801-202	801-202C	1-1/2x1-1/4x1	7/8	1-7/32	7/8	2-1/4	2-11/32	2-1/4	4-1/2	2-7/16	1-13/16	.40	.42
801-209	801-209C	1-1/2x1-1/2x1/2	9/16	1-1/16	9/16	1-31/32	1-15/16	1-31/32	3-15/16	2-3/8	1-3/16	.32	.36
801-210	801-210C	1-1/2x1-1/2x3/4	11/16	1-1/32	11/16	2-1/16	2-1/32	2-1/16	4-5/32	2-11/32	1-13/32	.37	.38
801-211	801-211C	1-1/2x1-1/2x1	27/32	1-5/32	27/32	2-15/32	2-5/16	2-15/32	4-15/16	2-11/32	1-3/4	.42	.49
801-212	801-212C	1-1/2x1-1/2x1-1/4	1-3/16	1-3/16	1-3/16	2-9/16	2-7/16	2-9/16	5-1/8	2-3/8	2-1/8	.54	.57
801-247	801-247C	2x2x1/2	9/16	1-13/32	9/16	2-3/32	2-9/32	2-3/32	4-3/16	2-7/8	1-5/32	.44	.46
801-248	801-248C	2x2x3/4	11/16	1-7/16	11/16	2-3/16	2-7/16	2-3/16	4-3/8	2-27/32	1-13/32	.50	.52
801-249	801-249C	2x2x1	27/32	1-7/16	27/32	2-3/8	2-9/16	2-3/8	4-3/4	2-7/8	1-3/4	.58	.59
801-250	801-250C	2x2x1-1/4	31/32	1-11/32	31/32	2-17/32	2-19/32	2-17/32	5-3/32	2-7/8	2-1/8	.60	.64
801-251	801-251C	2x2x1-1/2	1-5/32	1-13/32	1-5/32	2-11/16	2-13/16	2-11/16	5-3/8	2-15/16	2-15/32	.77	.80
801-287	801-287C	2-1/2x2-1/2x1/2	19/32	1-19/32	19/32	2-3/8	2-15/32	2-3/8	4-23/32	3-1/2	1-3/16	.78	.78
801-288	801-288C	2-1/2x2-1/2x3/4	21/32	1-1/2	21/32	2-7/16	2-17/32	2-7/16	4-27/32	3-17/32	1-13/32	.83	.83
801-289	801-289C	2-1/2x2-1/2x1	27/32	1-3/4	27/32	2-21/32	2-7/8	2-21/32	5-5/16	3-9/16	1-13/16	.99	1.04
801-290	801-290C	2-1/2x2-1/2x1-1/4	1-3/32	1-3/4	1-3/32	2-27/32	3	2-27/32	5-5/8	3-9/16	2-5/32	1.11	1.16
801-291	801-291C	2-1/2x2-1/2x1-1/2	1-3/16	1-3/4	1-3/16	2-31/32	3-1/8	2-31/32	5-15/16	3-7/8	2-13/32	1.21	1.24
801-292	801-292C	2-1/2x2-1/2x2	1-13/32	1-5/8	1-13/32	3-3/16	3-1/8	3-3/16	6-11/32	3-1/2	2-7/8	1.27	1.35
801-333 <sup>1</sup>	801-333C <sup>1</sup>	3x3x1/2	1-7/16	2-7/8	1-7/16	3-5/16	3-3/4	3-5/16	6-5/8	4-3/16	2-7/8	1.94	2.07
801-334 <sup>1</sup>	801-334C <sup>1</sup>	3x3x3/4	1-7/16	2-11/16	1-7/16	3-5/16	3-11/16	3-5/16	6-5/8	4-3/16	2-7/8	1.92	2.05
801-335	801-335C	3x3x1	7/8	1-15/16	7/8	2-3/4	3-1/16	2-3/4	5-15/32	4-3/16	1-23/32	1.21	1.27
801-336 <sup>1</sup>	801-336C <sup>1</sup>	3x3x1-1/4	1-5/8	1-15/16	1-5/8	3-5/16	3-5/8	3-5/16	6-5/8	4-3/16	2-7/8	1.89	1.97
801-337	801-337C	3x3x1-1/2	1-5/32	2-1/16	1-5/32	3-1/16	3-7/16	3-1/16	6-3/32	4-3/16	2-3/8	1.44	1.45
801-338	801-338C	3x3x2	1-7/16	1-13/16	1-7/16	3-5/16	3-5/16	3-5/16	6-5/8	4-7/32	2-7/8	1.65	1.69
801-339	801-339C	3x3x2-1/2	1-3/4	1-31/32	1-3/4	3-5/8	3-11/16	3-5/8	7-1/4	4-3/16	3-17/32	1.88	2.11
801-415 <sup>1</sup>	801-415C <sup>1</sup>	4x4x1/2	1-7/16	3-17/32	1-7/16	3-11/16	4-13/32	3-11/16	7-11/32	5-1/4	2-7/8	2.62	2.72
801-417 <sup>1</sup>	801-417C <sup>1</sup>	4x4x1	1-15/32	3-9/32	1-15/32	3-11/16	4-3/8	3-11/16	7-3/8	5-7/32	2-7/8	2.55	2.87
801-418 <sup>1</sup>	801-418C <sup>1</sup>	4x4x1-1/4	1-7/16	2-29/32	1-7/16	3-11/16	4-3/16	3-11/16	7-11/32	5-1/4	2-7/8	2.09	2.63
801-419	801-419C	4x4x1-1/2	1-1/8	2-9/16	1-1/8	3-3/8	3-15/16	3-3/8	6-3/4	5-1/4	2-3/8	2.09	2.17
801-420	801-420C	4x4x2	1-7/16	2-1/2	1-7/16	3-11/16	4	3-11/16	7-3/8	5-1/4	2-7/8	2.35	2.42
801-421 <sup>1</sup>	801-421C <sup>1</sup>	4x4x2-1/2	2-1/16	2-11/16	2-1/16	4-5/16	4-3/4	4-5/16	8-5/8	5-1/4	4-1/8	3.48	3.68
801-422	801-422C	4x4x3	2-1/8	2-23/32	2-1/8	4-3/8	4-19/32	4-3/8	8-25/32	5-1/4	4-3/16	3.11	3.17
801-482F	---	5x5x1-1/4	4	4-11/16	4	7	6-3/16	7	14	6-5/16	2-1/16	5.99	---
801-484 <sup>1</sup>	---	5x5x1-1/2	3-5/32	5-17/32	3-5/32	5-13/16	6-29/32	5-13/16	11-5/8	6-13/32	6-13/32	8.86	---
801-484F	---	5x5x1-1/2	4-1/8	5	4-1/8	7-1/8	6-1/2	7-1/8	14-1/4	6-5/16	2-5/16	9.10	---
801-486 <sup>1</sup>	801-486C <sup>1</sup>	5x5x2	3-5/32	5-3/32	3-5/32	5-13/16	6-19/32	5-13/16	11-19/32	6-13/32	6-13/32	8.39	8.85
801-486F	801-486CF	5x5x2	4-5/16	4-3/4	4-5/16	7-5/16	6-1/2	7-5/16	14-5/8	6-5/16	2-13/16	6.87	10.83
801-487 <sup>1</sup>	---	5x5x2-1/2	3-5/32	4-23/32	3-5/32	5-13/16	6-15/32	5-13/16	11-5/8	6-13/32	6-13/32	8.28	---
801-488 <sup>1</sup>	801-488C <sup>1</sup>	5x5x3	3-5/32	4-5/8	3-5/32	5-13/16	6-1/2	5-13/16	11-19/32	6-13/32	6-13/32	8.21	8.61
801-490 <sup>1</sup>	801-490C <sup>1</sup>	5x5x4	3-5/32	3-29/32	3-5/32	5-13/16	6-5/32	5-13/16	11-5/8	6-13/32	6-13/32	7.40	7.75

<sup>1</sup> Outlet sized with bushing

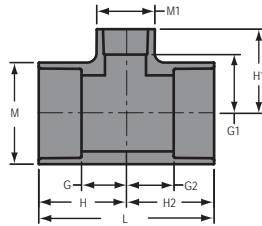


# PVC & CPVC SCHEDULE 80 FITTINGS, UNIONS, TANK ADAPTERS, EXPANSION JOINTS & SADDLES



## REDUCING TEE (continued)

Socket x Socket x Socket



Part Number		Size	G	G1	G2	H	H1	H2	L	M	M1	Approx. Wt. (Lbs.)	
PVC	CPVC											PVC	CPVC
801-523 <sup>1</sup>	---	6x6x1/2	1-7/16	4-13/16	1-7/16	4-7/16	5-11/16	4-7/16	8-7/8	7-19/32	2-7/8	.54	---
801-524 <sup>1</sup>	801-524C <sup>1</sup>	6x6x3/4	1	4	1	3-7/8	5	3-7/8	7-3/4	7-9/16	1-3/4	4.39	4.48
801-525	801-525C	6x6x1	27/32	3-23/32	27/32	3-7/8	4-27/32	3-7/8	7-3/4	7-9/16	1-3/4	4.34	4.43
801-526 <sup>1</sup>	801-526C <sup>1</sup>	6x6x1-1/4	1-7/16	4-3/16	1-7/16	4-7/16	5-15/32	4-7/16	8-7/8	7-19/32	2-7/8	5.23	5.46
801-527 <sup>1</sup>	801-527C	6x6x1-1/2	1-7/16	4-3/32	1-7/16	4-7/16	5-1/2	4-7/16	8-7/8	7-19/32	2-7/8	5.25	7.16
801-528	801-528C	6x6x2	1-7/16	3-23/32	1-7/16	4-7/16	5-1/4	4-7/16	8-7/8	7-19/32	2-7/8	5.11	5.29
801-529 <sup>1</sup>	801-529C <sup>1</sup>	6x6x2-1/2	2-1/16	3-13/16	2-1/16	5-1/16	5-7/8	5-1/16	10-1/8	7-9/16	4-1/4	6.80	8.99
801-530	---	6x6x3	2-1/16	3-3/4	2-1/16	5-1/16	5-5/8	5-1/16	10-5/32	7-9/16	4-7/32	6.37	---
---	801-530C <sup>1</sup>	6x6x3	2-5/8	4-3/4	2-5/8	5-5/8	6-1/2	5-5/8	11-1/4	7-9/16	5-1/4	---	9.16
801-530F	801-530CF	6x6x3	4-3/4	5-3/4	4-3/4	8	8	8	16	7-1/2	4-1/8	12.33	11.74
801-532	---	6x6x4	2-11/16	3-23/32	2-11/16	5-11/16	5-31/32	5-11/16	11-13/32	7-19/32	5-1/4	7.69	---
---	801-532C	6x6x4	2-11/16	3-13/16	2-11/16	5-11/16	6-3/32	5-11/16	11-3/8	7-19/32	5-1/4	---	8.21
801-533F	801-533CF	6x6x5	5-3/4	6-1/2	5-3/4	9	9-1/2	9	18	7-1/2	6-5/16	10.35	11.90
801-575 <sup>1</sup>	801-575C <sup>1</sup>	8x8x1	3-25/32	7-25/32	3-25/32	7-25/32	8-13/16	7-25/32	15-9/16	9-5/8	7-1/2	17.85	18.76
801-578 <sup>1</sup>	801-578C <sup>1</sup>	8x8x2	3-13/16	6-5/8	3-13/16	7-13/16	8-1/8	7-13/16	15-5/8	9-11/16	7-9/16	17.56	18.19
801-578F	801-578CF	8x8x2	4-11/16	6-1/8	4-11/16	8-15/16	7-7/8	8-15/16	17-7/8	9-5/8	2-13/16	12.89	14.76
801-579F	801-579CF	8x8x2-1/2	4-7/8	6-15/16	4-7/8	9-1/8	8-5/16	9-1/8	18-1/4	9-5/8	3-7/16	17.97	14.85
801-580 <sup>1</sup>	801-580C <sup>1</sup>	8x8x3	3-23/32	6-1/2	3-23/32	7-3/4	8-3/8	7-3/4	15-1/2	9-11/16	7-1/2	17.03	18.44
801-580F	801-580CF	8x8x3	5-3/16	6-11/16	5-3/16	9-7/16	8-15/16	9-7/16	18-7/8	9-5/8	4-1/8	17.42	20.04
801-582 <sup>1</sup>	801-582C <sup>1</sup>	8x8x4	4-1/16	6-15/32	4-1/16	7-15/16	8-23/32	7-15/16	15-7/8	9-23/32	7-9/16	18.40	18.60
801-582F	801-582CF	8x8x4	5-3/4	7-11/16	5-3/4	10	9-15/16	10	20	9-5/8	5-3/16	15.77	17.51
801-585	---	8x8x6	3-27/32	4-13/16	3-27/32	7-29/32	7-27/32	7-29/32	15-27/32	9-23/32	7-9/16	15.52	---
---	801-585C	8x8x6	3-7/8	4-15/16	3-7/8	7-29/32	7-31/32	7-29/32	15-25/32	9-11/16	7-17/32	---	16.17
801-621F	801-621CF	10x10x2	4-3/8	7-1/8	4-3/8	9-5/8	8-7/8	9-5/8	19-1/4	11-15/16	2-13/16	21.56	27.33
801-622F	801-622CF	10x10x2-1/2	5-1/4	7-5/16	5-1/4	10-1/2	9-5/16	10-1/2	21	11-15/16	3-7/16	20.44	22.50
801-623 <sup>1</sup>	801-623C <sup>1</sup>	10x10x3	3-25/32	7-17/32	3-25/32	9-3/8	9-3/8	9-3/8	18-25/32	12-1/16	7-9/16	26.67	28.69
801-623F	801-623CF	10x10x3	4-7/8	7-11/16	4-7/8	10-1/8	9-15/16	10-1/8	20-1/4	11-15/16	4-1/8	20.67	24.27
801-624	801-624C	10x10x4	3-7/8	7-3/16	3-7/8	9-3/8	9-1/2	9-3/8	18-3/4	12-1/16	7-9/16	26.36	28.54
801-624F	801-624CF	10x10x4	5-3/8	8-11/16	5-3/8	10-5/8	10-15/16	10-5/8	21-1/4	11-15/16	5-3/16	23.04	26.65
801-626	801-626C	10x10x6	3-7/8	5-27/32	3-7/8	9-3/8	8-27/32	9-3/8	18-3/4	12-1/16	7-9/16	23.50	25.50
801-626F	801-626CF	10x10x6	5-7/8	9-1/16	5-7/8	11-1/8	12-5/16	11-1/8	22-1/4	11-15/16	7-1/2	34.74	29.89
801-628 <sup>1</sup>	801-628C <sup>1</sup>	10x10x8	5-15/16	7-3/4	5-15/16	11-7/16	11-3/4	11-7/16	22-7/8	12-1/16	12-1/16	43.06	48.52
801-628F	801-628CF	10x10x8	8-1/4	9-15/16	8-1/4	13-1/2	14-3/16	13-1/2	27	11-15/16	9-5/8	34.59	38.11
801-661F	801-661CF	12x12x2	4-3/4	8	4-3/4	11	9-3/4	11	22	14-1/8	2-13/16	29.04	36.76
801-662F	---	12x12x2-1/2	5-7/16	8-3/16	5-7/16	11-11/16	10-3/16	11-11/16	23-3/8	14-1/8	3-7/16	37.84	---
801-663F	801-663CF	12x12x3	5-1/4	8-9/16	5-1/4	11-1/2	10-13/16	11-1/2	23	14-1/8	4-1/8	32.26	34.63
801-664 <sup>1</sup>	801-664C <sup>1</sup>	12x12x4	4-11/32	10-1/8	4-11/32	10-15/16	12-3/8	10-15/16	21-7/8	14-1/4	9-23/32	32.86	38.17
801-664F	801-664CF	12x12x4	5-3/4	9-9/16	5-3/4	12	11-13/16	12	24	14-1/8	5-3/16	32.86	38.17
801-665F	---	12x12x5	7-1/8	9-5/16	7-1/8	13-3/8	12-5/16	13-3/8	26-3/4	14-1/8	6-5/16	47.29	---
801-666F	801-666CF	12x12x6	7-1/4	9-15/16	7-1/4	13-1/4	13-3/16	13-1/4	26-1/2	14-1/8	7-1/2	45.37	55.70
801-668	801-668C	12x12x8	4-27/32	7-1/2	4-27/32	11-13/32	11-1/8	11-13/32	22-13/16	14-1/4	9-23/32	40.00	42.00
801-668F	801-668CF	12x12x8	8	10-13/16	8	14-1/4	15-1/16	14-1/4	28-1/2	14-1/8	9-5/8	57.91	66.12
801-670F	801-670CF	12x12x10	9-5/8	10-13/16	9-5/8	15-7/8	16-1/16	15-7/8	31-3/4	14-1/8	11-15/16	67.18	70.97
801-691F	801-691CF	14x14x2	5-3/16	8-9/16	5-3/16	12-3/16	10-5/16	12-3/16	24-3/8	15-1/2	2-13/16	38.66	44.73

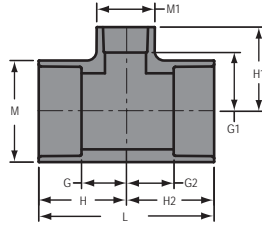
<sup>1</sup> Outlet sized with bushing



# PVC & CPVC SCHEDULE 80 FITTINGS, UNIONS, TANK ADAPTERS, EXPANSION JOINTS & SADDLES

## REDUCING TEE (continued)

Socket x Socket x Socket



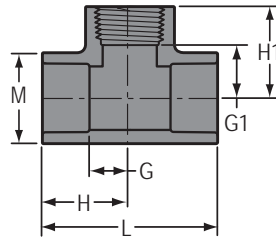
Part Number		Size	G	G1	G2	H	H1	H2	L	M	M1	Approx. Wt. (Lbs.)	
PVC	CPVC											PVC	CPVC
801-692F	801-692CF	14x14x2-1/2	5-7/16	8-3/4	5-7/16	12-7/16	10-3/4	12-7/16	24-7/8	15-1/2	3-7/16	44.34	45.01
801-693F	801-693CF	14x14x3	5-3/4	9-1/8	5-3/4	12-3/4	11-3/8	12-3/4	25-1/2	15-1/2	4-1/8	40.35	56.80
801-694F	801-694CF	14x14x4	6-1/2	10-1/8	6-1/2	13-1/2	12-3/8	13-1/2	27	15-1/2	5-3/16	41.85	50.00
801-696F	801-696CF	14x14x6	8-1/4	10-1/2	8-1/4	15-1/4	13-3/4	15-1/4	30-1/2	15-1/2	7-1/2	63.15	63.15
801-698F	801-698CF	14x14x8	9-1/4	11-3/8	9-1/4	16-1/4	15-5/8	16-1/4	32-1/2	15-1/2	9-5/8	74.74	68.17
801-700F	801-700CF	14x14x10	10-1/8	11-3/8	10-1/8	17-1/8	16-5/8	17-1/8	34-1/4	15-1/2	11-15/16	79.05	89.80
801-702F	801-702CF	14x14x12	11	11-3/8	11	18	17-5/8	18	36	15-1/2	14-1/8	93.81	93.81
801-751F	801-751CF	16x16x2	5-7/8	9-1/2	5-7/8	13-7/8	11-1/4	13-7/8	27-3/4	17-11/16	2-13/16	62.38	71.71
801-752F	801-752CF	16x16x2-1/2	6	9-11/16	6	14	11-11/16	14	28	17-11/16	3-7/16	55.65	64.80
801-753F	801-753CF	16x16x3	6-5/16	10-1/16	6-5/16	14-5/16	12-5/16	14-5/16	28-5/8	17-11/16	4-1/8	56.70	67.39
801-754F	801-754CF	16x16x4	6-1/8	11-1/16	6-1/8	14-1/8	13-5/16	14-1/8	28-1/4	17-11/16	5-3/16	60.66	70.21
801-756F	801-756CF	16x16x6	8-5/8	11-7/16	8-5/8	16-5/8	14-11/16	16-5/8	33-1/4	17-11/16	7-1/2	85.07	90.09
801-758F	801-758CF	16x16x8	9-5/8	12-5/16	9-5/8	17-5/8	16-9/16	17-5/8	35-1/4	17-11/16	9-5/8	94.91	98.00
801-760F	801-760CF	16x16x10	10-5/8	12-5/16	10-5/8	18-5/8	17-9/16	18-5/8	37-1/4	17-11/16	11-15/16	103.85	119.71
801-762F	801-762CF	16x16x12	11-5/8	12-5/16	11-5/8	19-5/8	18-9/16	19-5/8	39-1/4	17-11/16	14-1/8	116.70	116.70
801-764F	801-764CF	16x16x14	12-3/4	12-11/16	12-3/4	20-3/4	19-11/16	20-3/4	41-1/2	17-11/16	15-1/2	129.51	129.51
801-784F	801-784CF	18x18x4	6-7/8	11-15/16	6-7/8	15-7/8	14-3/16	15-7/8	31-3/4	19-7/8	5-3/16	91.52	99.22
801-786F	801-786CF	18x18x6	8-1/2	12-5/16	8-1/2	17-1/2	15-9/16	17-1/2	35	19-7/8	7-1/2	115.09	117.69
801-788F	801-788CF	18x18x8	9-1/2	13-3/16	9-1/2	18-1/2	17-7/16	18-1/2	37	19-7/8	9-5/8	118.85	127.49
801-790F	801-790CF	18x18x10	10-1/2	13-3/16	10-1/2	19-1/2	18-7/16	19-1/2	39	19-7/8	11-15/16	128.48	138.59
801-792F	801-792CF	18x18x12	11-1/2	13-3/16	11-1/2	20-1/2	19-7/16	20-1/2	41	19-7/8	14-1/8	151.17	150.34
801-794F	801-794CF	18x18x14	12-3/4	13-9/16	12-3/4	21-3/4	20-9/16	21-3/4	43-1/2	19-11/16	15-1/2	151.23	165.78
801-796F	801-796CF	18x18x16	13-1/2	14-3/16	13-1/2	22-1/2	22-3/16	22-1/2	45	19-11/16	17-11/16	140.86	172.46
801-814F	801-814CF	20x20x4	7-11/16	12-7/8	7-11/16	17-11/16	15-1/8	17-11/16	35-3/8	22-1/16	5-3/16	114.37	116.55
801-816F	801-816CF	20x20x6	8-7/8	13-1/4	8-7/8	18-7/8	16-1/2	18-7/8	37-3/4	22-1/16	7-1/2	130.08	147.44
801-818F	801-818CF	20x20x8	9-7/8	14-1/8	9-7/8	19-7/8	18-3/8	19-7/8	39-3/4	22-1/16	9-5/8	137.63	151.48
801-820F	801-820CF	20x20x10	10-7/8	14-1/8	10-7/8	20-7/8	19-3/8	20-7/8	41-3/4	22-1/16	11-15/16	123.96	163.28
801-822F	801-822CF	20x20x12	11-7/8	14-1/8	11-7/8	21-7/8	20-3/8	21-7/8	43-3/4	22-1/16	14-1/8	164.33	176.50
801-824F	801-824CF	20x20x14	12-7/8	14-1/2	12-7/8	22-7/8	21-1/2	22-7/8	45-3/4	22-1/16	15-1/2	176.28	190.95
801-826F	801-826CF	20x20x16	14	15-1/8	14	24	23-1/8	24	48	22-1/16	17-11/16	191.64	210.27
801-828F	801-828CF	20x20x18	15	15	15	25	24	25	50	22-1/16	19-7/8	215.72	226.80
801-904F	801-904CF	24x24x4	9	14-11/16	9	21	16-15/16	21	42	26-7/16	5-3/16	191.09	195.97
801-906F	801-906CF	24x24x6	9-1/4	15-1/16	9-1/4	21-1/4	18-5/16	21-1/4	42-1/2	26-7/16	7-1/2	207.79	202.94
801-908F	801-908CF	24x24x8	10-1/4	15-15/16	10-1/4	22-1/4	20-3/16	22-1/4	44-1/2	26-7/16	9-5/8	215.05	236.29
801-910F	801-910CF	24x24x10	11-1/4	15-15/16	11-1/4	23-1/4	21-3/16	23-1/4	46-1/2	26-7/16	11-15/16	248.46	255.95
801-912F	801-912CF	24x24x12	12-1/4	15-15/16	12-1/4	24-1/4	22-3/16	24-1/4	48-1/2	26-7/16	14-1/8	290.75	295.00
801-914F	801-914CF	24x24x14	13-1/4	16-5/16	13-1/4	25-1/4	23-5/16	25-1/4	50-1/2	26-1/16	15-1/2	279.60	282.42
801-916F	801-916CF	24x24x16	14-3/4	16-15/16	14-3/4	26-3/4	24-15/16	26-3/4	53-1/2	26-7/16	17-11/16	297.80	306.44
801-918F	801-918CF	24x24x18	15-3/4	16-13/16	15-3/4	27-3/4	25-13/16	27-3/4	55-1/2	26-7/16	19-7/8	303.81	246.78
801-920F	801-920CF	24x24x20	16-3/4	18-3/16	16-3/4	28-3/4	28-3/16	28-3/4	57-1/2	26-7/16	22-1/16	341.61	351.60

# PVC & CPVC SCHEDULE 80 FITTINGS, UNIONS, TANK ADAPTERS, EXPANSION JOINTS & SADDLES



## TEE

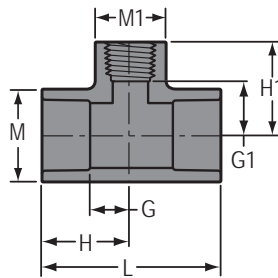
Socket x Socket x Fipt



Part Number		Size	G	G1	H	H1	L	M	Approx. Wt. (Lbs.)	
PVC	CPVC								PVC	CPVC
802-002	802-002C	1/4	5/16	3/8	5/16	15/16	1-29/32	27/32	.05	.05
802-005	802-005C	1/2	19/32	21/32	1-15/32	1-11/32	2-15/16	1-3/16	.14	.12
802-007	802-007C	3/4	5/8	5/8	1-19/32	1-13/32	3-3/16	1-13/32	.14	.15
802-010	802-010C	1	11/16	3/4	1-13/16	1-5/8	3-13/16	1-13/16	.23	.24
802-012	802-012C	1-1/4	13/16	1-1/16	2-3/32	1-15/16	4-5/32	2-3/32	.34	.37
802-015	802-015C	1-1/2	29/32	1-1/4	2-11/32	2-5/32	4-11/16	2-3/8	.49	.51
802-020	802-020C	2	1-9/32	1-15/32	2-13/16	2-13/32	5-21/32	2-7/8	.77	.80
802-030	802-030C	3	1-31/32	2-1/8	3-3/4	3-17/32	7-15/32	4-5/16	2.31	2.38
802-040	802-040C	4	2-11/32	2-21/32	4-5/8	4-5/32	9-7/32	5-9/32	3.37	3.44
802-060F	---	6	3-13/16	8-1/4	6-13/16	9-3/4	13-5/8	7-9/16	14.19	---
---	802-060CF	6	4	8-9/16	7-1/16	10	14-1/8	7-9/16	---	15.09
802-080F	802-080CF	8	4-13/16	10-13/16	8-13/16	12-9/16	17-11/16	9-11/16	25.92	27.08

## REDUCING TEE

Socket x Socket x Fipt



Part Number		Size	G	G1	H	H1	L	M	M1	Approx. Wt. (Lbs.)	
PVC	CPVC									PVC	CPVC
802-101	802-101C	3/4x3/4x1/2	19/32	25/32	1-19/32	1-7/16	3-7/32	1-13/32	1-3/16	.14	.15
802-130	802-130C	1x1x1/2	7/16	29/32	1-9/16	1-5/8	3-1/8	1-23/32	1-7/16	.18	.19
802-131	802-131C	1x1x3/4	21/32	13/16	1-13/16	1-17/32	3-5/8	1-23/32	1-3/8	.21	.22
802-166	802-166C	1-1/4x1-1/4x1/2	7/16	1-3/32	1-11/16	1-27/32	3-13/32	2-3/32	1-3/16	.25	.27
802-167 <sup>1</sup>	802-167C <sup>1</sup>	1-1/4x1-1/4x3/4	7/8	1-23/32	2-1/8	2-7/16	4-7/32	2-3/32	1-3/4	.40	.42
802-168	802-168C	1-1/4x1-1/4x1	27/32	1-1/32	2-3/32	1-29/32	4-7/32	2-3/32	1-11/16	.33	.35
802-209 <sup>1</sup>	802-209C <sup>1</sup>	1-1/2x1-1/2x1/2	11/16	1-1/2	2-1/16	2-9/32	4-5/32	2-5/16	1-3/8	.39	.42
802-210 <sup>1</sup>	802-210C <sup>1</sup>	1-1/2x1-1/2x3/4	7/8	1-27/32	2-1/4	2-19/32	4-1/2	2-3/8	1-11/16	.51	.54
802-211	802-211C	1-1/2x1-1/2x1	27/32	1-9/32	2-1/4	2-3/32	4-15/32	2-3/8	1-11/16	.41	.43
802-212	802-212C	1-1/2x1-1/2x1-1/4	1-1/32	1-5/32	2-7/16	2-3/32	4-27/32	2-3/8	2-1/16	.47	.49
802-247 <sup>1</sup>	802-247C <sup>1</sup>	2x2x1/2	1/2	1-1/2	2	2-7/32	4	2-7/8	1-3/16	.45	.46
802-248	802-248C	2x2x3/4	5/8	1-3/8	2-1/8	2-3/32	4-1/4	2-7/8	1-3/8	.47	.49

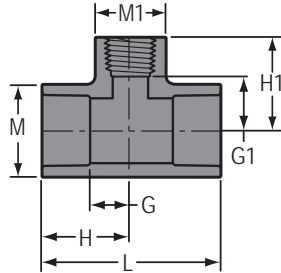
<sup>1</sup> Outlet sized with bushing



## PVC & CPVC SCHEDULE 80 FITTINGS, UNIONS, TANK ADAPTERS, EXPANSION JOINTS & SADDLES

### REDUCING TEE (continued)

Socket x Socket x Fipt



Part Number		Size	G	G1	H	H1	L	M	M1	Approx. Wt. (Lbs.)	
PVC	CPVC									PVC	CPVC
802-249 <sup>1</sup>	802-249C <sup>1</sup>	2x2x1	1-3/16	2-3/16	2-11/16	3-7/32	5-3/8	2-7/8	2-3/8	.94	1.28
802-250 <sup>1</sup>	802-250C <sup>1</sup>	2x2x1-1/4	1-3/16	2-1/16	2-11/16	3	5-3/8	2-7/8	2-13/32	.86	.90
802-251 <sup>1</sup>	802-251C <sup>1</sup>	2x2x1-1/2	1-7/16	2-5/16	2-15/16	3-11/32	5-7/8	2-7/8	2-7/8	1.20	1.21
802-287	802-287C	2-1/2x2-1/2x1/2	9/16	1-25/32	2-5/16	2-15/32	4-19/32	3-1/2	1-3/16	.76	.81
802-288 <sup>1</sup>	802-288C <sup>1</sup>	2-1/2x2-1/2x3/4	27/32	2-11/32	2-21/32	3-5/32	5-9/32	3-9/16	1-13/16	1.06	1.12
802-289 <sup>1</sup>	802-289C <sup>1</sup>	2-1/2x2-1/2x1	1-3/32	2-11/32	2-27/32	3-1/4	5-11/16	3-1/2	2-1/8	1.19	1.21
802-290 <sup>1</sup>	802-290C <sup>1</sup>	2-1/2x2-1/2x1-1/4	1-3/16	2-15/32	2-31/32	3-15/32	5-15/16	3-1/2	2-3/8	1.30	1.34
802-291 <sup>1</sup>	802-291C <sup>1</sup>	2-1/2x2-1/2x1-1/2	1-7/16	2-1/2	3-3/16	3-1/2	6-3/8	3-1/2	2-7/8	1.51	1.55
802-292 <sup>1</sup>	802-292C <sup>1</sup>	2-1/2x2-1/2x2	1-3/4	3-15/16	3-1/2	2-7/8	7	3-15/32	3-15/32	1.86	2.15
802-333 <sup>1</sup>	802-333C <sup>1</sup>	3x3x1/2	7/8	2-11/16	2-3/4	3-7/16	5-1/2	4-1/8	1-23/32	1.27	1.30
802-334 <sup>1</sup>	802-334C <sup>1</sup>	3x3x3/4	7/8	2-19/32	2-3/4	3-11/32	5-1/2	4-3/16	1-3/4	1.26	1.33
802-335 <sup>1</sup>	802-335C <sup>1</sup>	3x3x1	1-3/16	2-31/32	3-1/16	3-7/8	6-1/8	4-1/8	2-11/32	1.53	1.61
802-337 <sup>1</sup>	802-337C <sup>1</sup>	3x3x1-1/2	1-7/16	2-23/32	3-5/16	3-23/32	6-5/8	4-1/4	2-29/32	1.84	1.98
802-338 <sup>1</sup>	802-338C <sup>1</sup>	3x3x2	2-3/32	3-11/32	3-31/32	4-3/8	7-15/16	4-5/32	4-5/32	3.03	3.51
802-339 <sup>1</sup>	802-339C <sup>1</sup>	3x3x2-1/2	2-3/32	2-3/4	3-31/32	4-5/16	7-15/16	4-1/8	4-1/8	2.90	3.34
802-416 <sup>1</sup>	802-416C <sup>1</sup>	4x4x3/4	1-15/32	3-27/32	3-23/32	4-17/32	7-7/16	5-1/4	2-7/8	2.72	2.86
802-417 <sup>1</sup>	802-417C <sup>1</sup>	4x4x1	1-7/16	3-17/32	3-23/32	4-13/32	7-13/32	5-1/4	2-7/8	2.73	2.87
802-419 <sup>1</sup>	802-419C <sup>1</sup>	4x4x1-1/2	3-11/16	3-1/2	3-11/16	3-31/32	7-3/8	5-1/4	2-7/8	2.63	2.80
802-420 <sup>1</sup>	802-420C <sup>1</sup>	4x4x2	2-1/8	4-1/32	4-3/8	5-1/32	8-25/32	5-1/4	4-3/16	3.77	3.84
802-421 <sup>1</sup>	802-421C <sup>1</sup>	4x4x2-1/2	2-1/8	3-15/32	4-3/8	5	8-25/32	5-1/4	4-3/16	3.62	3.71
802-422 <sup>1</sup>	802-422C <sup>1</sup>	4x4x3	2-5/8	3-5/8	4-7/8	5-1/4	9-3/4	5-1/4	5-1/4	5.13	5.30
802-525 <sup>1</sup>	802-525C <sup>1</sup>	6x6x1	2-1/16	5-3/16	5-3/32	6-1/16	10-5/32	7-19/32	4-1/4	7.11	9.23
802-528F	---	6x6x2	4-5/8	5-1/8	7-7/8	6-9/16	15-3/4	7-1/2	3	11.01	---
802-530 <sup>1</sup>	802-530C <sup>1</sup>	6x6x3	2-11/16	4-3/4	5-9/16	6-3/8	11-1/8	7-1/2	5-1/4	13.79	8.33
802-532F	---	6x6x4	5-1/4	6-3/4	8-1/2	8-1/4	17	7-1/2	5-3/16	13.77	---
802-578F	---	8x8x2	4-11/16	6-1/16	8-15/16	7-1/2	17-7/8	9-5/8	3	15.46	---
802-580F	---	8x8x3	5-3/16	7	9-7/16	8-7/16	18-7/8	9-5/8	4-1/8	18.24	---
802-582F	---	8x8x4	5-3/4	7-11/16	10	9-1/8	20	9-5/8	5-3/16	17.71	---
802-621F	---	10x10x2	4-3/8	7-9/16	9-5/8	8-15/16	19-1/4	11-15/16	3	26.78	---
802-623F	---	10x10x3	4-7/8	8-3/16	10-1/8	9-5/8	20-1/4	11-15/16	4-1/8	31.67	---
802-624F	---	10x10x4	5-3/8	8-13/16	10-5/8	10-5/16	21-1/4	11-15/16	5-3/16	32.18	---
802-661F	---	12x12x2	4-3/4	8-7/16	11	9-13/16	22	14-1/8	3	37.80	---
802-663F	---	12x12x3	5-1/4	9-1/4	11-1/2	10-11/16	23	14-1/8	4-1/8	36.19	---
802-664F	---	12x12x4	5-3/4	9-15/16	12	11-7/16	24	14-1/8	5-3/16	47.80	---

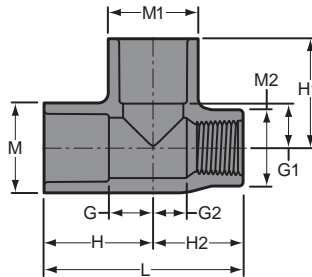
<sup>1</sup> Outlet sized with bushing

# PVC & CPVC SCHEDULE 80 FITTINGS, UNIONS, TANK ADAPTERS, EXPANSION JOINTS & SADDLES



## REDUCING TEE

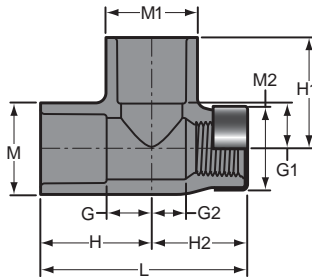
Socket x Fipt x Socket



Part Number		Size	G	G1	G2	H	H1	H2	L	M	M1	M2	Approx. Wt. (Lbs.)	
PVC	CPVC												PVC	CPVC
803-095	803-095C	3/4x1/2x3/4	11/16	11/16	11/16	1-11/16	1-11/16	1-3/8	3-3/32	1-13/32	1-13/32	1-3/16	.15	.15

## SPECIAL REINFORCED REDUCING TEE

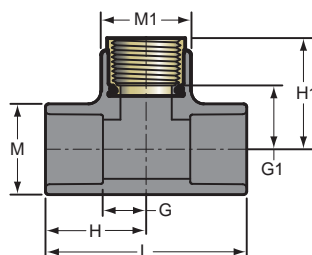
Socket x SR Fipt x Socket



Part Number		Size	G	G1	G2	H	H1	H2	L	M	M1	M2	Approx. Wt. (Lbs.)	
PVC	CPVC												PVC	CPVC
803-095SR	803-095CSR	3/4x1/2x3/4	11/16	11/16	11/16	1-11/16	1-11/16	1-13/32	3-1/8	1-13/32	1-13/32	1-7/32	.15	.16

## TEE

Socket x Socket x Brass Fipt



Part Number		Size	G	G1	H	H1	L	M	M1	Approx. Wt. (Lbs.)	
PVC	CPVC									PVC	CPVC
802-005BR	802-005CBR	1/2	7/8	31/32	1-7/16	1-17/32	2-5/8	1-5/32	1-7/32	.16	.16
802-007BR	802-007CBR	3/4	17/32	1-3/32	1-13/32	1-13/16	3-1/32	1-13/32	1-3/8	.25	.38

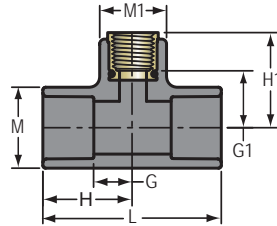
Not intended to convey or dispense water for human consumption through drinking or cooking



## PVC & CPVC SCHEDULE 80 FITTINGS, UNIONS, TANK ADAPTERS, EXPANSION JOINTS & SADDLES

### REDUCING TEE

Socket x Socket x Brass Fipt

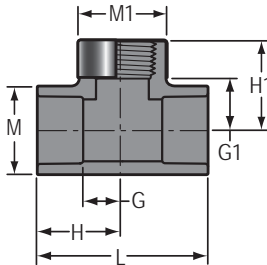


Part Number		Size	G	G1	H	H1	L	M	M1	Approx. Wt. (Lbs.)	
PVC	CPVC									PVC	CPVC
802-072BR	---	1/2x1/2x1/4	7/16	7/8	1-5/16	1-17/32	2-5/8	1-5/32	1-7/32	.23	---
802-101BR	802-101CBR	3/4x3/4x1/2	7/16	1-1/32	1-7/16	1-5/8	2-29/32	1-13/32	1-3/16	.19	.20

Not intended to convey or dispense water for human consumption through drinking or cooking

### SPECIAL REINFORCED TEE

Socket x Socket x SR Fipt



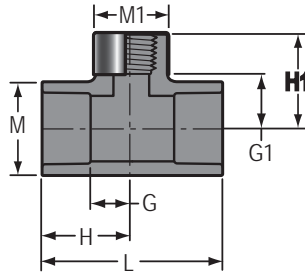
Part Number		Size	G	G1	H	H1	L	M	M1	Approx. Wt. (Lbs.)	
PVC	CPVC									PVC	CPVC
802-005SR	802-005CSR	1/2	5/8	5/8	1-15/32	1-3/8	2-15/16	1-7/32	1-13/32	.13	.15
802-007SR	802-007CSR	3/4	19/32	11/16	1-19/32	1-13/32	3-3/16	1-13/32	1-13/32	.15	.15
802-010SR	802-010CSR	1	21/32	11/16	1-13/16	1-5/8	3-5/8	1-23/32	1-11/16	.25	.28
802-012SR	802-012CSR	1-1/4	13/16	1-1/16	2-3/32	1-15/16	4-3/16	2-3/32	2-1/16	.37	.38
802-015SR	802-015CSR	1-1/2	15/16	1-7/32	2-11/32	2-5/32	4-11/16	2-11/32	2-7/16	.51	.53
802-020SR	802-020CSR	2	1-5/16	1-1/2	2-13/16	2-13/32	5-21/32	2-7/8	3-1/32	.80	.83
802-030SR	802-030CSR	3	1-27/32	2-3/32	3-23/32	3-17/32	7-7/16	4-9/32	4-9/32	2.33	2.44
802-040SR	802-040CSR	4	2-11/32	2-21/32	4-5/8	4-5/32	9-7/32	5-1/4	5-1/4	3.40	3.52

# PVC & CPVC SCHEDULE 80 FITTINGS, UNIONS, TANK ADAPTERS, EXPANSION JOINTS & SADDLES



## SPECIAL REINFORCED REDUCING TEE

Socket x Socket x SR Fipt

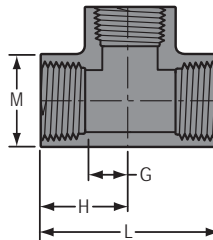


Part Number		Size	G	G1	H	H1	L	M	M1	Approx. Wt. (Lbs.)	
PVC	CPVC									PVC	CPVC
802-072SR	802-072CSR	1/2x1/2x1/4	7/16	11/16	1-5/16	1-7/32	2-5/8	1-5/32	27/32	.09	.09
802-098SR	802-098CSR	3/4x3/4x1/4	7/16	13/16	1-7/16	1-5/16	2-7/8	1-3/8	27/32	.12	.12
802-101SR	802-101CSR	3/4x3/4x1/2	19/32	25/32	1-19/32	1-15/32	3-7/32	1-13/32	1-3/16	.15	.15
802-128SR <sup>1</sup>	802-128CSR <sup>1</sup>	1x1x1/4	7/8	2-5/8	2	2-11/16	4	2-3/32	27/32	.43	.38
802-130SR	802-130CSR	1x1x1/2	7/16	29/32	1-9/16	1-5/8	3-1/8	1-23/32	1-3/16	.19	.20
802-131SR	802-131CSR	1x1x3/4	21/32	7/8	1-13/16	1-19/32	3-19/32	1-23/32	1-3/8	.22	.23
802-164SR <sup>1</sup>	802-164CSR <sup>1</sup>	1-1/4x1-1/4x1/4	27/32	2-13/16	2-1/8	3-13/32	4-7/32	2-3/32	27/32	.43	.45
802-166SR	802-166CSR	1-1/4x1-1/4x1/2	7/16	1-1/8	1-11/16	1-27/32	3-13/32	2-3/32	1-3/16	.26	.27
802-168SR	802-168CSR	1-1/4x1-1/4x1	27/32	1-1/32	2-3/32	1-29/32	4-7/32	2-3/32	1-11/16	.35	.36
802-207SR <sup>1</sup>	802-207CSR <sup>1</sup>	1-1/2x1-1/2x1/4	27/32	1-31/32	2-1/4	2-19/32	4-15/32	2-11/32	1-3/4	.49	.57
802-211SR	802-211CSR	1-1/2x1-1/2x1	27/32	1-7/32	2-1/4	2-1/8	4-15/32	2-3/8	1-11/16	.42	.44
802-212SR	802-212CSR	1-1/2x1-1/2x1-1/4	1-1/32	1-5/32	2-7/16	2-3/32	4-27/32	2-3/8	2-1/16	.49	.51
802-247SR	802-247CSR	2x2x1/2	1/2	1-1/2	2	2-1/4	4	2-7/8	1-3/16	.45	.48
802-248SR	802-248CSR	2x2x3/4	19/32	1-13/32	2-1/8	2-1/8	4-1/4	2-7/8	1-3/8	.48	.50
802-287SR	802-287CSR	2-1/2x2-1/2x1/2	9/16	1-3/4	2-5/16	2-1/2	4-19/32	3-1/2	1-7/32	.75	.79
802-331SR <sup>1</sup>	802-331CSR <sup>1</sup>	3x3x1/4	1-13/32	4-1/2	3-5/16	5-1/32	6-9/16	4-3/16	27/32	1.90	3.62
802-413SR <sup>1</sup>	802-413CSR <sup>1</sup>	4x4x1/4	1-7/16	5-3/16	3-11/16	5-25/32	7-3/8	5-1/4	27/32	2.63	2.75

<sup>1</sup> Outlet sized with bushing

## TEE

Fipt x Fipt x Fipt



Part Number		Size	G	H	L	M	Approx. Wt. (Lbs.)	
PVC	CPVC						PVC	CPVC
805-002	805-002C	1/4	17/32	1-3/32	2-7/32	27/32	.06	.05
805-003	805-003C	3/8	9/16	1-5/32	2-5/16	15/16	.07	.07
805-005	805-005C	1/2	17/32	1-1/4	2-15/32	1-3/16	.11	.12
805-007	805-007C	3/4	21/32	1-15/32	2-15/16	1-1/2	.19	.20
805-010	---	1	3/4	1-23/32	3-7/16	1-27/32	.34	---
---	805-010C	1	23/32	1-3/4	3-1/2	1-11/16	---	.29
805-012	805-012C	1-1/4	15/16	1-31/32	3-29/32	2-1/4	.47	.50
805-015	805-015C	1-1/2	1-1/8	2-3/16	4-3/8	2-13/32	.60	.62
805-020	805-020C	2	1-5/8	2-5/8	5-1/4	3	1.08	1.15
805-025	805-025C	2-1/2	1-9/16	3-1/8	6-1/4	3-19/32	1.65	1.76
805-030	805-030C	3	1-15/16	3-9/16	7-3/32	4-11/32	2.82	3.01
805-040	805-040C	4	2-15/32	4-7/32	8-7/16	5-3/8	4.28	4.33
805-060F	805-060CF	6	8-1/4	9-3/4	19-1/2	7-3/16	20.11	24.79

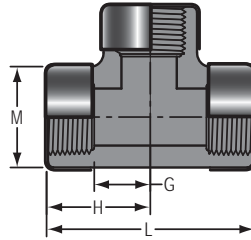
NOT FOR DISTRIBUTION OF COMPRESSED AIR OR GAS  
Progressive Products from Spears® Innovation and Technology



# PVC & CPVC SCHEDULE 80 FITTINGS, UNIONS, TANK ADAPTERS, EXPANSION JOINTS & SADDLES

## SPECIAL REINFORCED TEE

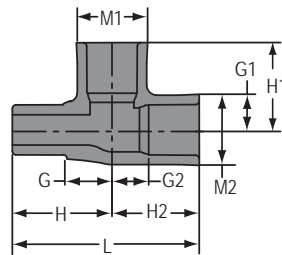
SR Fipt x SR Fipt x SR Fipt



Part Number		Size	G	H	L	M	Approx. Wt. (Lbs.)	
PVC	CPVC						PVC	CPVC
805-002SR	805-002CSR	1/4	17/32	1-1/8	2-1/4	27/32	.08	.07
805-003SR	805-003CSR	3/8	19/32	1-3/16	2-11/32	31/32	.09	.09
805-005SR	805-005CSR	1/2	1/2	1-1/4	2-1/2	1-3/16	.14	.14
805-007SR	805-007CSR	3/4	19/32	1-11/32	2-11/16	1-3/8	.16	.17
805-010SR	805-010CSR	1	7/8	1-25/32	3-9/16	1-11/16	.32	.33
805-015SR	805-015CSR	1-1/2	1-1/4	2-3/16	4-13/32	2-13/32	.66	.70
805-020SR	805-020CSR	2	1-5/8	2-5/8	5-1/4	3	1.17	1.27

## STREET TEE

Spigot x Socket x Socket



Part Number		Size	G	G1	G2	H	H1	H2	L	M1	M2	Approx. Wt. (Lbs.)	
PVC	CPVC											PVC	CPVC
844-005	844-005C	1/2	23/32	23/32	1/2	1-19/32	1-21/32	1-19/32	3-5/32	1-3/16	1-3/16	.10	.11
844-007	844-007C	3/4	13/16	27/32	7/8	1-13/16	1-7/8	1-13/16	3-5/8	1-13/32	1-13/32	.15	.16
844-010	844-010C	1	1	1-31/32	1-31/32	2-1/8	2	2-1/8	4-7/32	1-3/4	1-3/4	.26	.27
844-012	844-012C	1-1/4	1-1/4	1-5/32	1-1/8	2-7/16	2-5/16	2-7/16	4-7/8	2-3/32	2-3/32	.39	.41
844-015	844-015C	1-1/2	1-13/16	1-1/8	1-1/8	2-7/8	2-9/16	2-9/16	5-11/32	2-11/32	2-11/32	.51	.54
844-020	844-020C	2	1-23/32	1-7/16	1-13/32	3-1/4	2-15/16	2-15/16	6-5/32	2-7/8	2-7/8	.80	.84

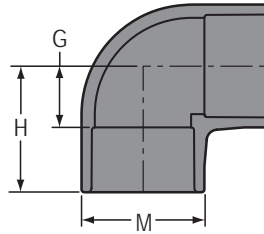


# PVC & CPVC SCHEDULE 80 FITTINGS, UNIONS, TANK ADAPTERS, EXPANSION JOINTS & SADDLES



## 90° ELBOW

Socket x Socket



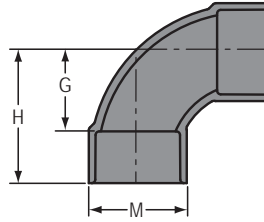
Part Number		Size	G	H	M	Approx. Wt. (Lbs.)	
PVC	CPVC					PVC	CPVC
806-002	806-002C	1/4	11/32	1	13/16	.03	.03
806-003	806-003C	3/8	15/32	1-1/4	31/32	.05	.05
806-005	806-005C	1/2	9/16	1-15/32	1-3/16	.08	.09
806-007	806-007C	3/4	5/8	1-11/16	1-7/16	.12	.12
806-010	806-010C	1	7/8	2	1-3/4	.20	.21
806-012	806-012C	1-1/4	1	2-9/32	1-31/32	.30	.31
806-015	806-015C	1-1/2	1-3/32	2-9/16	2-3/8	.39	.39
806-020	806-020C	2	1-13/32	2-15/16	2-7/8	.60	.62
806-025	806-025C	2-1/2	1-9/16	3-11/32	3-15/32	1.09	1.15
806-030	806-030C	3	2-1/32	3-31/32	4-3/16	1.57	1.67
806-040	806-040C	4	2-5/8	4-7/8	5-7/32	2.78	2.93
806-045F	---	4-1/2	6-1/2	9	5-5/8	4.58	---
806-050	806-050C	5	3	5-3/4	6-3/8	4.42	4.69
806-050F	---	5	5-1/2	8-1/2	6-5/16	6.23	---
---	806-050CF	5	6-9/16	9-9/16	6-5/16	---	12.04
806-060	---	6	3-3/4	6-3/4	7-19/32	7.47	---
---	806-060C	6	3-3/4	6-3/4	7-19/32	---	7.43
806-080	806-080C	8	4-3/4	8-3/4	9-3/4	14.31	15.83
806-080F	---	8	7-7/8	12-1/8	9-5/8	17.47	---
---	806-080CF	8	9-1/4	13-1/2	9-5/8	---	22.53
806-100	806-100C	10	5-25/32	11-11/32	12-1/16	28.19	28.74
806-100F	---	10	10	15-1/4	11-15/16	31.86	---
---	806-100CF	10	11-13/16	17-1/16	11-15/16	---	40.28
806-120	806-120C	12	6-7/8	13-7/16	14-5/16	43.94	47.93
806-120F	---	12	11-1/2	17-3/4	14-1/8	60.28	---
---	806-120CF	12	13-5/8	19-7/8	14-1/8	---	63.96
806-140F	---	14	13-1/2	20-1/2	15-1/2	82.49	---
---	806-140CF	14	16	23	15-1/2	---	86.72
806-160F	---	16	15-9/16	23-9/16	17-11/16	101.71	---
---	806-160CF	16	18-7/16	26-7/16	17-11/16	---	133.22
806-180F	---	18	17-11/16	26-11/16	19-7/8	167.49	---
---	806-180CF	18	20-7/8	29-7/8	19-7/8	---	175.62
806-200F	---	20	19-13/16	29-13/16	22-1/16	193.41	---
---	806-200CF	20	23-5/16	33-5/16	22-1/16	---	250.00
806-240F	---	24	24	36	26-7/16	403.66	---
---	806-240CF	24	28-1/4	40-1/4	26-7/16	---	---



## PVC & CPVC SCHEDULE 80 FITTINGS, UNIONS, TANK ADAPTERS, EXPANSION JOINTS & SADDLES

### 90° SWEEP ELBOW

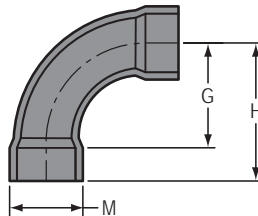
Socket x Socket



Part Number		Size	G	H	M	Approx. Wt. (Lbs.)	
PVC	CPVC					PVC	CPVC
806-005S	806-005SC	1/2	27/32	1-23/32	1-3/16	.08	.08
806-007S	806-007SC	3/4	1-1/32	2-1/32	1-13/32	.12	.12
806-010S	806-010SC	1	1-5/16	2-7/16	1-23/32	.20	.20
806-012S	806-012SC	1-1/4	1-9/16	2-13/16	2-3/32	.30	.31
806-015S	806-015SC	1-1/2	1-3/4	3-1/8	2-11/32	.39	.40
806-020S	806-020SC	2	2-5/16	3-13/16	2-7/8	.64	.68

### 90° LONG SWEEP ELBOW

Socket x Socket



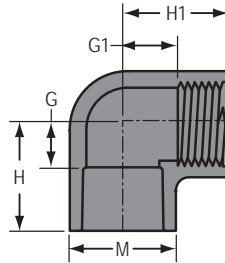
Part Number		Size	G	H	M	Approx. Wt. (Lbs.)	
PVC	CPVC					PVC	CPVC
806-005LSF	806-005LSCF	1/2	1-7/8	2-3/4	1-1/8	.13	.13
806-007LSF	806-007LSCF	3/4	2-7/16	3-7/16	1-7/16	.22	.24
806-010LSF	806-010LSCF	1	2-7/8	4	1-11/16	.33	.37
806-012LSF	806-012LSCF	1-1/4	3-5/8	4-7/8	2-1/16	.50	.56
806-015LSF	806-015LSCF	1-1/2	4-1/8	5-1/2	2-5/16	.60	.68
806-020LSF	806-020LSCF	2	4-3/4	6-5/16	2-13/16	.90	1.07
806-025LSF	806-025LSCF	2-1/2	5-3/4	7-3/4	3-7/16	1.65	1.70
806-030LSF	806-030LSCF	3	7	9	4-1/8	2.36	2.69
806-040LSF	806-040LSCF	4	9	11-1/4	5-3/16	4.76	4.85
806-060LSF	---	6	13	16-1/4	7-1/2	12.84	---
---	806-060LSCF	6	13	16-1/4	7-1/2	---	12.84
806-080LSF	806-080LSCF	8	23-1/2	27-3/4	9-5/8	31.58	33.18

# PVC & CPVC SCHEDULE 80 FITTINGS, UNIONS, TANK ADAPTERS, EXPANSION JOINTS & SADDLES



## 90° ELBOW

Socket x Fipt

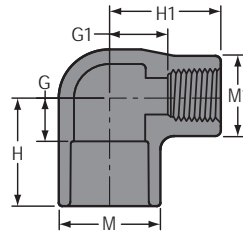


Part Number		Size	G	G1	H	H1	M	Approx. Wt. (Lbs.)	
PVC	CPVC							PVC	CPVC
807-002	807-002C	1/4	5/16	5/16	15/16	15/16	7/8	.03	.03
807-003	807-003C	3/8	1/4	3/8	1-1/32	1-1/32	1-1/32	.05	.05
807-005	807-005C	1/2	15/32	9/16	1-11/32	1-9/32	1-3/16	.08	.11
807-007	807-007C	3/4	5/8	5/8	1-9/16	1-9/16	1-3/8	.09	.11
807-010	807-010C	1	11/16	25/32	1-13/16	1-11/16	1-23/32	.19	.19
807-012	807-012C	1-1/4	31/32	1	2-7/32	1-15/16	2-1/4	.36	.37
807-015	807-015C	1-1/2	15/16	1-7/32	2-11/32	2-5/32	2-11/32	.39	.46
807-020	807-020C	2	15/16	1-1/32	2-7/16	2	3	.80	.84
807-030	807-030C	3	1-27/32	2-7/32	3-23/32	3-9/16	4-9/32	1.72	2.02
807-040	807-040C	4	2-5/16	2-7/8	4-9/16	4-9/32	5-1/4	2.87	2.95
807-060 <sup>1</sup>	---	6	3-3/4	7-1/8	6-3/4	8-7/8	7-9/16	11.48	---

<sup>1</sup> Outlet sized with Female Adapter

## 90° REDUCING ELBOW

Socket x Fipt



Part Number		Size	G	G1	H	H1	M	M1	Approx. Wt. (Lbs.)	
PVC	CPVC								PVC	CPVC
807-101	807-101C	3/4x1/2	1/2	25/32	1-17/32	1-17/32	1-13/32	1-3/16	.11	.12
807-130 <sup>1</sup>	807-130C <sup>1</sup>	1x1/2	27/32	1-17/32	1-31/32	2-1/4	1-23/32	1-23/32	.26	.27
807-131 <sup>1</sup>	807-131C <sup>1</sup>	1x3/4	7/8	1-17/32	2	2-1/4	1-3/4	1-3/4	.25	.26

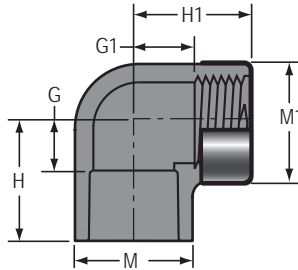
<sup>1</sup> Outlet sized with Female Adapter



# PVC & CPVC SCHEDULE 80 FITTINGS, UNIONS, TANK ADAPTERS, EXPANSION JOINTS & SADDLES

## SPECIAL REINFORCED 90° ELBOW

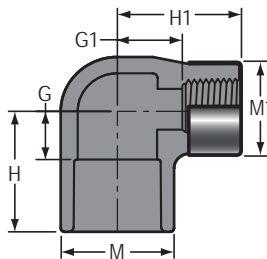
Socket x SR Fipt



Part Number		Size	G	G1	H	H1	M	M1	Approx. Wt. (Lbs.)	
PVC	CPVC								PVC	CPVC
807-005SR	807-005CSR	1/2	15/32	23/32	1-11/32	1-9/32	1-3/16	1-7/32	.08	.09
807-007SR	807-007CSR	3/4	9/16	21/32	1-9/16	1-13/32	1-3/8	1-3/8	.11	.12
807-010SR	807-010CSR	1	19/32	13/16	1-23/32	1-23/32	1-11/16	1-23/32	.20	.21
807-012SR	807-012CSR	1-1/4	23/32	1-1/32	1-31/32	1-31/32	2-1/16	2-1/16	.30	.31
807-015SR	807-015CSR	1-1/2	31/32	1-5/32	2-3/8	2-1/8	2-11/32	2-7/16	.41	.44
807-020SR	807-020CSR	2	1-7/32	1-1/2	2-15/32	2-7/16	2-31/32	2-31/32	.83	.91
807-030SR	807-030CSR	3	1-13/16	2-7/32	3-23/32	3-9/16	4-9/32	4-9/32	1.98	2.08
807-040SR	807-040CSR	4	2-9/32	2-25/32	4-9/16	4-7/32	5-1/4	5-1/4	2.94	3.02

## SPECIAL REINFORCED REDUCING 90° ELBOW

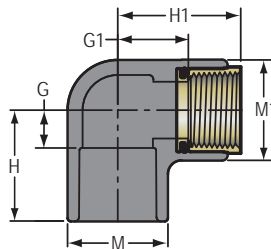
Socket x SR Fipt



Part Number		Size	G	G1	H	H1	M	M1	Approx. Wt. (Lbs.)	
PVC	CPVC								PVC	CPVC
807-101SR	807-101CSR	3/4x1/2	1/2	13/16	1-17/32	1-17/32	1-13/32	1-3/16	.12	.12
807-130SR	807-130CSR	1x1/2	9/16	1	1-23/32	1-5/8	1-23/32	1-3/16	.13	.14

## TRANSITION 90° ELBOW

Socket x Brass Fipt



Part Number		Size	G	G1	H	H1	M	M1	Approx. Wt. (Lbs.)	
PVC	CPVC								PVC	CPVC
807-005BR	807-005CBR	1/2	7/16	31/32	1-5/16	1-17/32	1-5/32	1-7/32	.14	.19
807-007BR	807-007CBR	3/4	1/2	1-3/16	1-17/32	1-13/16	1-13/32	1-13/32	.21	.21

Not intended to convey or dispense water for human consumption through drinking or cooking

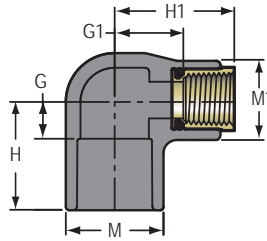
# PVC & CPVC SCHEDULE 80 FITTINGS, UNIONS, TANK ADAPTERS, EXPANSION JOINTS & SADDLES



## TRANSITION REDUCING

### 90° ELBOW

Socket x Brass Fipt

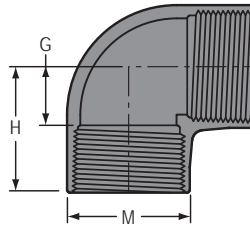


Part Number		Size	G	G1	H	H1	M	M1	Approx. Wt. (Lbs.)	
PVC	CPVC								PVC	CPVC
807-101BR	807-101CBR	3/4x1/2	1/2	1-1/16	1-1/2	1-5/8	1-13/32	1-3/16	.18	.21

**Not intended to convey or dispense water for human consumption through drinking or cooking**

## 90° ELBOW

Fipt x Fipt

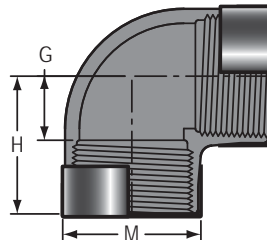


Part Number		Size	G	H	M	Approx. Wt. (Lbs.)	
PVC	CPVC					PVC	CPVC
808-002	808-002C	1/4	11/32	15/16	7/8	.04	.04
808-003	808-003C	3/8	9/16	1-5/32	15/16	.05	.06
808-005	808-005C	1/2	1/2	1-7/32	1-9/32	.09	.08
808-007	808-007C	3/4	5/8	1-3/8	1-3/8	.11	.12
808-010	808-010C	1	25/32	1-5/8	1-23/32	.20	.21
808-012	808-012C	1-1/4	15/16	1-15/16	2-1/4	.41	.38
808-015	808-015C	1-1/2	1-5/32	2-3/32	2-7/16	.46	.48
808-020	808-020C	2	1-9/16	2-17/32	3	.86	.90
808-025	808-025C	2-1/2	1-5/8	3-3/16	3-9/16	1.20	1.26
808-030	808-030C	3	1-29/32	3-17/32	4-13/32	2.30	2.37
808-040	808-040C	4	2-13/32	4-5/32	5-7/16	3.22	3.44

## SPECIAL REINFORCED

### 90° ELBOW

SR Fipt x SR Fipt



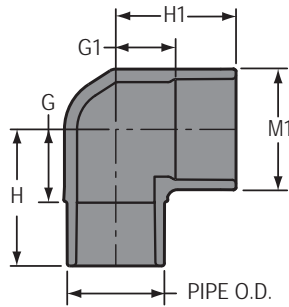
Part Number		Size	G	H	M	Approx. Wt. (Lbs.)	
PVC	CPVC					PVC	CPVC
808-003SR	808-003CSR	3/8	9/16	1-5/32	15/16	.07	.07
808-005SR	808-005CSR	1/2	1/2	1-7/32	1-3/16	.10	.11
808-007SR	808-007CSR	3/4	5/8	1-3/8	1-3/8	.13	.14
808-010SR	808-010CSR	1	25/32	1-11/16	1-23/32	.23	.24
808-012SR	808-012CSR	1-1/4	1	1-31/32	2-1/16	.34	.45
808-015SR	808-015CSR	1-1/2	1-1/32	2-1/8	2-7/16	.50	.52
808-020SR	808-020CSR	2	1-19/32	2-1/2	3	.92	1.04



# PVC & CPVC SCHEDULE 80 FITTINGS, UNIONS, TANK ADAPTERS, EXPANSION JOINTS & SADDLES

## 90° STREET ELBOW

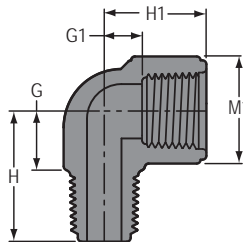
Spigot x Socket



Part Number		Size	G	G1	H	H1	M1	Approx. Wt. (Lbs.)	
PVC	CPVC							PVC	CPVC
809-005	809-005C	1/2	13/16	7/16	1-21/32	1-7/16	1-5/32	.07	.08
809-007	809-007C	3/4	29/32	11/16	1-27/32	1-11/16	1-3/8	.11	.12
809-010	809-010C	1	1-1/16	3/4	2-7/32	2	1-23/32	.19	.20
809-012	809-012C	1-1/4	1-9/32	13/16	2-19/32	2-1/4	2-3/32	.29	.31
809-015	809-015C	1-1/2	1-7/16	1-3/16	2-13/16	2-9/16	2-3/8	.40	.43
809-020	809-020C	2	1-3/4	1-7/16	3-1/4	2-31/32	2-7/8	.60	.64
809-025	809-025C	2-1/2	2-1/2	1-5/8	4-1/2	3-3/8	3-7/16	1.31	1.54
809-030	809-030C	3	2-3/8	1-13/16	4-1/4	3-11/16	4-3/16	1.65	1.70
809-040	809-040C	4	3-1/32	2-1/4	5-9/32	4-17/32	5-1/4	2.82	2.92
809-060	---	6	5-1/4	3-7/8	8-1/2	6-7/8	7-9/16	12.00	---
---	809-060C	6	5-1/4	3-11/16	8-7/16	6-3/4	7-9/16	---	10.01
809-080	809-080C	8	6-7/8	5	11-1/8	8-7/8	9-11/16	13.74	17.34
809-100	809-100C	10	8-5/8	5-13/16	14-5/16	11-3/8	12-1/16	37.73	41.05
809-120	809-120C	12	10-1/8	6-7/8	16-7/8	13-3/8	14-1/8	61.75	67.93
809-140F	---	14	13-1/2	13-1/2	20-1/2	20-1/2	15-1/2	82.49	---
---	809-140CF	14	19-1/2	16	27-1/2	23	15-1/2	---	101.86
809-160F	---	16	19-9/16	15-9/16	28-9/16	23-9/16	17-11/16	120.78	---
---	809-160CF	16	22-7/16	18-7/16	31-7/16	26-7/16	17-11/16	---	135.72
809-180F	---	18	22-3/16	17-11/16	32-3/16	26-11/16	19-7/8	140.91	---
---	809-180CF	18	25-3/8	20-7/8	35-3/8	29-7/8	19-7/8	---	217.54
809-200F	---	20	24-13/16	19-13/16	35-13/16	29-13/16	22-1/16	256.44	---
---	809-200CF	20	28-5/16	23-5/16	39-5/16	33-5/16	22-1/16	---	266.40
809-240F	---	24	30	24	43	36	26-7/16	395.00	---
---	809-240CF	24	34-1/4	28-1/4	47-1/4	40-1/4	26-7/16	---	435.00

## 90° STREET ELBOW

Mipt x Fipt



Part Number		Size	G	G1	H	H1	M1	Approx. Wt. (Lbs.)	
PVC	CPVC							PVC	CPVC
812-002	812-002C	1/4	17/32	5/16	1-1/32	29/32	13/16	.02	.03
812-005	---	1/2	13/16	17/32	1-19/32	1-9/32	1-3/16	.08	---
812-010	---	1	1-1/8	25/32	2-1/8	1-11/16	1-23/32	.20	---
812-012	---	1-1/4	2-9/16	1	3-9/32	1-31/32	2-7/32	.49	---
812-015 <sup>1</sup>	---	1-1/2	2-11/16	1-1/4	3-7/16	2-1/8	2-13/32	.54	---

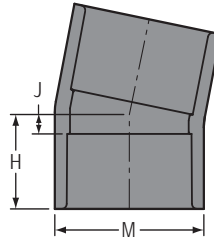
<sup>1</sup> Outlet sized with Female Adapter

# PVC & CPVC SCHEDULE 80 FITTINGS, UNIONS, TANK ADAPTERS, EXPANSION JOINTS & SADDLES



## 11-1/4° ELBOW

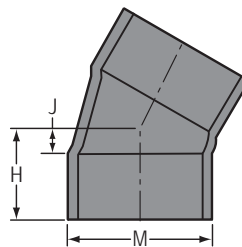
Socket x Socket



Part Number		Size	H	J	M	Approx. Wt. (Lbs.)	
PVC	CPVC					PVC	CPVC
811-015	811-015C	1-1/2	1-19/32	7/32	2-3/8	.24	.25
811-020	811-020C	2	1-23/32	7/32	2-27/32	.33	.35
811-025F	811-025CF	2-1/2	2-11/16	11/16	3-7/16	.81	.88
811-030	811-030C	3	2-3/16	5/16	4-1/8	.88	.92
811-040	811-040C	4	2-21/32	13/32	5-1/4	1.53	1.58
811-045F	---	4-1/2	3-1/2	1	5-5/8	1.94	---
811-050F	811-050CF	5	3-13/16	13/16	6-5/16	2.88	3.22
811-060F	811-060CF	6	4-1/4	1	7-1/2	4.43	4.69
811-080F	811-080CF	8	5-3/8	1-1/8	9-5/8	8.73	10.52
811-100F	811-100CF	10	6-11/16	1-7/16	11-15/16	15.93	19.02
811-120F	811-120CF	12	7-13/16	1-9/16	14-1/8	24.66	29.25
811-140F	811-140CF	14	9	2	15-1/2	33.00	41.37
811-160F	811-160CF	16	10-3/8	2-3/8	17-11/16	48.74	---
811-180F	811-180CF	18	11-3/4	2-3/4	19-7/8	69.12	83.44
811-200F	811-200CF	20	13-1/8	3-1/8	22-1/16	96.58	99.90
811-240F	811-240CF	24	15-13/16	3-13/16	26-7/16	152.00	196.96

## 30° ELBOW

Socket x Socket



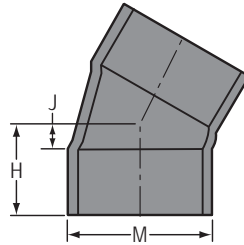
Part Number		Size	H	J	M	Approx. Wt. (Lbs.)	
PVC	CPVC					PVC	CPVC
815-005F	815-005CF	1/2	1-7/16	7/16	1-1/8	.07	.07
815-007F	815-007CF	3/4	1-7/16	7/16	1-3/8	.09	.11
815-010F	815-010CF	1	1-3/4	1/2	1-11/16	.14	.16
815-012F	815-012CF	1-1/4	2-3/16	11/16	2-1/16	.22	.24
815-015F	815-015CF	1-1/2	2-3/16	11/16	2-5/16	.30	.32
815-020F	815-020CF	2	2-5/16	9/16	2-13/16	.46	.54
815-025F	815-025CF	2-1/2	3	1	3-7/16	.81	.93
815-030F	815-030CF	3	3-5/16	1-1/16	4-1/8	1.21	1.44
815-040F	815-040CF	4	3-7/16	1-3/16	5-3/16	2.14	2.27
815-045F	---	4-1/2	4	1-1/2	5-5/8	2.18	---
815-050F	815-050CF	5	4-3/8	1-3/8	6-5/16	3.10	3.22
815-060	815-060C	6	4-13/16	1-7/8	7-9/16	5.59	5.89



## PVC & CPVC SCHEDULE 80 FITTINGS, UNIONS, TANK ADAPTERS, EXPANSION JOINTS & SADDLES

### 30° ELBOW (continued)

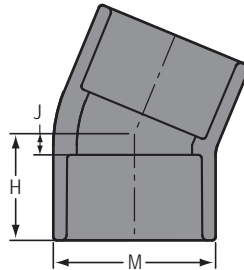
Socket x Socket



Part Number		Size	H	J	M	Approx. Wt. (Lbs.)	
PVC	CPVC					PVC	CPVC
815-080F	815-080CF	8	6-3/16	1-15/16	9-5/8	10.08	11.08
815-100F	815-100CF	10	7-3/4	2-1/2	11-15/16	17.92	21.26
815-120F	815-120CF	12	9-1/16	2-13/16	14-1/8	27.40	32.33
815-140F	815-140CF	14	10-7/16	3-7/16	15-1/2	37.94	37.18
815-160F	815-160CF	16	11-15/16	3-15/16	17-11/16	55.09	64.23
815-180F	815-180CF	18	13-7/16	4-7/16	19-7/8	77.09	92.38
815-200F	815-200CF	20	15	5	22-1/16	119.89	109.89
815-240F	815-240CF	24	18-1/8	6-1/8	26-7/16	166.30	185.25

### 22-1/2° ELBOW

Socket x Socket



Part Number		Size	H	J	M	Approx. Wt. (Lbs.)	
PVC	CPVC					PVC	CPVC
816-005	816-005C	1/2	1-1/16	3/16	1-5/32	.06	.06
816-007	816-007C	3/4	1-3/16	3/16	1-7/16	.09	.09
816-010	816-010C	1	1-3/8	9/32	1-23/32	.13	.14
816-012	816-012C	1-1/4	1-1/2	5/16	2-3/32	.19	.20
816-015	816-015C	1-1/2	1-21/32	1/4	2-3/8	.26	.26
816-015F	816-015CF	1-1/2	2-1/8	5/8	2-5/16	.26	.28
816-020	816-020C	2	1-7/8	7/16	2-7/8	.38	.44
816-025	816-025C	2-1/2	2-7/32	15/32	3-1/2	.68	.72
816-025F	816-025CF	2-1/2	2-7/8	7/8	3-7/16	.75	.84
816-030	816-030C	3	2-13/32	9/16	4-5/32	.95	1.01
816-040	816-040C	4	2-7/8	5/8	5-1/4	1.64	1.71
816-045F	---	4-1/2	3-13/16	1-5/16	5-5/8	2.09	---
816-050F	816-050CF	5	4-1/8	1-1/8	6-5/16	3.15	3.22

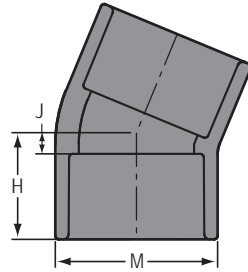


# PVC & CPVC SCHEDULE 80 FITTINGS, UNIONS, TANK ADAPTERS, EXPANSION JOINTS & SADDLES



## 22-1/2° ELBOW (continued)

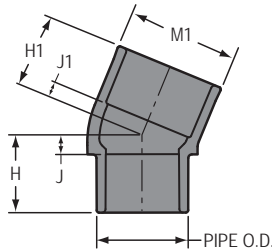
Socket x Socket



Part Number		Size	H	J	M	Approx. Wt. (Lbs.)	
PVC	CPVC					PVC	CPVC
816-060	816-060C	6	4-9/16	1-3/8	7-7/16	4.33	4.59
816-060F	816-060CF	6	4-5/8	1-3/8	7-1/2	5.02	5.29
816-080	816-080C	8	5-1/16	1-1/32	9-3/4	8.19	8.95
816-080F	816-080CF	8	5-7/8	1-5/8	9-5/8	9.41	9.60
816-100F	816-100CF	10	7-5/16	2-1/16	11-15/16	17.25	18.77
816-120F	816-120CF	12	8-9/16	2-5/16	14-1/8	26.03	30.79
816-140F	816-140CF	14	9-13/16	2-13/16	15-1/2	34.65	40.74
816-160F	816-160CF	16	11-5/16	3-5/16	17-11/16	52.97	57.95
816-180F	816-180CF	18	12-3/4	3-3/4	19-7/8	74.44	86.42
816-200F	816-200CF	20	14-1/4	4-1/4	22-1/16	119.89	103.23
816-240F	816-240CF	24	17-3/16	5-3/16	26-7/16	189.96	---

## 22-1/2° STREET ELBOW

Spigot x Socket



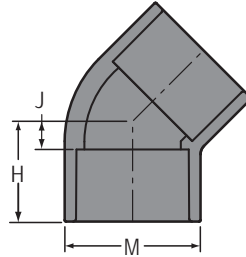
Part Number		Size	H	H1	J	J1	M1	Approx. Wt. (Lbs.)	
PVC	CPVC							PVC	CPVC
842-005	842-005C	1/2	1-1/16	1	1/4	1/4	1-5/32	.05	.05
842-007	842-007C	3/4	1-1/4	1-5/32	3/16	3/16	1-3/8	.08	.09
842-010	842-010C	1	1-7/16	1-11/32	5/16	7/32	1-23/32	.13	.14
842-012	842-012C	1-1/4	1-9/16	1-1/2	9/16	5/8	2-1/16	.20	.22
842-015	842-015C	1-1/2	1-21/32	1-7/8	9/32	1/2	2-3/8	.26	.29
842-020	842-020C	2	2	1-29/32	15/32	13/32	2-7/8	.40	.43
842-025	842-025C	2-1/2	2-1/8	2-9/32	3/8	17/32	3-1/2	.66	.76
842-030	842-030C	3	2-1/2	2-5/16	21/32	7/16	4-5/32	1.44	1.00
842-040	842-040C	4	2-27/32	2-21/32	9/16	23/32	5-1/4	1.73	2.59
842-060	842-060C	6	5-11/16	3-15/16	2-3/8	7/8	7-5/8	9.46	6.87
842-080	842-080C	8	7-3/8	5-1/8	3-1/8	1-1/8	9-3/4	5.61	12.71



## PVC & CPVC SCHEDULE 80 FITTINGS, UNIONS, TANK ADAPTERS, EXPANSION JOINTS & SADDLES

### 45° ELBOW

Socket x Socket



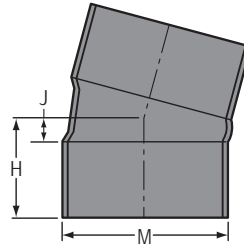
Part Number		Size	H	J	M	Approx. Wt. (Lbs.)	
PVC	CPVC					PVC	CPVC
817-002	817-002C	1/4	13/16	5/32	27/32	.03	.03
817-003	817-003C	3/8	31/32	7/32	1	.04	.04
817-005	817-005C	1/2	1-1/8	1/4	1-3/16	.06	.07
817-007	817-007C	3/4	1-5/16	5/16	1-7/16	.09	.10
817-010	817-010C	1	1-7/16	5/16	1-23/32	.15	.16
817-012	817-012C	1-1/4	1-11/16	13/32	2-5/32	.23	.24
817-015	817-015C	1-1/2	1-13/16	7/16	2-3/8	.30	.32
817-020	817-020C	2	2-1/8	19/32	2-7/8	.45	.47
817-025	817-025C	2-1/2	2-13/32	21/32	3-1/2	.77	.82
817-030	817-030C	3	2-29/32	29/32	4-5/32	1.12	1.16
817-040	817-040C	4	3-5/16	1-1/16	5-1/4	2.00	2.05
817-045F	---	4-1/2	4-1/2	2	5-5/8	2.32	---
817-050	817-050C	5	4	1-11/32	6-3/8	3.19	3.31
817-050F	817-050CF	5	4-7/8	1-7/8	6-5/16	3.86	4.25
817-060	817-060C	6	4-3/4	1-3/4	7-9/16	5.37	5.49
817-080	817-080C	8	6	2	9-25/32	10.07	10.43
817-100	817-100C	10	8-3/16	2-19/32	12-3/16	20.62	21.29
817-100F	817-100CF	10	8-11/16	3-7/16	11-15/16	19.91	23.50
817-120	817-120C	12	9-11/16	3-3/32	14-13/32	34.04	35.49
817-120F	817-120CF	12	10-1/8	3-7/8	14-1/8	31.51	32.40
817-140F	817-140CF	14	11-9/16	4-9/16	15-1/2	42.89	41.37
817-160F	817-160CF	16	13-5/16	5-5/16	17-11/16	61.45	57.91
817-180F	817-180CF	18	15	6	19-7/8	87.73	88.48
817-200F	817-200CF	20	16-3/4	6-3/4	22-1/16	107.05	123.21
817-240F	817-240CF	24	20-3/16	8-3/16	26-7/16	204.20	---

# PVC & CPVC SCHEDULE 80 FITTINGS, UNIONS, TANK ADAPTERS, EXPANSION JOINTS & SADDLES



## 15° ELBOW

Socket x Socket



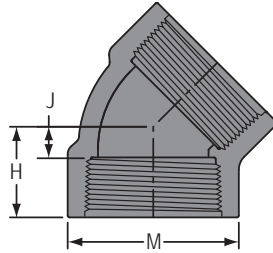
Part Number		Size	H	J	M	Approx. Wt. (Lbs.)	
PVC	CPVC					PVC	CPVC
818-020F	818-020CF	2	2-1/2	3/4	2-3/4	.42	.54
818-025F	818-025CF	2-1/2	2-3/4	3/4	3-7/16	.79	.69
818-030F	818-030CF	3	3	3/4	4-1/8	1.10	1.44
818-040F	818-040CF	4	3-1/8	7/8	5-3/16	1.90	1.96
818-045F	---	4-1/2	3-5/8	1-1/2	5-5/8	2.00	---
818-050F	818-050CF	5	3-15/16	15/16	6-5/16	2.98	3.22
818-060F	818-060CF	6	4-3/8	1-1/8	7-1/2	4.43	5.38
818-080F	818-080CF	8	4-1/2	1-1/4	9-5/8	8.73	10.52
818-100F	818-100CF	10	6-15/16	1-11/16	11-15/16	15.93	19.02
818-120F	818-120CF	12	8-1/16	1-13/16	14-1/8	24.66	29.25
818-140F	818-140CF	14	9-5/16	2-5/16	15-1/2	34.65	40.75
818-160F	818-160CF	16	10-11/16	2-11/16	17-11/16	50.85	59.47
818-180F	818-180CF	18	12-1/16	3-1/16	19-7/8	71.78	83.44
818-200F	818-200CF	20	13-1/2	3-1/2	22-1/16	119.89	99.90
818-240F	818-240CF	24	16-1/4	4-1/4	26-7/16	170.96	202.28



## PVC & CPVC SCHEDULE 80 FITTINGS, UNIONS, TANK ADAPTERS, EXPANSION JOINTS & SADDLES

### 45° ELBOW

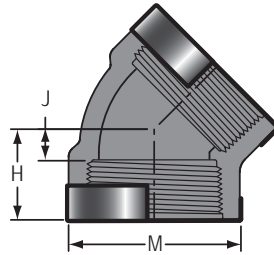
Fipt x Fipt



Part Number		Size	H	J	M	Approx. Wt. (Lbs.)	
PVC	CPVC					PVC	CPVC
819-002	819-002C	1/4	25/32	3/16	27/32	.03	.03
819-003	819-003C	3/8	13/16	3/16	1	.04	.04
819-005	819-005C	1/2	1-1/32	9/32	1-9/32	.07	.08
819-007	819-007C	3/4	1-3/32	13/32	1-3/8	.11	.07
819-010	819-010C	1	1-13/32	13/32	1-13/16	.16	.19
819-012	819-012C	1-1/4	1-7/16	7/16	2-3/16	.24	.25
819-015	819-015C	1-1/2	1-1/2	15/32	2-1/2	.31	.33
819-020	819-020C	2	1-23/32	21/32	3	.46	.48
819-025	819-025C	2-1/2	2-17/32	31/32	3-1/2	1.14	1.24
819-030	819-030C	3	2-23/32	1	4-9/32	1.78	1.92
819-040	819-040C	4	3-1/4	1-7/32	5-1/4	2.71	2.79

### SPECIAL REINFORCED 45° ELBOW

SR Fipt x SR Fipt



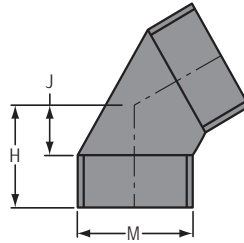
Part Number		Size	H	J	M	Approx. Wt. (Lbs.)	
PVC	CPVC					PVC	CPVC
819-007SR	819-007CSR	3/4	1-1/8	13/32	1-3/8	.10	.11

# PVC & CPVC SCHEDULE 80 FITTINGS, UNIONS, TANK ADAPTERS, EXPANSION JOINTS & SADDLES



## 60° ELBOW

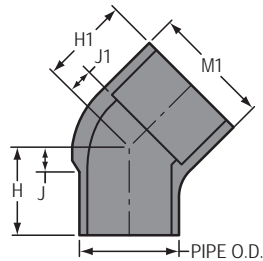
Socket x Socket



Part Number		Size	H	J	M	Approx. Wt. (Lbs.)	
PVC	CPVC					PVC	CPVC
824-005F	824-005CF	1/2	1-5/8	5/8	1-1/8	.13	.14
824-007F	824-007CF	3/4	1-11/16	11/16	1-3/8	.18	.09
824-010F	824-010CF	1	2	3/4	1-11/16	.33	.34
824-012F	824-012CF	1-1/4	2-1/2	1	2-1/16	.68	.69
824-015F	824-015CF	1-1/2	2-5/8	1-1/8	1-3/8	.74	.75
824-020F	824-020CF	2	3	1-1/4	2-13/16	.93	.59
824-025F	824-025CF	2-1/2	3-9/16	1-9/16	3-7/16	.73	.95
824-030F	824-030CF	3	4	1-3/4	4-1/8	2.53	1.34
824-040F	824-040CF	4	4-5/16	2-1/16	5-3/16	4.05	5.10
824-050F	824-050CF	5	5-3/8	2-3/8	6-5/16	7.08	7.39
824-060F	824-060CF	6	6-1/8	2-7/8	7-1/2	9.30	10.87
824-080F	824-080CF	8	7-3/4	3-1/2	9-5/8	18.81	19.49
824-100F	824-100CF	10	9-11/16	4-7/16	11-15/16	33.04	36.34
824-120F	824-120CF	12	11-5/16	5-1/16	14-1/8	31.51	63.05
824-140F	824-140CF	14	12-15/16	5-15/16	15-1/2	42.89	88.90
824-160F	824-160CF	16	14-13/16	6-13/16	17-11/16	108.07	126.09
824-180F	824-180CF	18	16-3/4	7-3/4	19-7/8	95.71	175.82
824-200F	---	20	23-11/16	13-11/16	22-1/16	239.76	---
---	824-200CF	20	26-5/8	16-5/8	22-1/16	---	247.63
824-240F	---	24	28-11/16	16-11/16	26-7/16	348.00	---
---	824-240CF	24	32-1/8	20-1/8	26-7/16	---	362.00

## 45° STREET ELBOW

Spigot x Socket



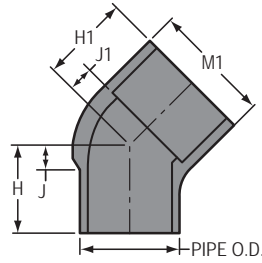
Part Number		Size	H	H1	J	J1	M1	Approx. Wt. (Lbs.)	
PVC	CPVC							PVC	CPVC
827-005	827-005C	1/2	1-9/32	1-5/16	11/32	7/16	1-3/16	.06	.06
827-007	827-007C	3/4	1-1/2	1-1/2	7/16	1/2	1-13/32	.10	.10
827-010	827-010C	1	1-19/32	1-11/16	13/32	19/32	1	.15	.16
827-012	827-012C	1-1/4	1-25/32	1-29/32	1/2	21/32	1-21/32	.22	.24
827-015	827-015C	1-1/2	2-1/32	2-1/8	19/32	25/32	2-11/32	.30	.32
827-020	827-020C	2	2-5/16	2-11/32	11/16	3/8	2-27/32	.44	.47
827-025	827-025C	2-1/2	3-11/16	2-9/16	1-11/16	13/16	3-1/2	1.09	1.29
827-030	827-030C	3	3-1/4	2-13/16	1-3/16	29/32	4-5/32	1.22	1.25
827-040	827-040C	4	3-13/16	3-13/16	1-9/32	1-9/16	5-1/4	2.15	2.20
827-060	827-060C	6	5-1/8	4-3/4	2-1/8	1-3/4	7-9/16	5.70	5.87
827-080	827-080C	8	6-5/8	5-31/32	2-19/32	1-3/4	9-3/4	10.53	10.51



## PVC & CPVC SCHEDULE 80 FITTINGS, UNIONS, TANK ADAPTERS, EXPANSION JOINTS & SADDLES

### 45° STREET ELBOW (continued)

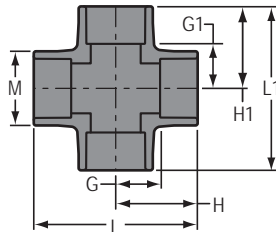
Spigot x Socket



Part Number		Size	H	H1	J	J1	M1	Approx. Wt. (Lbs.)	
PVC	CPVC							PVC	CPVC
827-100	827-100C	10	10-21/32	8-3/16	2-19/32	5-5/16	12-3/16	25.62	26.59
827-120	827-120C	12	13-1/4	9-11/16	6-3/8	3-3/32	14-13/32	45.44	46.00
827-140F	---	14	11-9/16	11-9/16	4-9/16	4-9/16	15-1/2	61.04	---
---	827-140CF	14	16-1/16	11-9/16	8-1/16	4-9/16	15-1/2	---	70.37
827-160F	827-160CF	16	18-5/16	13-5/16	9-5/16	5-5/16	17-11/16	78.40	90.40
827-180F	827-180CF	18	20-1/2	15	10-1/2	6	19-7/8	114.32	131.12
827-200F	827-200CF	20	22-3/4	16-3/4	11-3/4	6-3/4	22-1/16	156.53	153.18
827-240F	827-240CF	24	27-3/16	20-3/16	14-3/16	8-3/16	26-7/16	261.19	---

### CROSS

Socket x Socket x Socket x Socket



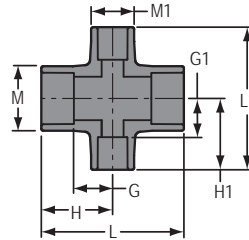
Part Number		Size	G	G1	H	H1	L	L1	M	Approx. Wt. (Lbs.)	
PVC	CPVC									PVC	CPVC
820-002	820-002C	1/4	13/32	13/32	1-1/32	1-1/32	2-1/16	2-1/16	27/32	.05	.05
820-005	820-005C	1/2	9/16	9/16	1-15/32	1-15/32	2-15/16	2-15/16	1-3/16	.13	.13
820-007	820-007C	3/4	5/8	5/8	1-5/8	1-5/8	3-9/32	3-9/32	1-13/32	.22	.21
820-010	820-010C	1	31/32	31/32	2-3/32	2-3/32	4-7/32	4-7/32	1-23/32	.39	.46
820-012	820-012C	1-1/4	1-3/32	1-3/32	2-3/8	2-3/8	4-3/4	4-3/4	2-1/8	.63	.65
820-015	820-015C	1-1/2	1-7/32	1-7/32	2-5/8	2-5/8	5-7/32	5-7/32	2-3/8	.79	.81
820-020	820-020C	2	1-1/2	1-1/2	3	3	6	6	3	1.34	1.38
820-025	820-025C	2-1/2	1-11/16	1-11/16	3-15/32	3-15/32	6-29/32	6-29/32	3-17/32	2.02	2.11
820-030	820-030C	3	2-3/32	2-3/32	3-31/32	3-31/32	7-15/16	7-15/16	4-11/32	3.30	3.39
820-040	820-040C	4	2-5/8	2-5/8	4-7/8	4-7/8	9-3/4	9-3/4	5-11/32	5.31	5.30
820-050F	820-050CF	5	5-1/2	5-1/2	8-1/2	8-1/2	17	17	6-5/16	14.69	15.06
820-060F	820-060CF	6	6-1/4	6-1/4	9-1/2	9-1/2	19	19	7-1/2	16.19	16.94
820-080F	820-080CF	8	7-5/8	7-5/8	11-7/8	11-7/8	23-3/4	23-3/4	9-5/8	28.22	40.50
820-100F	820-100CF	10	9	9	14-1/4	14-1/4	28-1/2	28-1/2	11-15/16	49.78	67.20
820-120F	820-120CF	12	11-1/4	11-1/4	17-1/2	17-1/2	35	35	14-1/8	80.83	107.80
820-140F	820-140CF	14	12-1/4	12-1/4	19-1/4	19-1/4	38-1/2	38-1/2	15-1/2	108.89	148.16
820-160F	820-160CF	16	13	13	21	21	42	42	17-11/16	156.80	180.80
820-180F	820-180CF	18	13-3/4	13-3/4	22-3/4	22-3/4	45-1/2	45-1/2	19-7/8	215.35	198.00
820-200F	820-200CF	20	16-3/8	16-3/8	26-3/8	26-3/8	52-3/4	52-3/4	22-1/16	300.00	249.75
820-240F	820-240CF	24	20-1/4	20-1/4	32-1/4	32-1/4	64-1/2	64-1/2	26-7/16	527.13	355.98

# PVC & CPVC SCHEDULE 80 FITTINGS, UNIONS, TANK ADAPTERS, EXPANSION JOINTS & SADDLES



## REDUCING CROSS

Socket x Socket x Socket x Socket



Part Number		Size	G	G1	H	H1	L	L1	M	M1	Approx. Wt. (Lbs.)	
PVC	CPVC										PVC	CPVC
820-130 <sup>1</sup>	820-130C <sup>1</sup>	1x1x1/2x1/2	1	1-7/16	2-1/8	2-3/8	4-7/32	4-3/4	1-23/32	1-23/32	.56	.59
820-131	820-131C	1x1x1/2x3/4	23/32	5/8	1-5/8	1-5/8	3-1/4	3-1/4	1-7/8	1-1/2	.30	.31
820-166 <sup>1</sup>	820-166C <sup>1</sup>	1-1/4x1-1/4x1/2x1/2	1-3/32	1-3/32	2-3/8	2-11/16	4-3/4	5-3/16	3-3/32	3-3/32	.82	.84
820-167	820-167C	1-1/4x1-1/4x3/4x3/4	1-1/16	23/32	2-1/16	1-31/32	4-3/32	3-31/32	2-1/16	1-13/32	.33	.35
820-209 <sup>1</sup>	820-209C <sup>1</sup>	1-1/2x1-1/2x1/2x1/2	1-7/32	1-7/32	2-21/32	2-31/32	5-1/4	5-15/16	2-3/8	2-3/8	1.18	1.21
820-210	820-210C	1-1/2x1-1/2x3/4x3/4	11/16	1-5/32	2-3/32	2-3/16	4-3/16	4-11/32	2-3/8	1-13/32	.40	.42
820-211 <sup>1</sup>	820-211C <sup>1</sup>	1-1/2x1-1/2x1x1	1-3/4	1-3/4	2-5/8	3	5-5/16	5-7/8	1-3/8	1-3/8	1.12	1.16
820-248	820-248C	2x2x3/4x3/4	11/16	1-7/16	2-7/32	2-7/16	4-13/32	4-7/8	2-29/32	1-13/32	.55	.56
820-251	---	2x2x1-1/2x1-1/2	1-1/2	2	3	3-3/8	6	6-3/4	2-7/8	2-7/8	1.72	---
820-289	820-289C	2-1/2x2-1/2x1x1	7/8	1-23/32	2-11/16	2-7/8	5-11/32	5-3/4	3-1/2	1-3/4	.97	1.00
820-291 <sup>1</sup>	820-291C <sup>1</sup>	2-1/2x2-1/2x1-1/2x1-1/2	1-11/16	2-15/32	3-7/16	3-27/32	6-7/8	7-23/32	3-9/16	3-9/16	2.83	2.97
820-336 <sup>1</sup>	820-336C <sup>1</sup>	3x3x1-1/4x1-1/4	2-3/32	3-1/8	3-31/32	4-3/8	7-29/32	8-3/4	4-3/16	4-3/16	4.23	4.46
820-338 <sup>1</sup>	820-338C <sup>1</sup>	3x3x2x2	2-3/32	2-27/32	3-31/32	4-5/16	7-29/32	8-5/8	4-13/32	4-5/16	4.23	4.46
820-420 <sup>1</sup>	820-420C <sup>1</sup>	4x4x2x2	2-5/8	3-13/16	4-7/8	5-11/32	9-3/4	10-21/32	5-11/32	5-7/32	7.33	7.83
820-420F	820-420CF	4x4x2x2	3-7/8	4-1/4	6-1/8	6	12-1/4	12	5-3/16	2-13/16	5.26	5.79
820-422 <sup>1</sup>	820-422C <sup>1</sup>	4x4x3x3	2-5/8	3-7/16	4-7/8	5-5/16	9-3/4	10-5/8	5-1/4	5-1/4	6.94	7.21
820-528F	820-528CF	6x6x2x2	4-5/8	5-3/16	7-7/8	6-15/16	15-3/4	13-7/8	7-1/2	2-13/16	7.19	8.70
820-530F	820-530CF	6x6x3x3	4-3/4	5-3/4	8	8	16	16	7-1/2	4-1/8	12.60	10.24
820-532F	820-532CF	6x6x4x4	5-1/4	6-3/4	8-1/2	9	17	18	7-1/2	5-3/16	14.54	15.93
820-533F	820-533CF	6x6x5x5	5-3/4	6-1/2	9	9-1/2	18	19	7-1/2	6-5/16	14.00	14.41
820-578F	820-578CF	8x8x2x2	4-11/16	6-1/8	8-15/16	7-7/8	17-7/8	15-3/4	9-5/8	2-13/16	11.30	15.90
820-580F	820-580CF	8x8x3x3	5-3/16	6-11/16	9-7/16	8-15/16	18-7/8	17-7/8	9-5/8	4-1/8	12.93	13.77
820-582F	820-582CF	8x8x4x4	5-3/4	7-11/16	10	9-15/16	20	19-7/8	9-5/8	5-3/16	21.87	24.71
820-585F	820-585CF	8x8x6x6	6-3/4	8-1/16	11	11-5/16	22	22-5/8	9-5/8	7-1/2	30.04	30.75
820-621F	820-621CF	10x10x2x2	4-3/8	7-1/8	9-5/8	8-7/8	19-1/4	17-11/16	11-15/16	2-13/16	19.45	27.78
820-622F	---	10x10x2-1/2x2-1/2	5-1/4	7-5/16	10-1/2	9-5/16	21	18-5/8	11-15/16	3-7/16	20.00	---
820-623F	820-623CF	10x10x3x3	4-7/8	7-11/16	10-1/8	9-15/16	20-1/4	19-13/16	11-15/16	4-1/8	21.42	30.16
820-624F	820-624CF	10x10x4x4	5-3/8	8-11/16	10-5/8	10-15/16	21-1/4	21-13/16	11-15/16	5-3/16	24.17	28.17
820-626F	820-626CF	10x10x6x6	5-7/8	9-1/16	11-1/8	12-5/16	22-1/4	24-5/8	11-15/16	7-1/2	40.79	38.61
820-628F	820-628CF	10x10x8x8	8-1/4	9-15/16	13-1/2	14-3/16	27	28-3/8	11-15/16	9-5/8	65.94	59.10
820-661F	820-661CF	12x12x2x2	4-3/4	8	11	9-3/4	22	19-1/2	14-1/8	2-13/16	29.32	44.02
820-663F	820-663CF	12x12x3x3	5-1/4	8-9/16	11-1/2	10-13/16	23	21-5/8	14-1/8	4-1/8	33.02	45.28
820-664F	820-664CF	12x12x4x4	5-3/4	9-9/16	12	11-13/16	24	23-5/8	14-1/8	5-3/16	33.78	42.60
820-666F	820-666CF	12x12x6x6	7-1/4	9-15/16	13-1/4	13-3/16	26-1/2	26-3/8	14-1/8	7-1/2	57.20	61.56
820-668F	820-668CF	12x12x8x8	8	10-13/16	14-1/4	15-1/16	28-1/2	30-1/8	14-1/8	9-5/8	66.12	73.35
820-670F	820-670CF	12x12x10x10	9-5/8	10-13/16	15-7/8	16-1/16	31-3/4	32-1/8	14-1/8	11-15/16	105.91	78.03
820-691F	820-691CF	14x14x2x2	5-3/16	8-9/16	12-3/16	10-5/16	24-3/8	20-5/8	15-1/2	2-13/16	38.49	45.02
820-693F	820-693CF	14x14x3x3	5-3/4	9-1/8	12-3/4	11-3/8	25-1/2	22-3/4	15-1/2	4-1/8	49.59	57.57

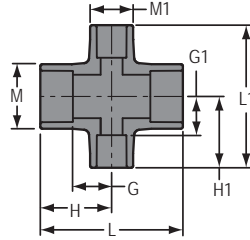
<sup>1</sup> Outlet sized with bushing



# PVC & CPVC SCHEDULE 80 FITTINGS, UNIONS, TANK ADAPTERS, EXPANSION JOINTS & SADDLES

## REDUCING CROSS (continued)

Socket x Socket x Socket x Socket



Part Number		Size	G	G1	H	H1	L	L1	M	M1	Approx. Wt. (Lbs.)	
PVC	CPVC										PVC	CPVC
820-694F	820-694CF	14x14x4x4	6-1/2	10-1/8	13-1/2	12-3/8	27	24-3/4	15-1/2	5-3/16	43.51	69.17
820-696F	820-696CF	14x14x6x6	8-1/4	10-1/2	15-1/4	13-3/4	30-1/2	27-1/2	15-1/2	7-1/2	78.72	63.15
820-698F	820-698CF	14x14x8x8	9-1/4	11-3/8	16-1/4	15-5/8	32-1/2	31-1/4	15-1/2	9-5/8	75.53	68.17
820-700F	820-700CF	14x14x10x10	10-1/8	11-3/8	17-1/8	16-5/8	34-1/4	33-1/4	15-1/2	11-15/16	95.66	89.80
820-702F	820-702CF	14x14x12x12	11	11-3/8	18	17-5/8	36	35-1/4	15-1/2	14-1/8	98.88	93.81
820-751F	820-751CF	16x16x2x2	5-7/8	9-1/2	13-7/8	11-1/4	27-3/4	22-1/2	17-11/16	2-13/16	55.64	71.71
820-752F	820-752CF	16x16x2-1/2x2-1/2	6	9-11/16	14	11-11/16	28	23-3/8	17-11/16	3-7/16	56.18	65.37
820-753F	820-753CF	16x16x3x3	6-5/16	10-1/16	14-5/16	12-5/16	28-5/8	24-5/8	17-11/16	4-1/8	58.72	67.39
820-754F	820-754CF	16x16x4x4	6-1/8	11-1/16	14-1/8	13-5/16	28-1/4	26-5/8	17-11/16	5-3/16	61.59	70.21
820-756F	820-756CF	16x16x6x6	8-5/8	11-7/16	16-5/8	14-11/16	33-1/4	29-3/8	17-11/16	7-1/2	93.13	90.09
820-758F	820-758CF	16x16x8x8	9-5/8	12-5/16	17-5/8	16-9/16	35-1/4	33-1/8	17-11/16	9-5/8	91.88	98.69
820-760F	820-760CF	16x16x10x10	10-5/8	12-5/16	18-5/8	17-9/16	37-1/4	35-1/8	17-11/16	11-15/16	104.59	103.85
820-762F	820-762CF	16x16x12x12	11-5/8	12-5/16	19-5/8	18-9/16	39-1/4	37-1/8	17-11/16	14-1/8	141.98	116.70
820-764F	820-764CF	16x16x14x14	12-3/4	12-11/16	20-3/4	19-11/16	41-1/2	39-3/8	17-11/16	15-1/2	129.00	135.00
820-784F	820-784CF	18x18x4x4	6-7/8	11-15/16	15-7/8	14-3/16	31-3/4	28-3/8	19-7/8	5-3/16	92.66	99.22
820-786F	820-786CF	18x18x6x6	8-1/2	12-5/16	17-1/2	15-9/16	35	31-1/8	19-7/8	7-1/2	118.63	122.13
820-788F	820-788CF	18x18x8x8	9-1/2	13-3/16	18-1/2	17-7/16	37	34-7/8	19-7/8	9-5/8	128.81	135.00
820-790F	820-790CF	18x18x10x10	10-1/2	13-3/16	19-1/2	18-7/16	39	36-7/8	19-7/8	11-15/16	130.87	150.90
820-792F	820-792CF	18x18x12x12	11-1/2	13-3/16	20-1/2	19-7/16	41	38-7/8	19-7/8	14-1/8	147.26	169.57
820-794F	820-794CF	18x18x14x14	12-3/4	13-9/16	21-3/4	20-9/16	43-1/2	41-1/8	19-11/16	15-1/2	164.25	165.78
820-796F	820-796CF	18x18x16x16	13-1/2	14-3/16	22-1/2	22-3/16	45	44-3/8	19-11/16	17-11/16	189.00	172.46
820-814F	820-814CF	20x20x4x4	7-11/16	12-7/8	17-11/16	15-1/8	35-3/8	30-1/4	22-1/16	5-3/16	115.50	116.55
820-816F	820-816CF	20x20x6x6	8-7/8	13-1/4	18-7/8	16-1/2	37-3/4	33	22-1/16	7-1/2	133.63	140.98
820-818F	820-818CF	20x20x8x8	9-7/8	14-1/8	19-7/8	18-3/8	39-3/4	36-3/4	22-1/16	9-5/8	153.30	151.48
820-820F	820-820CF	20x20x10x10	10-7/8	14-1/8	20-7/8	19-3/8	41-3/4	38-3/4	22-1/16	11-15/16	168.43	163.28
820-822F	820-822CF	20x20x12x12	11-7/8	14-1/8	21-7/8	20-3/8	43-3/4	40-3/4	22-1/16	14-1/8	186.06	176.50
820-824F	820-824CF	20x20x14x14	12-7/8	14-1/2	22-7/8	21-1/2	45-3/4	43	22-1/16	15-1/2	204.39	190.95
820-826F	820-826CF	20x20x16x16	14	15-1/8	24	23-1/8	48	46-1/4	22-1/16	17-11/16	230.10	210.27
820-828F	820-828CF	20x20x18x18	15	15	25	24	50	48	22-1/16	19-7/8	258.28	226.80
820-904F	820-904CF	24x24x4x4	9	14-11/16	21	16-15/16	42	33-7/8	26-7/16	5-3/16	192.22	195.97
820-906F	820-906CF	24x24x6x6	9-1/4	15-1/16	21-1/4	18-5/16	42-1/2	36-5/8	26-7/16	7-1/2	211.33	202.94
820-908F	820-908CF	24x24x8x8	10-1/4	15-15/16	22-1/4	20-3/16	44-1/2	40-3/8	26-7/16	9-5/8	221.76	236.29
820-910F	820-910CF	24x24x10x10	11-1/4	15-15/16	23-1/4	21-3/16	46-1/2	42-3/8	26-7/16	11-15/16	249.91	255.96
820-912F	820-912CF	24x24x12x12	12-1/4	15-15/16	24-1/4	22-3/16	48-1/2	44-3/8	26-7/16	14-1/8	279.88	280.93

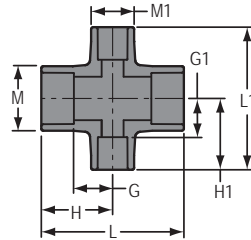


# PVC & CPVC SCHEDULE 80 FITTINGS, UNIONS, TANK ADAPTERS, EXPANSION JOINTS & SADDLES



## REDUCING CROSS (continued)

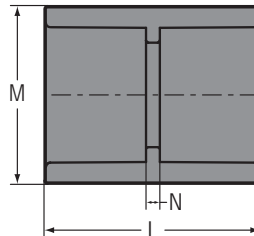
Socket x Socket x Socket x Socket



Part Number		Size	G	G1	H	H1	L	L1	M	M1	Approx. Wt. (Lbs.)	
PVC	CPVC										PVC	CPVC
820-914F	820-914CF	24x24x14x14	13-1/4	16-5/16	25-1/4	23-5/16	50-1/2	46-5/8	26-1/16	15-1/2	301.05	282.43
820-916F	820-916CF	24x24x16x16	14-3/4	16-15/16	26-3/4	24-15/16	53-1/2	49-7/8	26-7/16	17-11/16	329.60	306.44
820-918F	820-918CF	24x24x18x18	15-3/4	16-13/16	27-3/4	25-13/16	55-1/2	51-5/8	26-7/16	19-7/8	360.62	246.78
820-920F	820-920CF	24x24x20x20	16-3/4	18-3/16	28-3/4	28-3/16	57-1/2	56-3/8	26-7/16	22-1/16	398.22	351.60

## COUPLING

Socket x Socket



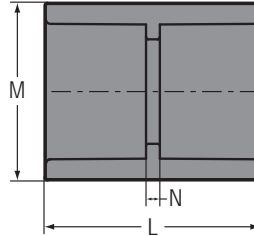
Part Number		Size	L	M	N	Approx. Wt. (Lbs.)	
PVC	CPVC					PVC	CPVC
829-002	829-002C	1/4	1-3/8	27/32	1/16	.02	.02
829-003	829-003C	3/8	1-5/8	1	3/16	.04	.04
829-005	829-005C	1/2	1-7/8	1-3/16	1/8	.05	.07
829-007	829-007C	3/4	2-1/8	1-13/32	1/8	.07	.10
829-010	829-010C	1	2-15/32	1-23/32	3/16	.13	.13
829-012	829-012C	1-1/4	2-23/32	2-7/32	7/32	.22	.23
829-015	829-015C	1-1/2	2-7/8	2-11/32	3/32	.21	.22
829-020	829-020C	2	3-1/8	2-27/32	3/32	.31	.32
829-025	829-025C	2-1/2	3-11/16	3-15/32	1/4	.55	.58
829-030	829-030C	3	3-31/32	4-5/32	3/16	.79	.82
829-040	829-040C	4	4-3/4	5-5/16	1/4	1.34	1.36
829-050	829-050C	5	5-21/32	6-3/8	3/16	2.06	2.21
829-050F	---	5	7-3/8	6-5/16	1-3/8	2.60	---
---	829-050CF	5	8	6-5/16	2	---	2.32
829-060	829-060C	6	6-3/8	7-9/16	1/4	3.39	3.93
829-080	829-080C	8	8-1/4	9-23/32	9/32	6.55	6.95
829-100	829-100C	10	10-9/32	12-1/16	1/4	11.76	12.31
829-100F	829-100CF	10	12-1/2	11-15/16	2	13.94	16.78
829-120	829-120C	12	12-3/8	14-7/32	3/8	19.39	20.05
829-120F	---	12	14-1/4	14-1/8	1-3/4	21.92	---



# PVC & CPVC SCHEDULE 80 FITTINGS, UNIONS, TANK ADAPTERS, EXPANSION JOINTS & SADDLES

## COUPLING (continued)

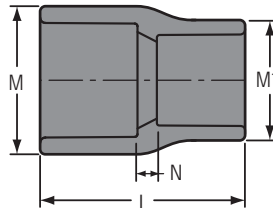
Socket x Socket



Part Number		Size	L	M	N	Approx. Wt. (Lbs.)	
PVC	CPVC					PVC	CPVC
---	829-120CF	12	15-1/4	14-1/8	2-3/4	---	27.71
829-140	829-140C	14	14-7/16	15-5/8	3/8	29.70	28.11
829-140F	---	14	16-1/4	15-1/2	2-1/4	29.70	---
----	829-140CF	14	16	15-1/2	2	---	33.33
829-160F	829-160CF	16	18-5/8	17-11/16	2-5/8	42.38	42.93
829-180F	829-180CF	18	22	19-7/8	4	63.81	72.89
829-200F	829-200CF	20	23-3/4	22-1/16	3-3/4	86.58	99.56
829-240F	829-240CF	24	29-1/4	26-7/16	5-1/4	147.22	---

## REDUCER COUPLING

Socket x Socket



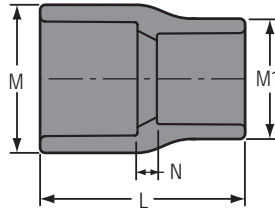
Part Number		Size	L	M	M1	N	Approx. Wt. (Lbs.)	
PVC	CPVC						PVC	CPVC
829-101	829-101C	3/4x1/2	2-3/32	1-13/32	1-5/32	7/32	.07	.07
829-130	829-130C	1x1/2	2-3/16	1-23/32	1-13/32	7/32	.11	.12
829-131	829-131C	1x3/4	2-13/32	1-23/32	1-13/32	1/4	.10	.10
829-166	829-166C	1-1/4x1/2	2-9/16	2-3/32	1-5/32	7/16	.13	.15
829-167	829-167C	1-1/4x3/4	2-19/32	2-3/32	1-5/8	11/32	.17	.18
829-168	829-168C	1-1/4x1	2-11/16	2-1/8	1-3/4	5/16	.17	.15
829-209	829-209C	1-1/2x1/2	2-27/32	2-11/32	1-3/16	19/32	.19	.20
829-210	829-210C	1-1/2x3/4	2-7/8	2-3/8	1-13/32	17/32	.21	.19
829-211	829-211C	1-1/2x1	2-7/8	2-11/32	1-15/16	3/8	.26	.25
829-212	829-212C	1-1/2x1-1/4	2-13/16	2-13/32	2-1/8	5/32	.22	.23
829-247	829-247C	2x1/2	3-3/32	2-7/8	1-5/32	11/16	.30	.31
829-248	829-248C	2x3/4	3-7/32	2-7/8	1-13/32	23/32	.30	.32
829-249	829-249C	2x1	3-1/8	2-7/8	1-23/32	17/32	.33	.35
829-250	829-250C	2x1-1/4	3-11/32	2-7/8	2-3/32	19/32	.31	.33
829-251	829-251C	2x1-1/2	3-7/32	2-27/32	2-11/32	1/4	.30	.31
829-290 <sup>1</sup>	829-290C <sup>1</sup>	2-1/2x1-1/4	3-29/32	3-1/2	2-3/8	15/16	.57	.59
829-291	829-291C	2-1/2x1-1/2	3-3/4	3-1/2	2-3/8	19/32	.51	.51
829-292	829-292C	2-1/2x2	3-21/32	3-15/32	2-27/32	13/32	.48	.51
829-335	829-335C	3x1	4-7/16	4-1/8	2-7/8	1-7/16	1.00	1.04
829-336 <sup>1</sup>	829-336C <sup>1</sup>	3x1-1/4	4-7/32	4-5/32	2-29/32	1-1/16	.94	.97
829-337 <sup>1</sup>	829-337C <sup>1</sup>	3x1-1/2	4-13/32	4-5/32	2-7/8	1-3/16	.94	.96

# PVC & CPVC SCHEDULE 80 FITTINGS, UNIONS, TANK ADAPTERS, EXPANSION JOINTS & SADDLES



## REDUCER COUPLING (continued)

Socket x Socket



Part Number		Size	L	M	M1	N	Approx. Wt. (Lbs.)	
PVC	CPVC						PVC	CPVC
829-338	829-338C	3x2	4	4-5/32	2-27/32	11/16	.68	.76
829-339	829-339C	3x2-1/2	3-27/32	4-3/16	3-1/2	3/16	1.26	.80
829-339F	829-339CF	3x2-1/2	6	4-1/16	3-7/16	1-3/4	.90	1.01
829-416 <sup>1</sup>	829-416C <sup>1</sup>	4x3/4	5-23/32	5-9/32	2-29/32	2-13/32	1.67	1.78
829-417 <sup>1</sup>	829-417C <sup>1</sup>	4x1	5-15/16	5-9/32	2-29/32	2-17/32	1.71	1.54
829-419 <sup>1</sup>	829-419C <sup>1</sup>	4x1-1/2	5-23/32	5-9/32	2-29/32	2-1/16	1.59	1.68
829-420	829-420C	4x2	5-1/2	5-9/32	2-7/8	1-25/32	1.45	1.50
829-421	829-421C	4x2-1/2	4-9/16	5-3/16	3-1/2	17/32	1.25	1.35
829-422	829-422C	4x3	4-5/8	5-1/4	4-1/8	1/2	1.25	1.33
829-460F	---	4-1/2x4	6-15/16	5-5/8	5-3/16	2-3/16	1.97	---
829-487F	---	5x2-1/2	8-1/8	6-1/4	5-3/16	3-5/8	2.64	---
829-488F	829-488CF	5x3	7-15/16	6-1/4	5-3/16	2-15/16	3.08	3.13
829-490F	829-490CF	5x4	7-3/4	6-1/4	5-3/16	2-1/2	2.09	2.53
829-491F	---	5x4-1/2	8-3/16	6-1/4	5-5/8	2-15/16	3.22	---
829-528 <sup>1</sup>	829-528C <sup>1</sup>	6x2	7-1/16	7-1/2	5	2-9/16	4.37	4.42
829-529 <sup>1</sup>	829-529C	6x2-1/2	6-31/32	7-19/32	5-9/32	2-3/16	4.30	4.72
829-530 <sup>1</sup>	829-530C <sup>1</sup>	6x3	7-1/8	7-9/16	5-9/32	2-1/4	4.07	4.25
829-530F	---	6x3	9-3/16	7-5/16	5-3/16	3-15/16	3.85	---
---	829-530CF	6x3	9-1/4	7-5/16	5-3/16	4-3/16	---	4.22
829-532	829-532C	6x4	6-5/8	7-5/8	5-5/16	1-7/16	3.28	3.45
829-533F	829-533CF	6x5	8-15/16	7-3/8	6-5/16	2-11/16	3.57	3.93
829-534F	---	6x4-1/2	9-5/16	7-5/16	5-5/8	3-9/16	3.22	---
829-579F	---	8x2-1/2	15	9-1/2	5-3/16	8-3/4	8.33	---
829-580F	---	8x3	14-15/16	9-1/2	5-3/16	8-11/16	7.95	---
---	829-580CF	8x3	15	9-1/2	5-3/16	8-7/8	---	8.74
829-582	829-582C	8x4	8-29/32	9-23/32	5-1/4	2-15/32	6.31	6.47
829-582F	829-582CF	8x4	14-5/8	9-1/2	5-3/16	8-1/8	8.17	9.36
829-583F	829-583CF	8x5	14-11/16	9-1/2	6-5/16	7-7/16	7.78	8.30
829-585	829-585C	8x6	8	9-3/4	7-1/2	1	6.16	6.48
829-621F	829-621CF	10x2	21-1/2	11-3/4	5-3/16	14-3/4	16.16	17.05
829-623F	829-623CF	10x3	21-7/16	11-3/4	5-3/16	14-3/16	15.77	17.18
---	829-623CF	10x3	21-1/2	11-3/4	5-3/16	14-7/16	---	20.10
829-624F	829-624CF	10x4	21-1/8	11-3/4	5-3/16	13-5/8	17.13	16.54
829-625F	829-625CF	10x5	21-3/16	11-3/4	6-5/16	12-15/16	16.38	16.94
829-626	829-626C	10x6	10-19/32	12-1/32	7-19/32	2-17/32	11.08	11.43
829-626F	---	10x6	17-1/2	11-3/4	7-1/2	9	14.72	---
---	829-626CF	10x6	17-5/8	11-3/4	7-1/2	9-1/8	---	15.00
829-628	829-628C	10x8	10-5/8	12	9-3/4	1-17/32	11.26	11.44
829-628F	---	10x8	13-1/4	11-3/4	9-5/8	3-3/4	11.42	---
---	829-628CF	10x8	13-3/8	11-3/4	9-5/8	3-7/8	---	12.00
829-664F	829-664CF	12x4	28-3/8	13-15/16	5-3/16	19-7/8	31.70	32.77
829-665F	829-665CF	12x5	28-7/16	13-15/16	6-5/16	19-3/16	27.25	33.24
829-666F	---	12x6	24-3/4	13-15/16	7-1/2	15-1/4	26.96	---
---	829-666CF	12x6	24-7/8	13-15/16	7-1/2	15-3/8	---	25.86
829-668	829-668C	12x8	12-5/8	14-7/32	9-3/4	2-7/16	17.92	19.26
829-668F	---	12x8	20-1/2	13-15/16	9-5/8	10	24.34	---

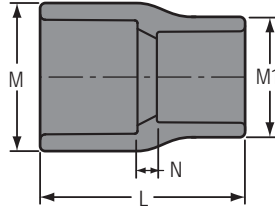
<sup>1</sup> Outlet sized with bushing



## PVC & CPVC SCHEDULE 80 FITTINGS, UNIONS, TANK ADAPTERS, EXPANSION JOINTS & SADDLES

### REDUCER COUPLING (continued)

Socket x Socket



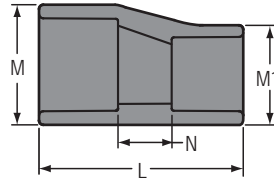
Part Number		Size	L	M	M1	N	Approx. Wt. (Lbs.)	
PVC	CPVC						PVC	CPVC
---	829-668CF	12x8	20-5/8	13-15/16	9-5/8	10-1/8	---	24.34
829-670F	829-670CF	12x10	16-3/8	13-15/16	11-15/16	4-7/8	18.92	20.77
829-694F	829-694CF	14x4	30-1/8	15-3/16	5-3/16	20-7/8	31.56	32.89
829-696F	---	14x6	26-1/2	15-3/16	7-1/2	16-1/4	29.65	---
---	829-696CF	14x6	26-5/8	15-3/16	7-1/2	16-3/8	---	47.58
829-698F	---	14x8	22-1/4	15-3/16	9-5/8	11	29.32	---
---	829-698CF	14x8	22-3/8	15-3/16	9-5/8	11-1/8	---	27.69
829-700F	829-700CF	14x10	18-1/8	15-3/16	11-15/16	5-7/8	22.90	26.86
829-702F	829-702CF	14x12	17-3/4	15-3/8	14-1/8	4-1/2	27.40	29.14
829-754F	829-754CF	16x4	38	17-3/8	5-3/16	27-3/4	50.97	50.97
829-756F	---	16x6	34-3/8	17-3/8	7-1/2	23-1/8	61.19	---
---	829-756CF	16x6	34-1/2	17-3/8	7-1/2	23-1/4	---	61.20
829-758F	---	16x8	30-1/8	17-3/8	9-5/8	17-7/8	52.73	---
---	829-758CF	16x8	30-1/4	17-3/8	9-5/8	18	---	54.00
829-760F	829-760CF	16x10	26	17-3/8	11-15/16	12-3/4	43.70	51.35
829-762F	829-762CF	16x12	20-1/4	17-3/8	14-1/8	6	34.25	65.63
829-764F	829-764CF	16x14	21-1/4	17-1/2	15-1/2	5-1/4	42.89	50.00
829-784F	829-784CF	18x4	47-3/8	19-11/16	5-3/16	36-1/8	104.77	107.14
829-786F	---	18x6	43-3/4	19-11/16	7-1/2	31-1/2	91.02	---
---	829-786CF	18x6	43-7/8	19-11/16	7-1/2	31-5/8	---	105.76
829-788F	---	18x8	39-1/2	19-11/16	9-5/8	26-1/4	86.65	---
---	829-788CF	18x8	39-5/8	19-11/16	9-5/8	26-3/8	---	101.60
829-790F	829-790CF	18x10	35-3/8	19-11/16	11-15/16	21-1/8	91.28	89.54
829-792F	829-792CF	18x12	29-5/8	19-11/16	14-1/8	14-3/8	73.27	76.67
829-794F	829-794CF	18x14	29-5/8	19-11/16	15-1/2	13-5/8	73.72	87.00
829-796F	829-796CF	18x16	23	19-11/16	17-11/16	6	55.09	63.70
829-814F	829-814CF	20x4	58	21-7/8	5-3/16	45-3/4	152.76	159.76
829-816F	---	20x6	54-1/2	21-7/8	7-1/2	41-1/8	136.93	---
---	829-816CF	20x6	54-1/2	21-7/8	7-1/2	41-1/4	---	158.17
829-818F	---	20x8	50-1/8	21-7/8	9-5/8	35-7/8	144.26	---
---	829-818CF	20x8	50-1/4	21-7/8	9-5/8	36	---	154.50
829-820F	829-820CF	20x10	46	21-7/8	11-15/16	30-3/4	139.44	146.56
829-822F	829-822CF	20x12	40-1/4	21-7/8	14-1/8	24	119.04	137.46
829-824F	829-824CF	20x14	40-1/4	21-7/8	15-1/2	23-1/4	118.17	---
829-826F	829-826CF	20x16	33-5/8	21-7/8	17-11/16	15-5/8	100.87	115.51
829-828F	829-828CF	20x18	25-1/2	21-7/8	19-7/8	6-1/2	79.76	---
829-904F	829-904CF	24x4	71-1/2	26-1/16	5-3/16	57-1/4	231.96	241.69
829-906F	---	24x6	67-7/8	26-1/16	7-1/2	52-5/8	229.16	---
---	829-906CF	24x6	68	26-1/16	7-1/2	52-3/4	---	240.34
829-908F	---	24x8	63-5/8	26-1/16	9-5/8	47-3/8	223.42	---
---	829-908CF	24x8	63-3/4	26-1/16	9-5/8	47-1/2	---	236.18
829-910F	829-910CF	24x10	59-1/2	26-1/16	11-15/16	42-1/4	218.80	270.28
829-912F	829-912CF	24x12	53-3/4	26-1/16	14-1/8	35-1/2	192.82	219.13
829-914F	829-914CF	24x14	53-3/4	26-1/16	15-1/2	34-3/4	225.10	---
829-916F	829-916CF	24x16	47-1/8	26-1/16	17-11/16	27-1/8	171.54	179.54
829-918F	829-918CF	24x18	39	26-1/16	19-7/8	18	147.20	167.74
829-920F	829-920CF	24x20	30-5/8	26-1/16	22-1/16	8-5/8	116.56	139.32

# PVC & CPVC SCHEDULE 80 FITTINGS, UNIONS, TANK ADAPTERS, EXPANSION JOINTS & SADDLES



## ECCENTRIC REDUCER COUPLING

Socket x Socket



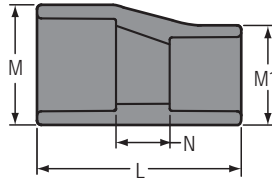
Part Number		Size	L	M	M1	N	Approx. Wt. (Lbs.)	
PVC	CPVC						PVC	CPVC
829-101FE	829-101CFE	3/4x1/2	3-3/8	1-3/8	1-1/8	1-5/8	.09	.09
829-130FE	829-130CFE	1x1/2	3-1/2	1-5/8	1-1/8	1-1/2	.12	.11
829-168FE	829-168CFE	1-1/4x1	5-1/8	2	1-11/16	2-3/8	.24	.30
829-209FE	829-209CFE	1-1/2x1/2	7-1/8	2-1/4	1-1/8	4-7/8	.30	.33
829-210FE	829-210CFE	1-1/2x3/4	7-5/8	2-1/4	1-3/8	5-1/8	.33	.34
829-211FE	829-211CFE	1-1/2x1	5-3/8	2-1/4	1-11/16	2-5/8	.33	.35
829-212FE	829-212CFE	1-1/2x1-1/4	5-1/4	2-5/16	2-1/16	2-1/4	.37	.33
829-249FE	829-249CFE	2x1	6-1/8	2-3/4	1-11/16	3-1/8	.39	.37
829-250FE	829-250CFE	2x1-1/4	6-1/8	2-3/4	2-1/16	2-7/8	.37	.46
829-251FE	829-251CFE	2x1-1/2	6	2-3/4	2-5/16	2-3/4	.46	.47
829-289FE	829-289CFE	2-1/2x1	10-5/8	3-5/16	1-11/16	7-3/8	.88	.90
829-290FE	829-290CFE	2-1/2x1-1/4	10-5/8	3-5/16	2-1/16	7-1/8	.91	1.15
829-291FE	829-291CFE	2-1/2x1-1/2	10-1/2	3-5/16	2-5/16	7	.91	1.24
829-292FE	829-292CFE	2-1/2x2	6-7/8	3-5/16	2-13/16	3-1/8	.68	.86
829-335FE	829-335CFE	3x1	11-7/8	3-15/16	1-11/16	8-3/8	1.17	1.58
829-336FE	829-336CFE	3x1-1/4	11-7/8	3-15/16	2-1/16	8-1/8	1.10	1.27
829-337FE	829-337CFE	3x1-1/2	11-3/4	3-15/16	2-5/16	8	1.28	1.41
829-338FE	829-338CFE	3x2	5-7/8	4-5/32	2-7/8	2-15/32	1.01	1.07
829-339FE	829-339CFE	3x2-1/2	7-1/4	4-1/16	3-7/16	3	1.12	1.26
829-417FE	829-417CFE	4x1	17	5-1/8	1-11/16	13-1/2	2.75	3.48
829-418FE	829-418CFE	4x1-1/4	17	5-1/8	2-1/16	13-1/4	2.65	3.00
829-419FE	829-419CFE	4x1-1/2	16-7/8	5-1/8	2-5/16	13-1/8	3.10	2.60
829-420FE	829-420CFE	4x2	13-1/4	5-1/8	2-13/16	9-1/4	2.83	2.47
829-421FE	829-421CFE	4x2-1/2	12-3/8	5-1/8	3-7/16	8-1/8	2.42	2.58
829-422FE	829-422CFE	4x3	8-3/4	5-1/8	4-1/8	4-1/4	1.70	2.04
829-528FE	829-528CFE	6x2	20-7/8	7-5/16	2-13/16	15-7/8	5.86	7.02
829-529FE	829-529CFE	6x2-1/2	20	7-5/16	3-7/16	14-3/4	5.77	7.48
829-530FE	829-530CFE	6x3	16-3/8	7-5/16	4-1/8	10-7/8	6.24	6.16
829-532FE	829-532CFE	6x4	11-1/8	7-5/16	5-3/16	5-5/8	3.39	4.43
829-533FE	829-533CFE	6x5	11-1/4	7-3/8	6-5/16	5	4.32	6.44
829-578FE	829-578CFE	8x2	30-5/8	9-1/2	2-13/16	24-5/8	11.96	17.32
829-580FE	829-580CFE	8x3	26-1/8	9-1/2	4-1/8	19-5/8	11.13	16.42
829-582FE	829-582CFE	8x4	20-7/8	9-1/2	5-3/16	14-3/8	11.54	13.59
829-583FE	829-583CFE	8x5	21	9-1/2	6-5/16	13-3/4	10.77	11.81
829-585FE	829-585CFE	8x6	15-1/4	9-1/2	7-1/2	7-3/4	8.41	9.78
829-624FE	829-624CFE	10x4	32	11-3/4	5-3/16	24-1/2	25.43	29.89
829-625FE	829-625CFE	10x5	32-1/8	11-3/4	6-5/16	23-7/8	22.82	27.68
829-626FE	829-626CFE	10x6	26-3/8	11-3/4	7-1/2	17-7/8	22.31	25.59
829-628FE	829-628CFE	10x8	18-1/16	11-3/4	9-5/8	8-9/16	14.78	17.28
829-664FE	829-664CFE	12x4	43-1/2	13-15/16	5-3/16	35	42.54	56.73



## PVC & CPVC SCHEDULE 80 FITTINGS, UNIONS, TANK ADAPTERS, EXPANSION JOINTS & SADDLES

### ECCENTRIC REDUCER COUPLING (continued)

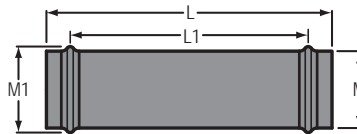
Socket x Socket



Part Number		Size	L	M	M1	N	Approx. Wt. (Lbs.)	
PVC	CPVC						PVC	CPVC
829-665FE	829-665CFE	12x5	43-5/8	13-15/16	6-5/16	34-3/8	41.73	42.50
829-666FE	829-666CFE	12x6	37-7/8	13-15/16	7-1/2	28-3/8	35.33	52.43
829-668FE	829-668CFE	12x8	29-9/16	13-15/16	9-5/8	19-1/16	32.68	34.80
829-670FE	829-670CFE	12x10	20-5/8	13-15/16	11-15/16	9-1/8	24.89	26.06
829-696FE	829-696CFE	14x6	41-3/8	15-3/16	7-1/2	31-1/8	56.76	67.95
829-698FE	829-698CFE	14x8	33-1/16	15-3/16	9-5/8	21-13/16	53.73	39.32
829-700FE	829-700CFE	14x10	24-1/8	15-3/16	11-15/16	11-7/8	51.42	60.41
829-702FE	829-702CFE	14x12	20-1/8	15-3/8	14-1/8	6-7/8	30.11	41.52
829-756FE	829-756CFE	16x6	54-1/4	17-1/2	7-1/2	43	113.09	96.99
829-758FE	829-758CFE	16x8	45-15/16	17-1/2	9-5/8	33-11/16	69.73	91.61
829-760FE	829-760CFE	16x10	37	17-1/2	11-15/16	23-3/4	59.25	85.11
829-762FE	829-762CFE	16x12	33	17-1/2	14-1/8	18-3/4	63.26	71.78
829-764FE	829-764CFE	16x14	24-5/8	17-1/2	15-1/2	9-5/8	45.99	59.26
829-786FE	829-786CFE	18x6	69-1/4	19-11/16	7-1/2	57	145.31	164.92
829-788FE	829-788CFE	18x8	60-15/16	19-11/16	9-5/8	47-11/16	140.24	152.22
829-790FE	829-790CFE	18x10	52	19-11/16	11-15/16	37-3/4	109.43	148.37
829-792FE	829-792CFE	18x12	48	19-11/16	14-1/8	32-3/4	118.07	132.56
829-794FE	829-794CFE	18x14	39-5/8	19-11/16	15-1/2	23-5/8	97.05	111.06
829-796FE	829-796CFE	18x16	28-5/8	19-11/16	17-11/16	11-5/8	66.94	85.64

### FABRICATED REPAIR COUPLING

Gasket x Gasket



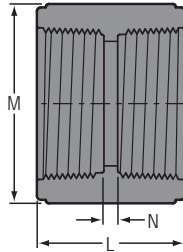
Part Number		Size	L	L1	M	M1	Approx. Wt. (Lbs.)	
PVC	CPVC						PVC	CPVC
828-020F	828-020CF	2	9-1/8	6	2-13/16	3-3/16	.79	.97
828-030F	828-030CF	3	15-1/2	11	4-1/8	4-5/8	3.26	3.39
828-040F	828-040CF	4	19-1/2	15-5/8	5-3/16	5-13/16	5.82	6.54
828-060F	828-060CF	6	23	16	7-1/2	8-1/8	12.61	13.41
828-080F	828-080CF	8	26-5/8	19-11/16	9-5/8	10-3/8	21.39	21.45
828-100F	828-100CF	10	29	21	10-3/4	12-1/4	32.98	---
828-120F	828-120CF	12	30	22-1/2	14-1/8	16-1/8	46.66	---
828-140F	828-140CF	14	19	11-1/2	15-1/2	16-3/8	39.40	45.50
828-160F	828-160CF	16	21-5/8	12-3/8	17-11/16	18-3/4	57.20	60.00

# PVC & CPVC SCHEDULE 80 FITTINGS, UNIONS, TANK ADAPTERS, EXPANSION JOINTS & SADDLES



## COUPLING

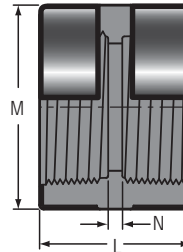
Fipt x Fipt



Part Number		Size	L	M	N	Approx. Wt. (Lbs.)	
PVC	CPVC					PVC	CPVC
830-002	830-002C	1/4	1-11/32	13/16	5/32	.03	.02
830-003	830-003C	3/8	1-15/32	1	9/32	.04	.04
830-005	830-005C	1/2	1-5/8	1-9/32	1/4	.07	.07
830-007	830-007C	3/4	1-11/16	1-5/8	3/32	.09	.09
830-010	830-010C	1	2-3/32	1-15/16	1/8	.15	.15
830-012	830-012C	1-1/4	2-3/16	2-9/32	5/32	.21	.22
830-015	830-015C	1-1/2	2-1/4	2-17/32	5/16	.29	.30
830-020	830-020C	2	2-7/32	3	7/32	.33	.35
830-025	830-025C	2-1/2	3-5/16	3-9/16	1/8	.68	.71
830-030	830-030C	3	3-1/2	4-3/8	11/16	1.12	1.12
830-040	830-040C	4	3-21/32	5-13/32	7/32	1.49	1.61
830-060F	830-060CF	6	3-3/4	7-3/16	3/4	1.65	1.76
830-080F	830-080CF	8	4-1/2	9-3/8	1-1/16	2.84	3.33

## SPECIAL REINFORCED COUPLING

SR Fipt x SR Fipt



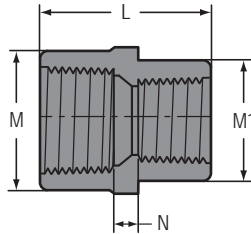
Part Number		Size	L	M	N	Approx. Wt. (Lbs.)	
PVC	CPVC					PVC	CPVC
830-005SR	830-005CSR	1/2	1-19/32	1-7/32	9/32	.06	.06
830-007SR	830-007CSR	3/4	1-5/8	1-3/8	1/8	.07	.07
830-010SR	830-010CSR	1	1-15/16	1-23/32	1/16	.13	.13
830-012SR	830-012CSR	1-1/4	2-1/16	2-1/16	5/16	.17	.17
830-015SR	830-015CSR	1-1/2	2-5/32	2-7/16	11/32	.27	.25
830-020SR	830-020CSR	2	2-1/4	3-1/32	1/4	.37	.39



# PVC & CPVC SCHEDULE 80 FITTINGS, UNIONS, TANK ADAPTERS, EXPANSION JOINTS & SADDLES

## REDUCER COUPLING

Fipt x Fipt

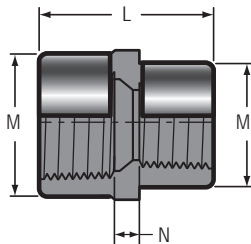


Part Number		Size	L	M	M1	N	Approx. Wt. (Lbs.)	
PVC	CPVC						PVC	CPVC
830-072 <sup>1</sup>	830-072C <sup>1</sup>	1/2x1/4	1-31/32	1-5/16	1-5/32	5/8	.07	.08
830-073 <sup>1</sup>	830-073C <sup>1</sup>	1/2x3/8	1-29/32	1-7/32	1-7/32	19/32	.06	.08
830-101	830-101C	3/4x1/2	1-23/32	1-3/8	1-7/32	7/32	.07	.08
830-211 <sup>1</sup>	---	1-1/2x1	2-7/8	2-11/32	2-11/32	1-1/32	.27	---

<sup>1</sup> Outlet sized with bushing

## SPECIAL REINFORCED REDUCER COUPLING

SR Fipt x SR Fipt



Part Number		Size	L	M	M1	N	Approx. Wt. (Lbs.)	
PVC	CPVC						PVC	CPVC
830-101SR	830-101CSR	3/4x1/2	1-23/32	1-3/8	1-7/32	7/32	.08	.09
830-130SR	830-130CSR	1x1/2	2-1/4	1-23/32	1-7/32	21/32	.16	.17
830-131SR	830-131CSR	1x3/4	2-13/32	1-23/32	1-3/8	23/32	.14	.17
830-210SR	830-210CSR	1-1/2x3/4	2-7/8	2-7/16	1-3/8	1-7/32	.28	.29
830-211SR	830-211CSR	1-1/2x1	2-15/16	2-7/16	1-11/16	7/16	.35	.36
830-212SR	830-212CSR	1-1/2x1-1/4	2-7/8	2-1/2	2-3/32	15/16	.33	.34
830-249SR	830-249CSR	2x1	3-3/16	3	1-23/32	1-17/32	.46	.48
830-251SR	830-251CSR	2x1-1/2	3-1/4	3	2-7/16	1-7/16	.43	.52

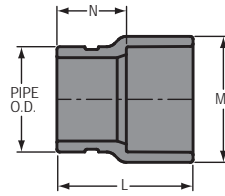


# PVC & CPVC SCHEDULE 80 FITTINGS, UNIONS, TANK ADAPTERS, EXPANSION JOINTS & SADDLES



## GROOVED COUPLING ADAPTER

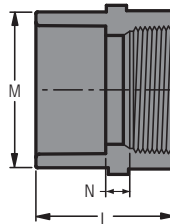
Groove x Socket



Part Number		Size	L	M1	N	Approx. Wt. (Lbs.)	
PVC	CPVC					PVC	CPVC
833-012	833-012C	1-1/4	2-13/16	2-1/16	1-9/16	.18	.17
833-015	833-015C	1-1/2	2-29/32	2-11/32	1-1/2	.19	.20
833-020	833-020C	2	3-1/16	2-7/8	1-9/16	.29	.30
833-025	833-025C	2-1/2	3-3/8	3-1/2	1-5/8	.49	.52
833-030	833-030C	3	3-9/16	4-3/16	1-11/16	.68	.72
833-040	833-040C	4	4-17/32	5-1/4	2-9/32	1.28	1.38
833-050F	833-050CF	5	7	6-5/16	4	2.14	2.35
833-060	833-060C	6	5-5/16	7-9/16	2-5/16	2.78	3.00
833-080F	833-080CF	8	8-3/16	9-5/8	3-15/16	6.19	7.16
833-100F	833-100CF	10	9-7/8	11-15/16	4-5/8	10.62	10.72
833-120F	833-120CF	12	10-7/8	14-1/8	4-5/8	21.92	24.11

## FEMALE ADAPTER

Socket x Fipt



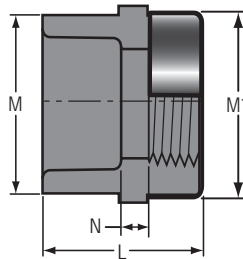
Part Number		Size	L	M	N	Approx. Wt. (Lbs.)	
PVC	CPVC					PVC	CPVC
835-002	835-002C	1/4	1-11/32	27/32	3/32	.02	.02
835-003	835-003C	3/8	1-15/32	1	3/32	.04	.04
835-005	835-005C	1/2	1-23/32	1-5/32	3/32	.05	.06
835-007	835-007C	3/4	1-27/32	1-13/32	3/32	.07	.08
835-010	835-010C	1	2-1/8	1-23/32	3/32	.11	.14
835-012	835-012C	1-1/4	2-5/16	2-3/32	3/32	.16	.22
835-015	835-015C	1-1/2	2-1/2	2-11/32	3/32	.20	.21
835-020	835-020C	2	3	3-1/32	1/4	.41	.42
835-025	835-025C	2-1/2	3-1/4	3-9/16	7/32	.63	.67
835-030	835-030C	3	3-15/32	4-1/4	3/16	.74	.76
835-040	835-040C	4	3-31/32	5-7/32	1/4	1.19	1.71
835-060	835-060C	6	4-31/32	7-21/32	5/16	3.12	3.22
835-080	835-080C	8	6-5/32	9-23/32	1/4	5.19	5.39
835-080F	835-080CF	8	8-9/16	9-5/8	2-9/16	6.19	6.56
835-100F	835-100CF	10	10-1/4	11-15/16	3	10.88	11.59
835-120F	835-120CF	12	11-1/8	14-1/8	2-5/8	16.56	20.00



## PVC & CPVC SCHEDULE 80 FITTINGS, UNIONS, TANK ADAPTERS, EXPANSION JOINTS & SADDLES

### SPECIAL REINFORCED FEMALE ADAPTER

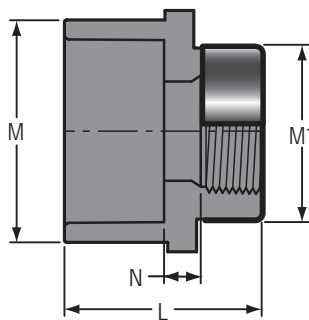
Socket x SR Fipt



Part Number		Size	L	M	M1	N	Approx. Wt. (Lbs.)	
PVC	CPVC						PVC	CPVC
835-002SR	835-002CSR	1/4	1-13/32	27/32	27/32	3/32	.03	.03
835-003SR	835-003CSR	3/8	1-15/32	15/16	31/32	3/32	.04	.04
835-005SR	835-005CSR	1/2	1-3/4	1-5/32	1-3/16	3/16	.06	.07
835-007SR	835-007CSR	3/4	1-7/8	1-13/32	1-3/8	3/32	.08	.09
835-010SR	835-010CSR	1	2-1/8	1-11/16	1-23/32	3/32	.13	.14
835-012SR	835-012CSR	1-1/4	2-5/16	2-3/32	2-1/16	3/32	.18	.20
835-015SR	835-015CSR	1-1/2	2-7/16	2-13/32	2-7/16	7/32	.26	.28
835-020SR	835-020CSR	2	2-23/32	3	3-1/32	1/4	.44	.45
835-025SR	835-025CSR	2-1/2	3-1/4	3-9/16	3-9/16	11/32	.68	.70
835-030SR	835-030CSR	3	3-1/2	4-1/4	4-9/32	7/32	.96	1.01
835-040SR	835-040CSR	4	3-31/32	5-7/32	5-1/4	7/32	1.29	1.35
835-060SR	835-060CSR	6	4-31/32	7-5/8	7-21/32	1/4	3.17	3.25

### SPECIAL REINFORCED REDUCING FEMALE ADAPTER

Socket x SR Fipt



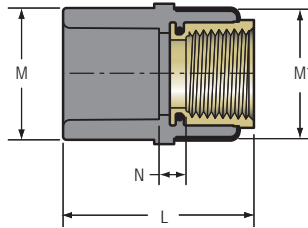
Part Number		Size	L	M	M1	N	Approx. Wt. (Lbs.)	
PVC	CPVC						PVC	CPVC
835-074SR	835-074CSR	1/2x3/4	1-3/4	1-3/16	1-3/8	7/32	.07	.08
835-101SR	835-101CSR	3/4x1/2	1-7/8	1-3/8	1-3/16	3/16	.07	.08
835-102SR	835-102CSR	3/4x1	2-1/16	1-7/16	1-11/16	7/32	.12	.13
835-130SR	835-130CSR	1x1/2	2	1-11/16	1-3/16	7/32	.10	.11
835-131SR	835-131CSR	1x3/4	2-3/32	1-3/4	1-3/8	1/4	.12	.13

# PVC & CPVC SCHEDULE 80 FITTINGS, UNIONS, TANK ADAPTERS, EXPANSION JOINTS & SADDLES



## TRANSITION FEMALE ADAPTER

Socket x Brass Fipt  
Dimensions Also Applicable to 835-XXXSS

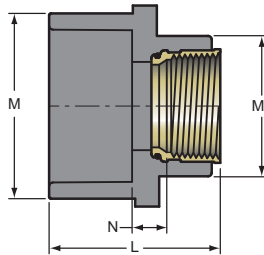


Part Number		Size	L	M	M1	N	Approx. Wt. (Lbs.)	
PVC	CPVC						PVC	CPVC
835-005BR	835-005CBR	1/2	1-25/32	1-5/32	1-7/32	5/8	.11	.12
835-007BR	835-007CBR	3/4	2	1-13/32	1-3/8	3/8	.23	.24
835-010BR	835-010CBR	1	2-7/32	1-3/4	1-11/16	13/32	.25	.31
835-012BR	835-012CBR	1-1/4	2-3/8	2-3/32	2-1/16	3/8	.35	.36
835-015BR	835-015CBR	1-1/2	2-17/32	2-13/32	2-7/16	13/32	.46	.48
835-020BR	835-020CBR	2	2-25/32	2-7/8	3-3/16	7/16	1.03	1.05

Not intended to convey or dispense water for human consumption through drinking or cooking

## TRANSITION REDUCING FEMALE ADAPTER

Socket x Brass Fipt

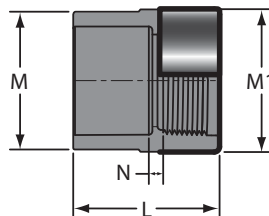


Part Number		Size	L	M	M1	N	Approx. Wt. (Lbs.)	
PVC	CPVC						PVC	CPVC
835-101BR	835-101CBR	3/4x1/2	2-1/32	1-7/16	1-3/16	15/32	.17	.18

Not intended to convey or dispense water for human consumption through drinking or cooking

## ENCAPSULATED SPECIAL REINFORCED FEMALE ADAPTER

Socket x ESR Fipt



Part Number		Size	L	M	M1	N	Approx. Wt. (Lbs.)	
PVC	CPVC						PVC	CPVC
835-002ESR	835-002CESR	1/4	1-1/2	27/32	29/32	3/32	.04	.05
835-003ESR	835-003CESR	3/8	1-17/32	15/16	1-1/32	3/16	.04	.04
835-005ESR	835-005CESR	1/2	1-7/8	1-3/16	1-9/32	9/32	.08	.07
835-007ESR	835-007CESR	3/4	2	1-13/32	1-15/32	1/8	.10	.11

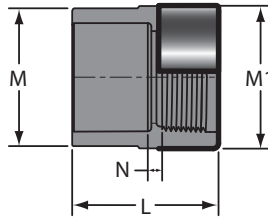
NOT FOR DISTRIBUTION OF COMPRESSED AIR OR GAS  
Progressive Products from Spears® Innovation and Technology



# PVC & CPVC SCHEDULE 80 FITTINGS, UNIONS, TANK ADAPTERS, EXPANSION JOINTS & SADDLES

## ENCAPSULATED SPECIAL REINFORCED FEMALE ADAPTER (continued)

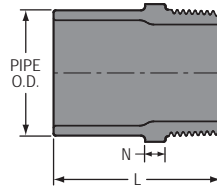
Socket x ESR Fipt



Part Number		Size	L	M	M1	N	Approx. Wt. (Lbs.)	
PVC	CPVC						PVC	CPVC
835-010ESR	835-010CESR	1	2-1/4	1-3/4	1-13/16	1/8	.13	.15
835-012ESR	835-012CESR	1-1/4	2-7/16	2-1/8	2-5/32	3/16	.21	.22
835-015ESR	835-015CESR	1-1/2	2-9/16	2-13/32	2-1/2	1/4	.29	.31
835-020ESR	835-020CESR	2	2-27/32	3	3-3/32	13/32	.46	.49

## MALE ADAPTER

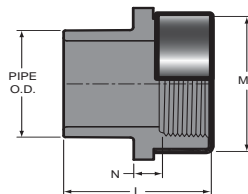
Spigot x Mipt



Part Number		Size	L	N	Approx. Wt. (Lbs.)	
PVC	CPVC				PVC	CPVC
861-005	861-005C	1/2	1-13/16	5/16	.03	.03
861-007	861-007C	3/4	1-31/32	5/16	.05	.05
861-010	861-010C	1	2-3/32	1/4	.07	.08
861-131	861-131C	1x3/4	2	1/4	.07	.07
861-012	861-012C	1-1/4	2-9/32	9/32	.11	.13
861-015	861-015C	1-1/2	2-5/8	11/32	.15	.15
861-020	861-020C	2	2-13/16	13/32	.23	.24

## SPECIAL REINFORCED SPIGOT FEMALE ADAPTER

Spigot x SR Fipt



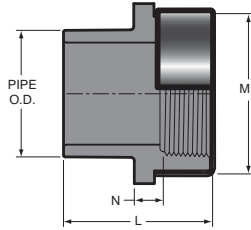
Part Number		Size	L	M1	N	Approx. Wt. (Lbs.)	
PVC	CPVC					PVC	CPVC
878-005SR	878-005CSR	1/2	1-3/4	1-3/16	5/32	.05	.06
878-007SR	878-007CSR	3/4	1-15/16	1-3/8	3/16	.07	.08
878-010SR	878-010CSR	1	2-1/4	1-11/16	7/32	.13	.13
878-012SR	878-012CSR	1-1/4	2-15/32	2-1/16	1/4	.18	.19
878-015SR	878-015CSR	1-1/2	2-21/32	2-7/16	13/32	.25	.26

# PVC & CPVC SCHEDULE 80 FITTINGS, UNIONS, TANK ADAPTERS, EXPANSION JOINTS & SADDLES



## SPECIAL REINFORCED SPIGOT FEMALE ADAPTER (continued)

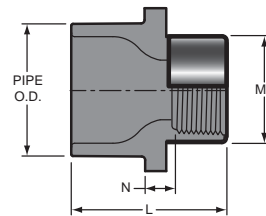
Spigot x SR Fipt



Part Number		Size	L	M1	N	Approx. Wt. (Lbs.)	
PVC	CPVC					PVC	CPVC
878-020SR	878-020CSR	2	2-13/16	3	3/8	.39	.40
878-030SR	878-030CSR	3	3-27/32	4-9/32	17/32	.91	.97
878-040SR	878-040CSR	4	4-3/8	5-1/4	5/8	1.36	1.42

## SPECIAL REINFORCED REDUCING SPIGOT FEMALE ADAPTER

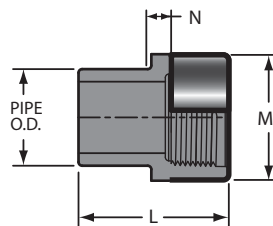
Spigot x SR Fipt



Part Number		Size	L	M1	N	Approx. Wt. (Lbs.)	
PVC	CPVC					PVC	CPVC
878-072SR	878-072CSR	1/2x1/4	1-13/32	27/32	3/16	.03	.03
878-098SR	878-098CSR	3/4x1/4	1-27/32	27/32	7/32	.05	.06
878-128SR	878-128CSR	1x1/4	2-3/8	27/32	21/32	.08	.09

## ENCAPSULATED SPECIAL REINFORCED SPIGOT FEMALE ADAPTER

Spigot x ESR Fipt



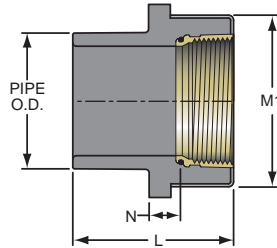
Part Number		Size	L	M1	N	Approx. Wt. (Lbs.)	
PVC	CPVC					PVC	CPVC
878-005ESR	878-005CESR	1/2	1-7/8	1-9/32	3/16	.06	.07
878-007ESR	878-007CESR	3/4	2-1/16	1-15/32	3/8	.09	.09
878-010ESR	878-010CESR	1	2-3/8	1-25/32	11/32	.14	.15
878-012ESR	878-012CESR	1-1/4	2-19/32	2-5/32	5/16	.20	.20
878-015ESR	878-015CESR	1-1/2	2-3/4	2-1/2	13/32	.27	.29
878-020ESR	878-020CESR	2	2-15/16	3-3/32	5/16	.41	.44



# PVC & CPVC SCHEDULE 80 FITTINGS, UNIONS, TANK ADAPTERS, EXPANSION JOINTS & SADDLES

## TRANSITION FEMALE ADAPTER

Spigot x Brass Fipt

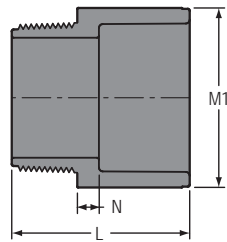


Part Number		Size	L	M1	N	Approx. Wt. (Lbs.)	
PVC	CPVC					PVC	CPVC
878-005BR	---	1/2	1-15/16	1-3/16	17/32	.11	---
878-010BR	878-010CBR	1	2-9/32	1-23/32	13/32	.22	.23

Not intended to convey or dispense water for human consumption through drinking or cooking

## MALE ADAPTER

Mipt x Socket



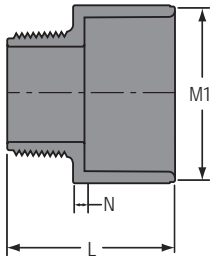
Part Number		Size	L	M1	N	Approx. Wt. (Lbs.)	
PVC	CPVC					PVC	CPVC
836-005	836-005C	1/2	1-23/32	1-5/16	3/16	.04	.05
836-007	836-007C	3/4	1-27/32	1-7/16	7/32	.06	.06
836-010	836-010C	1	2-5/32	1-23/32	7/32	.10	.10
836-012	836-012C	1-1/4	2-1/4	2-1/8	1/32	.15	.16
836-015	836-015C	1-1/2	2-11/16	2-3/8	9/32	.19	.20
836-020	836-020C	2	2-7/8	2-7/8	5/16	.28	.31
836-025	836-025C	2-1/2	3-21/32	3-17/32	11/32	.52	.54
836-030	836-030C	3	3-7/8	4-1/4	3/8	.74	.78
836-040	836-040C	4	4-13/32	5-5/16	13/32	1.15	1.18
836-050F	836-050CF	5	6	6-5/16	1-5/8	2.07	2.22
836-060	836-060C	6	5-7/16	7-1/2	13/16	2.79	3.07
836-080F	836-080CF	8	8-3/16	9-5/8	2-3/16	6.00	5.95
836-100F	836-100CF	10	10-3/8	11-15/16	3-3/16	10.95	10.95
836-120F	836-120CF	12	11-1/8	14-1/8	2-3/4	16.44	19.99

# PVC & CPVC SCHEDULE 80 FITTINGS, UNIONS, TANK ADAPTERS, EXPANSION JOINTS & SADDLES



## REDUCING MALE ADAPTER

Mipt x Socket

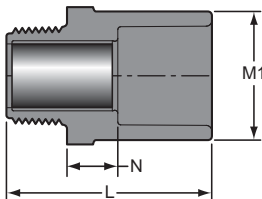


Part Number		Size	L	M1	N	Approx. Wt. (Lbs.)	
PVC	CPVC					PVC	CPVC
836-053	---	3/8x1/2	1-11/16	1-3/16	1/4	.04	---
836-102	836-102C	3/4x1	2-9/32	1-3/4	17/32	.10	.10
836-131	836-131C	1x3/4	2-1/16	1-13/32	1/4	.07	.07
836-251 <sup>1</sup>	---	2x1-1/2	3-3/32	2-29/32	19/32	.43	---

<sup>1</sup> Outlet sized with bushing

## REINFORCED MALE ADAPTER

Rmipt x Socket



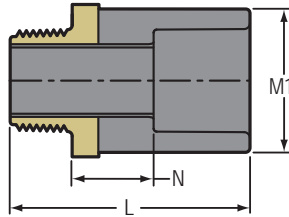
Part Number		Size	L	M1	N	Approx. Wt. (Lbs.)	
PVC	CPVC					PVC	CPVC
836-005R	836-005CR	1/2	2-3/32	1-5/32	9/16	.05	.06
836-007R	836-007CR	3/4	2-1/4	1-3/8	9/16	.08	.09
836-010R	836-010CR	1	2-21/32	1-23/32	11/16	.15	.15



# PVC & CPVC SCHEDULE 80 FITTINGS, UNIONS, TANK ADAPTERS, EXPANSION JOINTS & SADDLES

## TRANSITION MALE ADAPTER

Brass Mipt x Socket

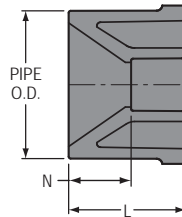


Part Number		Size	L	M1	N	Approx. Wt. (Lbs.)	
PVC	CPVC					PVC	CPVC
836-005BR	836-005CBR	1/2	2-13/32	1-9/32	27/32	.19	.20
836-007BR	836-007CBR	3/4	2-17/32	1-13/32	13/16	.26	.26
836-010BR	836-010CBR	1	2-15/16	1-23/32	29/32	.43	.43
836-012BR	836-012CBR	1-1/4	3-1/8	2-3/32	31/32	.66	.66
836-015BR	836-015CBR	1-1/2	3-9/32	2-11/32	1	.79	.80
836-020BR	836-020CBR	2	3-7/16	2-27/32	31/32	.99	1.01

## REDUCER BUSHING

Flush Style

Spigot x Socket



Part Number		Size	L	N	Approx. Wt. (Lbs.)	
PVC	CPVC				PVC	CPVC
837-052	837-052C	3/8x1/4	31/32	5/16	.01	.01
837-072	837-072C	1/2x1/4	1-3/32	13/32	.02	.02
837-073	837-073C	1/2x3/8	1-1/8	11/32	.01	.02
837-101	837-101C	3/4x1/2	1-1/16	3/16	.02	.03
837-129 <sup>1</sup>	837-129C <sup>1</sup>	1x3/8	1-5/8	27/32	.09	.10
837-130	837-130C	1x1/2	1-11/32	11/32	.06	.07
837-131	837-131C	1x3/4	1-11/32	5/16	.04	.04
837-166	837-166C	1-1/4x1/2	1-1/2	5/8	.12	.12
837-167	837-167C	1-1/4x3/4	1-1/2	1/2	.10	.10
837-168	837-168C	1-1/4x1	1-19/32	15/32	.06	.09
837-209	837-209C	1-1/2x1/2	1-23/32	13/16	.15	.15
837-210	837-210C	1-1/2x3/4	1-5/8	5/8	.16	.16
837-211	837-211C	1-1/2x1	1-5/8	1/2	.13	.15
837-212	837-212C	1-1/2x1-1/4	1-9/16	9/32	.07	.07
837-247	---	2x1/2	1-25/32	7/8	.24	---
---	837-247C	2x1/2	1-29/32	1	---	.30
837-248	837-248C	2x3/4	1-29/32	29/32	.26	.28
837-249	837-249C	2x1	1-25/32	5/8	.24	.25

<sup>1</sup> Outlet sized with bushing



# PVC & CPVC SCHEDULE 80 FITTINGS, UNIONS, TANK ADAPTERS, EXPANSION JOINTS & SADDLES

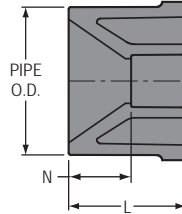


## REDUCER BUSHING

(continued)

### Flush Style

Spigot x Socket



Part Number		Size	L	N	Approx. Wt. (Lbs.)	
PVC	CPVC				PVC	CPVC
837-250	837-250C	2x1-1/4	1-11/16	7/16	.20	.23
837-251	837-251C	2x1-1/2	1-3/4	11/32	.15	.16
837-287 <sup>1</sup>	---	2-1/2x1/2	2-1/2	1-1/2	.54	---
837-288 <sup>1</sup>	---	2-1/2x3/4	2-17/32	1-15/32	.55	---
837-289	837-289C	2-1/2x1	2-1/32	29/32	.37	.39
837-290	837-290C	2-1/2x1-1/4	2-5/32	13/32	.43	.41
837-291	837-291C	2-1/2x1-1/2	2-5/32	3/4	.37	.40
837-292	837-292C	2-1/2x2	2-1/16	17/32	.23	.30
837-334 <sup>1</sup>	837-334C <sup>1</sup>	3x3/4	2-9/16	1-17/32	.69	.74
837-335	837-335C	3x1	2-9/32	1-1/8	.69	.70
837-336	837-336C	3x1-1/4	2-1/4	1	.63	.70
837-337	837-337C	3x1-1/2	2-9/32	7/8	.59	.67
837-338	837-338C	3x2	2-7/32	23/32	.47	.64
837-339	837-339C	3x2-1/2	2-5/16	1/4	.37	.43
837-415 <sup>1</sup>	---	4x1/2	3-1/16	2-5/32	1.31	---
837-416 <sup>1</sup>	837-416C <sup>1</sup>	4x3/4	2-27/32	1-27/32	1.25	1.37
837-417 <sup>1</sup>	---	4x1	3-1/16	1-1/8	1.31	---
837-418 <sup>1</sup>	837-418C <sup>1</sup>	4x1-1/4	3-9/16	1-11/16	1.33	1.38
837-419 <sup>1</sup>	---	4x1-1/2	4-7/8	3-7/16	1.23	---
837-420	837-420C	4x2	2-21/32	1-1/8	1.01	1.13
837-421	---	4x2-1/2	2-17/32	25/32	1.00	---
837-422	837-422C	4x3	2-9/16	11/16	.84	.86
837-490	837-490C	5x4	2-31/32	23/32	1.29	---
837-490F	837-490CF	5x4	3	3/4	1.41	1.50
837-524 <sup>1</sup>	---	6x3/4	4-1/2	3-1/2	3.45	---
837-525 <sup>1</sup>	837-525C <sup>1</sup>	6x1	3-31/32	2-13/16	3.13	3.28
837-526 <sup>1</sup>	---	6x1-1/4	4-7/16	2-3/4	3.22	---
837-528	837-528C	6x2	3-17/32	2-1/32	2.83	3.00
837-529 <sup>1</sup>	837-529C <sup>1</sup>	6x2-1/2	3-29/32	2-5/32	3.29	3.45
837-530	837-530C	6x3	3-17/32	2-1/8	2.84	3.05
837-532	837-532C	6x4	3-9/16	1-1/4	2.71	2.95
837-533F	837-533CF	6x5	3	3/8	1.76	1.94
837-534	---	6x5	3-1/2	7/8	1.93	---
837-578 <sup>1</sup>	837-578C <sup>1</sup>	8x2	4-15/16	3-3/8	8.64	8.99
837-580 <sup>1</sup>	837-580C <sup>1</sup>	8x3	5-1/8	3-1/4	8.68	8.81

<sup>1</sup> Outlet sized with bushing

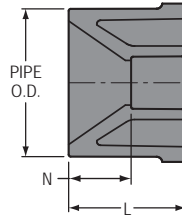


# PVC & CPVC SCHEDULE 80 FITTINGS, UNIONS, TANK ADAPTERS, EXPANSION JOINTS & SADDLES

## REDUCER BUSHING (continued)

### Flush Style

Spigot x Socket



Part Number		Size	L	N	Approx. Wt. (Lbs.)	
PVC	CPVC				PVC	CPVC
837-582	837-582C	8x4	4-1/2	2-1/4	5.53	9.01
837-585	837-585C	8x6	4-3/8	1-3/8	5.05	5.15
837-624 <sup>1</sup>	837-624C <sup>1</sup>	10x4	6	3-3/4	10.56	11.36
837-626	837-626C	10x6	5-13/32	1-11/32	5.79	8.41
837-628	837-628C	10x8	5-13/32	1-11/32	5.79	9.69
837-666	---	12x6	7	4	15.51	---
837-666F	837-666CF	12x6	6-7/16	3-3/8	15.31	19.45
837-668	837-668C	12x8	6-7/8	2-7/16	10.13	10.82
837-670	---	12x10	6-7/16	1-13/32	12.49	---
837-670F	837-670CF	12x10	6	1	11.04	11.78
837-696F	837-696CF	14x6	7-3/4	4-3/4	27.16	37.74
837-698F	837-698CF	14x8	7-1/2	3-7/16	32.31	32.02
837-700F	---	14x10	7-7/16	2-7/16	22.30	---
---	837-700CF	14x10	7	2	---	22.64
837-702F	837-702CF	14x12	7	1	9.36	9.40
837-756F	837-756CF	16x6	8-3/4	5-3/4	44.23	67.03
837-758F	837-758CF	16x8	8-1/2	4-7/16	46.90	61.33
837-760F	---	16x10	8-7/16	3-7/16	39.12	---
---	837-760CF	16x10	8	3	---	44.88
837-762F	837-762CF	16x12	8	2	28.08	27.95
837-764F	837-764CF	16x14	8	1	18.37	20.00
837-788F	837-788CF	18x8	9-1/2	5-7/16	70.33	---
837-790F	837-790CF	18x10	9	4	65.60	97.24
837-792F	837-792CF	18x12	9	3	51.82	84.92
837-794F	837-794CF	18x14	9	2	40.70	56.27
837-796F	837-796CF	18x16	9	1	32.00	34.00
837-818F	---	20x8	10-1/2	6-7/16	125.96	---
837-820F	---	20x10	10-7/16	5-7/16	94.18	---
837-822F	---	20x12	10	4	83.14	---
837-824F	---	20x14	10	3	73.74	---
837-826F	---	20x16	10	2	55.07	---
837-828F	---	20x18	10	1	30.35	---
837-910F	---	24x10	12-7/16	7-7/16	173.68	---
837-912F	---	24x12	12	6	159.41	---
837-914F	---	24x14	12	5	80.35	---

<sup>1</sup> Outlet sized with bushing

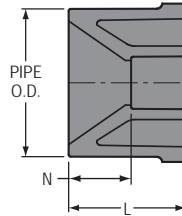
# PVC & CPVC SCHEDULE 80 FITTINGS, UNIONS, TANK ADAPTERS, EXPANSION JOINTS & SADDLES



## REDUCER BUSHING (continued)

### Flush Style

Spigot x Socket

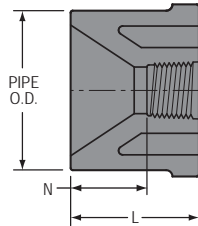


Part Number		Size	L	N	Approx. Wt. (Lbs.)	
PVC	CPVC				PVC	CPVC
837-916F	---	24x16	12	4	134.57	---
837-918F	---	24x18	12	3	112.54	---
837-920F	---	24x20	12	2	79.50	---

## REDUCER BUSHING

### Flush Style

Spigot x Fipt



Part Number		Size	L	N	Approx. Wt. (Lbs.)	
PVC	CPVC				PVC	CPVC
838-052	838-052C	3/8x1/4	31/32	3/8	.01	.01
838-071	838-071C	1/2x1/8	1	9/16	.02	.02
838-072	838-072C	1/2x1/4	1	7/8	.02	.02
838-073	838-073C	1/2x3/8	1-3/32	17/32	.02	.02
838-098	838-098C	3/4x1/4	1-7/32	5/8	.04	.04
838-099	838-099C	3/4x3/8	1-1/4	21/32	.04	.04
838-101	838-101C	3/4x1/2	1-1/4	7/16	.03	.03
838-127	---	1x1/8	1-13/32	29/32	.07	---
838-128	---	1x1/4	1-13/32	25/32	.07	---
838-129	838-129C	1x3/8	1-13/32	19/32	.07	.07
838-130	838-130C	1x1/2	1-5/32	21/32	.06	.06
838-131	838-131C	1x3/4	1-3/8	21/32	.05	.06
838-166	838-166C	1-1/4x1/2	1-15/32	23/32	.10	.12
838-167	838-167C	1-1/4x3/4	1-7/16	23/32	.09	.10
838-168	838-168C	1-1/4x1	1-17/32	5/8	.07	.09
838-206	---	1-1/2x1/8	1-11/16	1-1/4	.15	---

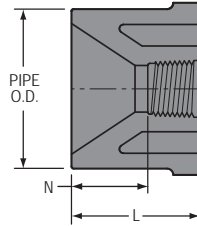


## PVC & CPVC SCHEDULE 80 FITTINGS, UNIONS, TANK ADAPTERS, EXPANSION JOINTS & SADDLES

### REDUCER BUSHING (continued)

#### Flush Style

Spigot x Fipt



Part Number		Size	L	N	Approx. Wt. (Lbs.)	
PVC	CPVC				PVC	CPVC
838-207	838-207C	1-1/2x1/4	1-9/16	1-3/16	.13	.14
838-209	838-209C	1-1/2x1/2	1-11/16	31/32	.17	.17
838-210	838-210C	1-1/2x3/4	1-9/16	27/32	.13	.18
838-211	838-211C	1-1/2x1	1-23/32	13/16	.14	.16
838-212	838-212C	1-1/2x1-1/4	1-1/2	9/16	.07	.10
838-247	838-247C	2x1/2	1-29/32	1-5/32	.25	.27
838-248	838-248C	2x3/4	1-7/8	1-5/32	.26	.27
838-249	838-249C	2x1	1-29/32	1	.25	.27
838-250	838-250C	2x1-1/4	1-19/32	21/32	.18	.25
838-251	838-251C	2x1-1/2	1-9/16	5/8	.14	.20
838-287	838-287C	2-1/2x1/2	2-3/8	1-21/32	.41	.46
838-288	838-288C	2-1/2x3/4	2-7/16	1-5/8	.45	.48
838-289	838-289C	2-1/2x1	2-13/32	1-13/32	.45	.48
838-290	838-290C	2-1/2x1-1/4	2-13/32	1-3/8	.42	.45
838-291	838-291C	2-1/2x1-1/2	2-3/8	1-13/32	.47	.50
838-292	838-292C	2-1/2x2	2-1/16	1-1/16	.25	.33
838-334	838-334C	3x3/4	2-9/32	1-1/2	.57	.63
838-335	838-335C	3x1	2-9/32	1-11/32	.58	.63
838-336	838-336C	3x1-1/4	2-1/4	1-3/8	.57	.61
838-337	838-337C	3x1-1/2	2-1/4	1-5/8	.59	.62
838-338	838-338C	3x2	2-3/16	1-7/32	.63	.58
838-339	838-339C	3x2-1/2	2-3/8	3/4	.46	.50
838-419	---	4x1-1/2	3-3/16	2-5/16	1.44	---
838-420	838-420C	4x2	2-11/16	1-21/32	1.10	1.20
838-421	838-421C	4x2-1/2	2-21/32	1-1/16	1.08	1.15
838-422	838-422C	4x3	2-5/8	1	.86	.85
838-528	838-528C	6x2	3-17/32	2-1/2	2.92	3.04
838-530	838-530C	6x3	3-17/32	2-1/8	2.98	3.14
838-532	838-532C	6x4	3-17/32	2-1/32	2.54	2.68

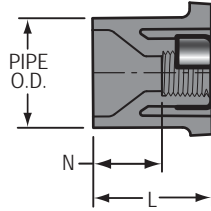
# PVC & CPVC SCHEDULE 80 FITTINGS, UNIONS, TANK ADAPTERS, EXPANSION JOINTS & SADDLES



## SPECIAL REINFORCED REDUCER BUSHING

### Flush Style

Spigot x SR Fipt

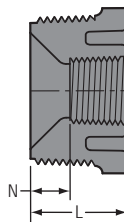


Part Number		Size	L	N	Approx. Wt. (Lbs.)	
PVC	CPVC				PVC	CPVC
838-128SR	838-128CSR	1x1/4	1-13/32	25/32	.08	.08
838-166SR	---	1-1/4x1/2	1-7/16	3/4	.11	---
838-207SR	838-207CSR	1-1/2x1/4	1-9/16	1	.13	.14
838-209SR	838-209CSR	1-1/2x1/2	1-23/32	31/32	.16	.18
838-210SR	838-210CSR	1-1/2x3/4	1-9/16	13/16	.14	.15
838-247SR	838-247CSR	2x1/2	1-29/32	1-5/32	.25	.25
838-248SR	838-248CSR	2x3/4	1-29/32	1-5/32	.26	.28
838-249SR	838-249CSR	2x1	1-7/8	31/32	.26	.27
838-334SR	838-334CSR	3x3/4	2-9/32	1-17/32	.58	.63
838-335SR	838-335CSR	3x1	2-9/32	1-11/32	.59	.63
838-336SR	838-336CSR	3x1-1/4	2-1/4	1-5/16	.57	.63
838-337SR	838-337CSR	3x1-1/2	2-1/4	1-3/8	.58	.64
838-528SR	838-528CSR	6x2	3-1/2	2-9/16	2.81	2.96
838-530SR	838-530CSR	6x3	3-17/32	2-1/8	2.94	3.07
838-532SR	838-532CSR	6x4	3-1/2	1-15/16	2.59	2.62

## REDUCER T.T. BUSHING

### Flush Style

Mipt x Fipt



Part Number		Size	L	N	Approx. Wt. (Lbs.)	
PVC	CPVC				PVC	CPVC
839-041	839-041C	1/4x1/8	23/32	11/32	.01	.01
839-052	839-052C	3/8x1/4	13/16	1/8	.01	.01

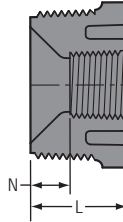


# PVC & CPVC SCHEDULE 80 FITTINGS, UNIONS, TANK ADAPTERS, EXPANSION JOINTS & SADDLES

## REDUCER T.T. BUSHING (continued)

### Flush Style

Mipt x Fipt



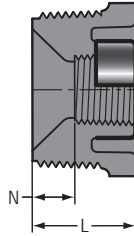
Part Number		Size	L	N	Approx. Wt. (Lbs.)	
PVC	CPVC				PVC	CPVC
839-072	839-072C	1/2x1/4	29/32	9/32	.02	.02
839-073	839-073C	1/2x3/8	15/16	11/32	.01	.01
839-098	839-098C	3/4x1/4	1-1/32	7/16	.03	.04
839-099	839-099C	3/4x3/8	1-1/32	7/16	.03	.03
839-101	839-101C	3/4x1/2	15/16	3/16	.02	.02
839-128	839-128C	1x1/4	1-1/8	17/32	.05	.06
839-129	839-129C	1x3/8	1-7/32	5/8	.05	.06
839-130	839-130C	1x1/2	1-7/32	1/2	.06	.06
839-131	839-131C	1x3/4	1-1/8	13/32	.03	.04
839-166	839-166C	1-1/4x1/2	1-5/16	9/16	.10	.11
839-167	839-167C	1-1/4x3/4	1-9/32	9/16	.08	.09
839-168	---	1-1/4x1	1-3/16	9/32	.06	---
---	839-168C	1-1/4x1	1-9/32	1-1/32	---	.06
839-209	839-209C	1-1/2x1/2	1-11/32	19/32	.12	.13
839-210	839-210C	1-1/2x3/4	1-11/32	19/32	.12	.13
839-211	839-211C	1-1/2x1	1-11/32	13/32	.10	.11
839-212	839-212C	1-1/2x1-1/4	1-11/32	13/32	.06	.07
839-247	839-247C	2x1/2	1-3/8	21/32	.17	.18
839-248	839-248C	2x3/4	1-3/8	5/8	.17	.18
839-249	839-249C	2x1	1-3/8	15/32	.18	.19
839-250	839-250C	2x1-1/4	1-3/8	7/16	.16	.17
839-251	839-251C	2x1-1/2	1-3/8	13/32	.12	.13
839-292	839-292C	2-1/2x2	1-29/32	7/8	.22	.23
839-337	839-337C	3x1-1/2	1-15/16	29/32	.49	.52
839-338	839-338C	3x2	1-15/16	15/16	.45	.47
839-339	839-339C	3x2-1/2	1-15/16	5/8	.37	.39
839-420	839-420C	4x2	2-1/8	1-1/8	.83	.87
839-422	839-422C	4x3	2-1/8	1/2	.71	.74
839-532	839-532C	6x4	2-7/8	1-5/32	2.26	2.40

# PVC & CPVC SCHEDULE 80 FITTINGS, UNIONS, TANK ADAPTERS, EXPANSION JOINTS & SADDLES



## SPECIAL REINFORCED REDUCER T.T. BUSHING

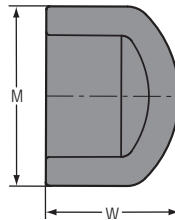
Mipt x SR Fipt



Part Number		Size	L	N	Approx. Wt. (Lbs.)	
PVC	CPVC				PVC	CPVC
839-128SR	----	1x1/4	1-1/8	17/32	.05	---
839-209SR	839-209CSR	1-1/2x1/2	1-11/32	19/32	.13	.13
839-210SR	839-210CSR	1-1/2x3/4	1-11/32	19/32	.12	.13
839-247SR	839-247CSR	2x1/2	1-3/8	21/32	.18	.19
839-248SR	839-248CSR	2x3/4	1-3/8	5/8	.18	.19
839-249SR	839-249CSR	2x1	1-3/8	15/32	.19	.20
839-420SR	839-420CSR	4x2	2-1/8	1-1/8	.88	.91

## CAP

Socket



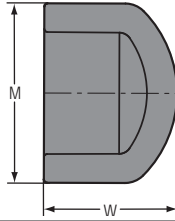
Part Number		Size	M	W	Approx. Wt. (Lbs.)	
PVC	CPVC				PVC	CPVC
847-002	847-002C	1/4	13/16	15/16	.01	.01
847-003	847-003C	3/8	31/32	1-1/8	.02	.02
847-005	847-005C	1/2	1-3/16	1-7/32	.03	.03
847-007	847-007C	3/4	1-3/8	1-13/32	.05	.05
847-010	847-010C	1	1-23/32	1-5/8	.08	.08
847-012	847-012C	1-1/4	2-3/32	1-27/32	.16	.13
847-015	847-015C	1-1/2	2-11/32	2	.16	.17
847-020	847-020C	2	2-27/32	2-9/32	.26	.37
847-025	847-025C	2-1/2	3-17/32	2-5/8	.48	.50
847-030	847-030C	3	4-5/32	3-1/32	.70	.93
847-040	847-040C	4	5-1/4	3-9/16	1.15	1.46
847-050F	847-050CF	5	6-1/2	4-7/16	1.83	5.28
847-060	847-060C	6	7-1/2	4-7/8	3.17	3.30

NOT FOR DISTRIBUTION OF COMPRESSED AIR OR GAS  
Progressive Products from Spears® Innovation and Technology



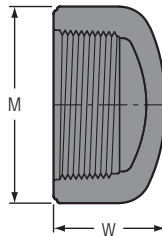
## PVC & CPVC SCHEDULE 80 FITTINGS, UNIONS, TANK ADAPTERS, EXPANSION JOINTS & SADDLES

**CAP**  
Socket (continued)



Part Number		Size	M	W	Approx. Wt. (Lbs.)	
PVC	CPVC				PVC	CPVC
847-080	847-080C	8	9-23/32	6-3/8	6.10	6.36
847-100F	847-100CF	10	12-1/4	5-15/16	8.26	7.49
847-120F	847-120CF	12	14-1/4	7-1/8	11.30	11.72
847-140F	847-140CF	14	15-1/2	8	14.65	16.54
847-160F	847-160CF	16	17-7/8	9	23.44	24.52
847-180F	847-180CF	18	19-15/16	9-1/4	28.88	28.88
847-200F	847-200CF	20	22	12-3/4	49.05	52.00
847-240F	847-240CF	24	26-3/8	17-1/4	89.38	89.74

**CAP**  
Fipt



Part Number		Size	M	W	Approx. Wt. (Lbs.)	
PVC	CPVC				PVC	CPVC
848-002	848-002C	1/4	29/32	15/16	.02	.02
848-003	848-003C	3/8	31/32	29/32	.02	.02
848-005	848-005C	1/2	1-3/16	1-1/16	.04	.05
848-007	848-007C	3/4	1-3/32	1-7/32	.04	.05
848-010	848-010C	1	1-27/32	1-7/16	.10	.11
848-012	848-012C	1-1/4	2-7/32	1-17/32	.15	.15
848-015	848-015C	1-1/2	2-17/32	1-5/8	.19	.20
848-020	848-020C	2	3-5/32	1-25/32	.29	.30
848-025	848-025C	2-1/2	3-5/8	2-7/16	.54	.58
848-030	848-030C	3	4-3/8	2-7/16	.90	.78
848-040	848-040C	4	5-7/16	3-1/16	1.32	1.45
848-060F	848-060CF	6	7-3/16	4-3/8	2.07	6.18
848-080F	848-080CF	8	9-3/8	4-3/8	3.62	10.07
848-100F	---	10	11-7/8	5-3/4	7.44	---
848-120F	---	12	13-13/16	6-3/16	37.94	---

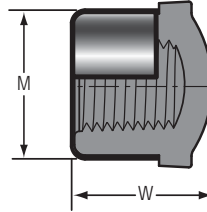


# PVC & CPVC SCHEDULE 80 FITTINGS, UNIONS, TANK ADAPTERS, EXPANSION JOINTS & SADDLES



## SPECIAL REINFORCED CAP

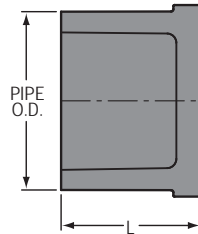
SR Fipt



Part Number		Size	M	W	Approx. Wt. (Lbs.)	
PVC	CPVC				PVC	CPVC
848-002SR	848-002CSR	1/4	27/32	27/32	.02	.02
848-003SR	848-003CSR	3/8	31/32	29/32	.03	.03
848-005SR	848-005CSR	1/2	1-3/16	1-1/8	.04	.05
848-007SR	848-007CSR	3/4	1-3/8	1-3/32	.05	.06
848-030SR	848-030CSR	3	4-9/32	2-7/16	.79	.84

## PLUG

Spigot



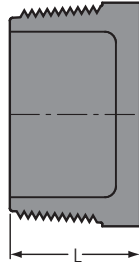
Part Number		Size	L	Approx. Wt. (Lbs.)	
PVC	CPVC			PVC	CPVC
849-005	---	1/2	1-5/32	.03	---
849-007	849-007C	3/4	1-1/4	.03	.04
849-010	849-010C	1	1-3/8	.06	.07
849-012	---	1-1/4	1-17/32	.10	---
849-015	---	1-1/2	1-11/16	.13	---
849-020	849-020C	2	1-7/8	.21	.22
849-025F	849-025CF	2-1/2	5-3/8	1.10	1.17
849-030F	849-030CF	3	5-5/8	1.63	1.42
849-040F	849-040CF	4	6-1/2	2.76	3.00
849-060F	849-060CF	6	9	6.71	8.59
849-080F	849-080CF	8	11-3/8	12.73	13.50
849-100F	849-100CF	10	11-15/16	17.99	19.14
849-120F	849-120CF	12	14-1/8	26.34	31.17



**PVC & CPVC SCHEDULE 80 FITTINGS, UNIONS, TANK ADAPTERS, EXPANSION JOINTS & SADDLES**

**PLUG**

Mipt



Part Number		Size	L	Approx. Wt. (Lbs.)	
PVC	CPVC			PVC	CPVC
850-002	850-002C	1/4	23/32	.01	.01
850-003	850-003C	3/8	13/16	.01	.01
850-005	850-005C	1/2	13/16	.02	.02
850-007	850-007C	3/4	7/8	.02	.03
850-010	850-010C	1	1-1/4	.06	.06
850-012	850-012C	1-1/4	1-9/32	.08	.08
850-015	850-015C	1-1/2	1-11/32	.10	.11
850-020	850-020C	2	1-3/8	.15	.20
850-025	850-025C	2-1/2	1-25/32	.30	.33
850-030	850-030C	3	1-7/8	.43	.45
850-040	850-040C	4	2-3/32	.77	.79
850-060	850-060C	6	2-3/32	1.73	1.80
850-080F	850-080CF	8	8-5/8	11.45	12.39
850-100F	850-100CF	10	8-7/16	12.91	13.76

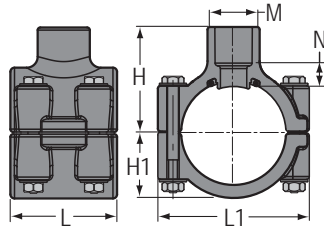
# PVC & CPVC SCHEDULE 80 FITTINGS, UNIONS, TANK ADAPTERS, EXPANSION JOINTS & SADDLES



## CLAMP ON SADDLE x SOCKET SINGLE OUTLET

Dimensions Also Applicable to  
866S-XXX, 866V-XXX & 866SV-XXX

2" - 4" 235 psi @ 73°F  
6" 200 psi @ 73°F  
8" - 12" 150 psi @ 73°F



Part Number		Size	H	H1	L	L1	M	N	Approx. Wt. (Lbs.)	
PVC	CPVC								PVC	CPVC
866-247	866-247C	2x1/2	2-3/8	1-1/2	2-7/16	3-7/16	1-3/16	5/16	.56	.59
866-248	866-248C	2x3/4	2-1/2	1-1/2	2-7/16	3-7/16	1-3/8	5/16	.57	.60
866-249	866-249C	2x1	2-5/8	1-1/2	2-7/16	3-7/16	1-11/16	5/16	.40	.62
866-250	866-250C	2x1-1/4	2-3/4	1-1/2	2-7/16	3-7/16	2-1/16	5/16	.68	.64
866-251	866-251C	2x1-1/2	2-15/16	1-1/2	2-7/16	3-7/16	2-3/8	5/16	.65	.70
866-291	866-291C	2-1/2x1-1/2	3-3/16	1-11/16	4-1/16	4	2-3/8	3/8	1.02	1.09
866-333 <sup>1</sup>	866-333C <sup>1</sup>	3x1/2	3-5/16	2-1/16	3	4-5/8	1-3/8	13/16	.88	.92
866-334	866-334C	3x3/4	3-1/16	2-1/16	3	4-5/8	1-3/8	9/32	.85	.89
866-335	866-335C	3x1	3-3/16	2-1/16	3	4-5/8	1-11/16	5/16	.91	.91
866-336 <sup>1</sup>	866-336C <sup>1</sup>	3x1-1/4	4-1/32	2-1/16	4-3/32	4-5/8	3	1-1/32	1.48	1.56
866-337 <sup>1</sup>	866-337C <sup>1</sup>	3x1-1/2	4-1/32	2-1/16	4-3/32	4-5/8	3	29/32	1.41	1.52
866-338	866-338C	3x2	3-5/8	2-1/16	4-3/32	4-5/8	3	3/8	1.24	1.31
866-415 <sup>1</sup>	866-415C <sup>1</sup>	4x1/2	4-3/32	2-5/8	3	5-9/16	2-3/8	31/32	1.31	1.38
866-416 <sup>1</sup>	866-416C <sup>1</sup>	4x3/4	4-3/32	2-5/8	3	5-9/16	2-3/8	27/32	1.29	1.35
866-417	866-417C	4x1	3-13/16	2-5/8	3	5-5/8	1-11/16	7/16	1.24	1.31
866-418 <sup>1</sup>	866-418C <sup>1</sup>	4x1-1/4	4-13/32	2-5/8	4-3/32	5-5/8	2-3/8	29/32	1.70	1.80
866-419	866-419C	4x1-1/2	4-1/8	2-5/8	4-3/32	5-9/16	2-3/8	1/2	1.63	1.72
866-420	866-420C	4x2	4-3/16	2-5/8	4-1/8	5-5/8	3	7/16	1.69	1.79
866-421 <sup>1</sup>	866-421C <sup>1</sup>	4x2-1/2	5	2-5/8	5-7/16	5-23/32	4-9/32	3/4	2.78	2.95
866-422	866-422C	4x3	4-5/8	2-19/32	5-7/16	5-11/16	4-1/4	1/2	2.39	2.57
866-523 <sup>1</sup>	866-523C <sup>1</sup>	6x1/2	5-13/32	3-7/8	3	7-3/4	1-11/16	1-7/32	2.35	2.50
866-524 <sup>1</sup>	866-524C <sup>1</sup>	6x3/4	5-7/16	3-7/8	3	7-3/4	1-11/16	1-1/8	2.33	2.47
866-525	866-525C	6x1	5-1/8	3-7/8	3	7-15/16	1-11/16	11/16	2.29	2.43
866-526 <sup>1</sup>	866-526C <sup>1</sup>	6x1-1/4	5-15/16	3-7/8	4-1/8	7-3/4	3	1-3/8	3.28	3.48
866-527 <sup>1</sup>	866-527C <sup>1</sup>	6x1-1/2	5-15/16	3-7/8	4-1/8	7-3/4	3	1-1/4	3.22	3.43
866-528	866-528C	6x2	5-1/2	3-7/8	4-1/8	7-3/4	3	11/16	3.04	3.23
866-529 <sup>1</sup>	866-529C <sup>1</sup>	6x2-1/2	6-7/16	3-7/8	6	7-15/16	4-1/4	1-1/8	4.73	5.02
866-530	866-530C	6x3	5-15/16	3-7/8	6	7-15/16	4-1/4	25/32	4.35	4.61
866-532	866-532C	6x4	6	3-29/32	6	7-15/16	5-3/16	5/8	5.09	5.49

<sup>1</sup> Outlet sized with bushing

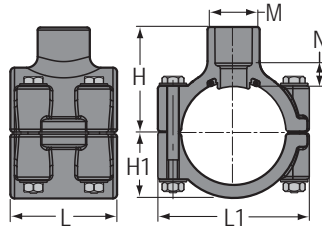


# PVC & CPVC SCHEDULE 80 FITTINGS, UNIONS, TANK ADAPTERS, EXPANSION JOINTS & SADDLES

## CLAMP ON SADDLE x SOCKET (continued) SINGLE OUTLET

Dimensions Also Applicable to  
866S-XXX, 866V-XXX & 866SV-XXX

2" - 4" 235 psi @ 73°F  
6" 200 psi @ 73°F  
8" - 12" 150 psi @ 73°F



Part Number		Size	H	H1	L	L1	M	N	Approx. Wt. (Lbs.)	
PVC	CPVC								PVC	CPVC
866-573 <sup>1</sup>	866-573C <sup>1</sup>	8x1/2	7-3/4	4-7/8	9-1/2	8-1/2	5-5/16	1-1/2	9.70	10.09
866-574 <sup>1</sup>	866-574C <sup>1</sup>	8x3/4	8-3/32	4-7/8	8-1/2	10-1/8	5-1/4	2-3/4	9.65	10.07
866-575 <sup>1</sup>	866-575C <sup>1</sup>	8x1	8-3/32	4-7/8	8-1/2	10-1/8	5-1/4	2-5/8	9.67	10.07
866-576 <sup>1</sup>	866-576C <sup>1</sup>	8x1-1/4	8-3/32	4-7/8	8-1/2	10-1/8	5-1/4	2-1/2	9.79	10.23
866-577 <sup>1</sup>	866-577C <sup>1</sup>	8x1-1/2	8-3/32	4-7/8	8-1/2	10-1/8	5-1/4	2-3/8	10.23	10.44
866-578 <sup>1</sup>	866-578C <sup>1</sup>	8x2	7-11/16	4-7/8	8-1/2	10-1/8	5-1/4	1-7/8	10.28	10.50
866-579 <sup>1</sup>	866-579C <sup>1</sup>	8x2-1/2	8-5/32	4-7/8	8-15/32	10	5-7/32	2-1/2	9.43	10.02
866-580 <sup>1</sup>	866-580C <sup>1</sup>	8x3	7-1/16	4-7/8	8-1/2	10-1/8	5-1/4	1-7/16	10.21	10.61
866-582	866-582C	8x4	7-5/16	4-7/8	8-1/2	10-1/8	5-1/4	11/16	12.22	12.89
866-585	866-585C	8x6	8-3/32	4-7/8	8-1/2	10-1/8	7-5/8	11/16	9.80	9.30
866-621 <sup>1</sup>	866-621C <sup>1</sup>	10x2	8-7/8	6-1/32	8-1/2	12-5/16	5-1/4	1-15/16	13.02	13.56
866-624	866-624C	10x4	8-15/32	6-1/32	8-1/2	12-5/16	5-1/4	13/16	11.92	12.46
866-626	866-626C	10x6	9-9/32	6-1/32	8-1/2	12-5/16	7-5/8	13/16	12.92	13.50
866-664	866-664C	12x4	9-9/16	7-5/32	8-1/2	14-5/16	5-1/4	7/8	15.47	16.42
866-666	866-666C	12x6	10-3/8	7-5/32	8-1/2	14-5/16	7-5/8	7/8	16.33	17.20

<sup>1</sup> Outlet sized with bushing

- 1) Clamp On Saddle Standard Hardware: Zinc Bolts w/EPDM O-ring Seal  
e.g. Part Number 866-247 = 2x1/2 PVC Clamp On Saddle, Socket, EPDM O-ring, Zinc Bolts.
- 2) Clamp On Saddles w/Stainless Steel (SS) Bolts, Add The Letter "S" Before The Dash.  
e.g. Part Number 866S-247 = 2x1/2 PVC Clamp On Saddle, Socket, EPDM O-ring, Stainless Steel Bolts.
- 3) Clamp On Saddles w/FKM O-ring Seal, Add The Letter "V" Before The Dash.  
e.g. Part Number 866V-247 = 2x1/2 PVC Clamp-On Saddle, Socket, FKM O-ring, Zinc Bolts.
- 4) Clamp-On Saddles w/Stainless Steel Bolts & FKM O-ring Seal, Add The Letter "SV" Before The Dash.  
e.g. Part Number 866SV-247 = 2x1/2 PVC Clamp On Saddle, Socket FKM O-ring, Stainless Steel Bolts.

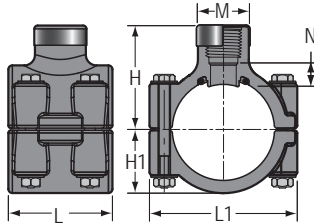
# PVC & CPVC SCHEDULE 80 FITTINGS, UNIONS, TANK ADAPTERS, EXPANSION JOINTS & SADDLES



## CLAMP ON SADDLE x SR FIPT SINGLE OUTLET

Dimensions Also Applicable to  
867S-XXXSR, 867V-XXXSR & 867SV-XXXSR

2" - 4" 235 psi @ 73°F  
6" 200 psi @ 73°F  
8" - 12" 150 psi @ 73°F



Part Number		Size	H	H1	L	L1	M	N	Approx. Wt. (Lbs.)	
PVC	CPVC								PVC	CPVC
867-247SR	867-247CSR	2x1/2	2-3/8	1-1/2	2-7/16	3-7/16	1-3/16	5/16	.56	.59
867-248SR	867-248CSR	2x3/4	2-1/2	1-1/2	2-7/16	3-7/16	1-3/8	5/8	.57	.60
867-249SR	867-249CSR	2x1	2-5/8	1-1/2	2-7/16	3-7/16	1-11/16	9/16	.40	.62
867-250SR	867-250CSR	2x1-1/4	2-3/4	1-1/2	2-7/16	3-7/16	2-1/16	11/16	.61	.64
867-251SR	867-251CSR	2x1-1/2	2-15/16	1-1/2	2-7/16	3-7/16	2-3/8	3/4	.65	.70
867-291SR	867-291CSR	2-1/2x1-1/2	3-3/16	1-11/16	4-1/16	4	2-3/8	13/16	1.02	1.09
867-333SR <sup>1</sup>	867-333CSR <sup>1</sup>	3x1/2	3-5/16	2-1/16	3	4-5/8	1-3/8	15/16	.89	.93
867-334SR	867-334CSR	3x3/4	3-1/16	2-1/16	3	4-5/8	1-3/8	9/16	.87	.91
867-335SR	867-335CSR	3x1	3-3/16	2-1/16	3	4-5/8	1-11/16	9/16	.89	.93
867-336SR <sup>1</sup>	867-336CSR <sup>1</sup>	3x1-1/4	4-1/32	2-1/16	4-3/32	4-5/8	3	1-5/16	1.51	1.61
867-337SR <sup>1</sup>	867-337CSR <sup>1</sup>	3x1-1/2	4-1/32	2-1/16	4-3/32	4-5/8	3	2-11/16	1.47	1.56
867-338SR	867-338CSR	3x2	3-5/8	2-1/16	4-3/32	4-5/8	3	7/8	1.36	1.40
867-415SR <sup>1</sup>	867-415CSR <sup>1</sup>	4x1/2	4-3/32	2-5/8	3	5-9/16	2-3/8	1-1/8	1.32	1.39
867-416SR <sup>1</sup>	867-416CSR <sup>1</sup>	4x3/4	4-3/32	2-5/8	3	5-9/16	2-3/8	1-1/8	1.31	1.38
867-417SR	867-417CSR	4x1	3-13/16	2-5/8	3	5-5/8	1-11/16	11/16	1.26	1.33
867-418SR <sup>1</sup>	867-418CSR <sup>1</sup>	4x1-1/4	4-13/32	2-5/8	4-3/32	5-5/8	2-3/8	1-7/32	1.75	1.85
867-419SR <sup>1</sup>	867-419CSR <sup>1</sup>	4x1-1/2	4-1/8	2-5/8	4-3/32	5-9/16	2-3/8	15/16	1.68	1.78
867-420SR	867-420CSR	4x2	4-3/16	2-5/8	4-1/8	5-5/8	3	15/16	1.78	1.87
867-421SR <sup>1</sup>	867-421CSR <sup>1</sup>	4x2-1/2	5	2-5/8	5-7/16	5-23/32	4-9/32	1-7/32	2.91	3.13
867-422SR	867-422CSR	4x3	4-5/8	2-19/32	5-7/16	5-11/16	4-1/4	31/32	2.53	2.69
867-523SR <sup>1</sup>	867-523CSR <sup>1</sup>	6x1/2	5-13/32	3-7/8	3	7-3/4	1-11/16	1-3/8	2.37	2.50
867-524SR <sup>1</sup>	867-524CSR <sup>1</sup>	6x3/4	5-7/16	3-7/8	3	7-3/4	1-11/16	1-3/8	2.35	2.50
867-525SR	867-525CSR	6x1	5-1/8	3-7/8	3	7-15/16	1-11/16	15/16	2.31	2.45
867-526SR <sup>1</sup>	867-526CSR <sup>1</sup>	6x1-1/4	5-15/16	3-7/8	4-1/8	7-3/4	3	1-11/16	3.31	3.52
867-527SR <sup>1</sup>	867-527CSR <sup>1</sup>	6x1-1/2	5-15/16	3-7/8	4-1/8	7-3/4	3	1-3/4	3.27	3.48
867-528SR	867-528CSR	6x2	5-1/2	3-7/8	4-1/8	7-3/4	3	1-7/32	3.13	3.32
867-529SR <sup>1</sup>	867-529CSR <sup>1</sup>	6x2-1/2	6-7/16	3-7/8	6	7-15/16	4-1/4	1-9/16	4.87	5.17
867-530SR	867-530CSR	6x3	5-15/16	3-7/8	6	7-15/16	4-1/4	1-1/4	4.46	4.78
867-532SR	867-532CSR	6x4	6	3-29/32	6	7-15/16	5-3/16	1-3/8	5.44	5.78

<sup>1</sup> Outlet sized with bushing

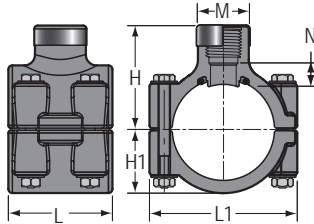


## PVC & CPVC SCHEDULE 80 FITTINGS, UNIONS, TANK ADAPTERS, EXPANSION JOINTS & SADDLES

### CLAMP ON SADDLE x SR FIPT (continued) SINGLE OUTLET

Dimensions Also Applicable to  
867S-XXXSR, 867V-XXXSR & 867SV-XXXSR

2" - 4" 235 psi @ 73°F  
6" 200 psi @ 73°F  
8" - 12" 150 psi @ 73°F



Part Number		Size	H	H1	L	L1	M	N	Approx. Wt. (Lbs.)	
PVC	CPVC								PVC	CPVC
867-573SR	867-573CSR	8x1/2	8-3/32	4-7/8	8-1/2	10-1/8	5-1/4	3	9.69	10.07
867-574SR <sup>1</sup>	867-574CSR <sup>1</sup>	8x3/4	8-3/32	4-7/8	8-1/2	10-1/8	5-1/4	3	9.70	10.25
867-575SR	867-575CSR	8x1	8-3/32	4-7/8	8-1/2	10-1/8	5-1/4	2-13/16	9.81	10.08
867-576SR <sup>1</sup>	867-576CSR <sup>1</sup>	8x1-1/4	9-5/16	4-15/16	8-9/16	9-29/32	5-7/32	1-19/32	9.68	9.85
867-577SR <sup>1</sup>	867-577CSR <sup>1</sup>	8x1-1/2	8-3/32	4-7/8	8-1/2	10-1/8	5-1/4	2-3/4	---	---
867-578SR <sup>1</sup>	867-578CSR <sup>1</sup>	8x2	7-11/16	4-7/8	8-1/2	10-1/8	5-1/4	2-3/8	---	---
867-579SR <sup>1</sup>	867-579CSR <sup>1</sup>	8x2-1/2	8-1/8	4-7/8	8-1/2	10-1/8	5-1/4	2-1/2	---	---
867-580SR <sup>1</sup>	867-580CSR <sup>1</sup>	8x3	7-1/16	4-7/8	8-1/2	10-1/8	5-1/4	1-15/16	---	---
867-582SR	867-582CSR	8x4	7-5/16	4-7/8	8-1/2	10-1/8	5-1/4	1-1/2	7.74	8.09
867-585SR	867-585CSR	8x6	8-3/32	4-7/8	8-1/2	10-1/8	7-5/8	2-3/32	8.61	9.08
867-624SR	867-624CSR	10x4	8-15/32	6-1/32	8-1/2	12-5/16	5-1/4	2-3/16	---	---
867-626SR	867-626CSR	10x6	9-9/32	6-1/32	8-1/2	12-5/16	7-5/8	3-3/16	---	---
867-664SR	867-664CSR	12x4	9-9/16	7-5/32	8-1/2	14-5/16	5-1/4	1-5/8	---	---
867-666SR	867-666CSR	12x6	10-3/8	7-5/32	8-1/2	14-5/16	7-5/8	2-1/4	---	---

<sup>1</sup> Outlet sized with bushing

- 1) Clamp On Saddle Standard Hardware: Zinc Bolts w/EPDM O-ring Seal  
e.g. Part Number 867-247SR = 2x1/2 PVC Clamp On Saddle, SR Threaded, EPDM O-ring, Zinc Bolts.
- 2) Clamp On Saddles w/Stainless Steel (SS) Bolts, Add The Letter "S" Before The Dash.  
e.g. Part Number 867S-247SR = 2x1/2 PVC Clamp On Saddle, SR Threaded, EPDM O-ring, Stainless Steel Bolts.
- 3) Clamp On Saddles w/FKMO-ring Seal, Add The Letter "V" Before The Dash.  
e.g. Part Number 867V-247SR = 2x1/2 PVC Clamp-On Saddle, SR Threaded, FKM O-ring, Zinc Bolts.
- 4) Clamp-On Saddles w/Stainless Steel Bolts & FKM O-ring Seal, Add The Letter "SV" Before The Dash.  
e.g. Part Number 867SV-247SR = 2x1/2 PVC Clamp On Saddle, SR Threaded FKM O-ring, Stainless Steel Bolts.

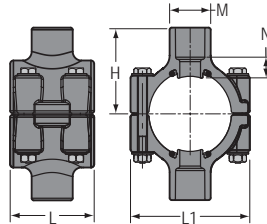
# PVC & CPVC SCHEDULE 80 FITTINGS, UNIONS, TANK ADAPTERS, EXPANSION JOINTS & SADDLES



## CLAMP ON SADDLE x SOCKET DOUBLE OUTLET

Dimensions Also Applicable to  
868S-XXX, 868V-XXX & 868SV-XXX

2" - 4" 235 psi @ 73°F  
6" 200 psi @ 73°F  
8" - 12" 150 psi @ 73°F



Part Number		Size	H	L	L1	M	N	Approx. Wt. (Lbs.)	
PVC	CPVC							PVC	CPVC
868-247	868-247C	2x1/2	2-3/8	2-7/16	3-7/16	1-3/16	5/16	.56	.59
868-248	868-248C	2x3/4	2-1/2	2-7/16	3-7/16	1-3/8	5/16	.57	.60
868-249	868-249C	2x1	2-5/8	2-7/16	3-7/16	1-11/16	5/16	.40	.62
838-250	838-250C	2x1-1/4	2-3/4	2-7/16	3-7/16	2-1/16	5/16	.61	.64
868-251	868-251C	2x1-1/2	2-15/16	2-7/16	3-7/16	2-3/8	5/16	.65	.70
868-291	868-291C	2-1/2x1-1/2	3-3/16	4-1/16	4	2-3/8	3/8	1.02	1.09
868-333 <sup>1</sup>	868-333C <sup>1</sup>	3x1/2	3-5/16	3	4-5/8	1-3/8	13/16	.93	.97
868-334	868-334C	3x3/4	3-1/16	3	4-5/8	1-3/8	9/32	.89	.92
868-335	868-335C	3x1	3-3/16	3	4-5/8	1-11/16	5/16	.91	.96
868-336 <sup>1</sup>	868-336C <sup>1</sup>	3x1-1/4	4-1/32	4-3/32	4-5/8	3	1-1/32	1.94	2.06
868-337 <sup>1</sup>	868-337C <sup>1</sup>	3x1-1/2	4-1/32	4-3/32	4-5/8	3	29/32	1.82	1.97
868-338	868-338C	3x2	3-5/8	4-3/32	4-5/8	3	3/8	1.47	1.57
868-415 <sup>1</sup>	868-415C <sup>1</sup>	4x1/2	4-3/32	3	5-9/16	2-3/8	31/32	1.43	1.51
868-416 <sup>1</sup>	868-416C <sup>1</sup>	4x3/4	4-3/32	3	5-9/16	2-3/8	27/32	1.39	1.46
868-417	868-417C	4x1	3-13/16	3	5-5/8	1-11/16	7/16	1.30	1.37
868-418 <sup>1</sup>	868-418C <sup>1</sup>	4x1-1/4	4-13/32	4-3/32	5-5/8	2-3/8	29/32	1.92	2.04
868-419	868-419C	4x1-1/2	4-1/8	4-3/32	5-9/16	2-3/8	1/2	1.77	1.87
868-420	868-420C	4x2	4-3/16	4-1/8	5-5/8	3	7/16	1.90	2.01
868-421 <sup>1</sup>	868-421C <sup>1</sup>	4x2-1/2	5	5-7/16	5-23/32	4-9/32	3/4	3.69	3.98
868-422	868-422C	4x3	4-5/8	5-7/16	5-11/16	4-1/4	1/2	2.92	3.16
868-523 <sup>1</sup>	868-523C <sup>1</sup>	6x1/2	5-13/32	3	7-3/4	1-11/16	1-7/32	2.48	2.63
868-524 <sup>1</sup>	868-524C <sup>1</sup>	6x3/4	5-7/16	3	7-3/4	1-11/16	1-1/8	2.44	2.58
868-525	868-525C	6x1	5-1/8	3	7-15/16	1-11/16	11/16	2.35	2.49
868-526 <sup>1</sup>	868-526C <sup>1</sup>	6x1-1/4	5-15/16	4-1/8	7-3/4	3	1-3/8	3.72	3.93
868-527 <sup>1</sup>	868-527C <sup>1</sup>	6x1-1/2	5-15/16	4-1/8	7-3/4	3	1-1/4	3.60	3.84
868-528	868-528C	6x2	5-1/2	4-1/8	7-3/4	3	11/16	3.25	3.44
868-529 <sup>1</sup>	868-529C <sup>1</sup>	6x2-1/2	6-7/16	6	7-15/16	4-1/4	1-1/8	5.58	5.93
868-530	868-530C	6x3	5-15/16	6	7-15/16	4-1/4	25/32	4.81	5.11
868-532	868-532C	6x4	6	6	7-15/16	5-3/16	5/8	5.56	6.10
868-573 <sup>1</sup>	868-573C <sup>1</sup>	8x1/2	8-3/32	8-1/2	10-1/8	5-1/4	2-3/16	11.50	12.06

<sup>1</sup> Outlet sized with bushing

NOT FOR DISTRIBUTION OF COMPRESSED AIR OR GAS  
Progressive Products from Spears® Innovation and Technology

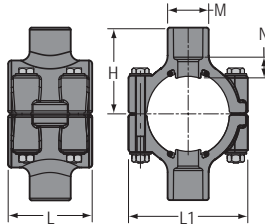


# PVC & CPVC SCHEDULE 80 FITTINGS, UNIONS, TANK ADAPTERS, EXPANSION JOINTS & SADDLES

## CLAMP ON SADDLE x SOCKET (continued) DOUBLE OUTLET

Dimensions Also Applicable to  
868S-XXX, 868V-XXX & 868SV-XXX

2" - 4" 235 psi @ 73°F  
6" 200 psi @ 73°F  
8" - 12" 150 psi @ 73°F



Part Number		Size	H	L	L1	M	N	Approx. Wt. (Lbs.)	
PVC	CPVC							PVC	CPVC
868-574 <sup>1</sup>	868-574C <sup>1</sup>	8x3/4	8-3/32	8-1/2	10-1/8	5-1/4	2-3/4	11.45	12.01
868-575 <sup>1</sup>	868-575C <sup>1</sup>	8x1	8-3/32	8-1/2	10-1/8	5-1/4	2-5/8	11.52	12.02
868-576 <sup>1</sup>	868-576C <sup>1</sup>	8x1-1/4	8-3/32	8-1/2	10-1/8	5-1/4	2-1/2	11.48	11.88
868-577 <sup>1</sup>	868-577C <sup>1</sup>	8x1-1/2	8-3/32	8-1/2	10-1/8	5-1/4	2-3/8	11.30	11.78
868-578 <sup>1</sup>	868-578C <sup>1</sup>	8x2	7-11/16	8-1/2	10-1/8	5-1/4	1-7/8	11.00	11.47
868-579 <sup>1</sup>	868-579C <sup>1</sup>	8x2-1/2	8-1/8	8-1/2	10-1/8	5-1/4	1-11/16	8.90	9.21
868-580 <sup>1</sup>	868-580C <sup>1</sup>	8x3	7-9/16	8-1/2	9-7/8	5-7/32	2-1/16	10.25	10.92
868-582	868-582C	8x4	7-5/16	8-1/2	10-1/8	5-1/4	11/16	8.00	8.62
868-585	868-585C	8x6	8-3/32	8-1/2	10-1/8	7-5/8	11/16	10.32	10.81
868-624	868-624C	10x4	8-15/32	8-1/2	12-5/16	5-1/4	13/16	15.37	12.99
868-626	868-626C	10x6	9-9/32	8-1/2	12-5/16	7-5/8	13/16	14.51	15.15
868-664	868-664C	12x4	9-9/16	8-1/2	14-5/16	5-1/4	7/8	15.75	17.06
868-666	868-666C	12x6	10-3/8	8-1/2	14-5/16	7-5/8	7/8	17.58	18.64

<sup>1</sup> Outlet sized with bushing

- 1) Clamp On Saddle Standard Hardware: Zinc Bolts w/EPDM O-ring Seal  
e.g. Part Number 868-247 = 2x1/2 PVC Clamp On Saddle, Socket, EPDM O-ring, Zinc Bolts.
- 2) Clamp On Saddles w/Stainless Steel (SS) Bolts, Add The Letter "S" Before The Dash.  
e.g. Part Number 868S-247 = 2x1/2 PVC Clamp On Saddle, Socket, EPDM O-ring, Stainless Steel Bolts.
- 3) Clamp On Saddles w/FKM O-ring Seal, Add The Letter "V" Before The Dash.  
e.g. Part Number 868V-247 = 2x1/2 PVC Clamp-On Saddle, Socket, FKM O-ring, Zinc Bolts.
- 4) Clamp-On Saddles w/Stainless Steel Bolts & FKM O-ring Seal, Add The Letter "SV" Before The Dash.  
e.g. Part Number 868SV-247 = 2x1/2 PVC Clamp On Saddle, Socket FKM O-ring, Stainless Steel Bolts.



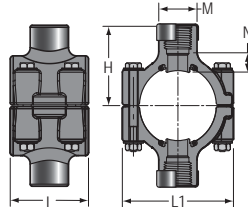
# PVC & CPVC SCHEDULE 80 FITTINGS, UNIONS, TANK ADAPTERS, EXPANSION JOINTS & SADDLES



## CLAMP ON SADDLE x SR FIPT DOUBLE OUTLET

Dimensions Also Applicable to  
869S-XXXSR, 869V-XXXSR & 869SV-XXXSR

2" - 4" 235 psi @ 73°F  
6" 200 psi @ 73°F  
8" - 12" 150 psi @ 73°F



Part Number		Size	H	L	L1	M	N	Approx. Wt. (Lbs.)	
PVC	CPVC							PVC	CPVC
869-247SR	869-247CSR	2x1/2	2-3/8	2-7/16	3-7/16	1-3/16	5/16	.56	.59
869-248SR	869-248CSR	2x3/4	2-1/2	2-7/16	3-7/16	1-3/8	5/8	.57	.60
869-249SR	869-249CSR	2x1	2-5/8	2-7/16	3-7/16	1-11/16	9/16	.40	.62
869-250SR	869-250CSR	2x1-1/4	2-3/4	2-7/16	3-7/16	2-1/16	11/16	.61	.64
869-251SR	869-251CSR	2x1-1/2	2-15/16	2-7/16	3-7/16	2-3/8	3/4	.65	.70
869-291SR	869-291CSR	2-1/2x1-1/2	3-3/16	4-1/16	4	2-3/8	13/16	1.02	1.09
869-333SR <sup>1</sup>	869-333CSR <sup>1</sup>	3x1/2	3-5/16	3	4-5/8	1-3/8	15/16	.96	1.00
869-334SR	869-334CSR	3x3/4	3-1/16	3	4-5/8	1-3/8	9/16	.93	.96
869-335SR	869-335CSR	3x1	3-3/16	3	4-5/8	1-11/16	9/16	.95	1.00
869-336SR <sup>1</sup>	869-336CSR <sup>1</sup>	3x1-1/4	4-1/32	4-3/32	4-5/8	3	1-5/16	2.01	2.15
869-337SR <sup>1</sup>	869-337CSR <sup>1</sup>	3x1-1/2	4-1/32	4-3/32	4-5/8	3	2-11/16	1.93	2.06
869-338SR	869-338CSR	3x2	3-5/8	4-3/32	4-5/8	3	7/8	1.71	1.74
869-415SR <sup>1</sup>	869-415CSR <sup>1</sup>	4x1/2	4-3/32	3	5-9/16	2-3/8	1-1/8	1.46	1.53
869-416SR <sup>1</sup>	869-416CSR <sup>1</sup>	4x3/4	4-3/32	3	5-9/16	2-3/8	1-1/8	1.43	1.52
869-417SR	869-417CSR	4x1	3-13/16	3	5-5/8	1-11/16	11/16	1.34	1.41
869-418SR <sup>1</sup>	869-418CSR <sup>1</sup>	4x1-1/4	4-13/32	4-3/32	5-5/8	2-3/8	1-7/32	2.02	2.13
869-419SR	869-419CSR	4x1-1/2	4-1/8	4-3/32	5-9/16	2-3/8	15/16	1.87	1.99
869-420SR	869-420CSR	4x2	4-3/16	4-1/8	5-5/8	3	15/16	2.08	2.18
869-421SR <sup>1</sup>	869-421CSR <sup>1</sup>	4x2-1/2	5	5-7/16	5-23/32	4-9/32	1-7/32	3.96	4.29
869-422SR	869-422CSR	4x3	4-5/8	5-7/16	5-11/16	4-1/4	31/32	3.19	3.39
869-523SR <sup>1</sup>	869-523CSR <sup>1</sup>	6x1/2	5-13/32	3	7-3/4	1-11/16	1-3/8	2.51	2.64
869-524SR <sup>1</sup>	869-524CSR <sup>1</sup>	6x3/4	5-7/16	3	7-3/4	1-11/16	1-3/8	2.48	2.63
869-525SR	869-525CSR	6x1	5-1/8	3	7-15/16	1-11/16	15/16	2.39	2.53
869-526SR <sup>1</sup>	869-526CSR <sup>1</sup>	6x1-1/4	5-15/16	4-1/8	7-3/4	3	1-11/16	3.79	4.03
869-527SR <sup>1</sup>	869-527CSR <sup>1</sup>	6x1-1/2	5-15/16	4-1/8	7-3/4	3	1-3/4	3.70	3.93
869-528SR	869-528CSR	6x2	5-1/2	4-1/8	7-3/4	3	1-7/32	3.43	3.62
869-529SR <sup>1</sup>	869-529CSR <sup>1</sup>	6x2-1/2	6-7/16	6	7-15/16	4-1/4	1-9/16	5.85	6.23
869-530SR	869-530CSR	6x3	5-15/16	6	7-15/16	4-1/4	1-1/4	5.04	5.45
869-532SR	869-532CSR	6x4	6	6	7-15/16	5-3/16	1-3/8	6.26	6.67
869-573SR <sup>1</sup>	869-573CSR <sup>1</sup>	8x1/2	8-3/32	8-1/2	10-1/8	5-1/4	3	11.52	12.02

<sup>1</sup> Outlet sized with bushing

NOT FOR DISTRIBUTION OF COMPRESSED AIR OR GAS  
Progressive Products from Spears® Innovation and Technology

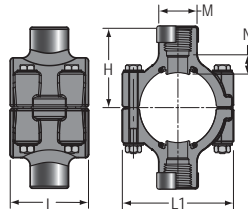


# PVC & CPVC SCHEDULE 80 FITTINGS, UNIONS, TANK ADAPTERS, EXPANSION JOINTS & SADDLES

## CLAMP ON SADDLE x SR FIPT (continued) DOUBLE OUTLET

Dimensions Also Applicable to  
869S-XXXSR, 869V-XXXSR & 869SV-XXXSR

2" - 4" 235 psi @ 73°F  
6" 200 psi @ 73°F  
8" - 12" 150 psi @ 73°F



Part Number		Size	H	L	L1	M	N	Approx. Wt. (Lbs.)	
PVC	CPVC							PVC	CPVC
869-574SR <sup>1</sup>	869-574CSR <sup>1</sup>	8x3/4	8-3/32	8-1/2	10-1/8	5-1/4	3	---	---
869-575SR <sup>1</sup>	869-575CSR <sup>1</sup>	8x1	8-3/32	8-1/2	10-1/8	5-1/4	2-13/16	---	---
869-576SR <sup>1</sup>	869-576CSR <sup>1</sup>	8x1-1/4	8-3/32	8-1/2	10-1/8	5-1/4	2-3/4	---	---
869-577SR <sup>1</sup>	869-577CSR <sup>1</sup>	8x1-1/2	8-3/32	8-1/2	10-1/8	5-1/4	2-3/4	---	---
869-578SR <sup>1</sup>	869-578CSR <sup>1</sup>	8x2	7-11/16	8-1/2	10-1/8	5-1/4	2-3/8	---	---
869-579SR <sup>1</sup>	869-579CSR <sup>1</sup>	8x2-1/2	8-1/8	8-1/2	10-1/8	5-1/4	2-1/2	---	---
869-580SR <sup>1</sup>	869-580CSR <sup>1</sup>	8x3	7-1/16	8-1/2	10-1/8	5-1/4	1-15/16	---	---
869-582SR	869-582CSR	8x4	7-5/16	8-1/2	10-1/8	5-1/4	1-1/2	8.59	9.29
869-585SR	869-585CSR	8x6	8-3/32	8-1/2	10-1/8	7-5/8	2-3/32	10.32	10.81
869-624SR	869-624CSR	10x4	8-15/32	8-1/2	12-5/16	5-1/4	2-3/16	---	---
869-626SR	869-626CSR	10x6	9-9/32	8-1/2	12-5/16	7-5/8	3-3/16	---	---
869-664SR	869-664CSR	12x4	9-9/16	8-1/2	14-5/16	5-1/4	1-5/8	---	---
869-666SR	869-666CSR	12x6	10-3/8	8-1/2	14-5/16	7-5/8	2-1/4	---	---

<sup>1</sup> Outlet sized with bushing

- 1) Clamp On Saddle Standard Hardware: Zinc Bolts w/EPDM O-ring Seal  
e.g. Part Number 869-247SR = 2x1/2 PVC Clamp On Saddle, SR Threaded, EPDM O-ring, Zinc Bolts.
- 2) Clamp On Saddles w/Stainless Steel (SS) Bolts, Add The Letter "S" Before The Dash.  
e.g. Part Number 869S-247SR = 2x1/2 PVC Clamp On Saddle, SR Threaded, EPDM O-ring, Stainless Steel Bolts.
- 3) Clamp On Saddles w/FKM O-ring Seal, Add The Letter "V" Before The Dash.  
e.g. Part Number 869V-247SR = 2x1/2 PVC Clamp-On Saddle, SR Threaded, FKM O-ring, Zinc Bolts.
- 4) Clamp-On Saddles w/Stainless Steel Bolts & FKM O-ring Seal, Add The Letter "SV" Before The Dash.  
e.g. Part Number 869SV-247SR = 2x1/2 PVC Clamp On Saddle, SR Threaded FKM O-ring, Stainless Steel Bolts.

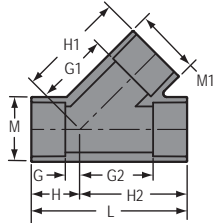
# PVC & CPVC SCHEDULE 80 FITTINGS, UNIONS, TANK ADAPTERS, EXPANSION JOINTS & SADDLES



## WYE

Socket x Socket x Socket

1/2" - 2" 235 psi @ 73°F  
 2-1/2" - 6" 150 psi @ 73°F  
 8" & Up & All Fab 100 psi @ 73°F



Part Number		Size	G	G1	G2	H	H1	H2	L	M	M1	Approx. Wt. (Lbs.)	
PVC	CPVC											PVC	CPVC
875-005	875-005C	1/2	1/4	1-5/32	1-5/32	1-1/8	2-1/16	2-1/32	3-3/16	1-5/32	1-5/32	.12	.13
875-007	875-007C	3/4	5/16	1-3/8	1-3/8	1-5/16	2-3/8	2-3/8	3-23/32	1-3/8	1-3/8	.19	.20
875-010	875-010C	1	5/16	1-3/4	1-3/4	1-7/16	2-29/32	2-7/8	4-11/32	1-11/16	1-11/16	.31	.33
875-012	875-012C	1-1/4	13/32	2-5/32	2-5/32	1-21/32	3-13/32	3-13/32	5-3/32	2-1/16	2-1/16	.50	.53
875-015	875-015C	1-1/2	11/16	2-13/32	2-3/8	2-1/16	3-3/4	3-3/4	5-13/16	2-11/32	2-5/16	.69	.74
875-020	875-020C	2	5/8	3-7/32	3-7/32	2-5/32	4-7/8	4-7/8	6-7/8	2-7/8	2-7/8	1.20	1.28
875-025 <sup>1</sup>	875-025C <sup>1</sup>	2-1/2	1-3/16	5-1/8	4-23/32	2-15/16	6-7/8	6-15/32	9-13/32	4-3/16	4-3/16	3.81	3.99
875-030	875-030C	3	11/16	4-23/32	4-1/4	2-9/16	6-1/8	6-1/8	8-23/32	4-3/16	4-3/16	2.62	2.79
875-040	875-040C	4	1-7/32	5-23/32	5	3-1/2	7-31/32	7-1/4	10-3/4	5-1/4	5-1/4	4.61	4.70
875-050F	---	5	5-1/8	10-11/16	10-11/16	8-1/8	13-11/16	13-11/16	21-13/16	6-5/16	6-5/16	9.34	---
875-060	875-060C	6	1-5/32	8-25/32	8-3/16	4-3/16	11-25/32	11-3/16	15-3/8	7-9/16	7-9/16	12.01	12.67
875-080	875-080C	8	1-15/16	11-11/32	11-11/32	5-31/32	15-11/32	15-11/32	21-5/16	9-3/4	9-3/4	25.44	26.97
875-080F	875-080CF	8	5-1/16	15-7/8	13-11/16	9-5/16	20-1/8	17-15/16	27-1/4	9-5/8	9-5/8	39.76	44.67
875-100F	875-100CF	10	6-1/2	18-7/8	17-1/4	11-3/4	24-1/8	22-1/2	34-1/4	11-15/16	11-15/16	65.51	75.04
875-120F	875-120CF	12	7-1/8	21-13/16	19-7/8	13-3/8	28-1/16	26-1/8	39-1/2	14-1/8	14-1/8	109.85	123.20
875-140F	875-140CF	14	9-13/16	23-13/16	23-13/16	16-13/16	30-13/16	30-13/16	47-5/8	15-1/2	15-1/2	135.75	149.48
875-160F	875-160CF	16	10-1/8	26-1/8	26-1/8	18-1/8	34-1/8	34-1/8	52-1/4	17-11/16	17-11/16	183.59	211.73
875-180F	875-180CF	18	10	29-3/8	28	19	38-3/8	37	56	19-7/8	19-7/8	255.49	292.04
875-200F	---	20	11-5/8	31-5/8	31-5/8	21-5/8	41-5/8	41-5/8	63-1/4	22-1/16	22-1/16	399.60	---
875-240F	---	24	14-1/4	38-1/4	38-1/4	26-1/4	50-1/4	50-1/4	76-1/2	26-7/16	26-7/16	617.50	---

<sup>1</sup> Outlet sized with bushing

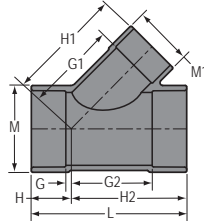


# PVC & CPVC SCHEDULE 80 FITTINGS, UNIONS, TANK ADAPTERS, EXPANSION JOINTS & SADDLES

## REDUCING WYE

Socket x Socket x Socket

1/2" - 2-1/2" 235 psi @ 73°F  
 3" - 6" 150 psi @ 73°F  
 8" & Up & All Fab 100 psi @ 73°F



Part Number		Size	G	G1	G2	H	H1	H2	L	M	M1	Approx. Wt. (Lbs.)	
PVC	CPVC											PVC	CPVC
875-131 <sup>1</sup>	---	1x1x3/4	1/4	2-7/32	1-27/32	1-3/8	2-31/32	2-31/32	4-11/32	1-11/16	1-11/16	.35	---
875-167 <sup>1</sup>	875-167C <sup>1</sup>	1-1/4x1-1/4x3/4	3/8	2-3/4	2-1/4	1-5/8	3-3/4	3-1/2	5-1/8	2-1/16	2-1/16	.61	.65
875-168 <sup>1</sup>	875-168C <sup>1</sup>	1-1/4x1-1/4x1	3/8	2-5/8	2-1/4	1-5/8	3-3/4	3-1/2	5-1/8	2-1/16	2-1/16	.56	.62
875-210 <sup>1</sup>	875-210C <sup>1</sup>	1-1/2x1-1/2x3/4	1/2	3-1/2	2-9/16	1-7/8	4-1/2	3-15/16	5-13/16	2-11/32	2-11/32	.88	.94
875-211 <sup>1</sup>	875-211C <sup>1</sup>	1-1/2x1-1/2x1	1/2	3	2-9/16	1-7/8	4-5/32	3-15/16	5-13/16	2-11/32	2-11/32	.83	.89
875-212 <sup>1</sup>	875-212C <sup>1</sup>	1-1/2x1-1/2x1-1/4	1/2	3-1/4	2-9/16	1-7/8	4-1/2	3-15/16	5-13/16	2-11/32	2-11/32	.74	.82
875-248 <sup>1</sup>	875-248C <sup>1</sup>	2x2x3/4	5/8	4-5/32	3-7/32	2-5/32	5-5/32	4-7/8	6-7/8	2-7/8	2-7/8	1.46	1.56
875-250 <sup>1</sup>	875-250C <sup>1</sup>	2x2x1-1/4	5/8	3-5/16	3-3/8	2-5/32	5	4-3/4	6-7/8	2-7/8	2-7/8	1.46	1.52
---	875-251C <sup>1</sup>	2x2x1-1/2	1/2	3-23/32	3-11/32	2-1/32	5-3/32	4-7/8	6-7/8	2-7/8	2-7/8	---	1.44
875-291 <sup>1</sup>	---	2-1/2x2-1/2x1-1/2	1	6-1/4	4-9/16	3-1/16	7-5/8	6-5/8	9-11/16	4-3/16	4-3/16	4.34	---
875-292 <sup>1</sup>	---	2-1/2x2-1/2x2	1/2	3-3/4	4-3/4	2-1/2	6-7/8	6-1/2	9-3/8	4-1/4	4-1/4	3.97	---
875-335 <sup>1</sup>	875-335C <sup>1</sup>	3x3x1	11/16	5-7/8	4-7/32	2-9/16	6-15/16	6-1/8	8-23/32	4-3/16	4-3/16	3.27	3.57
875-336 <sup>1</sup>	875-336C <sup>1</sup>	3x3x1-1/4	7/8	5-3/4	4-1/8	2-3/4	7	6	8-3/4	4-3/16	4-3/16	3.21	3.34
875-337 <sup>1</sup>	875-337C <sup>1</sup>	3x3x1-1/2	2-5/8	5-1/2	4-1/4	2-5/8	6-7/8	6-1/8	8-3/4	4-3/16	4-3/16	3.14	3.21
875-338 <sup>1</sup>	875-338C <sup>1</sup>	3x3x2	1/2	3-3/4	3-3/4	2-1/2	6-1/2	5-3/4	8-3/4	4-1/4	4-1/4	3.20	3.21
875-339 <sup>1</sup>	875-339C <sup>1</sup>	3x3x2-1/2	7/8	4-1/8	4-21/32	2-3/4	6-3/4	6	8-3/4	4-3/16	4-3/16	2.97	3.11
875-419 <sup>1</sup>	---	4x4x1-1/2	1	6-5/8	5-1/4	3-1/4	8-13/16	7-1/2	10-3/4	5-1/4	5-3/16	6.04	---
875-420	875-420C	4x4x2	-5/16	4-11/16	4	2	6-7/32	6-5/16	8-5/16	5-9/32	2-29/32	2.78	2.92
875-421F	---	4x4x2-1/2	4-9/16	8-13/16	9-1/16	6-13/16	10-1/2	11-5/16	18-1/8	5-1/4	3-1/2	5.37	---
875-422 <sup>1</sup>	875-422C <sup>1</sup>	4x4x3	1	7-3/8	5-1/4	3-1/4	9-1/4	7-1/2	10-3/4	5-1/4	5-3/16	5.41	5.81
875-528 <sup>1</sup>	875-528C <sup>1</sup>	6x6x2	1/16	8-13/16	6-9/16	3-1/16	10-5/16	9-9/16	12-5/8	7-9/16	5-7/16	9.78	10.10
875-528F	875-528CF	6x6x2	1-15/16	9-3/16	8-9/16	5-3/16	10-15/16	11-13/16	17	7-1/2	2-13/16	9.36	10.07
875-530 <sup>1</sup>	875-530C <sup>1</sup>	6x6x3	-1/16	8-3/8	6-11/16	3	10-1/4	9-11/16	12-5/8	7-9/16	5-3/8	9.60	9.82
875-530F	875-530CF	6x6x3	2-15/16	10-5/16	9-9/16	6-3/16	12-9/16	12-13/16	19	7-1/2	4-1/8	13.92	12.14
875-532	875-532C	6x6x4	31/32	6-9/16	5-11/16	3-15/16	8-27/32	8-23/32	12-21/32	7-9/16	5-7/16	8.61	9.22
875-578 <sup>1</sup>	875-578C <sup>1</sup>	8x8x2	2	14-15/16	11-1/4	6	16-9/16	16-7/16	21-1/4	9-11/16	9-11/16	34.05	35.44
875-578F	875-578CF	8x8x2	7/8	10-1/2	9-1/2	5-1/8	12-1/4	13-3/4	18-7/8	9-5/8	2-13/16	17.93	19.12
875-579F	875-579CF	8x8x2-1/2	1-7/16	10-15/16	10-1/16	5-11/16	12-15/16	14-5/16	20	9-5/8	3-7/16	21.92	22.00
875-580F	875-580CF	8x8x3	1-15/16	11-5/8	10-9/16	6-3/16	13-7/8	14-13/16	21	9-5/8	4-1/8	21.92	18.87
875-582 <sup>1</sup>	875-582C <sup>1</sup>	8x8x4	2	14-3/16	11-1/4	6	16-7/16	15-1/4	21-1/4	9-11/16	9-11/16	32.83	35.13
875-582F	875-582CF	8x8x4	2-15/16	11-7/8	11-9/16	7-3/16	14-1/8	15-13/16	23	9-5/8	5-3/16	18.50	27.78
875-585 <sup>1</sup>	875-585C <sup>1</sup>	8x8x6	2	12-15/16	11-1/4	6	15-15/16	15-1/4	21-1/4	9-11/16	9-11/16	30.74	32.29
875-585F	875-585CF	8x8x6	4-15/16	13-15/16	13-9/16	9-3/16	17-3/16	17-13/16	27	9-5/8	7-1/2	32.97	34.75
875-621 <sup>1</sup>	---	10x10x2	3-3/4	6	14-1/2	9	17-1/2	19-3/4	28-3/4	11	7-1/2	30.84	---

<sup>1</sup>Outlet sized with bushing

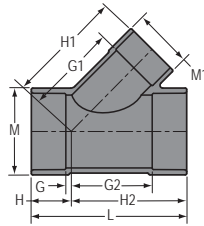
# PVC & CPVC SCHEDULE 80 FITTINGS, UNIONS, TANK ADAPTERS, EXPANSION JOINTS & SADDLES



## REDUCING WYE (continued)

Socket x Socket x Socket

1/2" - 2-1/2" 235 psi @ 73°F  
 3" - 6" 150 psi @ 73°F  
 8" & Up & All Fab 100 psi @ 73°F



Part Number		Size	G	G1	G2	H	H1	H2	L	M	M1	Approx. Wt. (Lbs.)	
PVC	CPVC											PVC	CPVC
875-621F	875-621CF	10x10x2	1/4	11-7/8	10-1/2	5	13-5/8	15-3/4	20-3/4	11-15/16	2-13/16	41.46	26.48
875-622F	---	10x10x2-1/2	1/8	12-5/16	10-7/8	5-3/8	14-5/16	16-1/8	21-1/2	11-15/16	3-7/16	29.34	---
875-623 <sup>1</sup>	---	10x10x3	7/8	12-7/8	11-5/8	6-1/8	15-1/4	16-7/8	23	12	4-1/8	30.70	---
875-623F	875-623CF	10x10x3	3/4	13	11-1/2	6	15-1/4	16-3/4	22-3/4	11-15/16	4-1/8	31.71	29.62
875-624 <sup>1</sup>	---	10x10x4	1-7/8	10-5/8	12-5/8	7-1/8	12-1/4	17-7/8	25	12	5-3/8	30.56	---
875-624F	875-624CF	10x10x4	1-3/4	13-1/4	12-1/2	7	15-1/2	17-3/4	24-3/4	11-15/16	5-3/16	39.93	39.21
875-626	875-626C	10x10x6	-9/32	12-27/32	11-1/32	4-23/32	15-7/8	16-1/32	20-3/4	12-1/32	7-19/32	28.12	31.56
875-626F	875-626CF	10x10x6	3-3/4	15-5/16	14-1/2	9	18-9/16	19-3/4	28-3/4	11-15/16	7-1/2	42.69	29.74
875-628	875-628C	10x10x8	1-7/32	12-3/4	12-1/4	6-7/32	16-25/32	17-9/32	23-1/2	12-1/32	9-23/32	34.14	38.99
875-628F	875-628CF	10x10x8	5-1/4	17-1/4	16	10-1/2	21-1/2	21-1/4	31-3/4	11-15/16	9-5/8	55.19	56.37
875-661F	875-661CF	12x12x2	1-5/16	13-3/16	11-7/16	4-15/16	14-15/16	17-11/16	22-5/8	14-1/8	2-13/16	37.58	40.76
875-662F	---	12x12x2-1/2	15/16	13-5/8	11-13/16	5-5/16	15-5/8	18-1/16	23-3/8	14-1/8	3-7/16	43.72	---
875-663F	875-663CF	12x12x3	1/8	14-5/16	12-7/8	6-3/8	16-9/16	19-1/8	25-1/2	14-1/8	4-1/8	43.39	44.74
875-664F	875-664CF	12x12x4	5/8	14-9/16	13-3/8	6-7/8	16-13/16	19-5/8	26-1/2	14-1/8	5-3/16	48.41	49.06
875-666F	875-666CF	12x12x6	2-5/8	16-5/8	15-3/8	8-7/8	19-7/8	21-5/8	30-1/2	14-1/8	7-1/2	64.52	58.24
875-668F	875-668CF	12x12x8	4-1/4	18-9/16	17	10-1/2	22-13/16	23-1/4	33-3/4	14-1/8	9-5/8	71.04	68.98
875-670F	875-670CF	12x12x10	5-3/4	20-3/16	18-1/2	12	25-7/16	24-3/4	36-3/4	14-1/8	11-15/16	80.79	81.76
875-694F	875-694CF	14x14x4	1-1/4	15-5/16	15-1/4	8-1/4	17-9/16	22-1/4	30-1/2	15-1/2	5-3/16	68.80	63.95
875-696F	875-696CF	14x14x6	2	17-3/8	16	9	20-5/8	23	32	15-1/2	7-1/2	78.50	83.85
875-698F	875-698CF	14x14x8	4-1/4	19-5/16	18-1/4	11-1/4	23-9/16	25-1/4	36-1/2	15-1/2	9-5/8	90.50	82.78
875-700F	875-700CF	14x14x10	5-3/4	20-15/16	19-3/4	12-3/4	26-3/16	26-3/4	39-1/2	15-1/2	11-15/16	84.58	107.47
875-702F	875-702CF	14x14x12	7-1/4	22-9/16	21-1/4	14-1/4	28-13/16	28-1/4	42-1/2	15-1/2	14-1/8	108.22	115.64
875-754F	875-754CF	16x16x4	1-1/8	16-5/8	17-1/8	9-1/8	18-7/8	25-1/8	34-1/4	17-11/16	5-3/16	76.47	88.48
875-756F	875-756CF	16x16x6	1-5/8	18-11/16	17-5/8	9-5/8	21-15/16	25-5/8	35-1/4	17-11/16	7-1/2	105.73	94.93
875-758F	875-758CF	16x16x8	3-5/8	20-5/8	19-5/8	11-5/8	24-7/8	27-5/8	39-1/4	17-11/16	9-5/8	120.00	108.85
875-760F	875-760CF	16x16x10	5-1/8	22-1/4	21-1/8	13-1/8	27-1/2	29-1/8	42-1/4	17-11/16	11-15/16	123.77	137.97
875-762F	875-762CF	16x16x12	6-1/2	23-7/8	22-1/2	14-1/2	30-1/8	30-1/2	45	17-11/16	14-1/8	142.80	146.49
875-764F	875-764CF	16x16x14	7-7/8	25-1/8	23-7/8	15-7/8	32-1/8	31-7/8	47-3/4	17-11/16	15-1/2	161.25	167.10
875-784F	875-784CF	18x18x4	0	17-7/8	18	9	20-1/8	27	36	19-7/8	5-3/16	116.63	119.05
875-786F	875-786CF	18x18x6	3/8	20-1/8	18-9/16	9-3/8	23-3/8	27-9/16	36-15/16	19-7/8	7-1/2	114.13	131.59
875-788F	875-788CF	18x18x8	3	21-7/8	21	12	26-1/8	30	42	19-7/8	9-5/8	92.20	146.16
875-790F	875-790CF	18x18x10	4-1/2	23-1/2	22-1/2	13-1/2	28-3/4	31-1/2	45	19-7/8	11-15/16	164.27	163.18
875-792F	875-792CF	18x18x12	6	25-1/8	24	15	31-3/8	33	48	19-7/8	14-1/8	184.56	184.28
875-794F	875-794CF	18x18x14	7	26-3/8	25	16	33-3/8	34	50	19-7/8	15-1/2	225.00	211.65
875-796F	875-796CF	18x18x16	8-1/2	27-3/8	26-1/2	17-1/2	35-3/8	35-1/2	53	19-7/8	17-11/16	225.00	243.00
875-814F	---	20x20x4	1	19-3/16	19	9	21-7/16	29	38	22-1/16	5-3/16	142.64	---
875-816F	---	20x20x6	1/8	21-1/4	19-7/8	9-7/8	24-1/2	29-7/8	39-3/4	22-1/16	7-1/2	156.65	---

<sup>1</sup>Outlet sized with bushing

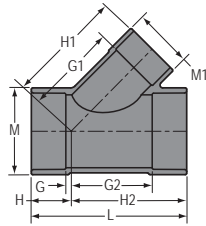


# PVC & CPVC SCHEDULE 80 FITTINGS, UNIONS, TANK ADAPTERS, EXPANSION JOINTS & SADDLES

## REDUCING WYE (continued)

Socket x Socket x Socket

1/2" - 2-1/2" 235 psi @ 73°F  
 3" - 6" 150 psi @ 73°F  
 8" & Up & All Fab 100 psi @ 73°F

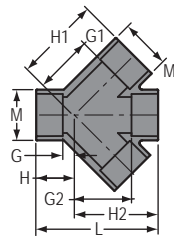


Part Number		Size	G	G1	G2	H	H1	H2	L	M	M1	Approx. Wt. (Lbs.)	
PVC	CPVC											PVC	CPVC
875-816F	---	20x20x6	1/8	21-1/4	19-7/8	9-7/8	24-1/2	29-7/8	39-3/4	22-1/16	7-1/2	156.65	---
875-818F	---	20x20x8	2-5/8	23-3/16	22-5/8	12-5/8	27-7/16	32-5/8	45-1/4	22-1/16	9-5/8	173.00	---
875-820F	---	20x20x10	4-1/8	24-13/16	24-1/8	14-1/8	30-1/16	34-1/8	48-1/4	22-1/16	11-15/16	190.74	---
875-822F	875-822CF	20x20x12	5-5/8	26-7/16	25-5/8	15-5/8	32-11/16	35-5/8	51-1/4	22-1/16	14-1/8	237.50	213.90
875-824F	875-824CF	20x20x14	7-1/8	27-11/16	27-1/8	17-1/8	34-11/16	37-1/8	54-1/4	22-1/16	15-1/2	243.75	239.07
875-826F	875-826CF	20x20x16	8-1/2	28-11/16	28-1/2	18-1/2	36-11/16	38-1/2	57	22-1/16	17-11/16	250.00	321.08
875-828F	---	20x20x18	10-1/8	30-11/16	30-1/8	20-1/8	39-11/16	40-1/8	60-1/4	22-1/16	19-7/8	255.62	---
875-904F	---	24x24x4	3	21-3/4	21	9	24	33	42	26-7/16	5-3/16	230.78	---
875-906F	---	24x24x6	7/8	23-13/16	23-1/8	11-1/8	27-1/16	35-1/8	46-1/4	26-7/16	7-1/2	248.89	---
875-908F	---	24x24x8	1-3/4	25-3/4	25-3/4	13-3/4	30	37-3/4	51-1/2	26-7/16	9-5/8	269.27	---
875-910F	---	24x24x10	3-1/4	27-3/8	27-1/4	15-1/4	32-5/8	39-1/4	54-1/2	26-7/16	11-15/16	291.66	---
875-912F	---	24x24x12	4-3/4	29	28-3/4	16-3/4	35-1/4	40-3/4	57-1/2	26-7/16	14-1/8	264.99	---
875-914F	---	24x24x14	6-1/4	30-1/4	30-1/4	18-1/4	37-1/4	42-1/4	60-1/2	26-7/16	15-1/2	283.70	---
875-916F	---	24x24x16	7-3/4	31-1/4	31-3/4	19-3/4	39-1/4	43-3/4	63-1/2	26-7/16	17-11/16	310.60	---
875-918F	---	24x24x18	9-1/4	33-1/4	33-1/4	21-1/4	42-1/4	45-1/4	66-1/2	26-7/16	19-7/8	255.60	---
875-920F	---	24x24x20	9-5/8	34-3/16	33-5/8	21-5/8	44-3/16	45-5/8	67-1/4	26-7/16	22-1/16	372.56	---

## DOUBLE WYE

Socket x Socket x Socket x Socket

100 psi @ 73°F



Part Number		Size	G	G1	G2	H	H1	H2	L	M	M1	Approx. Wt. (Lbs.)	
PVC	CPVC											PVC	CPVC
876-020F	876-020CF	2	3-7/8	6-1/4	6-1/4	5-7/16	7-13/16	7-13/16	13-3/16	2-7/8	2-7/8	2.97	3.01
876-030F	876-030CF	3	4-7/8	8-1/8	8-1/8	6-3/4	10-1/16	10-1/16	16-13/16	4-3/16	4-3/16	6.48	5.84
876-040F	876-040CF	4	4-11/16	9-3/16	9-3/16	6-15/16	11-7/16	11-7/16	18-3/8	5-3/16	5-3/16	9.74	13.33
876-060F	876-060CF	6	4-15/16	12-5/8	11-9/16	8-3/16	15-7/8	14-13/16	23	7-1/2	7-1/2	25.44	28.16
876-080F	876-080CF	8	5-1/16	15-7/8	13-11/16	9-5/16	20-1/8	17-15/16	27-1/4	9-5/8	9-5/8	48.35	55.13
876-100F	876-100CF	10	6-1/2	18-7/8	17-1/4	11-3/4	24-1/8	22-1/2	34-1/4	11-15/16	11-15/16	65.51	94.00
876-120F	876-120CF	12	7-1/8	21-13/16	19-7/8	13-3/8	28-1/16	26-1/8	39-1/2	14-1/8	14-1/8	101.98	149.15

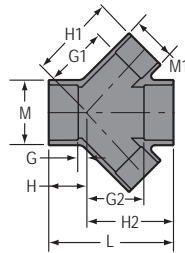
# PVC & CPVC SCHEDULE 80 FITTINGS, UNIONS, TANK ADAPTERS, EXPANSION JOINTS & SADDLES



## REDUCING DOUBLE WYE

Socket x Socket x Socket x Socket

3" - 6" 150 psi @ 73°F  
All Fab 100 psi @ 73°F



Part Number		Size	G	G1	G2	H	H1	H2	L	M	M1	Approx. Wt. (Lbs.)	
PVC	CPVC											PVC	CPVC
876-338	876-338C	3x2	3/8	4-1/4	4-13/32	2-1/4	5-3/4	5-29/32	8	4-3/16	2-7/8	2.24	2.24
876-421F	876-421CF	4x2-1/2	4-9/16	8-13/16	9-1/16	6-13/16	10-1/2	11-5/16	18-1/8	5-1/4	3-1/2	5.37	6.00
876-422F	876-422CF	4x3	4-11/16	10	9-3/16	6-15/16	11-13/16	11-7/16	18-3/8	5-3/16	5-3/16	13.87	14.00
876-528F	876-528CF	6x2	1-15/16	9-3/16	8-9/16	5-3/16	10-15/16	11-13/16	17	7-1/2	2-13/16	10.07	11.45
876-529F	876-529CF	6x2-1/2	2-7/16	9-5/8	9-1/16	5-11/16	11-5/8	12-5/16	18	7-1/2	3-7/16	13.21	14.00
876-530F	876-530CF	6x3	2-15/16	10-15/16	9-9/16	6-3/16	12-9/16	12-13/16	19	7-1/2	4-1/8	13.21	12.14
876-532F	876-532CF	6x4	3-15/16	10-9/16	10-9/16	7-3/16	12-13/16	13-13/16	21	7-1/2	5-3/16	18.77	19.78
876-578F	876-578CF	8x2	7/8	10-1/2	9-1/2	5-1/8	12-1/4	13-3/4	18-7/8	9-5/8	2-13/16	14.55	19.56
876-579F	876-579CF	8x2-1/2	1-7/16	10-15/16	10-1/16	5-11/16	12-15/16	14-5/16	20	9-5/8	3-7/16	21.92	22.00
876-580F	876-580CF	8x3	1-15/16	11-5/8	10-9/16	6-3/16	13-7/8	14-13/16	21	9-5/8	4-1/8	18.87	21.92
876-582F	876-582CF	8x4	2-15/16	11-7/8	11-9/16	7-3/16	14-1/8	15-13/16	23	9-5/8	5-3/16	20.88	24.78
876-585F	876-585CF	8x6	4-15/16	13-15/16	13-9/16	9-3/16	17-3/16	17-13/16	27	9-5/8	7-1/2	28.76	41.48
876-621F	876-621CF	10x2	1/4	11-7/8	10-1/2	5	13-5/8	15-3/4	20-3/4	11-15/16	2-13/16	26.48	26.98
876-622F	876-622CF	10x2-1/2	1/8	12-5/16	10-7/8	5-3/8	14-5/16	16-1/8	21-1/2	11-15/16	3-7/16	29.34	32.27
876-623F	876-623CF	10x3	3/4	13	11-1/2	6	15-1/4	16-3/4	22-3/4	11-15/16	4-1/8	22.67	29.62
876-624F	876-624CF	10x4	1-3/4	13-1/4	12-1/2	7	15-1/2	17-3/4	24-3/4	11-15/16	5-3/16	30.53	34.22
876-626F	876-626CF	10x6	3-3/4	15-5/16	14-1/2	9	18-9/16	19-3/4	28-3/4	11-15/16	7-1/2	40.05	46.55
876-628F	876-628CF	10x8	5-1/4	17-1/4	16	10-1/2	21-1/2	21-1/4	31-3/4	11-15/16	9-5/8	55.99	60.66
876-661F	876-661CF	12x2	1-5/16	13-3/16	11-7/16	4-15/16	14-15/16	17-11/16	22-5/8	14-1/8	2-13/16	37.58	40.76
876-662F	876-662CF	12x2-1/2	15/16	13-5/8	11-13/16	5-5/16	15-5/8	18-1/16	23-3/8	14-1/8	3-7/16	44.74	55.95
876-663F	876-663CF	12x3	1/8	14-5/16	12-7/8	6-3/8	16-9/16	19-1/8	25-1/2	14-1/8	4-1/8	43.39	44.74
876-664F	876-664CF	12x4	5/8	14-9/16	13-3/8	6-7/8	16-13/16	19-5/8	26-1/2	14-1/8	5-3/16	40.74	49.06
876-666F	876-666CF	12x6	2-5/8	16-5/8	15-3/8	8-7/8	19-7/8	21-5/8	30-1/2	14-1/8	7-1/2	68.02	58.24
876-668F	876-668CF	12x8	4-1/4	18-9/16	17	10-1/2	22-13/16	23-1/4	33-3/4	14-1/8	9-5/8	71.03	86.23
876-670F	876-670CF	12x10	5-3/4	20-3/16	18-1/2	12	25-7/16	24-3/4	36-3/4	14-1/8	11-15/16	80.79	100.26



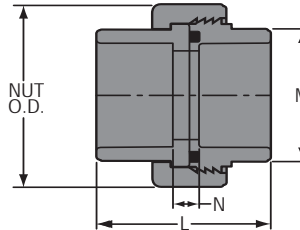
## PVC & CPVC SCHEDULE 80 FITTINGS, UNIONS, TANK ADAPTERS, EXPANSION JOINTS & SADDLES

### UNION (Old Style)

Socket x Socket

Dimensions Also Applicable to  
897-XXX EPDM O-ring Seal Units

235 psi @ 73°F



Part Number w/FKM O-ring Seal		Size	L	M	N	Nut O.D.	Approx. Wt. (Lbs.)	
PVC	CPVC						PVC	CPVC
857-002	857-002C	1/4	1-15/16	15/16	5/8	1-21/32	.09	.10
857-003	857-003C	3/8	2-5/32	1-1/32	19/32	1-25/32	.11	.11
857-005	857-005C	1/2	2-3/32	1-9/32	11/32	1-31/32	.15	.16
857-007	857-007C	3/4	2-3/8	1-17/32	11/32	2-1/2	.26	.28
857-010	857-010C	1	2-9/16	1-27/32	3/8	2-7/8	.37	.39
857-012	857-012C	1-1/4	2-7/8	2-7/32	3/8	3-5/16	.50	.52
857-015	857-015C	1-1/2	3-3/32	2-9/16	15/32	3-9/16	.60	.63
857-020	857-020C	2	3-5/8	3-1/32	9/16	4-3/16	.96	1.05
857-025	857-025C	2-1/2	4-3/8	3-5/8	15/16	4-7/8	1.51	1.66
857-030	857-030C	3	5-1/16	4-3/8	1-3/16	5-3/4	2.33	2.51
857-040	857-040C	4	5-7/8	5-13/32	1-3/8	7-1/16	3.74	3.98

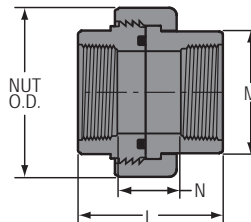
1) For (Socket X Socket) Unions Equipped With EPDM O-ring, Replace The 857 With An 897 Before The Dash.  
e.g. Part Number **897-002** = 1/4" PVC, Union, Socket x Socket, With EPDM O-rings.

### UNION (Old Style)

Fipt x Fipt

Dimensions Also Applicable to  
898-XXX EPDM O-ring Seal Units

235 psi @ 73°F



Part Number w/FKM O-ring Seal		Size	L	M	N	Nut O.D.	Approx. Wt. (Lbs.)	
PVC	CPVC						PVC	CPVC
858-002	858-002C	1/4	1-15/16	15/16	11/16	1-21/32	.10	.10
858-003	858-003C	3/8	2-5/32	1-1/32	15/16	1-25/32	.12	.13
858-005	858-005C	1/2	2-3/32	1-9/32	19/32	1-31/32	.16	.17
858-007	858-007C	3/4	2-3/8	1-17/32	3/4	2-1/2	.28	.30



# PVC & CPVC SCHEDULE 80 FITTINGS, UNIONS, TANK ADAPTERS, EXPANSION JOINTS & SADDLES

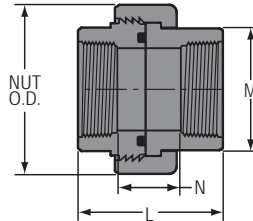


## UNION (Old Style) (continued)

Fipt x Fipt

Dimensions Also Applicable to  
898-XXX EPDM O-ring Seal Units

235 psi @ 73°F



Part Number w/FKM O-ring Seal		Size	L	M	N	Nut O.D.	Approx. Wt. (Lbs.)	
PVC	CPVC						PVC	CPVC
858-010	858-010C	1	2-9/16	1-27/32	7/16	2-7/8	.39	.41
858-012	858-012C	1-1/4	2-7/8	2-7/32	7/8	3-5/16	.56	.61
858-015	858-015C	1-1/2	3-3/32	2-9/16	1-5/32	3-9/16	.65	.69
858-020	858-020C	2	3-5/8	3-1/32	1-11/16	4-3/16	1.05	1.13
858-025	858-025C	2-1/2	4-3/8	3-5/8	1-7/8	4-7/8	1.67	1.74
858-030	858-030C	3	5-1/16	4-3/8	1-13/16	5-3/4	2.51	2.70
858-040	858-040C	4	5-7/8	5-7/16	2-3/8	7-1/16	4.07	4.30

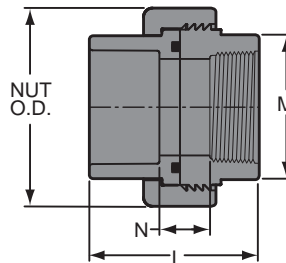
1) For (Fipt X Fipt) Unions Equipped With EPDM O-ring, Replace The 858 With An 898 Before The Dash.  
e.g. Part Number **898-002** = 1/4" PVC, Union, Fipt x Fipt, With EPDM O-rings.

## UNION (Old Style)

Socket x Fipt

Dimensions Also Applicable to  
899-XXX EPDM O-ring Seal Units

235 psi @ 73°F



Part Number w/FKM O-ring Seal		Size	L	M	N	Nut O.D.	Approx. Wt. (Lbs.)	
PVC	CPVC						PVC	CPVC
859-002	---	1/4	1-15/16	15/16	21/32	1-21/32	.08	---
859-003	---	3/8	2-5/32	1-1/32	3/4	1-25/32	.10	---
859-005	859-005C	1/2	2-3/32	1-9/32	15/32	1-31/32	.16	.17
859-007	859-007C	3/4	2-3/8	1-17/32	9/16	2-1/2	.27	.29
859-010	859-010C	1	2-9/16	1-27/32	13/32	2-7/8	.38	.40
859-012	859-012C	1-1/4	2-7/8	2-7/32	5/8	3-5/16	.52	.54
859-015	859-015C	1-1/2	3-1/8	2-19/32	27/32	3-9/16	.63	.66



# PVC & CPVC SCHEDULE 80 FITTINGS, UNIONS, TANK ADAPTERS, EXPANSION JOINTS & SADDLES

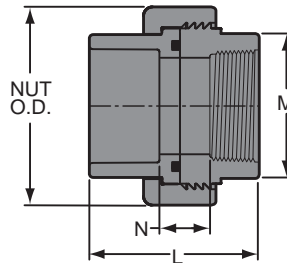
## UNION (Old Style) (continued)

Socket x Fipt

Dimensions Also Applicable to

899-XXX EPDM O-ring Seal Units

235 psi @ 73°F



Part Number w/FKM O-ring Seal		Size	L	M	N	Nut O.D.	Approx. Wt. (Lbs.)	
PVC	CPVC						PVC	CPVC
859-020	859-020C	2	3-5/8	3-1/32	1-1/16	4-3/16	1.00	1.10
859-025	859-025C	2-1/2	4-3/8	3-5/8	1-13/32	4-7/8	1.58	1.66
859-030	859-030C	3	5-1/16	4-3/8	1-1/2	5-3/4	2.42	2.61
859-040	859-040C	4	5-7/8	5-7/16	1-7/8	7-1/16	3.91	4.13

1) For (Socket X Fipt) Unions Equipped With EPDM O-ring, Replace The 859 With An 899 Before The Dash.

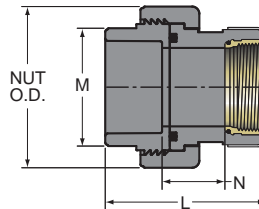
e.g. Part Number **899-002** = 1/4" PVC, Union, Socket x Fipt, With EPDM O-rings.

## TRANSITION UNION

Socket x Brass Fipt Threaded Insert and FKM O-ring Seal

Dimensions Also Applicable to 899-XXXBR EPDM O-ring Seal Units

235 psi @ 73°F



Part Number w/FKM O-ring Seal		Size	L	M	N	Nut O.D.	Approx. Wt. (Lbs.)	
PVC	CPVC						PVC	CPVC
859-005BR	859-005CBR	1/2	2-1/4	1-9/32	3/4	1-31/32	.21	.22
859-007BR	859-007CBR	3/4	2-11/16	1-17/32	15/16	2-1/2	.35	.36
859-010BR	859-010CBR	1	2-13/16	1-7/8	1-1/32	2-7/8	.52	.55
859-012BR	859-012CBR	1-1/4	3-9/32	2-7/32	1-1/16	3-5/16	.69	.71
859-015BR	859-015CBR	1-1/2	3-1/2	2-9/16	1-3/32	3-17/32	.89	.92
859-020BR	859-020CBR	2	3-5/8	2-7/8	1-1/4	4-5/16	1.60	1.64

**Not intended to convey or dispense water for human consumption through drinking or cooking**

1) For (Socket X Metal Fipt) Unions Equipped With EPDM O-ring, Replace The 859 With An 899 Before The Dash.

e.g. Part Number **899-010BR** = 1" PVC, Union Socket x Metal Fipt With EPDM O-rings.

# PVC & CPVC SCHEDULE 80 FITTINGS, UNIONS, TANK ADAPTERS, EXPANSION JOINTS & SADDLES



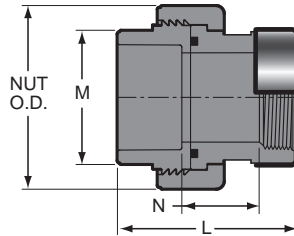
## SPECIAL REINFORCED UNION (Old style)

Socket x SR Fipt

Dimensions Also Applicable to

899-XXXSR EPDM O-ring Seal Units

235 psi @ 73°F



Part Number w/FKM O-ring Seal		Size	L	M	N	Nut O.D.	Approx. Wt. (Lbs.)	
PVC	CPVC						PVC	CPVC
859-002SR	859-002CSR	1/4	2-1/16	15/16	25/32	1-21/32	.09	.10
859-003SR	859-003CSR	3/8	2-9/32	1-1/32	29/32	1-25/32	.13	.15
859-005SR	859-005CSR	1/2	2-9/32	1-9/32	21/32	1-31/32	.17	.19
859-007SR	859-007CSR	3/4	2-19/32	1-17/32	25/32	2-1/2	.28	.27
859-010SR	859-010CSR	1	2-15/16	1-27/32	25/32	2-7/8	.40	.42
859-012SR	859-012CSR	1-1/4	3-5/32	2-7/32	29/32	3-5/16	.55	.59
859-015SR	859-015CSR	1-1/2	3-13/32	2-9/16	1-1/32	3-9/16	.67	.71
859-020SR	859-020CSR	2	4-3/32	3-1/32	1-19/32	4-3/16	1.12	1.21
859-030SR	859-030CSR	3	5-1/4	4-3/8	1-11/16	5-3/4	2.50	2.60
859-040SR	859-040CSR	4	5-7/8	5-13/32	2-1/8	7-3/32	3.96	4.21

1) For (Socket X SR Fipt) Unions Equipped With EPDM O-ring, Replace The 859 With An 899 Before The Dash.

e.g. Part Number **899-002SR** = 1/4" PVC, Union, Socket x SR Fipt, With EPDM O-rings.

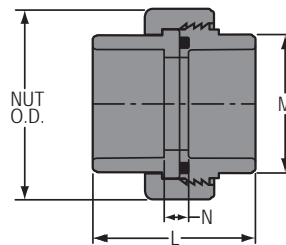
## UNION 2000

Socket x Socket

Dimensions Also Applicable to

8097-XXX EPDM O-ring Seal Units

1/2" - 4" 235 psi @ 73°F  
6" 150 psi @ 73°F



Part Number w/FKM O-ring Seal		Size	L	M	N	Nut O.D.	Approx. Wt. (Lbs.)	
PVC	CPVC						PVC	CPVC
8057-005	8057-005C	1/2	2-3/32	1-3/16	11/32	1-7/8	.12	.08
8057-007	8057-007C	3/4	2-3/8	1-13/32	3/8	2-9/32	.17	.19
8057-010	8057-010C	1	2-11/16	1-23/32	7/16	2-9/16	.28	.17
8057-012	8057-012C	1-1/4	2-15/16	2-3/32	7/16	3-3/32	.36	.40



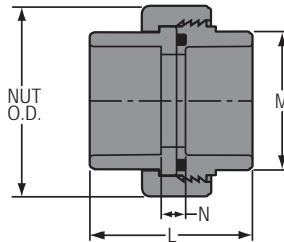
# PVC & CPVC SCHEDULE 80 FITTINGS, UNIONS, TANK ADAPTERS, EXPANSION JOINTS & SADDLES

## UNION 2000 (continued)

Socket x Socket

Dimensions Also Applicable to  
8097-XXX EPDM O-ring Seal Units

1/2" - 4" 235 psi @ 73°F  
6" 150 psi @ 73°F



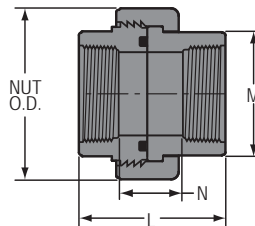
Part Number w/FKM O-ring Seal		Size	L	M	N	Nut O.D.	Approx. Wt. (Lbs.)	
PVC	CPVC						PVC	CPVC
8057-015	8057-015C	1-1/2	3-1/4	2-3/8	1/2	3-1/2	.50	.51
8057-020	8057-020C	2	3-17/32	2-7/8	17/32	4-9/32	.86	.89
8057-025	8057-025C	2-1/2	4-7/32	3-1/2	25/32	6-5/32	2.14	2.25
8057-030	8057-030C	3	4-1/4	4-3/16	1/2	6-5/32	2.16	2.50
8057-040	8057-040C	4	5-1/8	5-1/4	5/8	7-3/4	3.75	3.97
8057-060	8057-060C	6	6-27/32	7-1/2	25/32	11-5/8	10.38	10.88

## UNION 2000

Fipt x Fipt

Dimensions Also Applicable to  
8098-XXX EPDM O-ring Seal Units

1/2" - 4" 235 psi @ 73°F  
6" 150 psi @ 73°F



Part Number w/FKM O-ring Seal		Size	L	M	N	Nut O.D.	Approx. Wt. (Lbs.)	
PVC	CPVC						PVC	CPVC
8058-005	8058-005C	1/2	1-29/32	1-3/16	17/32	1-7/8	.08	.08
8058-007	8058-007C	3/4	2-1/16	1-3/8	9/16	2-9/32	.17	.18
8058-010	8058-010C	1	2-17/32	1-11/16	25/32	2-9/16	.21	.11
8058-012	8058-012C	1-1/4	2-21/32	2-1/32	3/4	3-1/8	.38	.40
8058-015	8058-015C	1-1/2	2-25/32	2-3/8	29/32	3-1/2	.53	.50
8058-020	8058-020C	2	3-1/8	3	1-3/16	4-7/32	.89	.94
8058-025	8058-025C	2-1/2	4-1/32	3-9/16	1-15/32	6-5/32	1.67	1.74
8058-030	8058-030C	3	4-5/32	4-9/32	1-13/32	6-5/32	2.37	2.50
8058-040	8058-040C	4	4-21/32	5-1/4	1-21/32	7-3/4	3.59	4.03
8058-060	8058-060C	6	6-1/8	7-21/32	2-13/16	11-19/32	12.10	11.96

# PVC & CPVC SCHEDULE 80 FITTINGS, UNIONS, TANK ADAPTERS, EXPANSION JOINTS & SADDLES



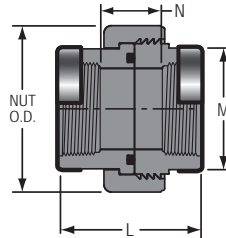
## SPECIAL REINFORCED UNION 2000

SR Fipt x SR Fipt

Dimensions Also Applicable to

8098-XXSR EPDM O-ring Seal Units

1/2" - 4" 235 psi @ 73°F  
6" 150 psi @ 73°F



Part Number w/FKM O-ring Seal		Size	L	M	N	Nut O.D.	Approx. Wt. (Lbs.)	
PVC	CPVC						PVC	CPVC
8058-005SR	8058-005CSR	1/2	2	1-3/16	5/8	1-7/8	.14	.14
8058-007SR	8058-007CSR	3/4	2-5/32	1-3/8	21/32	2-9/32	.15	.20
8058-010SR	8058-010CSR	1	2-9/16	1-11/16	13/16	2-9/16	.21	.24
8058-012SR	8058-012CSR	1-1/4	2-23/32	2-1/32	13/16	3-1/8	.39	.41
8058-015SR	8058-015CSR	1-1/2	2-27/32	2-13/32	29/32	3-17/32	.59	.56
8058-020SR	8058-020CSR	2	3-7/32	3-1/32	1-3/16	4-7/32	.97	1.02
8058-025SR	8058-025CSR	2-1/2	4-3/32	3-9/16	1-15/32	6-5/32	1.66	1.73
8058-030SR	8058-030CSR	3	4-3/16	4-9/32	1-3/8	6-5/32	2.44	2.50
8058-040SR	8058-040CSR	4	4-11/16	5-1/4	1-11/16	7-3/4	3.73	4.17
8058-060SR	8058-060CSR	6	6-3/16	7-11/16	2-13/16	11-5/8	10.98	11.54

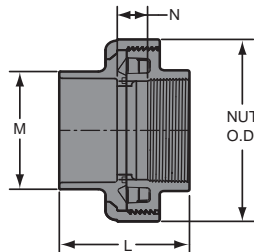
## UNION 2000

Socket x Fipt

Dimensions Also Applicable to

8099-XXX EPDM O-ring Seal Units

1/2" - 4" 235 psi @ 73°F  
6" 150 psi @ 73°F



Part Number w/FKM O-ring Seal		Size	L	M	N	Nut O.D.	Approx. Wt. (Lbs.)	
PVC	CPVC						PVC	CPVC
8059-005	8059-005C	1/2	1-7/8	1-3/16	5/16	1-7/8	.11	.08
8059-007	8059-007C	3/4	2-1/16	1-13/32	5/16	2-9/32	.18	.19
8059-010	8059-010C	1	2-13/32	1-23/32	13/32	2-9/16	.20	.09
8059-012	8059-012C	1-1/4	2-19/32	2-3/32	13/32	3-1/8	.35	.37
8059-015	8059-015C	1-1/2	2-13/16	2-3/8	1/2	3-1/2	.49	.50



## PVC & CPVC SCHEDULE 80 FITTINGS, UNIONS, TANK ADAPTERS, EXPANSION JOINTS & SADDLES

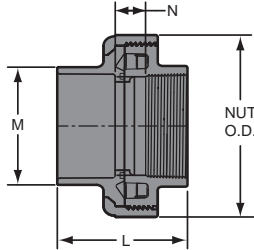
### UNION 2000 (continued)

Socket x Fipt

Dimensions Also Applicable to

8099-XXX EPDM O-ring Seal Units

1/2" - 4" 235 psi @ 73°F  
6" 150 psi @ 73°F



Part Number w/FKM O-ring Seal		Size	L	M	N	Nut O.D.	Approx. Wt. (Lbs.)	
PVC	CPVC						PVC	CPVC
8059-020	8059-020C	2	2-31/32	2-7/8	13/32	4-9/32	.92	.96
8059-025	8059-025C	2-1/2	3-15/32	3-1/2	13/32	6-3/16	1.58	1.66
8059-030	8059-030C	3	3-25/32	4-3/16	17/32	6-5/32	2.17	2.32
8059-040	8059-040C	4	4-3/8	5-1/4	5/8	7-3/4	3.64	3.83
8059-060	8059-060C	6	6-27/32	7-1/2	1-1/2	11-5/8	11.69	11.80

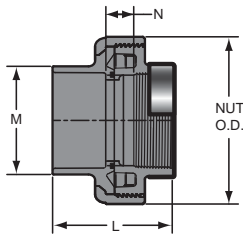
### UNION 2000

Socket x SR Fipt

Dimensions Also Applicable to

8099-XXXSR EPDM O-ring Seal Units

1/2" - 4" 235 psi @ 73°F  
6" 150 psi @ 73°F



Part Number w/FKM O-ring Seal		Size	L	M	N	Nut O.D.	Approx. Wt. (Lbs.)	
PVC	CPVC						PVC	CPVC
8059-005SR	8059-005CSR	1/2	1-29/32	1-3/16	11/32	1-7/8	.12	.09
8059-007SR	8059-007CSR	3/4	2-5/32	1-13/32	13/32	2-9/32	.14	.20
8059-010SR	8059-010CSR	1	2-7/16	1-23/32	7/16	2-9/16	.20	.20
8059-012SR	8059-012CSR	1-1/4	2-5/8	2-3/32	7/16	3-1/8	.37	.39
8059-015SR	8059-015CSR	1-1/2	2-13/16	2-3/8	1/2	3-1/2	.56	.56
8059-020SR	8059-020CSR	2	3	2-7/8	7/16	4-7/32	1.00	1.04
8059-025SR	8059-025CSR	2-1/2	3-27/32	3-15/32	27/32	6-3/16	2.19	2.29
8059-030SR	8059-030CSR	3	3-3/4	4-3/16	1/2	6-9/32	2.24	2.38
8059-040SR	8059-040CSR	4	4-3/8	5-1/4	5/8	7-3/4	2.81	2.95
8059-060SR	8059-060CSR	6	6-27/32	7-1/2	2-5/32	11-5/8	11.50	11.95

# PVC & CPVC SCHEDULE 80 FITTINGS, UNIONS, TANK ADAPTERS, EXPANSION JOINTS & SADDLES



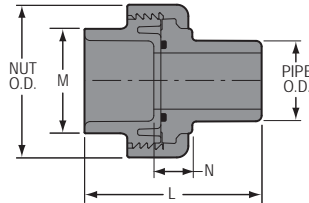
## UNION 2000

Socket x Spigot

Dimensions Also Applicable to

8096-XXX EPDM O-ring Seal Units

1/2" - 4" 235 psi @ 73°F  
6" 150 psi @ 73°F



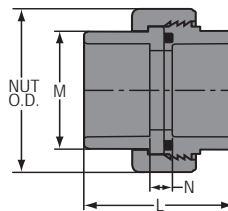
Part Number w/FKM O-ring Seal		Size	L	M	N	Nut O.D.	Approx. Wt. (Lbs.)	
PVC	CPVC						PVC	CPVC
8056-005	8056-005C	1/2	2-5/16	1-3/16	9/16	1-7/8	.12	.13
8056-007	8056-007C	3/4	2-5/8	1-3/8	21/32	2-9/32	.19	.21
8056-010	8056-010C	1	2-15/16	1-23/32	5/8	2-9/16	.29	.30
8056-012	8056-012C	1-1/4	3-7/32	2-3/32	11/16	3-3/16	.41	.41
8056-015	8056-015C	1-1/2	3-1/2	2-3/8	11/16	3-9/16	.50	.54
8056-020	8056-020C	2	3-3/4	2-7/8	3/4	4-5/16	.81	.85
8056-025	8056-025C	2-1/2	4-21/32	3-15/32	1-5/32	6-5/32	2.23	2.30
8056-030	8056-030C	3	4-25/32	4-5/32	7/32	6-5/32	2.28	2.40
8056-040	8056-040C	4	5-5/8	5-1/4	1-1/8	7-23/32	3.95	4.04
8056-060	8056-060C	6	7-3/4	7-9/16	1-1/2	11-11/16	11.84	12.68

## PVC TRANSITION UNION

DIN (mm) Socket x ASTM (in) Socket

Dimensions Also Applicable to 8697-XXX EPDM O-ring Seal Units

235 psi @ 73°F  
(PN 16 @ 22°C)



Part Number w/FKM O-ring Seal	Size	L	M	N	Nut O.D.	Approx. Wt. (Lbs.)
8657-020	20mm x 1/2	2-1/16	1-9/32	5/16	1-31/32	.16
8657-025	25mm x 3/4	2-11/32	1-17/32	11/32	2-1/2	.27
8657-032	32mm x 1	2-9/16	1-27/32	3/8	2-7/8	.37
8657-040	40mm x 1-1/4	2-7/8	2-7/32	3/8	3-5/16	.52
8657-050	50mm x 1-1/2	3-1/8	2-9/16	5/16	3-9/16	.59
8657-063	63mm x 2	3-5/8	3-1/32	9/16	4-3/16	.94
8657-090	90mm x 3	5-1/16	4-3/8	1-3/16	5-3/4	2.31
8657-110	110mm x 4	5-7/8	5-7/16	1-3/8	7-1/16	3.91

1) For DIN (mm) Socket X ASTM (in) Socket Unions Equipped with EPDM O-ring, Replace The 8657 With An 8697 Before The Dash.  
e.g. Part Number 8697-020 = 20mm x 1/2" PVC, Union Socket x Socket With EPDM O-rings.



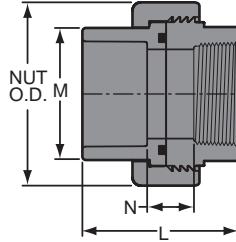
# PVC & CPVC SCHEDULE 80 FITTINGS, UNIONS, TANK ADAPTERS, EXPANSION JOINTS & SADDLES

## PVC TRANSITION UNION

DIN (mm) Socket x ASTM (in) Fipt

Dimensions Also Applicable to **8698-XXX** EPDM O-ring Seal Units

235 psi @ 73°F  
(PN 16 @ 22°C)



Part Number w/FKM O-ring Seal	Size	L	M	N	Nut O.D.	Approx. Wt. (Lbs.)
8658-020	20 mm x 1/2	2-3/32	1-9/32	19/32	1-31/32	.16
8658-025	25mm x 3/4	2-3/8	1-17/32	3/4	2-1/2	.28
8658-032	32mm x 1	2-9/16	1-27/32	7/16	2-7/8	.38
8658-040	40mm x 1-1/4	2-7/8	2-7/32	7/8	3-5/16	.56
8658-050	50mm x 1-1/2	3-3/32	2-9/16	1-5/32	3-9/16	.61
8658-063	63mm x 2	3-9/16	3-1/32	1-5/8	4-3/16	.99
8658-090	90mm x 3	5-1/16	4-3/8	1-13/16	5-3/4	2.41
8658-110	110mm x 4	5-7/8	5-7/16	2-3/8	7-1/16	4.07

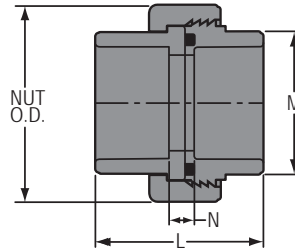
1) For DIN (mm) Socket X NPT (in) Fipt Unions Equipped with EPDM O-ring, Replace The 8658 With An 8698 Before The Dash.  
e.g. Part Number **8698-020** = 20mm x 1/2" PVC, Union, DIN Socket x ASTM Fipt With **EPDM** O-rings.

## PVC TRANSITION UNION

JIS (mm) Socket X ASTM (in) Socket

Dimensions Also Applicable to **8297-XXX** EPDM O-ring Seal Units

235 psi @ 73°F  
(PN 16 @ 22°C)



Part Number w/FKM O-ring Seal	Size	L	M	N	Nut O.D.	Approx. Wt. (Lbs.)
8257-016	16 DN x 1/2	2-1/16	1-9/32	5/16	1-31/32	.15
8257-020	20 DN x 3/4	2-3/8	1-17/32	5/16	2-1/2	.26
8257-025	25 DN x 1	2-9/16	1-27/32	3/8	2-7/8	.37
8257-030	30 DN x 1-1/4	2-15/16	2-3/32	7/16	3-3/16	.42
8257-040	40 DN x 1-1/2	3-1/8	2-9/16	5/16	3-9/16	.61
8257-050	50 DN x 2	3-5/8	3-1/32	9/16	4-3/16	.97
8257-075	75 DN x 3	5-1/16	4-3/8	1-3/16	5-3/4	2.34
8257-100	100 DN x 4	5-7/8	5-13/32	1-11/32	7-1/8	3.75

1) For JIS (mm) Socket X ASTM (in) Socket Unions Equipped with EPDM O-ring, Replace The 8257 With An 8297 Before The Dash.  
e.g. Part Number **8297-016** = 16mm x 1/2" PVC, Union, JIS Socket x ASTM Socket With **EPDM** O-rings.



# PVC & CPVC SCHEDULE 80 FITTINGS, UNIONS, TANK ADAPTERS, EXPANSION JOINTS & SADDLES

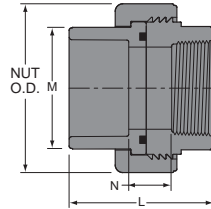


## PVC TRANSITION UNION

JIS (mm) Socket X ASTM (in) Fipt

Dimensions Also Applicable to **8298-XXX** EPDM O-ring Seal Units

235 psi @ 73°F  
(PN 16 @ 22°C)



Part Number w/FKM O-ring Seal	Size	L	M	N	Nut O.D.	Approx. Wt. (Lbs.)
8258-016	16 DN x 1/2	2-3/32	1-9/32	19/32	1-31/32	.16
8258-020	20 DN x 3/4	2-3/8	1-17/32	3/4	2-1/2	.27
8258-025	25 DN x 1	2-25/32	1-23/32	13/16	2-21/32	.38
8258-030	30 DN x 1-1/4	2-7/8	2-7/32	7/8	3-5/16	.57
8258-040	40 DN x 1-1/2	3-1/8	2-17/32	25/32	3-17/32	.63
8258-050	50 DN x 2	3-11/16	2-7/8	1-7/32	4-9/32	1.02
8258-075	75 DN x 3	5-1/16	4-3/8	1-13/16	5-3/4	2.43
8258-100	100 DN x 4	5-7/8	5-7/16	2-3/8	7-1/16	3.96

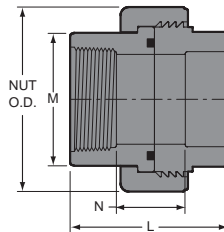
1) For JIS (mm) Socket X ASTM (in) Fipt Unions Equipped with EPDM O-ring, Replace The 8258 With An 8298 Before The Dash.  
e.g. Part Number **8298-016** = 16dn x 1/2" PVC, Union, JIS Socket x ASTM Fipt With **EPDM** O-rings.

## PVC TRANSITION UNION

BSP Threaded x ASTM (in) Socket

Dimensions Also Applicable to **8399-XXX** EPDM O-ring Seal Units

235 psi @ 73°F  
(PN 16 @ 22°C)



Part Number w/FKM O-ring Seal	Size	L	M	N	Nut O.D.	Approx. Wt. (Lbs.)
8359-005	1/2	1-29/32	1-3/16	13/32	1-15/16	.12
8359-007	3/4	2-3/8	1-17/32	9/16	2-1/2	.27
8359-010	1	2-9/16	1-27/32	13/32	2-7/8	.38
8359-012	1-1/4	2-5/8	2-1/4	7/16	3-3/16	.37
8359-015	1-1/2	3-3/32	2-9/16	23/32	3-9/16	.62
8359-020	2	3-1/32	3	17/32	4-1/4	.85
8359-030	3	5	4-3/8	1-11/16	5-25/32	2.43
8359-040	4	5-7/8	5-7/16	1-7/8	7-1/16	3.84

1) For BSP Threaded X ASTM (in) Socket Unions Equipped with EPDM O-ring, Replace The 8359 With An 8399 Before The Dash.  
e.g. Part Number **8399-005** = 1/2" PVC, Union, BSP Thread x ASTM Socket With **EPDM** O-rings.

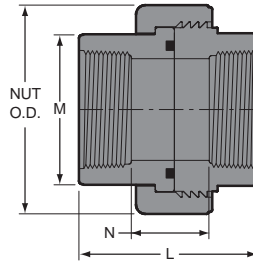


# PVC & CPVC SCHEDULE 80 FITTINGS, UNIONS, TANK ADAPTERS, EXPANSION JOINTS & SADDLES

## PVC TRANSITION UNION

BSP Threaded x ASTM (in.) Fipt  
 Dimensions Also Applicable to  
 8398-XXX EPDM O-ring Seal Units

235 psi @ 73°F  
 (PN 16 @ 22°C)



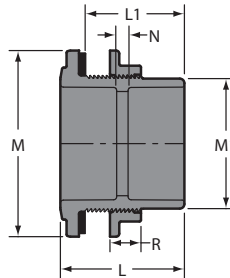
Part Number w/FKM O-ring Seal	Size	L	M	N	Nut O.D.	Approx. Wt. (Lbs.)
8358-005	1/2	2-3/32	1-9/32	19/32	1-31/32	.16
8358-007	3/4	2-3/8	1-17/32	27/32	2-1/2	.28
8358-010	1	2-9/16	1-27/32	7-16	2-7/8	.39
8358-012	1-1/4	2-23/32	2-1/32	27/32	3-3/16	.40
8358-015	1-1/2	3-3/32	2-9/16	1-5/32	3-9/16	.64
8358-020	2	3-9/16	3-1/32	1-5/8	4-3/16	1.05
8358-030	3	5-1/32	4-11/32	1-15/16	5-25/32	2.52
8358-040	4	5-7/8	5-7/16	2-3/8	7-1/16	4.00

1) For BSP Threaded X ASTM Fipt Unions Equipped with EPDM O-ring, Replace The 8358 With An 8398 Before The Dash.  
 e.g. Part Number **8398-005** = 1/2" PVC, Union, BSP Thread x ASTM Fipt With **EPDM** O-rings.

## NEW STYLE - TANK ADAPTER

Socket x Socket  
 Dimensions Also Applicable to 8170E-XXX & 8170V-XXX

150 psi @ 73°F



Part Number		Size	L	L1	M	M1	N	R	Approx. Wt. (Lbs.)	
PVC	CPVC								PVC	CPVC
8170-002	8170-002C	1/4	2-1/2	1-13/16	1-1/2	1-1/16	1-3/16	1/2	.10	.11
8170-003	8170-003C	3/8	2-1/2	1-27/32	1-5/8	31/32	7/8	1/2	.11	.12
8170-005	8170-005C	1/2	2-15/16	2-3/16	2-1/16	1-3/16	1-1/8	5/8	.22	.23
8170-007	8170-007C	3/4	2-15/16	2-3/16	2-1/4	1-5/8	15/16	5/8	.26	.27
8170-010	8170-010C	1	3-5/16	2-9/16	2-5/8	2	1-1/16	5/8	.37	.41
8170-012	8170-012C	1-1/4	3-7/16	2-5/8	3-1/8	2-5/16	15/16	5/8	.42	.45

# PVC & CPVC SCHEDULE 80 FITTINGS, UNIONS, TANK ADAPTERS, EXPANSION JOINTS & SADDLES

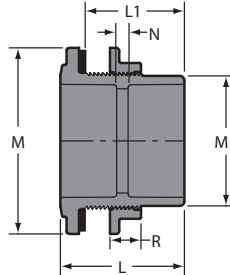


## NEW STYLE - TANK ADAPTER (continued)

Socket x Socket

Dimensions Also Applicable to 8170E-XXX & 8170V-XXX

150 psi @ 73°F



Part Number		Size	L	L1	M	M1	N	R	Approx. Wt. (Lbs.)	
PVC	CPVC								PVC	CPVC
8170-015	8170-015C	1-1/2	3-5/8	2-13/16	3-5/8	2-11/16	13/16	5/8	.98	1.04
8170-020	8170-020C	2	4-1/8	3-1/4	4-7/8	3-1/4	1-1/16	3/4	1.28	1.33
8170-025	8170-025C	2-1/2	4-27/32	3-7/8	5-1/4	3-9/16	29/32	1	1.79	2.60
8170-030	8170-030C	3	5-1/2	4-1/2	6	4-9/16	1-11/16	1	2.62	2.69
8170-040	8170-040C	4	5	4	7-1/2	5-1/2	7/16	1-1/4	3.13	3.40
8170-080	8170-080C	8	8-5/8	7	12-15/16	10-1/4	1/2	1-1/2	16.02	17.30

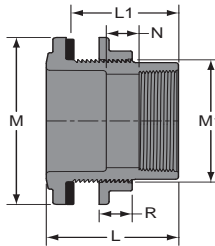
Tank Adapter Referenced Dimension Tolerance = ± 1/16"

## NEW STYLE - TANK ADAPTER

Socket x Fipt

Dimensions Also Applicable to 8171E-XXX & 8171V-XXX

150 psi @ 73°F



Part Number		Size	L	L1	M	M1	N	R	Approx. Wt. (Lbs.)	
PVC	CPVC								PVC	CPVC
8171-002	8171-002C	1/4	2-1/2	1-13/16	1-1/2	1-1/16	1-1/4	1/2	.10	.11
8171-003	8171-003C	3/8	2-1/2	1-13/16	1-5/8	1-3/16	1-3/16	1/2	.11	.12
8171-005	8171-005C	1/2	2-15/16	2-3/16	2-1/16	1-3/16	1-1/4	5/8	.22	.23
8171-007	8171-007C	3/4	2-15/16	2-15/32	2-1/4	1-5/8	1-3/16	5/8	.25	.26
8171-010	8171-010C	1	3-5/16	2-13/16	2-5/8	1-31/32	1-1/4	5/8	.36	.38
8171-012	8171-012C	1-1/4	3-13/32	2-27/32	3-3/32	2-5/16	1-17/32	5/8	.50	.53
8171-015	8171-015C	1-1/2	3-5/8	2-13/16	3-5/8	2-11/16	1-1/4	5/8	.67	.71
8171-020	8171-020C	2	4-1/8	3-1/4	4-7/8	3-1/4	1-5/8	3/4	1.32	1.34



# PVC & CPVC SCHEDULE 80 FITTINGS, UNIONS, TANK ADAPTERS, EXPANSION JOINTS & SADDLES

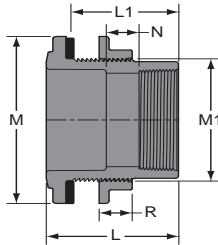
## NEW STYLE - TANK ADAPTER (continued)

(continued)

Socket x Fipt

Dimensions Also Applicable to 8171E-XXX & 8171V-XXX

150 psi @ 73°F



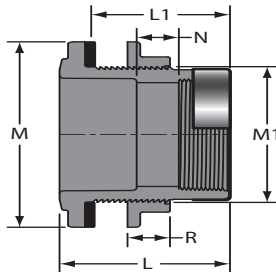
Part Number		Size	L	L1	M	M1	N	R	Approx. Wt. (Lbs.)	
PVC	CPVC								PVC	CPVC
8171-025	8171-025C	2-1/2	4-7/8	7/8	5-1/4	3-13/16	1-13/16	1	1.78	1.92
8171-030	8171-030C	3	5-1/2	4-1/2	6	4-9/16	2-3/16	1	2.61	2.80
8171-040	8171-040C	4	5	4	7-1/2	5-1/2	1-1/4	1-1/4	3.24	3.36
8171-060	8171-060C	6	4-31/32	4-1/16	10-1/16	7-11/16	1/16	1-1/4	5.65	5.92

## NEW STYLE - TANK ADAPTER

Socket x SR Fipt

Dimensions Also Applicable to 8171E-XXXSR & 8171V-XXXSR

150 psi @ 73°F



Part Number		Size	L	L1	M	M1	N	R	Approx. Wt. (Lbs.)	
PVC	CPVC								PVC	CPVC
8171-002SR	8171-002CSR	1/4	2-1/2	1-13/16	1-1/2	1-1/16	1-1/4	1/2	.11	.11
8171-003SR	8171-003CSR	3/8	2-1/2	1-13/16	1-5/8	1-3/16	1-3/16	1/2	.12	.13
8171-005SR	8171-005CSR	1/2	2-15/16	2-1/4	2-1/16	1-7/32	1-9/32	5/8	.22	.24
8171-007SR	8171-007CSR	3/4	2-15/16	2-3/16	2-1/4	1-5/8	1-1/4	5/8	.26	.28
8171-010SR	8171-010CSR	1	3-5/16	2-13/16	2-5/8	1-31/32	1-1/4	5/8	.36	.38
8171-012SR	8171-012CSR	1-1/4	3-13/32	2-5/8	3-3/32	2-5/16	1-17/32	5/8	.50	.53
8171-015SR	8171-015CSR	1-1/2	3-5/8	2-13/16	3-5/8	2-11/16	1-1/4	5/8	.70	.74
8171-020SR	8171-020CSR	2	4-1/8	3-1/4	4-7/8	3-1/4	1-5/8	3/4	1.36	1.70
8171-025SR	8171-025CSR	2-1/2	4-7/8	3-7/8	5-1/4	3-13/16	1-11/16	1	1.90	1.99
8171-030SR	8171-030CSR	3	5-1/2	4-1/2	6	4-9/16	2-3/16	1	2.78	2.82
8171-040SR	8171-040CSR	4	5	4	7-1/2	5-1/2	1-1/4	1-1/4	3.60	4.45
8171-060SR	8171-060CSR	6	4-31/32	4-1/16	10-1/16	7-11/16	1/16	1-1/4	5.74	6.02

# PVC & CPVC SCHEDULE 80 FITTINGS, UNIONS, TANK ADAPTERS, EXPANSION JOINTS & SADDLES

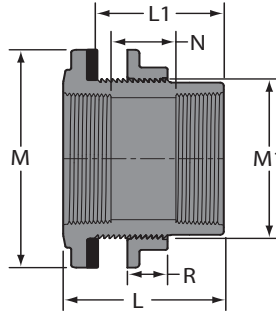


## NEW STYLE - TANK ADAPTER

Fipt x Fipt

Dimensions Also Applicable to 8172E-XXX & 8172V-XXX

150 psi @ 73°F



Part Number		Size	L	L1	M	M1	N	R	Approx. Wt. (Lbs.)	
PVC	CPVC								PVC	CPVC
8172-002	8172-002C	1/4	2-1/2	1-13/16	1-1/2	1-1/16	1-5/16	1/2	.10	.11
8172-003	8172-003C	3/8	2-1/2	1-13/16	1-5/8	1-3/16	1-3/8	1/2	.13	.14
8172-005	8172-005C	1/2	2-15/16	2-3/16	2-1/16	1-3/16	1-13/32	5/8	.23	.24
8172-007	8172-007C	3/4	2-15/16	2-15/32	2-1/4	1-5/8	1-1/2	5/8	.25	.26
8172-010	8172-010C	1	3-5/16	2-13/16	2-5/8	1-31/32	1-1/4	5/8	.36	.38
8172-012	8172-012C	1-1/4	3-13/32	2-27/32	3-3/32	2-5/16	1-17/32	5/8	.50	.53
8172-015	8172-015C	1-1/2	3-19/32	3-1/16	3-19/32	2-21/32	1-11/16	5/8	.68	.72
8172-020	8172-020C	2	4-1/8	3-1/4	4-7/8	3-1/4	2-3/16	3/4	1.34	1.42
8172-025	8172-025C	2-1/2	4-7/8	3-7/8	5-1/4	3-13/16	2-1/4	1	1.91	2.06
8172-030	8172-030C	3	5-1/2	4-1/2	6	4-9/16	2-11/16	1	2.80	2.95
8172-040	8172-040C	4	5	4	7-1/2	5-1/2	2	1-1/4	3.53	3.70
8172-060	8172-060C	6	5	4-3/16	9-7/8	7-31/32	1-5/32	1-1/4	5.90	6.21



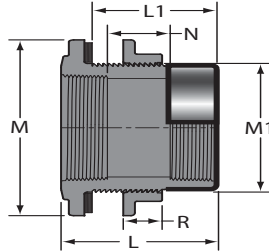
# PVC & CPVC SCHEDULE 80 FITTINGS, UNIONS, TANK ADAPTERS, EXPANSION JOINTS & SADDLES

## NEW STYLE - TANK ADAPTER

Fipt x SR Fipt

Dimensions Also Applicable to 8172E-XXXSR & 8172V-XXXSR

150 psi @ 73°F



Part Number		Size	L	L1	M	M1	N	R	Approx. Wt. (Lbs.)	
PVC	CPVC								PVC	CPVC
8172-002SR	8172-002CSR	1/4	2-1/2	1-7/8	1-9/16	1-1/16	1-5/16	1/2	.12	.13
8172-003SR	8172-003CSR	3/8	2-1/2	1-13/16	1-5/8	1-3/16	1-3/8	1/2	.14	.15
8172-005SR	8172-005CSR	1/2	2-15/16	2-3/16	2-1/16	1-7/32	1-13/32	5/8	.24	.25
8172-007SR	8172-007CSR	3/4	2-15/16	2-15/32	2-1/4	1-5/8	1-3/16	5/8	.26	.25
8172-010SR	8172-010CSR	1	3-15/16	2-19/32	2-5/8	1-31/32	1-1/4	5/8	.38	.36
8172-012SR	8172-012CSR	1-1/4	3-13/32	2-27/32	3-3/32	2-5/16	1-17/32	5/8	.50	.53
8172-015SR	8172-015CSR	1-1/2	3-5/8	2-13/16	3-5/8	2-11/16	1-3/4	5/8	.73	.77
8172-020SR	8172-020CSR	2	4-1/8	3-1/4	4-27/32	3-1/32	2-1/8	3/4	1.34	1.41
8172-025SR	8172-025CSR	2-1/2	4-7/8	3-7/8	5-1/4	3-13/16	2-1/4	1	1.97	2.11
8172-030SR	8172-030CSR	3	5-15/32	4-17/32	5-31/32	4-17/32	2-21/32	1	2.87	3.02
8172-040SR	8172-040CSR	4	5	4	7-1/2	5-1/2	2	1-1/4	3.61	3.80

TANK ADAPTER GASKET SECTION	SIZE	O.D.*	I.D.*	T
	1/4	1.49	0.99	1/4
	3/8	1.62	1.12	1/4
	1/2	1.98	1.41	1/4
	3/4	2.20	1.57	1/4
	1	2.60	1.90	1/4
	1-1/4	3.04	2.23	1/4
	1-1/2	3.54	2.57	1/4
	2	4.76	3.15	1/4
	2-1/2	5.13	3.70	1/4
	3	5.86	4.39	1/4
	4	7.34	5.31	1/4
	6	9.85	7.95	3/16
8	12.70	9.94	3/8	

New Style Tank Adapter Gasket & Hole Size Requirements			
Tank Adapter Size	Recommended Minimum Hole Size	Minimum Inside Curvature Radius (inches)	Maximum Tank Wall Thickness (inches)
1/4	1-1/16	2.50	.50
3/8	1-3/16	3.00	.50
1/2	1-1/2	4.00	.75
3/4	1-3/4	5.00	.75
1	2	7.00	.86
1-1/4	2-3/8	9.50	.86
1-1/2	2-3/4	12.00	.86
2	3-3/8	18.50	1.19
2-1/2	3-7/8	23.50	1.50
3	4-5/8	32.50	2.00
4	5-1/2	43.50	1.25
6	8	79.50	2.06
8	10-3/8	98.00	4.25

\* Both outside and inside dimensions are +/- .01 to .03 shore hardness 50-60

# PVC & CPVC SCHEDULE 80 FITTINGS, UNIONS, TANK ADAPTERS, EXPANSION JOINTS & SADDLES

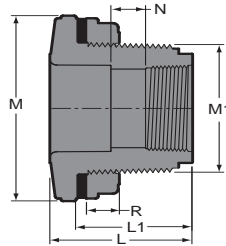


## OLD STYLE - TANK ADAPTER

Socket x Fipt

Dimensions Also Applicable to 871E-XXX

150 psi @ 73°F



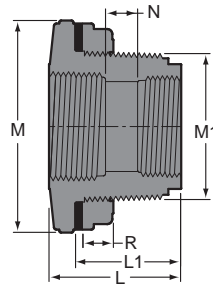
Part Number		Size	L	L1	M	M1	N	R	Approx. Wt. (Lbs.)	
PVC	CPVC								PVC	CPVC
871-005	871-005C	1/2	2-27/32	2-11/32	2-9/32	1-9/32	1-3/8	5/8	.24	.26
871-007	871-007C	3/4	2-23/32	2-7/32	2-1/2	1-5/8	29/32	5/8	.30	.32
871-010	871-010C	1	2-25/32	2-1/8	2-13/16	1-7/8	25/32	21/32	.34	.34
871-012	871-012C	1-1/4	3-1/8	2-7/16	3-29/32	2-11/32	27/32	5/8	.64	.63
871-015	871-015C	1-1/2	3-5/32	2-21/32	3-29/32	2-11/32	3/4	5/8	.55	.59
871-020	871-020C	2	3-3/16	2-17/32	4-31/32	3-15/32	13/16	3/4	1.33	1.43
871-030	871-030C	3	4-19/32	3-13/16	6-7/16	4-15/32	31/32	1-3/16	2.47	2.63
871-040	871-040C	4	4-7/16	3-23/32	7-7/16	5-1/2	1/2	1-1/4	3.17	3.37

## OLD STYLE - TANK ADAPTER

Fipt x Fipt

Dimensions Also Applicable to 872E-XXX

150 psi @ 73°F



Part Number		Size	L	L1	M	M1	N	R	Approx. Wt. (Lbs.)	
PVC	CPVC								PVC	CPVC
872-005	872-005C	1/2	2-27/32	2-11/32	2-9/32	1-9/32	1-13/32	5/8	.24	.26
872-007	872-007C	3/4	2-23/32	2-1/4	2-1/2	1-5/8	1-5/32	5/8	.31	.32
872-010	872-010C	1	2-25/32	2-5/16	2-13/16	1-7/8	25/32	5/8	.36	.38
872-012	872-012C	1-1/4	3-1/8	2-5/8	3-27/32	2-11/32	1-1/8	5/8	.67	.65
872-015	872-015C	1-1/2	3-1/8	2-5/8	3-29/32	2-11/32	1-1/16	5/8	.58	.61
872-020	872-020C	2	3-5/32	2-3/8	5-1/16	3-7/16	1-5/32	3/4	1.35	1.42



# PVC & CPVC SCHEDULE 80 FITTINGS, UNIONS, TANK ADAPTERS, EXPANSION JOINTS & SADDLES

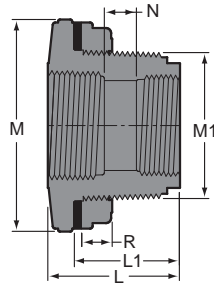
## OLD STYLE - TANK ADAPTER (continued)

(continued)

Fipt x Fipt

Dimensions Also Applicable to 872E-XXX

150 psi @ 73°F



Part Number		Size	L	L1	M	M1	N	R	Approx. Wt. (Lbs.)	
PVC	CPVC								PVC	CPVC
872-030	872-030C	3	4-19/32	3-13/16	6-7/16	4-15/32	1-11/32	1-3/16	2.56	2.61
872-040	872-040C	4	4-7/16	3-1/2	7-1/2	5-1/2	15/16	1-1/4	3.34	3.47

TANK ADAPTER GASKET SECTION	SIZE	O.D.*	I.D.*	T	Old Style Tank Adapter Gasket & Hole Size Requirements			
					Tank Adapter Size	Recommended Minimum Hole Size	Minimum Inside Curvature Radius (inches)	Maximum Tank Wall Thickness (inches)
	1/2	2.25	1.33	3/16	1/2	1-3/8	3.88	1.06
	3/4	2.49	1.69	3/16	3/4	1-3/4	5.00	1.06
	1	2.79	1.94	3/16	1	2	6.12	1.06
	1-1/4	3.81	2.39	3/16	1-1/4	2-7/16	10.75	1.34
	1-1/2	3.81	2.39	3/16	1-1/2	2-7/16	10.75	1.34
	2	4.89	3.51	3/16	2	3-9/16	18.50	1.16
	3	6.30	4.49	3/16	3	4-9/16	31.00	1.75
	4	7.33	5.50	3/16	4	5-9/16	42.75	1.81

\* Both outside and inside dimensions are +/- .03 shore hardness 65-70



# PVC & CPVC SCHEDULE 80 FITTINGS, UNIONS, TANK ADAPTERS, EXPANSION JOINTS & SADDLES

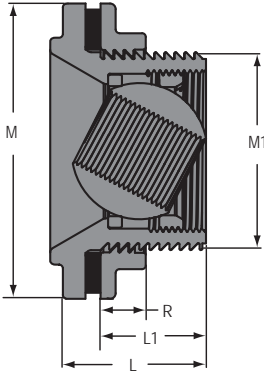


## SELF ALIGNING TANK ADAPTER

Fipt

Dimensions Also Applicable to 8172ESA-XXX & 8172VSA-XXX

75 psi @ 73°F



Part Number		Size	L	L1	M	M1	R	Approx. Wt. (Lbs.)	
PVC	CPVC							PVC	CPVC
8172SA-010	8172SA-010C	1	2-9/16	1-3/4	4-7/8	3-1/4	3/4	1.11	1.23
8172SA-020	8172SA-020C	2	2-11/16	1-3/4	6	4-9/16	1	1.99	2.09
8172SA-030	8172SA-030C	3	3-1/4	2-1/4	7-1/2	5-1/2	1-1/4	2.61	2.97



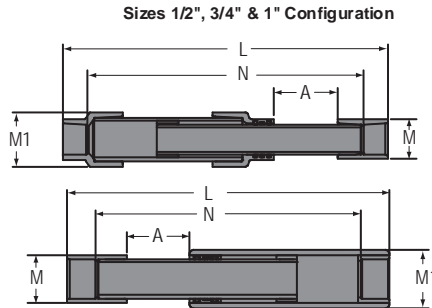
# PVC & CPVC SCHEDULE 80 FITTINGS, UNIONS, TANK ADAPTERS, EXPANSION JOINTS & SADDLES

## FABRICATED EXPANSION JOINTS WITH 6" & 12" TRAVEL

Socket x Socket

1/2" - 2" 235 psi @ 73°F  
 2-1/2" & 12" 150 psi @ 73°F  
 14" 100 psi @ 73°F

**Note:** "A" = midpoint of extension



Sizes 1-1/4" & Up Configuration

Part Number		Size	A	L	M	M1	N	Approx. Wt. (Lbs.)	
PVC	CPVC							PVC	CPVC
826-005x6	826-005x6C	1/2	3	13-11/16	1-9/32	1-23/32	11-15/16	.50	.55
826-007x6	826-007x6C	3/4	3	14-13/16	1-1/2	2-1/16	12-13/16	1.00	1.10
826-010x6	826-010x6C	1	3	15-15/16	1-23/32	2-11/32	13-11/16	1.00	1.10
826-012x6	826-012x6C	1-1/4	3	15-3/4	2-7/32	2-3/8	13-3/8	1.50	1.65
826-015x6	826-015x6C	1-1/2	3	16-1/8	2-11/32	2-7/8	13-7/16	2.00	2.20
826-020x6	826-020x6C	2	3	16-15/16	2-7/8	3-1/2	13-15/16	3.00	3.30
826-025x6	826-025x6C	2-1/2	3	18-7/8	4-3/16	4-1/2	14-7/8	6.00	6.60
826-030x6	826-030x6C	3	3	18-3/4	4-3/16	4-1/2	15-1/4	6.00	6.60
826-040x6	826-040x6C	4	3	19-3/4	5-5/16	5-9/16	15-3/16	7.00	7.70
826-060x6	826-060x6C	6	3	22-3/4	7-11/16	8-5/8	16-3/4	26.50	29.15
826-080x6	826-080x6C	8	3	27-1/4	9-11/16	10-3/4	19-1/4	40.50	44.55
826-100x6	826-100x6C	10	3	35-7/8	11-13/16	12-3/4	25-7/8	67.00	73.70
826-120x6	826-120x6C	12	3	39-1/2	14-1/8	16	27-1/2	134.00	147.40
826-140x6	---	14	3	49-3/4	15-5/8	16	34-7/8	104.27	---

Part Number		Size	A	L	M	M1	N	Approx. Wt. (Lbs.)	
PVC	CPVC							PVC	CPVC
826-005x12	826-005x12C	1/2	6	16-11/16	1-9/32	1-23/32	14-15/16	.57	.63
826-007x12	826-007x12C	3/4	6	17-13/16	1-1/2	2-1/16	15-13/16	1.14	1.26
826-010x12	826-010x12C	1	6	18-15/16	1-23/32	2-11/32	16-11/16	1.14	1.26
826-012x12	826-012x12C	1-1/4	6	18-3/4	2-7/32	2-3/8	16-3/8	1.71	1.88
826-015x12	826-015x12C	1-1/2	6	19-1/8	2-11/32	2-7/8	16-7/16	2.28	2.51
826-020x12	826-020x12C	2	6	19-15/16	2-7/8	3-1/2	16-15/16	3.43	3.77
826-025x12	826-025x12C	2-1/2	6	21-7/8	4-3/16	4-1/2	17-7/8	6.85	7.54
826-030x12	826-030x12C	3	6	21-3/4	4-3/16	4-1/2	18-1/4	6.85	7.54
826-040x12	826-040x12C	4	6	22-3/4	5-5/16	5-9/16	18-3/16	8.00	8.80
826-060x12	826-060x12C	6	6	25-3/4	7-11/16	8-5/8	19-3/4	30.27	33.30
826-080x12	826-080x12C	8	6	30-1/4	9-11/16	10-3/4	22-1/4	46.26	50.89
826-100x12	826-100x12C	10	6	38-7/8	11-13/16	12-3/4	28-7/8	76.53	84.19
826-120x12	826-120x12C	12	6	42-1/2	14-1/8	16	30-1/2	153.07	141.22
826-140x12	---	14	6	52-3/4	15-5/8	16	37-7/8	159.00	---

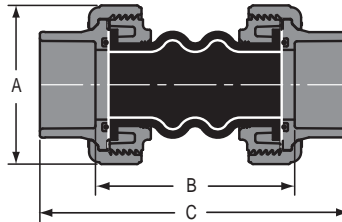
# PVC & CPVC SCHEDULE 80 FITTINGS, UNIONS, TANK ADAPTERS, EXPANSION JOINTS & SADDLES



## ELASTOMER EXPANSION JOINT WITH NEOPRENE BELLOWS

Socket x Socket

150 psi @ 73°F

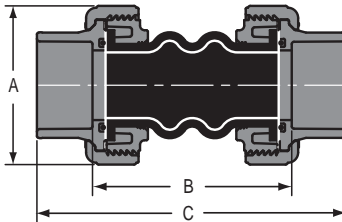


Part Number		Size	A	B	C	MAXIMUM MOVEMENTS				Approx. Wt. (Lbs.)	
PVC	CPVC					COMPRESSION	EXTENSION	LATERAL	ANGULAR	PVC	CPVC
EJ02-007	---	3/4	2-1/4	6-3/8	8-3/8	7/8	1/4	7/8	35°	.50	---
EJ02-010	---	1	2-9/16	5-15/16	8-3/16	7/8	1/4	7/8	25°	.71	---
EJ02-012	---	1-1/4	3-1/8	6-1/16	8-9/16	7/8	1/4	7/8	25°	.70	---
EJ02-015	---	1-1/2	3-9/16	5-7/8	8-5/8	7/8	1/4	7/8	20°	1.07	---
EJ02-020	---	2	4-3/16	5-7/16	8-7/16	7/8	1/4	7/8	15°	1.54	---
EJ20-025	---	2-1/2	6-1/8	6-3/16	9-3/4	7/8	1/4	7/8	15°	4.49	---
EJ02-030	---	3	6-1/8	6-3/16	10	7/8	1/4	7/8	15°	4.71	---

## ELASTOMER EXPANSION JOINT WITH EPDM BELLOWS

Socket x Socket

150 psi @ 73°F



Part Number		Size	A	B	C	MAXIMUM MOVEMENTS				Approx. Wt. (Lbs.)	
PVC	CPVC					COMPRESSION	EXTENSION	LATERAL	ANGULAR	PVC	CPVC
EJ22-007	EJ22-007C	3/4	2-1/4	6-3/8	8-3/8	7/8	1/4	7/8	35°	.32	.39
EJ22-010	EJ22-010C	1	2-9/16	5-15/16	8-3/16	7/8	1/4	7/8	25°	.70	.81
EJ22-012	EJ22-012C	1-1/4	3-1/8	6-1/16	8-9/16	7/8	1/4	7/8	25°	.81	.84
EJ22-015	EJ22-015C	1-1/2	3-9/16	5-7/8	8-5/8	7/8	1/4	7/8	20°	1.03	1.07
EJ22-020	EJ22-020C	2	4-3/16	5-7/16	8-7/16	7/8	1/4	7/8	15°	1.54	1.61
EJ22-025	EJ22-025C	2-1/2	6-1/8	6-3/16	9-3/4	7/8	1/4	7/8	15°	4.49	4.77
EJ22-030	EJ22-030C	3	6-1/8	6-3/16	10	7/8	1/4	7/8	15°	4.81	5.04

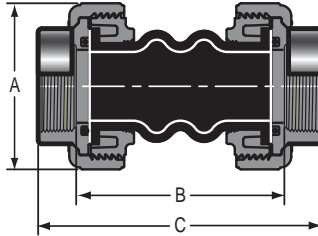


## PVC & CPVC SCHEDULE 80 FITTINGS, UNIONS, TANK ADAPTERS, EXPANSION JOINTS & SADDLES

### ELASTOMER EXPANSION JOINT WITH NEOPRENE BELLOWS

SR Fipt x SR Fipt

150 psi @ 73°F

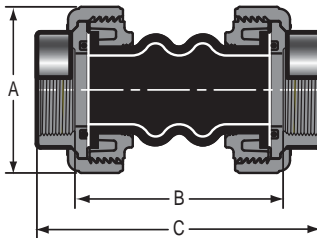


Part Number		Size	A	B	C	MAXIMUM MOVEMENTS				Approx. Wt. (Lbs.)	
PVC	CPVC					COMPRESSION	EXTENSION	LATERAL	ANGULAR	PVC	CPVC
EJ01-007SR	---	3/4	2-1/4	6-3/8	7-3/16	7/8	1/4	7/8	35°	.51	---
EJ01-010SR	---	1	2-9/16	6	7-3/4	7/8	1/4	7/8	25°	.73	---
EJ01-012SR	---	1-1/4	3-1/8	6-1/16	7-15/16	7/8	1/4	7/8	25°	.73	---
EJ01-015SR	---	1-1/2	3-9/16	5-7/8	7-3/4	7/8	1/4	7/8	20°	1.15	---
EJ01-020SR	---	2	4-3/16	5-7/16	7-3/8	7/8	1/4	7/8	15°	1.58	---
EJ01-025SR	---	2-1/2	6-1/8	6-3/16	9	7/8	1/4	7/8	15°	4.63	---
EJ01-030SR	---	3	6-1/8	6-3/16	9	7/8	1/4	7/8	15°	4.84	---

### ELASTOMER EXPANSION JOINT WITH EPDM BELLOWS

SR Fipt x SR Fipt

150 psi @ 73°F



Part Number		Size	A	B	C	MAXIMUM MOVEMENTS				Approx. Wt. (Lbs.)	
PVC	CPVC					COMPRESSION	EXTENSION	LATERAL	ANGULAR	PVC	CPVC
EJ21-007SR	EJ21-007CSR	3/4	2-1/4	6-3/8	7-3/16	7/8	1/4	7/8	35°	.33	.39
EJ21-010SR	EJ21-010CSR	1	2-9/16	6	7-3/4	7/8	1/4	7/8	25°	.71	.83
EJ21-012SR	EJ21-012CSR	1-1/4	3-1/8	6-1/16	7-15/16	7/8	1/4	7/8	25°	.74	.76
EJ21-015SR	EJ21-015CSR	1-1/2	3-9/16	5-7/8	7-3/4	7/8	1/4	7/8	20°	1.15	1.19
EJ21-020SR	EJ21-020CSR	2	4-3/16	5-7/16	7-3/8	7/8	1/4	7/8	15°	1.58	1.65
EJ21-025SR	EJ21-025CSR	2-1/2	6-1/8	6-3/16	9	7/8	1/4	7/8	15°	4.63	4.91
EJ21-030SR	EJ21-030CSR	3	6-1/8	6-3/16	9	7/8	1/4	7/8	15°	4.85	5.19