Pipe - FlameGuard® CPVC Fire Sprinkler Plain End

SDR 13.5 10' Lengths

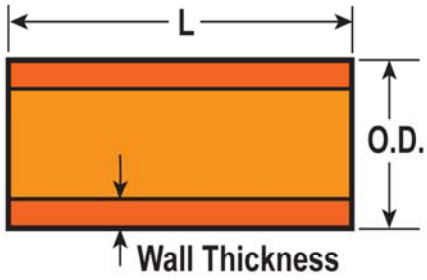

Part Number	Size	L	AVG.O.D.	Minimum Wall	Approx. Wt. (Lbs./Ft)
CP-007-10	3/4	10	1.050	.078	.16
CP-010-10	1	10	1.315	.097	.26
CP-012-10	1-1/4	10	1.660	.123	.39
CP-015-10	1-1/2	10	1.900	.141	.52
CP-020-10	2	10	2.375	.176	.85
CP-025-10	2-1/2	10	2.875	.213	1.25
CP-030-10	3	10	3.500	.259	1.86

Pipe - FlameGuard® CPVC Fire Sprinkler Plain End

SDR 13.5, 15' Lengths

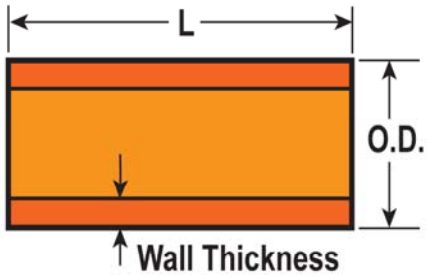

Part Number	Size	L	AVG.O.D.	Minimum Wall	Approx. Wt. (Lbs./Ft)
CP-007	3/4	15	1.050	.078	.16
CP-010	1	15	1.315	.097	.26
CP-012	1-1/4	15	1.660	.123	.39
CP-015	1-1/2	15	1.900	.141	.52
CP-020	2	15	2.375	.176	.85
CP-025	2-1/2	15	2.875	.213	1.25
CP-030	3	15	3.500	.259	1.86

Suitable for Oil-Free air handling to 25 psi, not for distribution of compressed air or gas
See Spears® Product Sourcebook for product offerings

Spears® Manufacturing Company

FlameGuard® Product Weights & Dimensions

Socket Dimensions

SCH 40 - ASTM F438
SCH 80 - ASTM F439

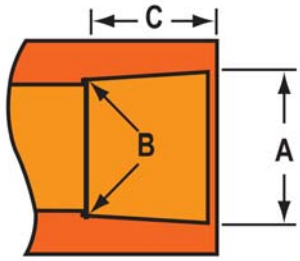

Size	Socket Entrance A	Socket Bottom B	Tolerance	SCH 40 Minimum Socket Length C	SCH 80 Minimum Socket Length C
3/4	1.058	1.046	± .004	.719	1.000
1	1.325	1.130	± .005	.875	1.125
1-1/4	1.670	1.655	± .005	.938	1.250
1-1/2	1.912	1.894	± .006	1.094	1.375
2	2.387	2.369	± .005	1.156	1.500
2-1/2	2.889	2.868	± .007	1.750	1.750
3	3.516	3.492	± .008	1.875	1.875

Tee

Socket x Socket x Socket

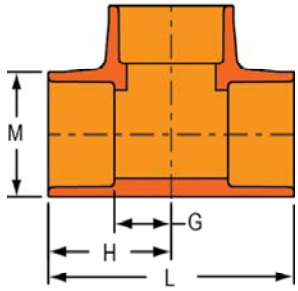

Part Number	Size	G	H	L	M	Approx. Wt. (Lbs.)
4201-007	3/4	9/16	1- 1/2	2-31/32	1- 5/16	.11
4201-010	1	7/8	1-13/16	3- 5/8	1- 5/8	.19
4201-012	1-1/4	29/32	2- 1/8	4- 1/4	2	.29
4201-015	1-1/2	1- 5/32	2-35/64	5- 3/32	2-11/32	.53
4201-020	2	1-13/32	2-15/16	5- 7/8	2- 7/8	.79
4201-025	2-1/2	1-23/32	3- 1/2	7	3-15/32	1.61
4201-030	3	2- 1/16	3-31/32	7-15/16	4- 5/32	2.50

GripLoc™ Tee

WARNING: DO NOT INSERT FINGERS
EPDM Gasket
Uses No Solvent Cement - NSF® Certified Lead Free

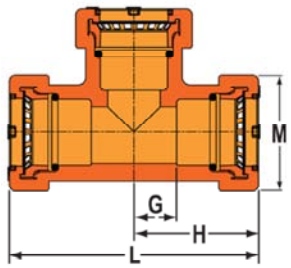

Part Number	Size	G	H	L	M	Approx. Wt. (Lbs.)
GL4201-010	1	27/32	2-1/2	5	2-5/16	.73

Socket x GripLoc™ Tee

Socket x GripLoc™
Uses No Solvent Cement On GripLoc™ Branch - Cement Sockets on Tee Run Only, NSF® Certified Lead Free 175 psi (1.21 Mpa) @ 150°F (66°C)

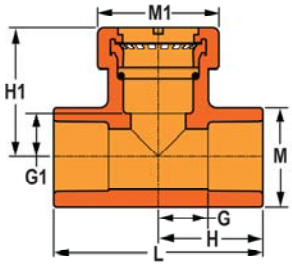

Part Number	Size	G	G1	H	H1	L	M	M1	Approx. Wt. (Lbs.)
GLS4201-010	1	15/16	7/8	2	2-1/2	4	1-7/8	2-5/16	.48

Reducing Tee

Socket x Socket x Socket

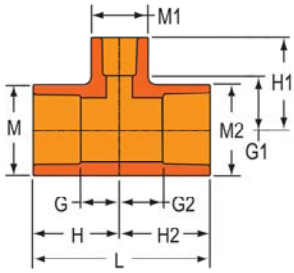

Part Number	Size	G	G1	G2	H	H1	H2	L	M	M1	M2	Approx. Wt. (Lbs.)
4201-102	3/4X1	3/4	11/16	3/4	1-11/16	1-3/4	1-11/16	3- 13/32	1- 5/16	1-5/8	1- 5/16	.12
4201-125	1X3/4X3/4	23/32	13/16	23/32	1-25/32	1-13/16	1-21/32	3-7/16	1-19/32	1-5/16	1- 5/16	.15
4201-126	1X3/4X1	23/32	23/32	3/4	1-27/32	1-27/32	1-3/4	3-19/32	1-5/8	1-5/8	1-5/16	.16
4201-131	1X3/4	11/16	13/16	11/16	1-13/16	1-7/8	1-13/16	3- 5/8	1- 5/8	1- 5/16	1- 5/8	.16
4201-157	1-1/4X1X3/4	11/16	1- 1/32	11/16	1-15/16	2- 1/32	1-13/16	3-25/32	2- 3/32	1-13/32	1-23/32	.32
4201-158	1-1/4X1X1	27/32	29/32	25/32	2- 1/16	2- 1/32	1-29/32	3-15/16	1-31/32	1- 5/8	1- 5/8	.25
4201-159	1-1/4X1X1-1/4	31/32	7/8	31/32	2- 7/32	2- 1/8	2- 3/32	4-11/32	2- 3/32	2- 3/32	1-23/32	.36
4201-167	1-1/4X3/4	21/32	1	21/32	1-29/32	2	1-29/32	3-13/16	2	1- 5/16	2	.21
4201-168	1-1/4X1	13/16	1	13/16	2- 1/16	2-1/8	2- 1/16	4- 1/8	2	1-5/8	2	.24
4201-169	1-1/4X1-1/2	1- 1/8	15/16	1- 1/8	2- 3/8	2-11/32	2- 3/8	4- 3/4	2- 3/32	2-11/32	2- 3/32	.50
4201-201	1-1/2X1-1/4X3/4	11/16	1-3/32	11/16	2- 1/16	2- 3/32	1-15/16	4	2- 5/16	1- 3/8	2- 1/16	.40
4201-202	1-1/2X1-1/4X1	27/32	1- 1/32	1	2- 7/32	2- 5/32	2- 1/4	4-15/32	2- 5/16	1-11/16	2- 1/16	.42
4201-210	1-1/2X3/4	11/16	1- 1/32	11/16	2- 1/16	2- 1/32	2- 1/16	4- 5/32	2-11/32	1-3/8	2-11/32	.39
4201-211	1-1/2X1	13/16	1-3/32	13/16	2- 3/16	2-1/4	2- 3/16	4- 3/8	2-11/32	1-3/4	2-11/32	.41
4201-212	1-1/2X1-1/4	1-1/32	1	1-1/32	2-13/32	2-1/4	2-13/32	4-13/16	2-11/32	2-1/8	2-11/32	.48
4201-213	1-1/2X2	1-9/32	1-1/4	1-9/32	2-21/32	2-3/4	2-21/32	5-11/32	2-11/32	2-7/8	2-11/32	.64
4201-248	2X3/4	11/16	1-7/16	11/16	2- 7/32	2- 7/16	2- 7/32	4- 7/16	2-27/32	1- 3/8	2-27/32	.51
4201-249	2X1	27/32	1-13/32	27/32	2-11/32	2- 9/16	2-11/32	4-23/32	2- 7/8	1- 3/4	2- 7/8	.58
4201-250	2X1-1/4	1-1/32	1-11/32	1-1/32	2-9/16	2-19/32	2-9/16	5- 3/32	2-7/8	2-3/32	2-7/8	.64
4201-251	2X1-1/2	1- 3/16	1-7/16	1- 3/16	2-11/16	2-27/32	2-11/16	5- 3/8	2-7/8	2-3/8	2-7/8	.79
4201-289	2-1/2X1	7/8	1-11/16	7/8	2- 5/8	2-13/16	2- 5/8	5- 1/4	3-1/2	1-23/32	3-1/2	1.03
4201-290	2-1/2X1-1/4	1- 1/32	1-23/32	1- 1/32	2-27/32	3	2-27/32	5-11/16	3-1/2	2- 3/32	3-1/2	1.14
4201-291	2-1/2X1-1/2	1- 3/16	1- 7/16	1- 3/16	2-15/16	3-1/8	2-15/16	5- 7/8	3-1/2	2-11/32	3-1/2	1.25
4201-292	2-1/2X2	1-13/32	1- 5/8	1-13/32	3- 3/16	3- 1/8	3- 3/16	6-3/8	3- 1/2	2- 7/8	3- 1/2	1.37
4201-335	3X1	7/8	1-13/16	7/8	2- 3/4	3	2- 3/4	5-15/32	4- 3/16	1-23/32	4- 3/16	1.33
4201-336[1]	3X1-1/4	1- 3/8	2-5/16	1- 3/8	3- 5/16	3- 5/8	3- 5/16	6- 5/8	4- 3/16	2- 7/8	4- 3/16	1.88
4201-337	3X1-1/2	1- 5/32	2- 1/16	1- 5/32	3- 1/32	3- 7/16	3- 1/32	6- 3/32	4- 3/16	2- 3/8	4- 3/16	1.46
4201-338	3X2	1- 7/16	1-15/16	1- 7/16	3- 5/16	3- 7/16	3- 5/16	6-5/8	4- 3/16	2- 7/8	4- 3/16	1.67
4201-339	3X2-1/2	1- 3/4	2	1- 3/4	3- 5/8	3-3/4	3- 5/8	7- 1/4	4- 3/16	3-17/32	4- 3/16	2.11

[1] Outlet sized with Bushing

Suitable for Oil-Free air handling to 25 psi, not for distribution of compressed air or gas
See Spears® Product Sourcebook for product offerings

SofTorque™ SR Sprinkler Head Tee - Gasket Sealed Special Reinforced Plastic Thread Style

Socket x SR Fipt - Stainless Steel Collar With Elastomer Seal - Use NO Thread Sealant

NSF® Certified Lead Free

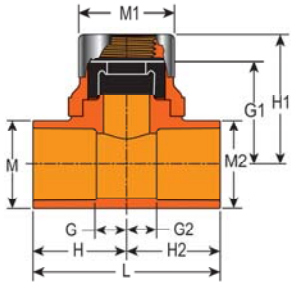

Part Number	Size	G	G1	G2	H	H1	H2	L	M	M1	M2	Approx. Wt. (Lbs.)
4202-101GSR	3/4X1/2	7/16	1-1/2	7/16	1-3/8	1-7/8	1-3/8	2-3/4	1-5/16	1-3/8	1-5/16	.16
4202-124GSR	1X3/4X1/2	7/16	2	1/2	1-1/2	2-3/8	1-7/16	2-15/16	1-5/8	1-11/16	1-5/16	.19
4202-130GSR	1X1/2	7/16	1-5/8	7/16	1-1/2	2	1-1/2	3	1-5/8	1-3/8	1-5/8	.23

TorqueSafe™ Sprinkler Head Tee - Gasket Sealed Brass Thread Insert Style

Socket x Socket x Gasket Fipt
With Elastomer Seal - Use NO Thread Sealant

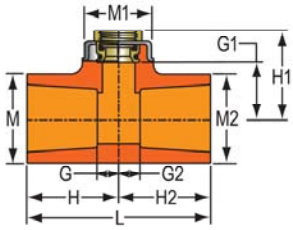

Part Number	Size	G	G1	G2	H	H1	H2	L	M	M1	M2	Approx. Wt. (Lbs.)
4202-101 G	3/4X1/2	7/16	1-5/32	7/16	1- 7/16	1-9/16	1-7/16	2-7/8	1- 3/8	1- 3/8	1- 3/8	.22
4202-124 G	1X3/4X1/2	7/16	1-9/32	9/16	1- 9/16	1-11/16	1- 9/16	3- 1/8	1-11/16	1- 3/8	1- 3/8	.25
4202-130 G	1X1/2	7/16	1-9/32	7/16	1- 9/16	1-11/16	1- 9/16	3- 1/8	1-23/32	1- 3/8	1-23/32	.28
4202-131 G	1X3/4	17/32	1-7/32	17/32	1-11/16	1-5/8	1-11/16	3-3/8	1-23/32	1-9/16	1-23/32	.37
4202-166 G	1-1/4X1/2	7/16	1- 9/16	7/16	1-11/16	1-15/16	1-11/16	3- 3/8	2- 1/16	1- 3/8	2- 1/16	.34
4202-209 G	1-1/2X1/2	1/2	1-11/16	1/2	1- 7/8	2- 3/32	1- 7/8	3- 3/4	2-5/16	1- 3/8	2-5/16	.40
4202-247 G	2X1/2	1/2	1-15/16	1/2	2	2-11/32	2	4	2-27/32	1- 3/8	2-27/32	.53

Not intended to convey or dispense water for human consumption through drinking or cooking

Sprinkler Head Tee - Brass Thread Insert Style

Socket x Socket x Fipt

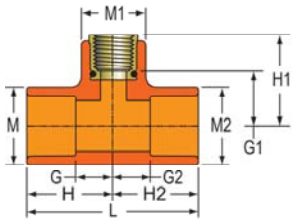

Part Number	Size	G	G1	G2	H	H1	H2	L	M	M1	M2	Approx. Wt. (Lbs.)
4202-101	3/4X1/2	7/16	1-3/32	7/16	1-7/16	1- 5/8	1-7/16	2-7/8	1-3/8	1- 3/16	1-3/8	.20
4202-124	1X3/4X1/2	7/16	1-1/4	9/16	1- 9/16	1-13/16	1- 9/16	3- 1/8	1-23/32	1- 3/16	1- 3/8	.24
4202-130	1X1/2	7/16	1-1/4	7/16	1- 9/16	1-13/16	1- 9/16	3- 1/8	1- 23/32	1- 3/16	1- 23/32	.26
4202-010	1	21/32	1-3/16	21/32	1-25/32	1-29/32	1-25/32	3-19/32	1-23/32	1-23/32	1-23/32	.37
4202-156	1-1/4X1X1/2	3/8	1-1/2	9/16	1-11/16	2- 1/32	1-11/16	3- 3/8	2- 3/32	1- 3/16	1-23/32	.29
4202-166	1-1/4X1/2	7/16	1-15/32	7/16	1-11/16	2-1/32	1-11/16	3-3/8	2- 3/32	1- 3/16	2- 3/32	.25
4202-199	1-1/2X1-1/4X1/2	1/2	1-5/8	9/16	1- 7/8	2- 3/16	1-13/16	3-11/16	2-5/16	1- 3/16	2- 1/16	.36

Sprinkler Head Tee - Brass Thread Insert Style

(Continued)

Socket x Socket x Fipt

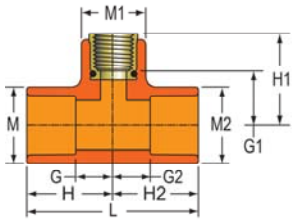

Part Number	Size	G	G1	G2	H	H1	H2	L	M	M1	M2	Approx. Wt. (Lbs.)
4202-209	1-1/2X1/2	1/2	1-5/8	1/2	1- 7/8	2- 3/16	1- 7/8	3- 3/4	2- 5/16	1-3/16	2-5/16	.37
4202-237	2X1-1/2X1/2	1/2	1-7/8	17/32	2	2-7/16	1-15/16	3-15/16	2- 7/8	1- 3/16	2-11/32	.46
4202-247	2X1/2	1/2	1-7/8	1/2	2	2- 7/16	2	4	2-27/32	1-3/16	2-27/32	.50

Not intended to convey or dispense water for human consumption through drinking or cooking

Sprinkler Head Tee - Special Reinforced Plastic Thread Style

Socket x Socket x SR Fipt - Stainless Steel Collar

NSF® Certified Lead-Free

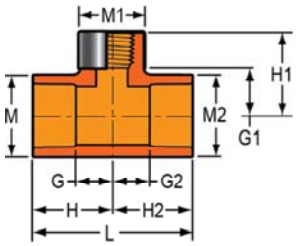

Part Number	Size	G	G1	G2	H	H1	H2	L	M	M1	M2	Approx. Wt. (Lbs.)
4202-010SR	1	21/32	3/4	21/32	1-25/32	1- 5/8	1-25/32	3-19/32	1-23/32	1-11/16	1-23/32	.27
4202-101SR	3/4X1/2	19/32	23/32	19/32	1-19/32	1- 7/16	1-19/32	3- 7/32	1-13/32	1- 3/16	1-13/32	.15
4202-124SR	1X3/4X1/2	7/16	29/32	9/16	1-19/32	1- 5/8	1- 9/16	3- 5/32	1-23/32	1- 3/16	1-3/8	.19
4202-130SR	1X1/2	7/16	29/32	7/16	1- 9/16	1- 5/8	1- 9/16	3- 1/8	1-23/32	1- 3/16	1-23/32	.19
4202-131SR	1X3/4	5/8	13/16	5/8	1-13/16	1-17/32	1-13/16	3-5/8	1-23/32	1-3/8	1-23/32	.22
4202-156SR	1-1/4X1X1/2	7/16	1- 3/16	9/16	1-21/32	1- 7/8	1-23/32	3-3/8	2- 3/32	1- 3/16	1-23/32	.25
4202-166SR	1-1/4X1/2	7/16	1- 1/8	7/16	1-11/16	1-27/32	1-11/16	3- 3/8	2- 3/32	1- 3/16	2- 3/32	.26
4202-168SR	1-1/4X1	27/32	1- 1/32	27/32	2-1/8	1-29/32	2-1/8	4-1/4	2- 3/32	1-11/16	2- 3/32	.35
4202-199SR	1-1/2X1-1/4X1/2	1/2	1-1/4	21/32	1-7/8	2	1-27/32	3-23/32	2-11/32	1- 3/16	2- 3/32	.33
4202-209SR	1-1/2X1/2	1/2	1- 1/4	1/2	1- 7/8	1-31/32	1- 7/8	3- 3/4	2-11/32	1- 3/16	2-11/32	.34
4202-211SR	1-1/2X1-1/2X1	27/32	1- 3/16	27/32	2- 7/32	2- 3/32	2- 7/32	4-7/16	2-11/32	1-23/32	2-11/32	.44
4202-237SR	2X1-1/2X1/2	17/32	1- 9/16	9/16	2- 1/32	2- 1/4	1- 15/16	3-31/32	2- 7/8	1- 3/16	2-11/32	.45
4202-247SR	2X1/2	1/2	1-17/32	1/2	2	2-1/4	2	4	2- 7/8	1- 3/16	2- 7/8	.48
4202-287SR	2-1/2X1/2	17/32	1- 3/4	17/32	2- 9/32	2- 1/2	2- 9/32	4-19/32	3- 1/2	1-3/16	3- 1/2	.77

Suitable for Oil-Free air handling to 25 psi, not for distribution of compressed air or gas

See Spears® Product Sourcebook for product offerings

SofTorque™ SR Sprinkler Head Tee - Gasket Sealed Special Reinforced Plastic Thread Style

Socket x SR Fipt x Socket - Stainless Steel Collar
With Elastomer Seal - Use NO Thread Sealant
NSF® Certified Lead-Free

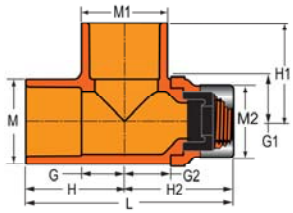

Part Number	Size	G	G1	G2	H	H1	H2	L	M	M1	M2	Approx. Wt. (Lbs.)
4203-122GSR	1X1/2X1	13/16	13/16	1-5/8	1-27/32	1-27/32	1-31/32	3-13/16	1-5/8	1-5/8	1-3/8	.22

TorqueSafe™ Sprinkler Head Tee - Gasket Sealed Brass Thread Insert Style

Socket x Gasket Fipt x Socket
With Elastomer Seal - Use NO Thread Sealant

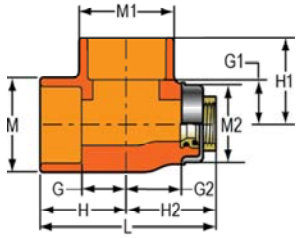

Part Number	Size	G	G1	G2	H	H1	H2	L	M	M1	M2	Approx. Wt. (Lbs.)
4203-122 G	1X1/2X1	19/32	13/16	1-13/32	1-19/32	1-27/32	1- 3/4	3-11/32	1- 5/8	1- 5/8	1- 3/8	.26

Not intended to convey or dispense water for human consumption through drinking or cooking

Sprinkler Head Tee - Brass Thread Insert Style

Socket x Fipt x Socket

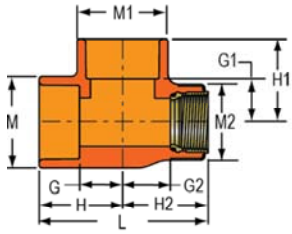

Part Number	Size	G	G1	G2	H	H1	H2	L	M	M1	M2	Approx. Wt. (Lbs.)
4203-122	1X1/2X1	11/16	11/16	1-13/32	1-19/32	1-19/32	1-29/32	3-1/2	1-11/16	1-3/4	1-3/16	.24

Not intended to convey or dispense water for human consumption through drinking or cooking

Sprinkler Head Tee - Special Reinforced Plastic Thread Style

Socket x SR Fipt x Socket - Stainless Steel Collar
NSF® Certified Lead-Free

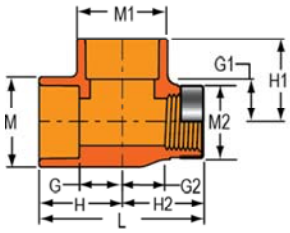

Part Number	Size	G	G1	G2	H	H1	H2	L	M	M1	M2	Approx. Wt. (Lbs.)
4203-122SR	1X1/2X1	23/32	23/32	1- 3/32	1-19/32	1- 5/8	1-25/32	3-13/32	1- 3/4	1- 3/4	1- 3/16	.21

Street Tee

Spigot x Socket x Socket

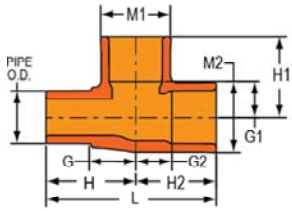

Part Number	Size	G	G1	G2	H	H1	H2	L	M1	M2	Approx. Wt. (Lbs.)
4244-007	3/4	7/8	5/8	27/32	1-13/16	1- 11/16	1-11/16	3- 5/8	1-13/32	1-13/32	.16
4244-010	1	1- 1/16		7/8	2- 3/16	1-15/16		4- 3/16	1- 23/32	1- 23/32	.27
4244-012	1-1/4	1- 5/16	15/16	1	2- 9/16	2- 1/4	2- 9/32	4-27/32	2- 3/32	2- 3/32	.41
4244-015	1-1/2	1-13/16	1- 1/8	1- 1/8	2- 3/4	2- 9/16	2- 5/8	5-3/8	2-11/32	2-11/32	.55
4244-020	2	1-3/4	1- 5/16	1-13/32	3- 1/4	2-7/8	2-15/16	6- 5/32	2- 7/8	2- 7/8	.83

90° Ell

Socket x Socket

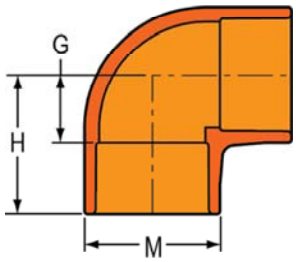

Part Number	Size	G	H	M	Approx. Wt. (Lbs.)
4206-007	3/4	9/16	1- 1/2	1- 5/16	.07
4206-010	1	3/4	1- 5/8	1- 5/8	.12
4206-012	1-1/4	15/16	2-3/16	2	.21
4206-015	1-1/2	1- 5/32	2-17/32	2-11/32	.41
4206-020	2	1-13/32	2-29/32	2- 7/8	.62
4206-025	2-1/2	1-1/2	3- 3/8	3- 1/2	1.14
4206-030	3	2-1/16	4	4-3/16	1.70

Suitable for Oil-Free air handling to 25 psi, not for distribution of compressed air or gas
See Spears® Product Sourcebook for product offerings

90° Elbow, Sweep

Socket x Socket

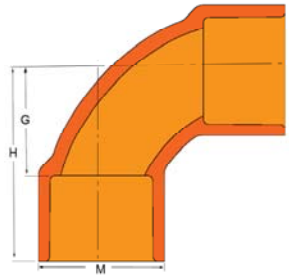

Part Number	Size	G	H	M	Approx. Wt. (Lbs.)
4206-007S	3/4	1-1/16	2-1/16	1-13/32	.09
4206-010S	1	1-5/16	2-3/8	1-5/8	.15
4206-012S	1-1/4	1-9/16	2-27/32	2-3/32	.24
4206-015S	1-1/2	1-3/4	3-5/32	2-3/8	.48
4206-020S	2	2-5/16	3-13/16	2-7/8	.80
4206-025S	2-1/2	2-9/16	4-5/16	3-9/16	1.38
4206-030S	3	3-7/32	5-3/32	4-5/16	2.07

GripLoc™ 90° Ell

WARNING: DO NOT INSERT FINGERS
EPDM Gasket
Uses No Solvent Cement - NSF® Certified Lead Free

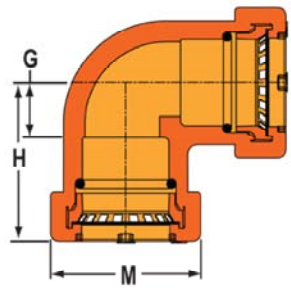

Part Number	Size	G	H	M	Approx. Wt. (Lbs.)
GL4206-010	1	27/32	2-1/2	2-5/16	.53

90° Reducing Ell

Socket x Socket

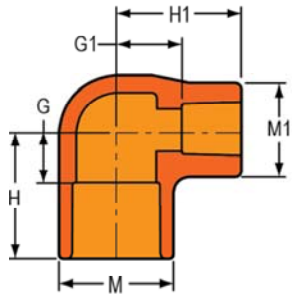

Part Number	Size	G	G1	H	H1	M	M1	Approx. Wt. (Lbs.)
4206-131	1X3/4	21/32	13/16	1-25/32	1-13/16	1-19/32	1- 5/16	.11
4206-168	1-1/4X1	15/16	1-7/32	2-3/16	2-3/8	2	2	.17

SofTorque™ SR 90° Sprinkler Head Elbow - Gasket Sealed Special Reinforced Plastic Thread Style

Socket x SR Fipt - Stainless Steel Collar
With Elastomer Seal - Use NO Thread Sealant
NSF® Certified Lead-Free

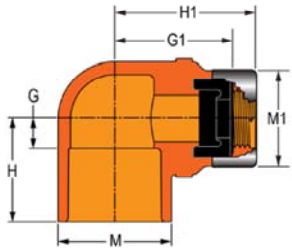

Part Number	Size	G	G1	H	H1	M	M1	Approx. Wt. (Lbs.)
4207-101GSR	3/4X1/2	7/16	1-17/32	1-3/8	1-27/32	1-11/32	1-3/8	.16
4207-130GSR	1X1/2	7/16	1-11/16	1-1/2	2	1-21/32	1-3/8	.18
4207-166GSR	1-1/4X1/2	7/16	1-1/2	1-11/16	2-1/16	2	1-3/8	.22

TorqueSafe™ 90° Sprinkler Head Elbow - Gasket Sealed Brass Thread Insert Style

Socket x Gasket Fipt With Elastomer Seal - Use NO Thread Sealant

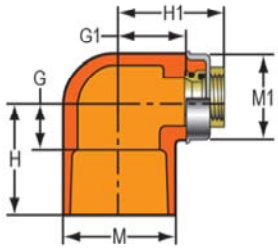

Part Number	Size	G	G1	H	H1	M	M1	Approx. Wt. (Lbs.)
4207-101 G	3/4X1/2	3/8	1- 7/32	1-13/32	1-9/16	1-3/8	1- 3/8	.19
4207-130 G	1X1/2	7/16	1-3/8	1- 9/16	1-11/16	1-11/16	1- 3/8	.23
4207-166 G	1-1/4X1/2	15/32	1-19/32	1-11/16	1-15/16	2- 3/32	1- 3/8	.29

Not intended to convey or dispense water for human consumption through drinking or cooking

Sprinkler Head 90° Ell - Brass Thread Insert Style

Socket x Fipt

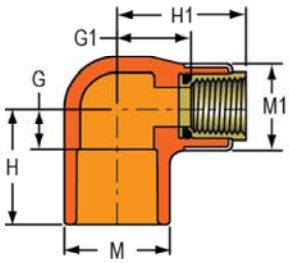

Part Number	Size	G	G1	H	H1	M	M1	Approx. Wt. (Lbs.)
4207-101	3/4X1/2	1/2	1- 3/32	1- 1/2	1- 5/8	1-13/32	1- 3/16	.17
4207-130	1X1/2	7/16	1-7/32	1-19/32	1-25/32	1-23/32	1- 3/16	.20
4207-131	1X3/4	17/32	1-1/4	1-21/32	1-31/32	1-23/32	1- 3/8	.25
4207-166	1-1/4X1/2	7/16	1-1/2	1-11/16	2-1/16	2- 3/32	1-3/16	.24

Not intended to convey or dispense water for human consumption through drinking or cooking

Suitable for Oil-Free air handling to 25 psi, not for distribution of compressed air or gas
See Spears® Product Sourcebook for product offerings
Spears® Manufacturing Company

Sprinkler Head 90° Ell - Special Reinforced Plastic Thread Style

Socket x SR Fipt - Stainless Steel Collar
NSF® Certified Lead-Free

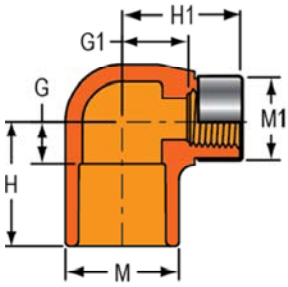

Part Number	Size	G	G1	H	H1	M	M1	Approx. Wt. (Lbs.)
4207-101SR	3/4X1/2	1/2	13/16	1-15/32	1- 1/2	1-13/32	1- 3/16	.13
4207-130SR	1X1/2	7/16	11/16	1- 9/16	1- 1/2	1-23/32	1- 3/16	.15
4207-131SR	1X3/4	17/32	7/8	1-21/32	1-19/32	1-23/32	1- 3/8	.16
4207-166SR	1-1/4X1/2	13/32	1- 1/32	1-21/32	1-23/32	2- 3/32	1- 7/32	.18

90° Street Ell

Spigot x Socket

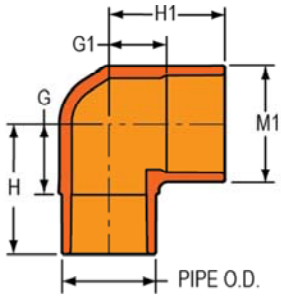

Part Number	Size	G	G1	H	H1	M1	Approx. Wt. (Lbs.)
4209-007	3/4	29/32	11/16	1-15/16	1-11/16	1-13/32	.12
4209-010	1	1-3/32	27/32	2-7/32	2	1-23/32	.20
4209-012	1-1/4	1- 1/4	1	2-9/16	2- 1/4	2- 3/32	.32
4209-015	1-1/2	1-15/32	1-3/16	2-27/32	2- 9/16	2-3/8	.42
4209-020	2	1-23/32	1- 1/2	3- 7/32	3	2-27/32	.64

Side Outlet Ell

Socket x Socket x Socket

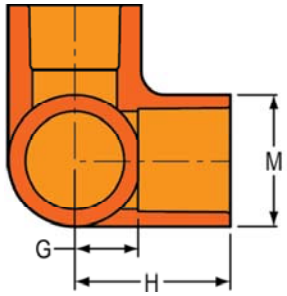

Part Number	Size	G	H	M	Approx. Wt. (Lbs.)
4213-007	3/4	5/8	1-9/16	1- 5/16	.09
4213-010	1	3/4	1- 7/8	1- 5/8	.17

22-1/2° Ell

Socket x Socket

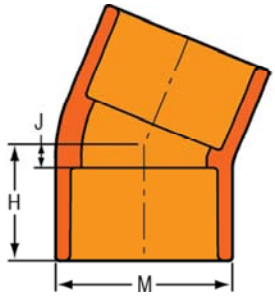

Part Number	Size	H	J	M	Approx. Wt. (Lbs.)
4216-007	3/4	1- 3/16	7/32	1-13/32	.08
4216-010	1	1- 3/8	9/32	1-23/32	.14
4216-012	1-1/4	1- 1/2	1/4	2- 3/32	.20
4216-015	1-1/2	1-21/32	9/32	2-11/16	.27
4216-020	2	1- 7/8	3/8	2-27/32	.43
4216-025	2-1/2	2-7/32	15/32	3-1/2	.72
4216-030	3	2- 3/8	1/2	4- 5/32	.76

22-1/2° Street Ell

Spigot x Socket

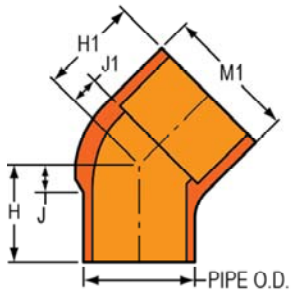

Part Number	Size	H	H1	J	J1	M1	Approx. Wt. (Lbs.)
4242-007	3/4	1- 5/16	1- 1/8	5/16	1/8	1- 3/8	.08
4242-010	1	1- 1/2	1-11/32	3/8	7/32	1-23/32	.14
4242-012	1-1/4	1- 11/16	1-1/2	7/16	1/4	2- 1/16	.21
4242-015	1-1/2	1-13/16	1-23/32	7/16	11/32	2-11/32	.28
4242-020	2	2-1/16	1-7/8	17/32	3/8	2- 7/8	.41
4242-025	2-1/2	2- 7/32	2- 7/32	1/2	15/32	3- 1/2	.76
4242-030	3	2-13/32	2-13/32	17/32	17/32	4- 5/32	.98

45° Ell

Socket x Socket

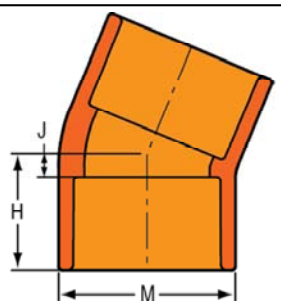

Part Number	Size	H	J	M	Approx. Wt. (Lbs.)
4217-007	3/4	1-11/32	13/32	1- 5/16	.07
4217-010	1	1-13/32	3/8	1- 5/8	.11
4217-012	1-1/4	1- 5/8	3/8	2- 1/8	.23
4217-015	1-1/2	1-13/16	7/16	2-3/8	.29

Suitable for Oil-Free air handling to 25 psi, not for distribution of compressed air or gas
See Spears® Product Sourcebook for product offerings

Spears® Manufacturing Company

45° Ell

(Continued)

Socket x Socket

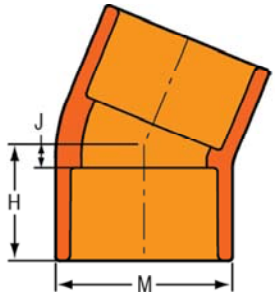

Part Number	Size	H	J	M	Approx. Wt. (Lbs.)
4217-020	2	2-1/8	5/8	2-7/8	.47
4217-025	2-1/2	2-7/16	11/16	3- 1/2	.82
4217-030	3	2-3/4	29/32	4- 5/32	1.21

45° Street Ell

Spigot x Socket

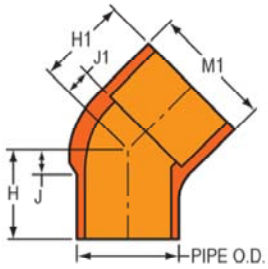

Part Number	Size	H	H1	J	J1	M1	Approx. Wt. (Lbs.)
4227-010	1	1- 1/2	1- 3/8	1/2	1/4	1- 5/8	.09
4227-012	1-1/4	1-25/32	1- 9/16	9/16	11/32	1-31/32	.15
4227-015	1-1/2	2- 1/32	1-3/4	11/16	3/8	2-11/32	.28
4227-020	2	2- 5/16	1-15/16	7/8	13/32	2- 7/8	.43

Cross

Socket x Socket x Socket x Socket

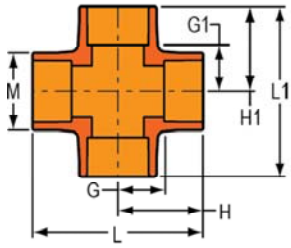

Part Number	Size	G	G1	H	H1	L	L1	M	Approx. Wt. (Lbs.)
4220-007	3/4	5/8	5/8	1-5/8	1-5/8	3- 1/4	3-1/4	1-13/32	.21
4220-010	1	3/4	3/4	1- 5/8	1- 5/8	3- 1/4	3- 1/4	1-23/32	.22
4220-012	1-1/4	1-3/32	1-3/32	2- 3/8	2- 3/8	4- 3/4	4- 3/4	2-1/8	.62
4220-015	1-1/2	1-13/64	1- 7/32	2-39/64	2- 5/8	5-1/4	5-1/4	2- 3/8	.80
4220-020	2	1- 1/2	1- 1/2	3	3	6	6	3	1.40
4220-025	2-1/2	1-11/16	1-11/16	3- 7/16	3- 7/16	6- 7/8	6- 7/8	3-17/32	2.11
4220-030	3	2- 3/32	2- 3/32	3-31/32	3-31/32	7-15/16	7-15/16	4- 7/16	3.37

Reducing Cross

Socket x Socket x Socket x Socket

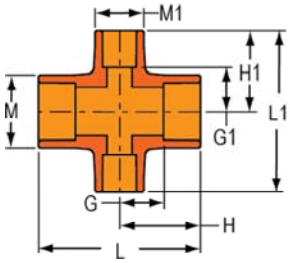

Part Number	Size	G	G1	H	H1	L	L1	M	M1	Approx. Wt. (Lbs.)
4220-131	1X3/4	23/32	5/8	1- 5/8	1- 5/8	3- 1/4	3- 1/4	1- 7/8	1- 1/2	.35
4220-167	1-1/4X3/4	3/4	1-1/32	2	2- 3/64	4	4- 3/32	2- 1/16	1-3/8	.35
4220-210	1-1/2X3/4	11/16	1- 5/32	2- 3/32	2-11/64	4- 3/16	4-11/32	2- 3/8	1-13/32	.41
4220-248	2X3/4	11/16	1-7/16	2-13/64	2-7/16	4-13/32	4-7/8	2-29/32	1-13/32	.55
4220-289	2-1/2X1	29/32	1- 3/4	2-43/64	2- 7/8	5-11/32	5- 3/4	3- 1/2	1- 3/4	.98

Coupling

Socket x Socket

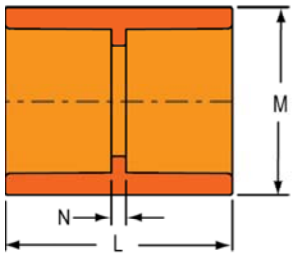

Part Number	Size	L	M	N	Approx. Wt. (Lbs.)
4229-007	3/4	1-31/32	1-5/16	3/32	.04
4229-010	1	2- 3/16	1- 5/8	3/32	.07
4229-012	1-1/4	2-19/32	2	3/32	.12
4229-015	1-1/2	2- 7/8	2-11/32	3/32	.22
4229-020	2	3- 1/8	2-27/32	3/32	.32
4229-025	2-1/2	3-11/16	3-15/32	3/16	.58
4229-030	3	4	4- 3/16	3/16	.85

Reducer Coupling

Socket x Socket

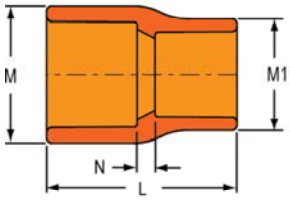

Part Number	Size	L	M	M1	N	Approx. Wt. (Lbs.)
4229-131	1X3/4	2- 3/8	1-23/32	1-13/32	7/32	.11
4229-167	1-1/4X3/4	2-19/32	2- 3/32	1- 5/8	11/32	.14
4229-168	1-1/4X1	2-11/16	2- 3/32	1-23/32	5/16	.17
4229-210	1-1/2X3/4	2-13/16	2-11/32	1-13/32	15/32	.18
4229-211	1-1/2X1	2- 7/8	2-13/32	1-15/16	3/8	.21
4229-212	1-1/2X1-1/4	2-13/16	2-13/32	2- 1/8	5/32	.22

Suitable for Oil-Free air handling to 25 psi, not for distribution of compressed air or gas
See Spears® Product Sourcebook for product offerings

Reducer Coupling

(Continued)

Socket x Socket

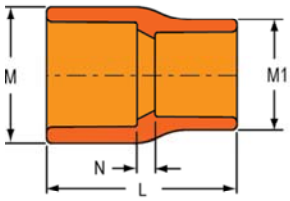

Part Number	Size	L	M	M1	N	Approx. Wt. (Lbs.)
4229-248	2X3/4	3- 3/16	2- 7/8	1- 7/16	23/32	.32
4229-249	2X1	3-1/2	3	1-23/32	27/32	.38
4229-250	2X1-1/4	3- 3/16	2- 7/8	2- 1/8	17/32	.33
4229-251	2X1-1/2	3- 3/16	2-27/32	2-11/32	1/4	.30
4229-291	2-1/2X1-1/2	3-23/32	3-15/32	2-11/32	9/16	.50
4229-292	2-1/2X2	3-21/32	3- 1/2	2- 7/8	13/32	.51
4229-337	3X1-1/2	3-1/2	4-3/16	2-3/8	7/32	.69
4229-339	3X2-1/2	3-27/32	4- 3/16	3- 1/2	1/4	.79

GripLoc™ Coupling

WARNING: DO NOT INSERT FINGERS
EPDM Gasket
Uses No Solvent Cement - NSF® Certified Lead Free

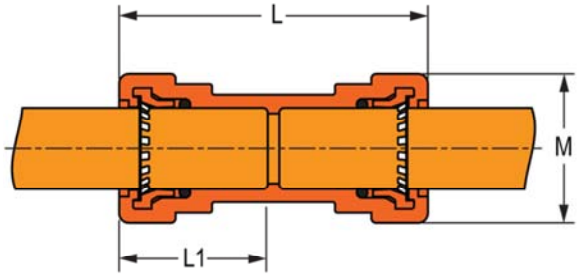

Part Number	Size	L	L1	M	Approx. Wt. (Lbs.)
GL4229-007	3/4	4-1/16	1-15/16	1-15/16	.27
GL4229-010	1	4-3/16	2	2-5/16	.37
GL4229-020	2	4-7/16	2-1/8	3-5/8	.88

Grooved Coupling Adapter

Groove x Socket

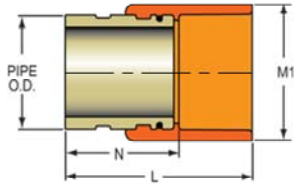

Part Number	Size	L	M1	N	Pipe O.D.	Approx. Wt. (Lbs.)
4233-012	1-1/4	3- 5/8	2- 3/32	2-11/32	1.660	.71
4233-015	1-1/2	3- 3/4	2-11/32	2-11/32	1.900	.83
4233-020	2	3-27/32	2-27/32	2-11/32	2-3/8	1.29
4233-025	2-1/2	4- 3/16	3-15/32	2- 7/16	2-7/8	2.01
4233-030	3	4- 5/16	4- 5/32	2- 7/16		2.72

Not intended to convey or dispense water for human consumption through drinking or cooking

QuickTorque™ SR Female Sprinkler Head Adapter - Gasket Sealed Special Reinforced Metal Thread Style

Socket x SR Fipt - Stainless Steel Collar
With Elastomer Seal - Use NO Thread Sealant
NSF® Certified Lead Free

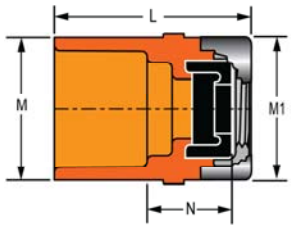

Part Number	Size	L	M	M1	N	Approx. Wt. (Lbs.)
4235-101GMR	3/4X1/2	1-15/16	1-5/16	1-9/16	15/16	.16
4235-130GMR	1X1/2	2-1/4	1-5/8	1-9/16	15/16	.19

SofTorque™ SR Female Sprinkler Head Adapter - Gasket Sealed Special Reinforced Plastic Thread Style

Socket x SR Fipt - Stainless Steel Collar
With Elastomer Seal - Use NO Thread Sealant
NSF® Certified Lead-Free

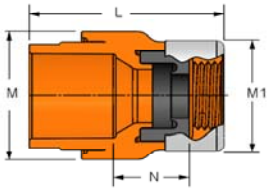

Part Number	Size	L	M	M1	N	Approx. Wt. (Lbs.)
4235-101GSR	3/4X1/2	2-1/8	1-23/32	1-3/8	31/32	.10
4235-130GSR	1X1/2	2- 3/8	1- 23/32	1- 3/8	1	.12

Suitable for Oil-Free air handling to 25 psi, not for distribution of compressed air or gas
See Spears® Product Sourcebook for product offerings

TorqueSafe™ Female Sprinkler Head Adapter - Gasket Sealed Brass Thread Insert Style

Socket x Gasket Fipt
With Elastomer Seal - Use NO Thread Sealant

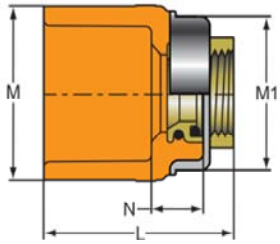

Part Number	Size	L	M	M1	N	Approx. Wt. (Lbs.)
4235-101 G	3/4X1/2	1- 7/8	1-13/32	1- 3/8	17/32	.14
4235-130GS	1X1/2	2-1/32	1-11/16	1- 3/8	17/32	.16
4235-131 G	1X3/4	2	1-11/16	1- 9/16	9/16	.25

Not intended to convey or dispense water for human consumption through drinking or cooking

GripLoc™ TorqueSafe™ Female Sprinkler Head Adapter - Gasket Sealed Brass Thread Insert Style

Socket x Gasket Fipt
With Elastomer Seal - Use NO Thread Sealant

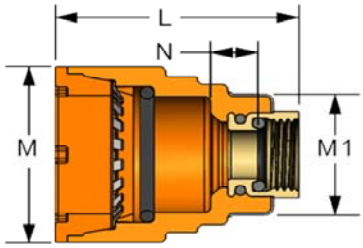

Part Number	Size	L	M	M1	N	Approx. Wt. (Lbs.)
GL4235-130 G	1X1/2	2-7/16	2	1-3/8	15/32	.22

Not intended to convey or dispense water for human consumption through drinking or cooking

Female Adapter - Brass Thread Insert Style

Socket x Fipt

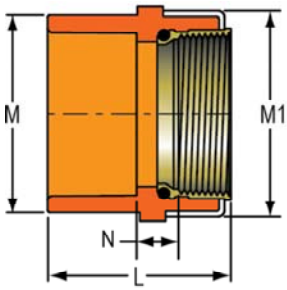

Part Number	Size	L	M	M1	N	Approx. Wt. (Lbs.)
4235-007	3/4	2- 1/8	1-13/32	1- 3/8	3/8	.16
4235-010	1	2-7/32	1- 3/4	1-11/16	11/32	.24
4235-012	1-1/4	2- 3/8	2- 3/32	2- 1/16	1/4	.34
4235-015	1-1/2	2-17/32	2-13/32	2- 7/16	13/32	.48
4235-020	2	2-25/32	2-27/32	3- 3/16	3/8	1.00

Not intended to convey or dispense water for human consumption through drinking or cooking

Female Sprinkler Head Adapter - Brass Thread Insert Style

Socket x Fipt

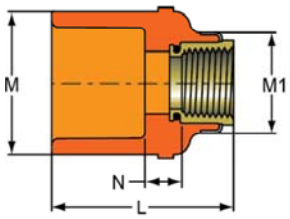

Part Number	Size	L	M	M1	N	Approx. Wt. (Lbs.)
4235-101	3/4X1/2	2-1/16	1-13/32	1-3/16	15/32	.13
4235-130	1X1/2	2-11/32	1-11/16	1- 3/16	5/8	.16
4235-131	1X3/4	2- 5/16	1-11/16	1- 3/8	17/32	.18

Not intended to convey or dispense water for human consumption through drinking or cooking

Female Sprinkler Head Adapter - Special Reinforced Plastic Thread Style

Socket x SR Fipt - Stainless Steel Collar
NSF® Certified Lead-Free

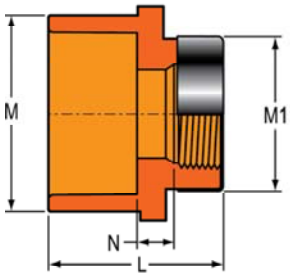

Part Number	Size	L	M	M1	N	Approx. Wt. (Lbs.)
4235-101SR	3/4X1/2	1-29/32	1-13/32	1- 3/16	1/8	.07
4235-130SR	1X1/2	2-7/32	1-23/32	1-3/16	11/32	.10
4235-131SR	1X3/4	2- 3/32	1- 3/4	1- 3/8	1/4	.12

Female Sprinkler Head Adapter - Special Reinforced Plastic Thread Style with Socket Body Wrench Flats

Socket x SR Fipt - Stainless Steel Collar
NSF® Certified Lead-Free

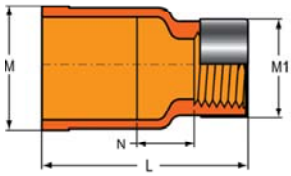

M = Flat to Flat Dimension

Part Number	Size	L	M	M1	N	Approx. Wt. (Lbs.)
W4235-101SR	3/4X1/2	2- 9/32	1-13/32	1- 3/16	17/32	.09
W4235-130SR	1X1/2	2- 9/32	1-3/8	1- 3/16	13/32	.11

Suitable for Oil-Free air handling to 25 psi, not for distribution of compressed air or gas
See Spears® Product Sourcebook for product offerings

Female Sprinkler Head Adapter - Brass Thread Insert Style with Long Body

Socket x Fipt

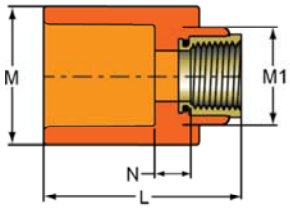

Part Number	Size	L	M	M1	N	Approx. Wt. (Lbs.)
L4235-130	1X1/2	2- 3/16	1-23/32	1- 7/32	1/2	.18

Not intended to convey or dispense water for human consumption through drinking or cooking

Female Sprinkler Head Adapter - Brass Thread Insert Style with Positioning Ring

Socket x Fipt

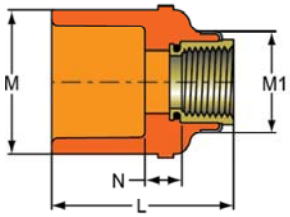

Part Number	Size	L	M	M1	N	Approx. Wt. (Lbs.)
R4235-101	3/4X1/2	2- 1/32	1- 7/16	1- 3/16	15/32	.14

Not intended to convey or dispense water for human consumption through drinking or cooking

Female Sprinkler Head Adapter - Special Reinforced Plastic Thread Style with Positioning Ring

Socket x SR Fipt - Stainless Steel Collar

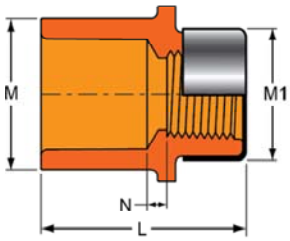

Part Number	Size	L	M	M1	N	Approx. Wt. (Lbs.)
R4235-101SR	3/4X1/2	1-15/16	1- 7/16	1- 7/32	7/32	.09

Female Adapter - Special Reinforced Plastic Thread Style

Socket x SR Fipt - Stainless Steel Collar
NSF® Certified Lead-Free

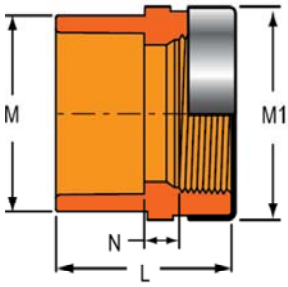

Part Number	Size	L	M	M1	N	Approx. Wt. (Lbs.)
4235-007SR	3/4	1- 7/8	1-13/32	1- 3/8	3/32	.08
4235-010SR	1	2- 5/32	1-23/32	1- 11/16	3/32	.12
4235-012SR	1-1/4	2- 5/16	2- 1/8	2- 1/16	3/16	.20

Transition Male Adapter with Brass Thread

Mipt x Socket
NSF® Certified Lead-Free

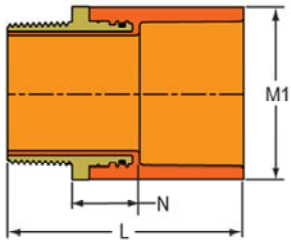

Part Number	Size	L	M1	N	Approx. Wt. (Lbs.)
4236-007	3/4	2-17/32	1-13/32	13/16	.26
4236-010	1	2-15/16	1-23/32	29/32	.42
4236-012	1-1/4	3- 1/8	2- 3/32	31/32	.66
4236-015	1-1/2	3- 9/32	2-11/32	31/32	.79
4236-020	2	3- 7/16	2-27/32	1	1.09

TorqueSafe™ Female Spigot Sprinkler Head Adapters - Gasket Sealed Brass Thread Insert Style

Spigot x Gasket Fipt
With Elastomer Seal - Use NO Thread Sealant

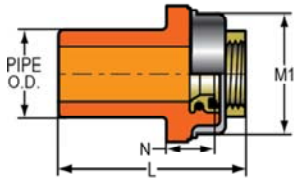

Part Number	Size	L	M	N	Approx. Wt. (Lbs.)
4238-101 G	3/4X1/2	1-15/16	1- 3/8	1-17/32	.14
4238-130 G	1X1/2	2- 1/16	1- 3/8	1-21/32	.15

Not intended to convey or dispense water for human consumption through drinking or cooking

Suitable for Oil-Free air handling to 25 psi, not for distribution of compressed air or gas
See Spears® Product Sourcebook for product offerings

SofTorque™ Reducer Bushing - Gasket Sealed Plastic Thread Style

Spigot x Fipt - With Elastomer Seal - Use NO Thread Sealant

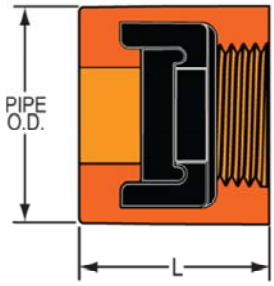

Part Number	Size	L	Approx. Wt. (Lbs.)
4238-130GSR	1X1/2	1-5/32	.05

TorqueSafe™ Bushing - Gasket Sealed Brass Thread Insert Style

Spigot x Gasket Fipt
With Elastomer Seal - Use NO Thread Sealant

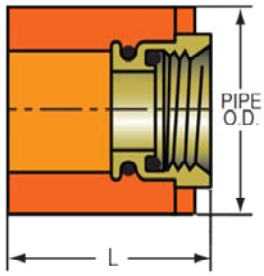

Part Number	Size	L	Approx. Wt. (Lbs.)
4238-130BR G	1X1/2	1-1/4	.10

Not intended to convey or dispense water for human consumption through drinking or cooking

Bushing - with Brass Thread Insert

Spigot x Fipt

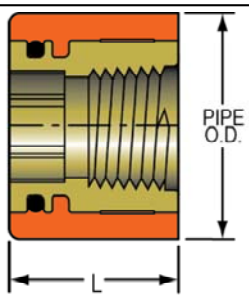

Part Number	Size	L	Approx. Wt. (Lbs.)
4238-130BR	1X1/2	1	.21

Not intended to convey or dispense water for human consumption through drinking or cooking

Spigot Female Sprinkler Head Adapters - Brass Thread Insert Style

Spigot x Fipt

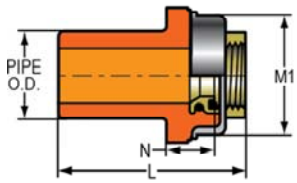

Part Number	Size	L	M1	N	Approx. Wt. (Lbs.)
4238-101	3/4X1/2	2- 5/32	1- 7/32	19/32	.12
4238-130	1X1/2	2- 1/4	1- 3/16	9/16	.13

Not intended to convey or dispense water for human consumption through drinking or cooking

SofTorque™ Spigot Female Adapter - Gasket Sealed Special Reinforced Plastic Thread Style

Spigot x SR Fipt - Stainless Steel Collar
With Elastomer Seal - Use NO Thread Sealant
NSF® Certified Lead Free

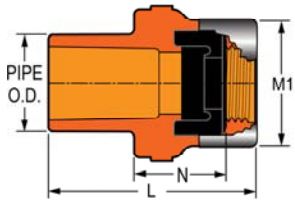

Part Number	Size	L	M1	N	Approx. Wt. (Lbs.)
4278-101GSR	3/4X1/2	2-1/4	1-3/8	1	.11
4278-130GSR	1X1/2	2-3/8	1-3/8	11/16	.12

Spigot Female Adapter - Brass Thread Insert Style

Spigot x Fipt

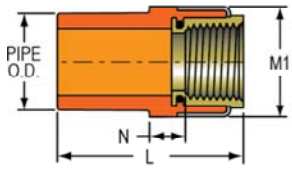

Part Number	Size	L	M1	N	Approx. Wt. (Lbs.)
4278-007	3/4	2- 5/32	1- 3/8	1/2	.17
4278-010	1	2- 9/32	1-11/16	7/16	.22

Not intended to convey or dispense water for human consumption through drinking or cooking

Spigot Female Adapter - Special Reinforced Plastic Thread Style

Spigot x SR Fipt - Stainless Steel Collar
NSF® Certified Lead-Free

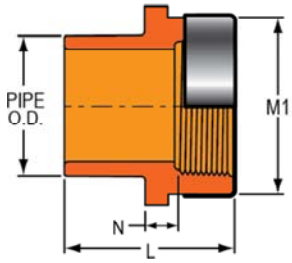

Part Number	Size	L	M1	N	Approx. Wt. (Lbs.)
4278-007SR	3/4	1-15/16	1- 3/8	5/16	.07
4278-010SR	1	2- 1/4	1-23/32	5/16	.13

Spigot Female Sprinkler Head Adapters - Special Reinforced Plastic Thread Style

Spigot x SR Fipt - Stainless Steel Collar
NSF® Certified Lead-Free

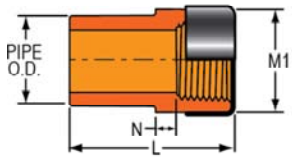

Part Number	Size	L	M1	N	Approx. Wt. (Lbs.)
4238-101SR	3/4X1/2	1-29/32	1- 7/32	1/8	.06
4238-130SR	1X1/2	2- 1/32	1- 7/32	7/32	.08

Adjustable Sprinkler Head Adapters - Special Reinforced Plastic Thread Style

Socket x SR Fipt - Stainless Steel Collar
TRAVEL = 1-9/16"
NSF® Certified Lead-Free

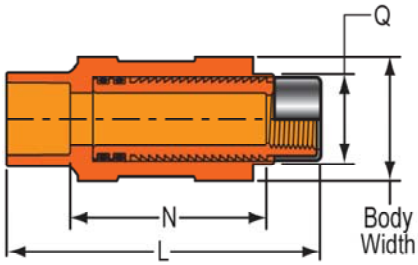

Part Number	Size	L-Max	L-Min	N-Max	N-Min	Q	Body Width	Approx. Wt. (Lbs.)
42001SR	3/4X1/2	8-1/4	6-5/8	6-9/16	4-7/8	1- 1/4	2-3/16	.65
42011SR	1X1/2	8-3/8	6-3/4	6-9/16	4-7/8	1- 1/4	2-3/16	.66

Adjustable Sprinkler Head Adapters - Special Reinforced Plastic Thread Style

Spigot x SR Fipt - Stainless Steel Collar
TRAVEL = 1-5/8"
NSF® Certified Lead-Free

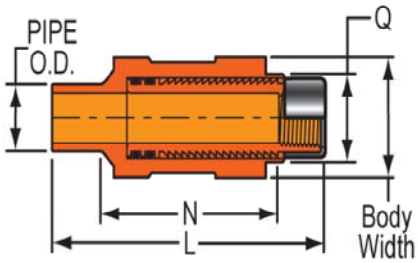

Part Number	Size	L-Max	L-Min	N-Max	N-Min	Q	Body Width	Approx. Wt. (Lbs.)
42004SR	3/4X1/2	8-1/4	6-3/4	7-1/2	6	1- 1/4	2-3/16	.63
42014SR	1X1/2	8-1/4	6-3/4	7-1/2	6	1- 1/4	2-3/16	.66

Reducer Bushing - Flush Style

Spigot x Socket

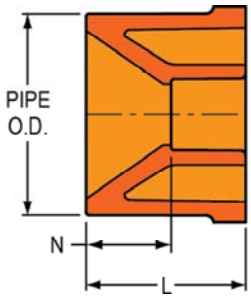

Part Number	Size	L	N	Approx. Wt. (Lbs.)
4237-131	1X3/4	1- 1/4	1/4	.03
4237-167	1-1/4X3/4	1- 7/16	7/16	.09
4237-168	1-1/4X1	1-13/32	9/32	.06
4237-210	1-1/2X3/4	1- 5/8	5/8	.16
4237-211	1-1/2X1	1-17/32	13/32	.12
4237-212	1-1/2X1-1/4	1- 9/16	5/16	.06
4237-248	2X3/4	1-29/32	29/32	.28
4237-249	2X1	1-23/32	9/16	.24
4237-250	2X1-1/4	1-11/16	7/16	.20
4237-251	2X1-1/2	1-11/16	5/16	.15
4237-290	2-1/2X1-1/4	2- 5/32	7/8	.46
4237-291	2-1/2X1-1/2	2- 5/32	3/4	.39
4237-292	2-1/2X2	2-1/4	3/4	.29
4237-338	3X2	2- 7/32	11/16	.62
4237-339	3X2-1/2	2- 5/16	1/4	.43

Suitable for Oil-Free air handling to 25 psi, not for distribution of compressed air or gas
See Spears® Product Sourcebook for product offerings
Spears® Manufacturing Company

Transition Bushing

IPS Spigot x CTS Socket

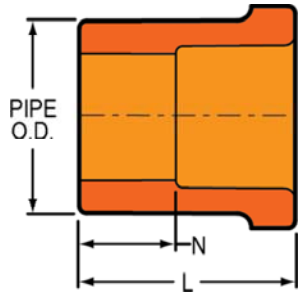

Part Number	Size	L	N	Approx. Wt. (Lbs.)
4240-101	3/4X1/2	1- 1/8	5/8	.03
4240-130	1X1/2	1- 1/4	3/4	.05

Cap

Socket

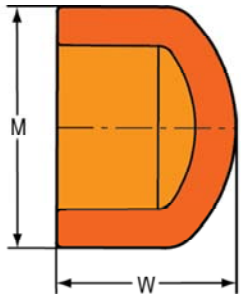

Part Number	Size	M	W	Approx. Wt. (Lbs.)
4247-007	3/4	1-5/16	1-5/16	.03
4247-010	1	1- 5/8	1- 9/16	.06
4247-012	1-1/4	2- 3/32	1-27/32	.12
4247-015	1-1/2	2-11/32	2	.16
4247-020	2	2-27/32	2- 9/32	.26
4247-025	2-1/2	3-17/32	2- 5/8	.47
4247-030	3	4- 3/8	3	.91

Test Plug - O-ring Sealed

Mipt - For Pressure Testing Only.
NOT for use with TorqueSafe™ or Z4235 Series Adapters

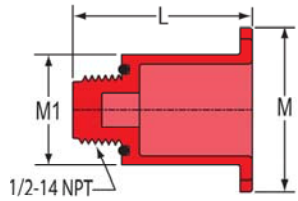

Part Number	Size	L	M	M1	Approx. Wt. (Lbs.)
FTP-005	1/2	1-27/32	1-15/16	1- 1/4	.03

DO NOT use with tape or paste thread sealants

Test Plug for TorqueSafe™ & SofTorque™ Gasket Sealed Head Adapters

Mipt - For Pressure Testing Only.
Use ONLY with Gasket Sealed Adapters

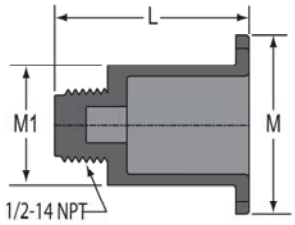

Part Number	Size	L	M	M1	Approx. Wt. (Lbs.)
FTP-005GS	1/2	1-25/32	2- 1/32	1- 1/4	.05

Test Plug - White PVC

Mipt - For Pressure Testing Only

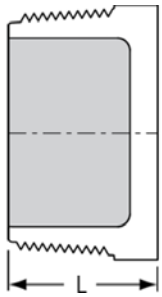

Part Number	Size	L	Approx. Wt. (Lbs.)
4250-005	1/2	27/32	.01

Requires use of a thread sealant

Flange

Socket - 4 Bolt Holes - 175 psi (1.21 Mpa) @ 150°F (66°C)

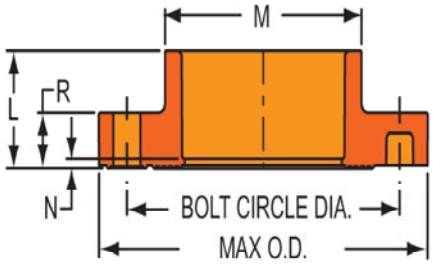

Part Number	Size	L	M	N	R	Bolt Circle Dia.	Bolt Size	Max. O.D.	Min. Bolt Length	No of Bolts	Approx. Wt. (Lbs.)
4251-007	3/4	1- 5/32	1- 1/2	1/8	5/8	2- 3/4	1/2	3-29/32	2	4	.31
4251-010	1	1- 9/32	1-13/16	3/32	21/32	3- 1/8	1/2	4-9/32	2-1/4	4	.35
4251-012	1-1/4	1-13/32	2- 7/32	5/32	11/16	3- 1/2	1/2	4-5/8	2-1/4	4	.44
4251-015	1-1/2	1-5/8	2- 1/2	3/16	23/32	3-7/8	1/2	5-1/16	2-1/2	4	.51
4251-020	2	1-27/32	3	5/16	27/32	4- 3/4	5/8	5-31/32	3	4	.94
4251-025	2-1/2	2- 7/32	3- 1/2	7/16	1- 1/32	5- 1/2	5/8	7	3-1/4	4	1.57

Suitable for Oil-Free air handling to 25 psi, not for distribution of compressed air or gas
See Spears® Product Sourcebook for product offerings

Spears® Manufacturing Company

Blind Flange

4 Bolt Holes - 175 psi (1.21 Mpa) @ 150°F (66°C)

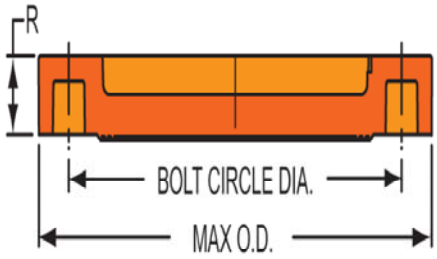

Part Number	Size	R	Bolt Circle Dia.	Bolt Size	Max. O.D.	Min. Bolt Length	No of Bolts	Approx. Wt. (Lbs.)
4253-007	3/4	5/8	2- 3/4	1/2	3-27/32	2	4	.29
4253-010	1	23/32	3- 1/8	1/2	4-1/4	2-1/4	4	.34
4253-012	1-1/4	21/32	3- 1/2	1/2	4-5/8	2-1/4	4	.39
4253-015	1-1/2	23/32	3-7/8	1/2	5-1/16	2-1/2	4	.65
4253-020	2	27/32	4- 3/4	5/8	5-31/32	3	4	.88
4253-025	2-1/2	1- 1/32	5- 1/2	5/8	6-15/16	3-1/4	4	1.70
4253-030	3	1-1/16	6	5/8	7-5/8	3-1/4	4	1.78

Flange - Van Stone Style

Socket - 4 Bolt Holes - 175 psi (1.21 Mpa) @ 150°F (66°C)

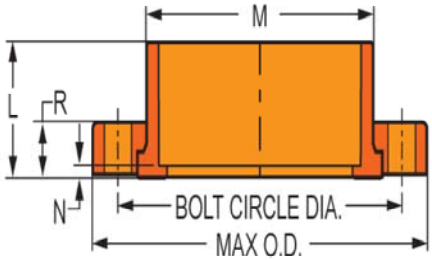

Part Number	Size	L	M	N	R	Bolt Circle Dia.	Bolt Size	Max. O.D.	Min. Bolt Length	No of Bolts	Approx. Wt. (Lbs.)
4254-030	3	2-1/16	4- 1/4	3/16	1-1/16	6	5/8	7-17/32	3-1/4	4	1.76

Flange - Van Stone Style

Spigot - 4 Bolt Holes - 175 psi (1.21 Mpa) @ 150°F (66°C)

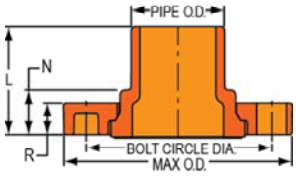

Part Number	Size	L	N	R	Bolt Circle Dia.	Bolt Size	Max. O.D.	Min. Bolt Length	No of Bolts	Approx. Wt. (Lbs.)
4256-007	3/4	1-15/16	13/16	9/16	2- 3/4	1/2	3-27/32	2	4	.29
4256-010	1	2-1/8	15/16	5/8	3- 1/8	1/2	4-1/4	2-1/4	4	.40
4256-012	1-1/4	2-1/4	1	5/8	3- 1/2	1/2	4-5/8	2-1/4	4	.50
4256-015	1-1/2	2- 7/16	1	23/32	3- 7/8	1/2	4-31/32	2-1/2	4	.64
4256-020	2	2-3/4	1-1/4	13/16	4- 3/4	5/8	5-31/32	3	4	1.00
4256-025	2-1/2	3- 1/16	1- 1/4	1	5- 1/2	5/8	6-15/16	3-1/4	4	1.65
4256-030	3	3-5/16	1-9/32	1- 1/32	6	5/8	7-9/16	3-1/4	4	1.93

Union

Socket x Socket
175 psi (1.21 Mpa) @ 150°F (66°C)

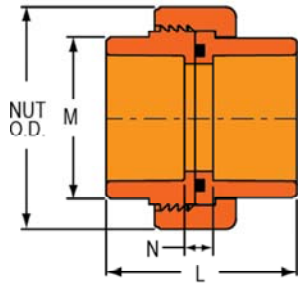

Part Number	Size	L	M	N	NUT O.D.	Approx. Wt. (Lbs.)
4257-007	3/4	2- 3/8	1-1/2	3/8	2- 1/2	.27
4257-010	1	2- 9/16	1-7/8	5/16	2- 7/8	.38
4257-012	1-1/4	2-7/8	2- 7/32	11/32	3- 5/16	.50
4257-015	1-1/2	3-5/32	2- 1/2	1/2	3-17/32	.64
4257-020	2	3- 5/8	3	9/16	4- 3/16	1.01

Transition Union - Metal Thread Insert Style

Socket x Fipt
175 psi (1.21 Mpa) @ 150°F (66°C)

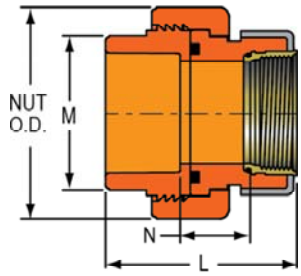

Part Number	Size	L	M	N	NUT O.D.	Approx. Wt. (Lbs.)
4259-007BR	3/4	2-11/16	1-17/32	1	2-1/2	.36
4259-010BR	1	2-13/16	1- 7/8	1	2- 7/8	.52
4259-012BR	1-1/4	3-5/16	2-7/32	1-9/32	3-5/16	.96
4259-015BR	1-1/2	3- 1/2	2-9/16	1-11/32	3-17/32	1.20
4259-020BR	2	3- 5/8	2- 7/8	1- 1/4	4- 5/16	1.59

Not intended to convey or dispense water for human consumption through drinking or cooking

Short Repair Couplings

Spigot x Socket
175 psi (1.21 Mpa) @ 150°F (66°C)

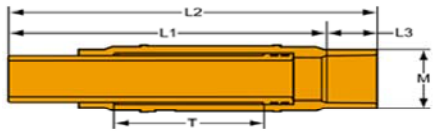

Part Number	Size	L1	L2	L3	M	T	Approx. Wt. (Lbs.)
SH118-07CO	3/4	4-11/16	5-3/8	3/4	1-3/4	2-3/16	.30
SH118-10CO	1	4-13/16	5-3/4	15/16	1-7/8	2	.41

Unit Must Be Thrust Blocked

Suitable for Oil-Free air handling to 25 psi, not for distribution of compressed air or gas
See Spears® Product Sourcebook for product offerings

GripLoc™ Repair Coupling

WARNING: DO NOT INSERT FINGERS
EPDM Gasket
Uses No Solvent Cement - NSF® Certified Lead Free
175 psi (1.21 Mpa) @ 150°F (66°C)

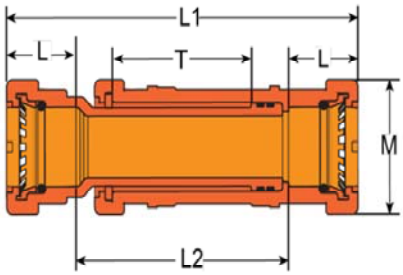

Part Number	Size	L	L1	L2	M	T	Approx. Wt. (Lbs.)
SG118-07CO	3/4	1-1/2	7-9/16	4-1/2	1-29/32	2-15/16	.65
SG118-10CO	1	1-1/2	7-7/16	4-7/16	2-5/16	3	.78

Unit Must Be Thrust Blocked

GripLoc™ Cap

WARNING: DO NOT INSERT FINGERS
EPDM Gasket
Uses No Solvent Cement - NSF® Certified Lead Free
175 psi (1.21 Mpa) @ 150°F (66°C)

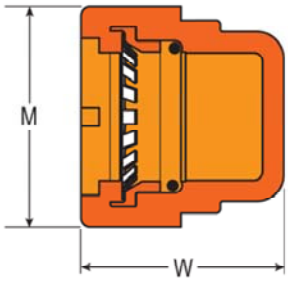

Part Number	Size	M	W	Approx. Wt. (Lbs.)
GL4247-007	3/4	1-15/16	1-11/16	.14
GL4247-010	1	2-5/16	2	.20
GL4247-012	1-1/4	2-23/32	2-1/8	.29
GL4247-015	1-1/2	3	2-3/16	.35
GL4247-020	2	3-5/8	2-7/16	.52