

Shower Drains

»» First in Innovation. First in Quality.



Complete

A complete line of shower drain models means the right product is available for any installation.

Innovative

Exclusive designs with unique features provide solutions for contractors.

Trusted

Designed, engineered and manufactured in the USA using only top-quality materials.

Supply

Drainage

Support

www.siouxchief.com

TAKE THE FIELD.





“ Our company uses Sioux Chief’s shower drains exclusively. The 821 models provide generous weep hole openings, and the brass inserts allow us to install the flashing clamp without stripping the threads. I especially like the versatility of the strainer options. Special finish strainers are readily available and easily snapped into place. ”

Chief Operating Officer
Ridgeway Plumbing
Boynton Beach, FL

Shower Drains

»» First in Innovation. First in Quality.

Shower Pan Drains Shower Module/Base Drains Strainers & Accessories

Although most of the focus on shower design tends to be on the fixtures delivering the water, removing water from the shower is equally as important. Sioux Chief shower drains are designed to perform this unsung task quickly, efficiently and even attractively.

Sioux Chief has been designing and manufacturing shower drains for over 20 years. During that time, we have engineered quality into every drain, and have never stopped trying to make a better product.

For shower drains, as with all our products, we aspire to make the best ones on the market – to provide the most value for our distribution partners and installing contractors.



Shower Pan Drains

821 Series with Stainless Steel Strainer

The 821 Series has become the industry standard drain for showers with tile floors.

- PVC or ABS base adapter with 2" Sch. 40 hub x inside 3" connection.
- Invertible clamping collar provides 2" of head adjustment.
- Available with thin plastic strainer rim for easy removal/replacement or no rim for a clean look.
- Snap-in or screw-on strainers in stamped 430 stainless steel. All 821 drain heads accept both snap-in and screw-on types.
- Replacement strainers available in stainless, oil-rubbed bronze finish, satin finish, white enamel, and polished brass finish.



Round-to-Square Strainer Adapter Kit

A square strainer is often preferred in tile-floor showers to simplify the tile cuts made around the drain.

- No need to buy/stock two different drains - the easy-to-install kit converts round drain head for square strainer.
- Allows drains to be converted even after the mortar bed is poured around the drain head.
- Kit includes round-to-square adapter, mounting screws, and square snap-in strainer.
- Strainers available in stainless, oil-rubbed bronze finish, and satin finish.



DoubleDuty™ Test Plug

During installations of 821 Series shower drains, Sioux Chief recommends performing two tests to reduce the occurrence of leaks: a test of the drain-to-pipe connection and a "flood test" of the waterproofing membrane.

- The unique DoubleDuty plug seals the drain above the pipe and below the clamping collar, allowing both tests to be performed properly.
- Easy to install and remove - eliminates inflatable test balls and other glue-in or mechanical plugs.



Patent #7,624,759



Screw-on strainer with plastic rim



Snap-in strainer - no plastic rim



Install round-to-square adapter



Snap new square strainer in place



DoubleDuty plug seals for DWV pressure test



DoubleDuty plug seals for shower pan flood test

Shower Pan Drains

821 Series with Cast Ring & Strainer

Premium ring and strainer options for the 821 Series compliment both the tile and other shower fixtures.

- Solid, cast nickel-bronze ring and strainer available with a natural, satin finish or oil-rubbed bronze powder-coat finish. Round or square pattern.
- Solid, cast stainless steel ring and strainer available with a matte or high-polish finish. Round or square pattern.
- Round or square chrome-plated head/strainer also available.



863 Series for Large Capacity

The 863 Series drains are suitable for showers having larger-capacity drain needs.

- Solid, cast nickel-bronze ring and strainer available with a natural, satin finish or oil-rubbed bronze powder-coat finish. Round or square pattern.
- Solid, cast stainless steel ring and strainer available with a matte or high-polish finish. Round or square pattern.



Halo™ Drain for Showers

The Halo drain offers unique features not typically found on standard shower drains.

- Wide, stainless steel mounting flange and clamping collar allow for a low-profile installation that's perfect for "thin-bed" tile floor installations.
- Solid, cast nickel-bronze ring and strainer with a natural, satin finish. Round or square pattern.
- Solid, cast stainless steel ring and strainer available with a matte or high-polish finish. Round or square pattern.



Cast Iron Shower Pan Drains

For areas or applications calling for a cast iron shower pan drain.

- Adjustable, 3-piece model has chrome-plated head and strainer with cast iron body/collar with 2" no-hub or FIP connection.
- For "hot-mop" style installations, a 2-piece model with 2" no-caulk or FIP connection is available.






863 Series drain - round pattern in oil-rubbed bronze finish



821 Series drain - square pattern in high-polish stainless finish




Cutaway view of Halo™ shower drain in thin-bed tile floor. Round pattern in high-polish stainless finish

Shower Pan Drains

StreamLine™

The StreamLine linear shower drain offers a unique, contemporary appearance and functional design to shower drain selection.

- Uses a single uni-directional floor slope, which allows for use of larger (floor-size) tiles in shower area.
- Perfect for residential, barrier-free, and ADA showers, or along thresholds for overflow control.
- Seamless, internally-sloped, PVC body with unique stainless steel membrane clamp ensures a watertight installation.
- Available in four lengths and two strainer patterns.



Product Video

Learn more about installing the StreamLine by visiting our YouTube page. The featured animation describes the components of the StreamLine system, explains the features and benefits and takes the viewer through the differences between the thin-bed and full-mortar-bed installation methods.





Shower Module Drains

Receptor Base Style

The 825 Series is a “receptor base” style shower drain designed for bases or modules. This design threads together (top threads into receptor base), sandwiching the shower floor.

- PVC or ABS Sch. 40 connection in 2" hub or 1-1/2" hub x 2" spgt.
- Snap-in or screw-on strainers in stamped 430 stainless steel. All 825 drains accept both snap-in and screw-on types.
- Replacement strainers available in stainless, oil rubbed bronze finish, satin finish, white enamel and polished brass finish.



“ One of Sioux Chief’s products that works great for us is the 825 Shower Drain. We went to this drain after some of the other brand drains had failed. The thing about regular drains is if the silicone breaks loose and there is a leak, and if the leak is in the second story, you’re going to be cutting out someone’s ceiling to fix the shower drain plus sheetrock repairs. With the Sioux Chief 825 Shower Drain, you can reseal it from the shower drain hole, not cutting sheetrock, so you’re in and out of the house fast! The great thing about Sioux Chief is that they listen to the plumber. They make high-quality parts that really work. ”

Shop Foreman
B & R Plumbing
Spanaway, WA

Outer Locknut Style

The “outer locknut” style shower drain is also designed for bases or modules. On these models, a locknut attaches the drain body to the shower floor.

- Brass and plastic models with 2" no-caulk connection.
- The unique JackRabbit model uses jacking bolts to attach the drain without the need to thread the outer locknut. Perfect for confined spaces.
- Push-joint gasket and combo-connection models also available.
- Snap-in strainers in stamped 430 stainless steel.
- Replacement strainers available in stainless, oil rubbed bronze finish, satin finish, white enamel and polished brass finish.





825 Series receptor-base drain with optional strainer in oil-rubbed bronze finish




827-2B brass no-caulk outer-locknut style drain with snap-in stainless steel strainer

Strainer Finishes




Stainless Steel
Snap-in or Screw-on model
430 material, polished finish



Satin Finish
Snap-in or Screw-on model
430 material, satin finish



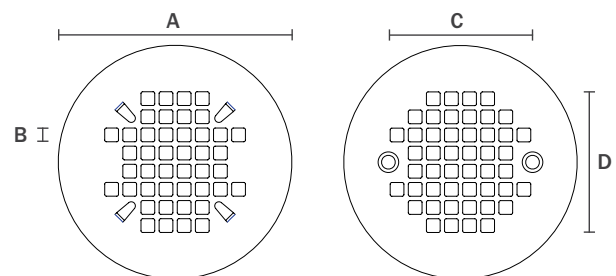
Oil-Rubbed Bronze
Snap-in or Screw-on model
430 material, powder-coat finish




White Enamel
Snap-in or Screw-on model
430 material, baked-on finish



Polished Brass
Snap-in or Screw-on model
430 material, PVD finish



A- Diameter	4-1/4"
B- Grid opening	1/4"
C- Screw centerline	2-5/8"
D- Grid Pattern	2-9/16"
Open area	3 in ²




Nickel-Bronze
 Round or Square Pattern
 Solid cast material, satin finish



Stainless Steel
 Round or Square Pattern
 Solid cast material, matte finish



Oil-Rubbed Bronze
 Round or Square Pattern
 Nickel-bronze base material, powder-coat finish



Stainless Steel
 Round or Square Pattern
 Solid cast material, polished finish

Strainer Display Board

For wholesaler showroom areas, a display board is available which includes four samples of Sioux Chief's premium cast ring/strainer options for the 821 Series drains. The strainers displayed help demonstrate both the look and feel of the finishes (oil-rubbed bronze, natural/satin nickel-bronze, polished stainless, and matte stainless) and the round and square patterns available. Contact your local sales representative to obtain a strainer display board.





821-200P



821-2LSFN



821-200ASR



821-2PCP

Buying Information

PVC ITEM #	ABS ITEM #	DESCRIPTION	CONNECTION	PKG.	MIN.	CASE
821 SHOWER PAN DRAINS WITH STAINLESS STEEL STRAINER						
821-200P	821-200A	Screw-on strainer, Brass screw inserts, Plastic strainer rim	2" Sch. 40 hub	B*	20	20
821-T200P	821-T200A	Item listed above, with Double Duty™ test plug	2" Sch. 40 hub	B*	10	10
821-200PPK	821-200APK	Screw-on strainer, Brass screw inserts, Plastic strainer rim	2" Sch. 40 hub	C*	8	8
821-2LSPCI		Head Only - screw-on strainer, Brass screw inserts, Plastic strainer rim	2" Male thread	B*	10	10
821-2P	821-2A	Screw-on strainer, No inserts, Plastic strainer rim	2" Sch. 40 hub	B*	20	20
821-T2P	821-T2A	Item listed above, with Double Duty™ test plug	2" Sch. 40 hub	B*	10	10
821-2PPK	821-2APK	Screw-on strainer, No inserts, Plastic strainer rim	2" Sch. 40 hub	C*	8	8
821-2LSPC		Head Only - screw-on strainer, No inserts, Plastic strainer rim	2" Male thread	B*	10	10
821-2080P	821-2080A	Screw-on strainer, Brass screw inserts, No strainer rim	2" Sch. 40 hub	B*	20	20
821-T2080P	821-T2080A	Item listed above, with Double Duty™ test plug	2" Sch. 40 hub	B*	20	20
821-2LSFCI		Head Only - screw-on strainer, Brass screw inserts, No strainer rim	2" Male thread	B*	10	10
821-280P	821-280A	Screw-on strainer, No inserts, No strainer rim	2" Sch. 40 hub	B*	20	20
821-T280P	821-T280A	Item listed above, with Double Duty™ test plug	2" Sch. 40 hub	B*	10	10
821-2LSFC		Head Only - Screw-on strainer, No inserts, No strainer rim	2" Male thread	B*	10	10
821-270P	821-270A	Snap-in strainer, Plastic strainer rim	2" Sch. 40 hub	B*	20	20
821-T270P	821-T270A	Item listed above, with Double Duty™ test plug	2" Sch. 40 hub	B*	10	10
821-2LSPN		Head Only - Snap-in strainer, Plastic strainer rim	2" Male thread	B*	10	10
821-270PQ	821-270AQ	Square, snap-in strainer using Round-to-Square kit, Plastic strainer rim	2" Sch. 40 hub	B*	20	20
821-T270PQ	821-T270AQ	Square, snap-in strainer using Round-to-Square kit, Plastic strainer rim, Double Duty™ test plug	2" Sch. 40 hub	B*	10	10
821-2LSQP		Square, snap-in strainer using Round-to-Square kit, Plastic strainer rim	2" Sch. 40 hub	B*	20	20
821-2780P	821-2780A	Snap-in strainer, No strainer rim	2" Sch. 40 hub	B*	10	10
821-T2780P	821-T2780A	Item listed above, with Double Duty™ test plug	2" Sch. 40 hub	B*	10	10
821-2LSFN		Head Only - Snap-in strainer, No strainer rim	2" Male thread	B*	10	10
821 SHOWER PAN DRAINS WITH CAST RING & STRAINER						
821-200PNR	821-200ANR	Nickel-bronze ring & strainer, Round pattern	2" Sch. 40 hub	B*	5	5
821-T200PNR	821-T200ANR	Item listed above, with Double Duty™ test plug	2" Sch. 40 hub	B*	5	5
821-2LNR		Head Only - Nickel-bronze ring & strainer, Round pattern	2" Male thread	B*	1	5
821-200PNQ	821-200ANQ	Nickel-bronze ring & strainer, Square pattern	2" Sch. 40 hub	B*	1	5
821-T200PNQ	821-T200ANQ	Item listed above, with Double Duty™ test plug	2" Sch. 40 hub	B*	1	5
821-2LNQ		Head Only - Nickel-bronze ring & strainer, Square pattern	2" Male thread	B*	1	5
821-200PSR	821-200ASR	Matte stainless ring & strainer, Round pattern	2" Sch. 40 hub	B*	5	5
821-T200PSR	821-T200ASR	Item listed above, with Double Duty™ test plug	2" Sch. 40 hub	B*	5	5
821-2LSR		Head Only - matte stainless ring & strainer, Round pattern	2" Male thread	B*	1	5
821-200PSQ	821-200ASQ	Matte stainless ring & strainer, Square pattern	2" Sch. 40 hub	B*	1	5
821-T200PSQ	821-T200ASQ	Item listed above, with Double Duty™ test plug	2" Sch. 40 hub	B*	1	5
821-2LSQ		Head Only - matte stainless ring & strainer, Square pattern	2" Male thread	B*	1	5
821-200PCR	821-200ACR	Polished stainless ring & strainer, Round pattern	2" Sch. 40 hub	B*	5	5
821-T200PCR	821-T200ACR	Item listed above, with Double Duty™ test plug	2" Sch. 40 hub	B*	5	5
821-2LCR		Head Only - Polished stainless ring & strainer, Round pattern	2" Male thread	B*	1	5
821-200PCQ	821-200ACQ	Polished stainless ring & strainer, Square pattern	2" Sch. 40 hub	B*	1	5
821-T200PCQ	821-T200ACQ	Item listed above, with Double Duty™ test plug	2" Sch. 40 hub	B*	1	5
821-2LCQ		Head Only - Polished stainless ring & strainer, Square pattern	2" Male thread	B*	1	5
821-200PRBR	821-200ARBR	Oil-rubbed bronze finish ring & strainer, Round pattern	2" Sch. 40 hub	B*	1	5
821-T200PRBR	821-T200ARBR	Item listed above, with Double Duty™ test plug	2" Sch. 40 hub	B*	1	5
821-2LRBR		Head Only - Oil-rubbed bronze finish ring & strainer, Round pattern	2" Male thread	B*	1	5
821-200PRBQ	821-200ARBQ	Oil-rubbed bronze finish ring & strainer, Square pattern	2" Sch. 40 hub	B*	1	5
821-T200PRBQ	821-T200ARBQ	Item listed above, with Double Duty™ test plug	2" Sch. 40 hub	B*	1	5
821-2LRBQ		Head Only - Oil-rubbed bronze finish ring & strainer, Square pattern	2" Male thread	B*	1	5
821-2PCP	821-2ACP	Chrome-plated head & strainer, Round pattern	2" Sch. 40 hub	B*	1	5
821-T2PCP	821-T2ACP	Item listed above, with Double Duty™ test plug	2" Sch. 40 hub	B*	5	5
821-HCP		Head Only - Chrome-plated head & strainer, Round pattern	2" Male thread	B*	1	5
821-2PQCP	821-2AQCP	Chrome-plated head & strainer, Square pattern	2" Sch. 40 hub	B*	1	5
821-T2PQCP	821-T2AQCP	Item listed above, with Double Duty™ test plug	2" Sch. 40 hub	B*	5	5
821-HQCP		Head Only - Chrome-plated head & strainer, Square pattern	2" Male thread	B*	1	5
821-2PRB	821-2ARB	Oil-rubbed bronze finish head & strainer, Round pattern	2" Sch. 40 hub	B*	1	5
821-T2PRB	821-T2ARB	Item listed above, with Double Duty™ test plug	2" Sch. 40 hub	B*	5	5
821-2LRB		Head Only - Oil-rubbed bronze finish head & strainer, Round pattern	2" Male thread	B*	1	5
821-2PQRB	821-2AQRB	Oil-rubbed bronze finish head & strainer, square pattern	2" Sch. 40 hub	B*	1	5
821-T2PQRB	821-T2AQRB	Item listed above, with Double Duty™ test plug	2" Sch. 40 hub	B*	5	5
821-2LQRB		Head Only - oil-rubbed bronze finish head & strainer, square pattern	2" Male thread	B*	1	5



863-435RBQ



822-M2PCQ



821-2IFS



823-32PSS

» Buying Information

PVC ITEM #	ABS ITEM #	DESCRIPTION	CONNECTION	PKG.	MIN.	CASE
863 LARGE-CAPACITY SHOWER PAN DRAINS WITH CAST RING & STRAINER						
863-435NR	863-335NR	Nickel-bronze ring & strainer, Round pattern	3" Sch. 40 hub	B*	1	6
863-435NQ	863-335NQ	Nickel-bronze ring & strainer, Square pattern	3" Sch. 40 hub	B*	1	2
863-435SR	863-335SR	Matte stainless ring & strainer, Round pattern	3" Sch. 40 hub	B*	1	6
863-435SQ	863-335SQ	Matte stainless ring & strainer, Square pattern	3" Sch. 40 hub	B*	1	2
863-435CR	863-335CR	Polished stainless ring & strainer, Round pattern	3" Sch. 40 hub	B*	1	6
863-435CQ	863-335CQ	Polished stainless ring & strainer, Square pattern	3" Sch. 40 hub	B*	1	2
863-435RBR	863-335RBR	Oil-rubbed bronze finish ring & strainer, Round pattern	3" Sch. 40 hub	B*	1	6
863-435RBQ	863-335RBQ	Oil-rubbed bronze finish ring & strainer, Square pattern	3" Sch. 40 hub	B*	1	2
HALO™ SHOWER DRAINS						
822-M2PNR	822-M2ANR	Nickel-bronze ring & strainer, Round pattern	2" Sch. 40 Hub	B*	1	4
822-M2PNQ	822-M2ANQ	Nickel-bronze ring & strainer, Square pattern	2" Sch. 40 Hub	B*	1	4
822-M2PSR	822-M2ASR	Matte stainless ring & strainer, Round pattern	2" Sch. 40 Hub	B*	1	4
822-M2PSQ	822-M2ASQ	Matte stainless ring & strainer, Square pattern	2" Sch. 40 Hub	B*	1	4
822-M2PCR	822-M2ACR	Polished stainless ring & strainer, Round pattern	2" Sch. 40 Hub	B*	1	1
822-M2PCQ	822-M2ACQ	Polished stainless ring & strainer, Square pattern	2" Sch. 40 Hub	B*	1	4
822-M3PNR	822-M3ANR	Nickel-bronze ring & strainer, Round pattern	3" Sch. 40 Hub	B*	1	4
822-M3PNQ	822-M3ANQ	Nickel-bronze ring & strainer, Square pattern	3" Sch. 40 Hub	B*	1	4
822-M3PSR	822-M3ASR	Matte stainless ring & strainer, Round pattern	3" Sch. 40 Hub	B*	1	4
822-M3PSQ	822-M3ASQ	Matte stainless ring & strainer, Square pattern	3" Sch. 40 Hub	B*	1	4
822-M3PCR	822-M3ACR	Polished stainless ring & strainer, Round pattern	3" Sch. 40 Hub	B*	1	1
822-M3PCQ	822-M3ACQ	Polished stainless ring & strainer, Square pattern	3" Sch. 40 Hub	B*	1	4
CAST IRON SHOWER PAN DRAINS						
821-2IHCP		3-piece cast iron drain, Chrome-plated head & strainer, Round pattern	2" No-Hub	C*	1	5
821-2IHQCP		3-piece cast iron drain, Chrome-plated head & strainer, Square pattern	2" No-Hub	C*	1	5
821-2ITCP		3-piece cast iron drain, Chrome-plated head & strainer, Round pattern	2" FIP Thread	C*	1	5
821-2ITQCP		3-piece cast iron drain, Chrome-plated head & strainer, Square pattern	2" FIP Thread	C*	1	5
821-2IH		Base & collar only for 3-piece cast iron drain - combine with 821 series Head Only	2" No-Hub	C*	1	10
821-2IT		Base & collar only for 3-piece cast iron drain - combine with 821 series Head Only	2" FIP Thread	C*	1	10
821-2INS		2-piece cast iron drain with screw-on stainless crown/ring & strainer	2" No-Caulk	C*	1	4
821-2IFS		2-piece cast iron drain with screw-on stainless crown/ring & strainer	2" FIP Thread	C*	4	4
821-HSR		Stainless crown/ring & strainer only for Hot-Mop Drain		C*	1	10
821-HPR		Polished brass crown/ring & strainer only for Hot-Mop Drain		C*	1	10
821-HSQ		Stainless tile ring only, 4-1/4" square for Hot-Mop Drain		C*	1	10
STREAMLINE™ LINEAR SHOWER DRAIN						
823-24PSP	n/a	24" length, Pyramid pattern stainless steel strainer, PVC connection	2" Sch. 40 hub	B*	1	1
823-24PSS	n/a	24" length, Slotted pattern stainless steel strainer, PVC connection	2" Sch. 40 hub	B*	1	1
823-FK24		Full-mortar-bed adapter kit for 24" StreamLine		B*	2	1
823-32PSP	n/a	32" length, Pyramid pattern stainless steel strainer, PVC connection	2" Sch. 40 hub	B*	1	1
823-32PSS	n/a	32" length, Slotted pattern stainless steel strainer, PVC connection	2" Sch. 40 hub	B*	1	1
823-FK32		Full-mortar-bed adapter kit for 32" StreamLine		B*	3	1
823-40PSP	n/a	40" length, Pyramid pattern stainless steel strainer, PVC connection	2" Sch. 40 hub	B*	1	1
823-40PSS	n/a	40" length, Slotted pattern stainless steel strainer, PVC connection	2" Sch. 40 hub	B*	1	1
823-FK40		Full-mortar-bed adapter kit for 40" StreamLine		B*	4	1
823-60PSP	n/a	60" length, Pyramid pattern stainless steel strainer, PVC connection	2" Sch. 40 hub	B*	1	1
823-60PSS	n/a	60" length, Slotted pattern stainless steel strainer, PVC connection	2" Sch. 40 hub	B*	1	1
823-FK60		Full-mortar-bed adapter kit for 60" StreamLine		B*	5	1
SHOWER MODULE DRAINS WITH STAINLESS STEEL STRAINER						
825-10P	825-10A	Receptor-base style, Screw-on strainer, brass inserts	1-1/2" Sch. 40 hub x 2" spgt.	B*	20	20
825-20P	825-20A	Receptor-base style, Screw-on strainer, brass inserts	2" Sch. 40 hub	B*	20	20
825-1P	825-1A	Receptor-base style, Screw-on strainer, no inserts	1-1/2" Sch. 40 hub x 2" spgt.	B*	20	20
825-2P	825-2A	Receptor-base style, Screw-on strainer, no inserts	2" Sch. 40 hub	B*	20	20
825-2PPK	825-2APK	Receptor-base style, Screw-on strainer, no inserts	2" Sch. 40 hub	B*	12	12
825-2PFS	825-2AFS	Receptor-base style, Screw-on strainer, no inserts, 3/4" offset	2" Sch. 40 hub	B*	10	10
825-17P	825-17A	Receptor-base style, Snap-in strainer	1-1/2" Sch. 40 hub x 2" spgt.	B*	20	20
825-27P	825-27A	Receptor-base style, Snap-in strainer	2" Sch. 40 hub	B*	20	20



825-2P



827-2B



821-HP2



821-2SPK1

Buying Information

PVC ITEM #	ABS ITEM #	DESCRIPTION	CONNECTION	PKG.	MIN.	CASE
SHOWER MODULE DRAINS WITH STAINLESS STEEL STRAINER						
	827-2B	Outer-locknut style, Snap-in strainer, brass body	2" No-Caulk	B*	1	10
	827-2BG	Replacement no-caulk gasket for 827-2B (Fits 2" Sch. 40 PVC/ABS)		B*	10	100
	827-2J	Jacking Bolt Outer-locknut style, Snap-in strainer, brass body	2" No-Caulk	B*	1	6
	828-2	Outer-locknut style, Snap-in strainer, PVC body	2" No-Caulk	B*	1	20
	828-2PK	Outer-locknut style, Snap-in strainer, PVC body	2" No-Caulk	B*	10	10
826-2P	826-2A	Outer-locknut style, Snap-in strainer, full-slip glue hub or gasket	2" Combo	B*	1	20
826-2PPK	n/a	Outer-locknut style, Snap-in strainer, full-slip glue hub or gasket	2" Combo	B*	10	10
	826-2S	Replacement strainer for 826, Stainless, Snap-in		B*	1	100
	826-2SP	Replacement strainer for 826, Polished Brass finish, Snap-in		B*	1	100
	829-S2	Outer-locknut style, Snap-in strainer	2" Push Gasket	B*	1	20
ITEM NO.	DESCRIPTION			PKG.	MIN.	CASE
SHOWER DRAIN STRAINERS & ACCESSORIES						
	821-HP2	PVC Drain body & collar only for 821series		B*	25	25
	821-THP2	Item listed above, with Double Duty™ test plug		B*	25	25
	821-HA2	ABS Drain body & collar only for 821series		B*	25	25
	821-THA2	Item listed above, with Double Duty™ test plug		B*	25	25
	821-TP	Double Duty™ test plug for 821 series		B*	10	10
	821-2QARB	Round-to-Square strainer & adapter kit, Oil-rubbed bronze finish strainer		C*	5	5
	821-2QAS	Round-to-Square strainer & adapter kit, Stainless steel strainer		C*	5	5
	821-2QASN	Round-to-Square strainer & adapter kit, Satin finish strainer		C*	5	5
	827-2S	Replacement strainer, Stainless, Snap-in		B*	1	100
	827-2SPK1	Replacement strainer, Stainless, Snap-in, Clamshell		C*	10	10
	827-2SN	Replacement strainer, Satin finish, Snap-in		B*	1	100
	827-2SNPK1	Replacement strainer, Satin finish, Snap-in, Clamshell		C*	6	6
	827-2RB	Replacement strainer, Oil-rubbed bronze finish, Snap-in		B*	1	100
	827-2RBP1	Replacement strainer, Oil-rubbed bronze finish, Snap-in, Clamshell		C*	6	6
	827-2SWPK1	Replacement strainer, White enamel, Snap-in, Clamshell		C*	6	6
	827-2SP	Replacement strainer, Polished brass finish, Snap-in		B*	1	100
	827-2SPPK1	Replacement strainer, Polished brass finish, Snap-in, Clamshell		C*	10	10
	821-2S	Replacement strainer, Stainless, Screw-on, with screws		B*	1	100
	821-2SPK1	Replacement strainer, Stainless, Screw-on, with screws, Clamshell		C*	10	10
	825-2SN	Replacement strainer, Satin finish, Screw-on, with screws		B*	1	100
	821-2RB	Replacement strainer, Oil-rubbed bronze finish, Screw-on, with screws		B*	1	100
	821-2SW	Replacement strainer, White enamel, Screw-on, with screws		B*	1	100
	821-2SP	Replacement strainer, Polished Brass finish, Screw-on, with screws		B*	1	100
	821-2SNRPK1	Cast ring & strainer, Nickel-bronze, Round pattern, Clamshell		C*	6	6
	821-2SNQPK1	Cast ring & strainer, Nickel-bronze, Square pattern, Clamshell		B*	1	10
	821-2SN	Cast strainer, Nickel-bronze, Round pattern		B*	1	10
	821-2SSRPK1	Cast ring & strainer, Matte Stainless, Round pattern, Clamshell		B*	1	10
	821-2SSQPK1	Cast ring & strainer, Matte Stainless, Square pattern, Clamshell		B*	1	10
	821-2SS	Cast strainer, Matte Stainless, Round pattern		B*	1	10
	821-2SCQPK1	Cast ring & strainer, Polished stainless, Square pattern, Clamshell		B*	1	10
	821-2SCRPK1	Cast ring & strainer, Polished stainless, Round pattern, Clamshell		B*	1	10
	821-2SRBQPK1	Cast ring & strainer, Oil-rubbed bronze finish, Square pattern, Clamshell		B*	1	10
	821-2SRBRPK1	Cast ring & strainer, Oil-rubbed bronze finish, Round pattern, Clamshell		C*	6	6
	821-2SRB	Cast strainer, Oil-rubbed bronze finish, Round pattern		B*	1	10

PACKAGING:

B = Bulk

C = Cut Case

* Individually Bar-Coded

24110 South Peculiar Drive
Peculiar, Missouri 64078
P 1.800.821.3944
F 1.800.758.5950

#LT2-SHWRDRAIN

www.siouxchief.com

A. 11/14 SHOWER DRAIN

