HRS/ST/FHA/PS/LSTA/LSTI/MST/MSTA/MSTC/MSTI Strap Ties

Straps are load rated and provide the correct thickness and number of fasteners the specifier is looking for compared with field fabricated straps.

Install strap ties where top or bottom plates are cut, at wall intersections, and as ridge ties. Reduce the allowable load based on the size and quantity of fasteners used.

Refer to applicable code for minimum edge and end distances.

Finish: PS — hot-dip galvanized (HDG); all others — galvanized. Some products are available in stainless steel or ZMAX®; see Corrosion Information, pp. 17–19.

Installation: Use all specified fasteners; see General Notes

Codes: See p. 11 for Code Reference Key Chart

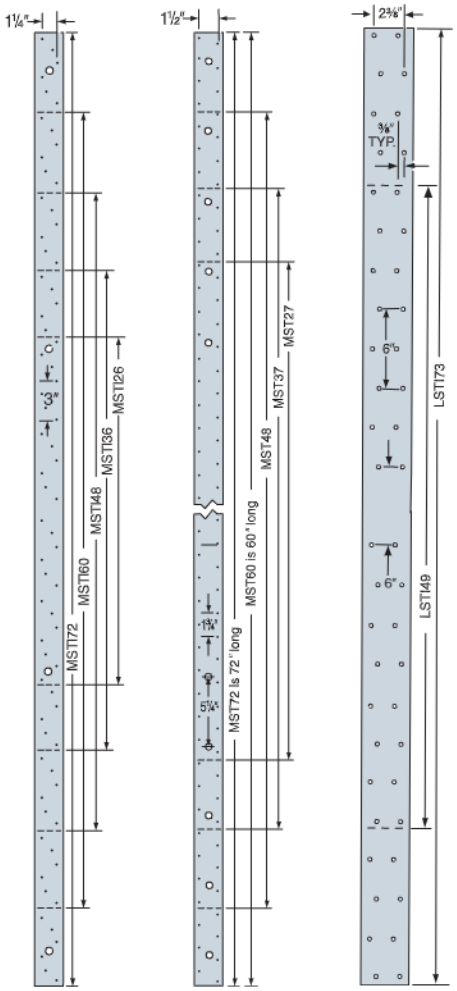

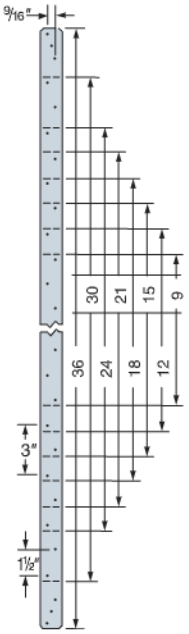

LSTA and MSTA
(pilot holes not shown)

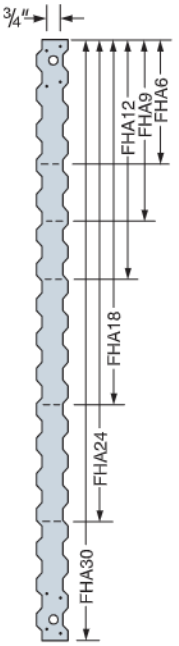

FHA

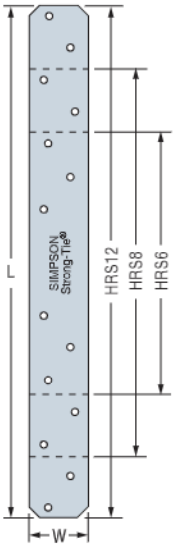

HRS

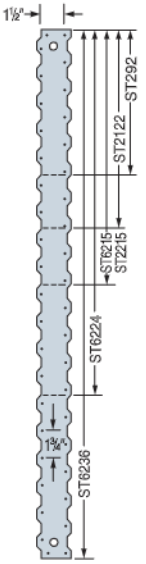

ST

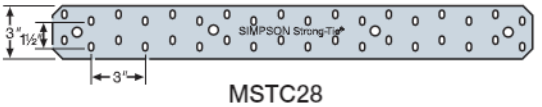

MSTC28

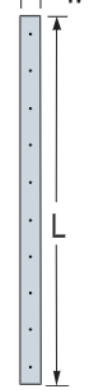

ST2115

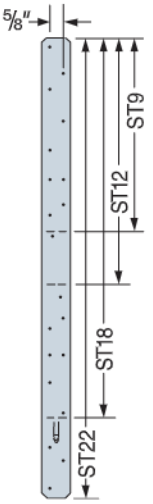

ST9, ST12, ST18, ST22

Model No.	Connector Material Thickness mil (ga.)	Dimensions (in.)		Bolts		Code Ref.
		W	L	Qty.	Dia. (in.)	
PS218	171 (7)	2	18	4	¾	—
PS418		4	18	4	¾	
PS720		6¾	20	8	½	

1. PS strap design loads must be determined by the designer for each illustration. Hole diameter in the part may be oversized to accommodate the HDG. Designer must determine if the oversize creates an unacceptable installation.

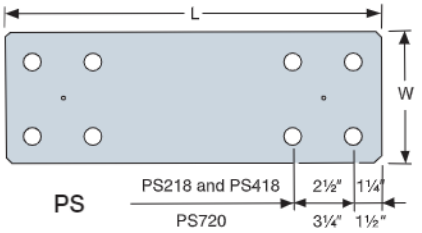

PS

C-CF-2020 © 2020 SIMPSON STRONG-TIE COMPANY INC.

HRS/ST/FHA/PS/LSTA/LSTI/MST/MSTA/MSTC/MSTI Strap Ties

SIMPSON Strong-Tie®

Codes: See p. 11 for Code Reference Key Chart

Model No.	Connector Material Thick. mil (ga.)	Dimensions (in.)		Fasteners[4] (Total) Rafter/Stud/Joist Thickness			Allowable ASD Tension Load (lb.)			Code Ref.
		W	L	33 mil (20 ga.)	43 mil (18 ga.)	54 mil (16 ga.)	33 mil (20 ga.)	43 mil (18 ga.)	54 mil (16 ga.)	
LSTA9	33 (20)	1¼	9	(8) #10	(8) #10	(8) #10	705	1,120	1,190	IBC, FL, LA
LSTA12		1¼	12	(10) #10	(10) #10	(8) #10	885	1,190	1,190	
LSTA15		1¼	15	(12) #10	(12) #10	(10) #10	1,060	1,190	1,190	
LSTA18		1¼	18	(14) #10	(12) #10	(10) #10	1,190	1,190	1,190	
LSTA21		1¼	21	(14) #10	(12) #10	(10) #10	1,190	1,190	1,190	
LSTA24		1¼	24	(14) #10	(12) #10	(10) #10	1,190	1,190	1,190	
ST292		2 1/16	9 5/16	(12) #10	(10) #10	(10) #10	1,060	1,240	1,240	
ST2122		2 1/16	12 13/16	(16) #10	(12) #10	(10) #10	1,415	1,502	1,502	
ST2115		¾	16 5/16	(8) #10	(6) #10	(4) #10	630	630	630	
ST2215		2 1/16	16 5/16	(20) #10	(14) #10	(10) #10	1,765	1,825	1,825	
LSTA30	43 (18)	1¼	30	(18) #10	(12) #10	(10) #10	1,555	1,555	1,555	
LSTA36		1¼	36	(18) #10	(16) #10	(14) #10	1,555	1,555	1,555	
LSTI49		3¾	49	(32) #10	(32) #10	(20) #10	2,830	4,050	4,050	
LSTI73		3¾	73	(46) #10	(32) #10	(20) #10	4,050	4,050	4,050	
MSTA9		1¼	9	(8) #10	(8) #10	(8) #10	705	1,050	1,555	
■ MSTA12		1¼	12	(10) #10	(10) #10	(8) #10	885	1,315	1,555	
■ MSTA15		1¼	15	(12) #10	(12) #10	(10) #10	1,060	1,555	1,555	
■ MSTA18		1¼	18	(14) #10	(12) #10	(10) #10	1,235	1,555	1,555	
■ MSTA21		1¼	21	(16) #10	(12) #10	(10) #10	1,415	1,555	1,555	
■ MSTA24		1¼	24	(18) #10	(12) #10	(10) #10	1,555	1,555	1,555	
■ MSTA30	54 (16)	1¼	30	(22) #10	(16) #10	(12) #10	1,945	1,950	1,950	
■ MSTA36		1¼	36	(24) #10	(18) #10	(16) #10	1,950	1,950	1,950	
ST6215		2 1/16	16 5/16	(20) #10	(16) #10	(10) #10	1,765	2,025	2,025	
ST6224		2 1/16	23 5/16	(28) #10	(20) #10	(12) #10	2,455	2,455	2,455	
ST9		1¼	9	(8) #10	(8) #10	(8) #10	705	1,050	1,350	
ST12		1¼	11⅝	(10) #10	(10) #10	(8) #10	885	1,315	1,350	
ST18		1¼	17¾	(14) #10	(12) #10	(12) #10	1,235	1,350	1,350	
ST22		1¼	21⅝	(20) #10	(20) #10	(20) #10	1,350	1,350	1,350	
MSTC28		3	28¼	(36) #10	(36) #10	(30) #10	3,180	4,600	4,600	
MSTC40		3	40¼	(52) #10	(46) #10	(46) #10	4,595	4,600	4,600	
MSTC52		3	52¼	(54) #10	(42) #10	(42) #10	4,600	4,600	4,600	
MSTC66	68 (14)	3	65¾	(66) #10	(46) #10	(30) #10	5,795	5,795	5,795	
MSTC78		3	77¾	(66) #10	(46) #10	(30) #10	5,795	5,795	5,795	
ST6236		2 1/16	33 13/16	(40) #10	(30) #10	(18) #10	3,535	3,760	3,760	
HRS6	97 (12)	1⅜	6	(6) #10	(6) #10	(6) #10	530	790	1,600	
HRS8		1⅜	8	(10) #10	(10) #10	(10) #10	885	1,315	2,670	
HRS12		1⅜	12	(14) #10	(14) #10	(12) #10	1,235	1,840	2,710	
FHA12		1 7/16	11⅝	(8) #10	(8) #10	(8) #10	705	1,050	2,045	
FHA18		1 7/16	17¾	(8) #10	(8) #10	(8) #10	705	1,050	2,045	
MSTI26		2 1/16	26	(26) #10	(26) #10	(22) #10	2,300	3,420	5,025	
MSTI36		2 1/16	36	(36) #10	(36) #10	(22) #10	3,180	4,735	5,025	
MSTI48		2 1/16	48	(48) #10	(40) #10	(22) #10	4,240	5,025	5,025	
MSTI60		2 1/16	60	(58) #10	(40) #10	(22) #10	5,025	5,025	5,025	
MST27		2 1/16	27	(30) #10	(30) #10	(22) #10	2,650	3,945	5,025	—
MST37		2 1/16	37	(42) #10	(40) #10	(34) #10	3,710	5,025	5,025	
MST48		2 1/16	48	(54) #10	(54) #10	(46) #10	4,770	5,155	5,155	
MST60	118 (10)	2 1/16	60	(68) #10	(68) #10	(62) #10	5,820	6,420	6,650	
MST72		2 1/16	72	(80) #10	(72) #10	(64) #10	6,650	6,650	6,650	

■ These products are available with additional corrosion protection. Additional products on this page may also be available with this option. Check with Simpson Strong-Tie for details.

1. Use half of the fasteners in each member being connected to achieve the listed loads.
2. Loads are based on lesser of steel capacity or fastener calculation.
3. Not all fastener holes need to be filled, as additional fastener holes are provided. Install fasteners symmetrically.
4. See *Fastening Systems* catalog (C-F-2019) on **strongtie.com** for more information on Simpson Strong-Tie fasteners.

C-CF-2020 ©2020 SIMPSON STRONG-TIE COMPANY INC.