

HRS/HTP/LSTA/LSTI/MST/MSTA/MSTC/MSTI/ST

Strap Ties

Straps are designed to transfer tension loads in a wide variety of applications.
 HRS — Heavy strap designed for installation on the edge of 2x members.

The HRS416Z installs with Strong-Drive® SDS Heavy-Duty Connector screws.

HTP — Heavy tie plate designed for installation on the side of 2x4 or larger members.

LSTA and MSTA — Designed for use on the edge of 2x members, with a nailing pattern that reduces the potential for splitting.

LSTI and MSTI — Light and medium straps that are suitable where pneumatic-nailing is necessary through diaphragm decking and wood chord open-web trusses.

MST — High-capacity strap that can be installed with either nails or bolts. Suitable for double 2x member connections or greater.

MSTC — High-capacity strap that utilizes a staggered nail pattern to help minimize wood splitting. Nail slots have been countersunk to provide a lower nail head profile.

ST — Light and medium precut straps for quick installation.

Finish: Galvanized. Some products are available in stainless steel, ZMAX® coating or black powder coat (add PC to SKU).

Installation: Use all specified fasteners; see General Notes.

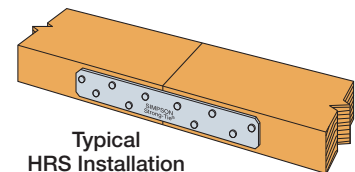
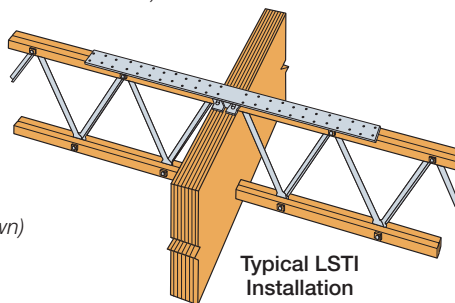
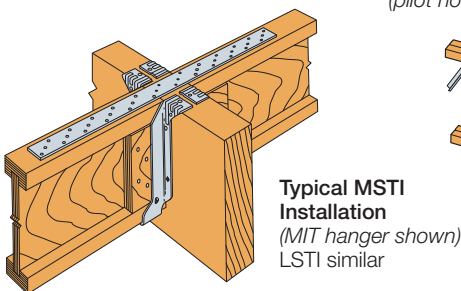
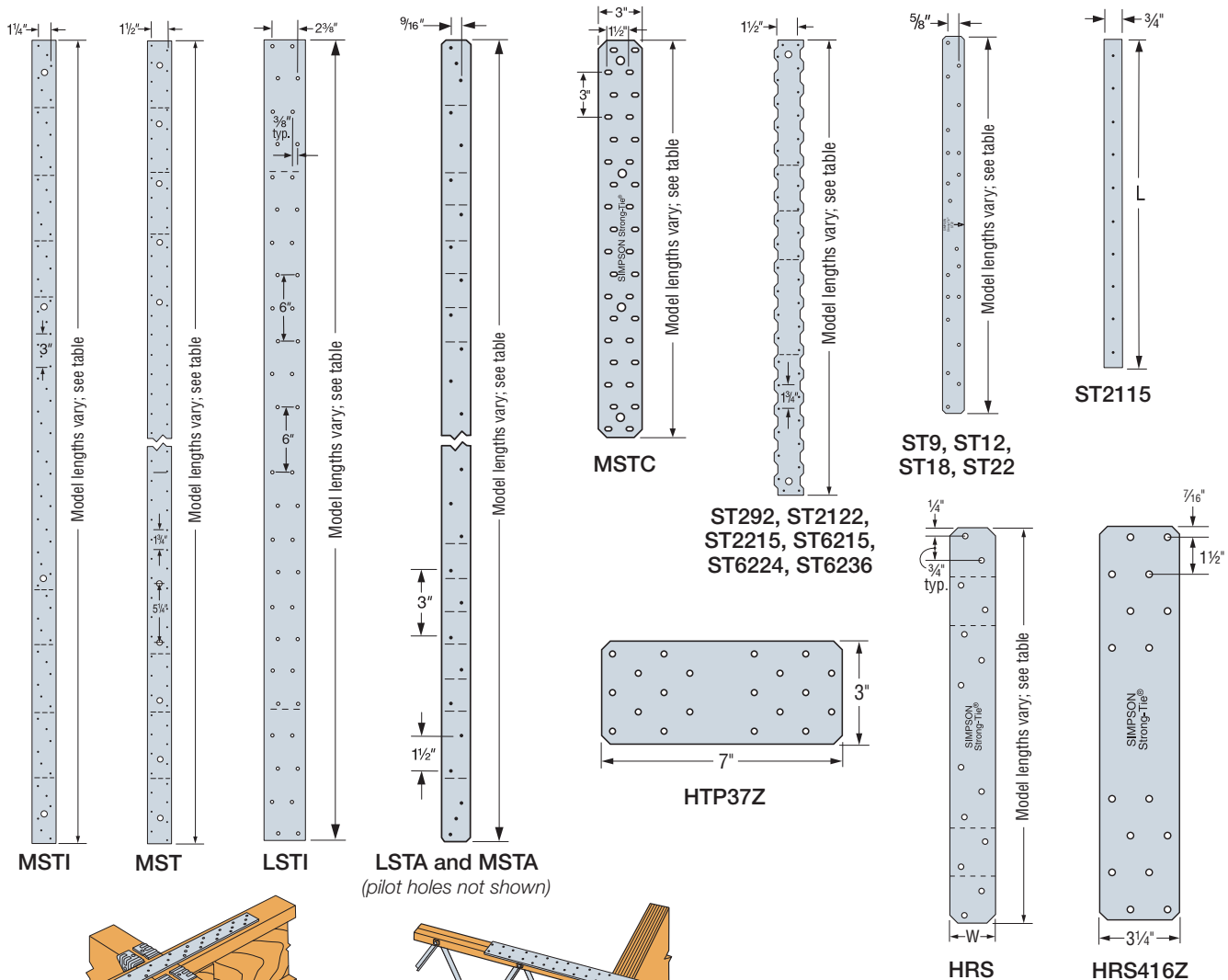
Options: Special sizes can be made to order; contact Simpson Strong-Tie

Codes: See p. 13 for Code Reference Key Chart

MSTC and RPS meet code requirements for reinforcing cut members (16 gauge) at top plate and RPS at sill plate. International Residential Code® — 2012/2015/2018/2021 R602.6.1

International Building Code® — 2012 2308.9.8; 2015/2018/2021 2308.5.8

(For RPS, refer to p. 321. For CTS218 compression and tension strap, see p. 319.)



HRS/HTP/LSTA/LSTI/MST/MSTA/MSTC/MSTI/ST

Strap Ties (cont.)

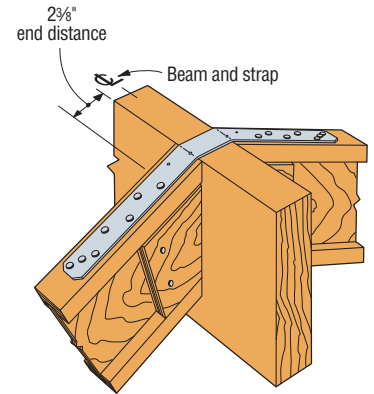
Codes: See p. 13 for Code Reference Key Chart

These products are available with additional corrosion protection. For more information, see p. 16.

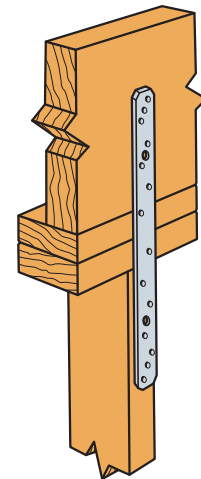
SS For stainless-steel fasteners, see p. 23.

SD Many of these products are approved for installation with Strong-Drive® SD Connector screws. See pp. 362–366 for more information.

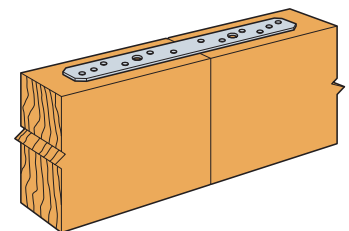
Model No.	Ga.	Dimensions (in.)		Fasteners (Total) (in.)	DF/SP Allowable Tension Loads	SPF/HF Allowable Tension Loads	Code Ref.
		W	L		(160)	(160)	
ST2115	20	¾	16⅝	(10) 0.162 x 2½	660	660	IBC®, FL, LA
LSTA9		1¼	9	(8) 0.148 x 2½	740	635	
LSTA12		1¼	12	(10) 0.148 x 2½	925	795	
LSTA15		1¼	15	(12) 0.148 x 2½	1,110	955	
LSTA18		1¼	18	(14) 0.148 x 2½	1,235	1,115	
LSTA21		1¼	21	(16) 0.148 x 2½	1,235	1,235	
LSTA24		1¼	24	(18) 0.148 x 2½	1,235	1,235	
LSTA30		1¼	30	(22) 0.148 x 2½	1,640	1,640	
LSTA36	1¼	36	(24) 0.148 x 2½	1,640	1,640		
MSTA9	18	1¼	9	(8) 0.148 x 2½	750	650	
MSTA12		1¼	12	(10) 0.148 x 2½	940	810	
MSTA15		1¼	15	(12) 0.148 x 2½	1,130	970	
MSTA18		1¼	18	(14) 0.148 x 2½	1,315	1,135	
MSTA21		1¼	21	(16) 0.148 x 2½	1,505	1,295	
MSTA24		1¼	24	(18) 0.148 x 2½	1,640	1,460	
MSTA30		1¼	30	(22) 0.148 x 2½	2,050	1,825	
MSTA36		1¼	36	(26) 0.148 x 2½	2,050	2,050	
MSTA49	16	1¼	49	(26) 0.148 x 2½	2,020	2,020	
ST9		1¼	9	(8) 0.162 x 2½	885	765	
ST12		1¼	11⅞	(10) 0.162 x 2½	1,105	955	
ST18		1¼	17¾	(14) 0.162 x 2½	1,420	1,335	
ST22		1¼	21⅞	(18) 0.162 x 2½	1,420	1,420	
HRS6	12	1⅝	6	(6) 0.148 x 2½	605	530	
HRS8		1⅝	8	(10) 0.148 x 2½	1,010	880	
HRS12		1⅝	12	(14) 0.148 x 2½	1,415	1,230	
ST292	20	2⅞	9⅝	(12) 0.162 x 2½	1,260	1,120	
ST2122		2⅞	12⅜	(16) 0.162 x 2½	1,530	1,510	
ST2215		2⅞	16⅝	(20) 0.162 x 2½	1,875	1,875	
ST6215	16	2⅞	16⅝	(20) 0.162 x 2½	2,090	1,910	
ST6224		2⅞	23⅜	(28) 0.162 x 2½	2,535	2,535	
ST6236	14	2⅞	33⅜	(40) 0.162 x 2½	3,845	3,845	
MSTI26	12	2⅞	26	(26) 0.148 x 1½	2,745	2,380	
MSTI36		2⅞	36	(36) 0.148 x 1½	3,800	3,295	
MSTI48		2⅞	48	(48) 0.148 x 1½	5,070	4,390	
MSTI60		2⅞	60	(60) 0.148 x 1½	5,070	5,070	
MSTI72		2⅞	72	(72) 0.148 x 1½	5,070	5,070	
HTP37Z	16	3	7	(20) 0.148 x 1½	900	690	
MSTC28		3	28¼	(36) 0.148 x 3¼	3,460	2,990	
MSTC40		3	40¼	(52) 0.148 x 3¼	4,735	4,315	
MSTC52		3	52¼	(62) 0.148 x 3¼	4,735	4,735	
MSTC66	14	3	65¾	(68) 0.148 x 3¼	5,850	5,850	
MSTC78		3	77¾	(76) 0.148 x 3¼	5,850	5,850	
HRS416Z	12	3¼	16	(16) ¼ x 1½ SDS	2,835	2,305	—
LSTI49	18	3¼	49	(32) 0.148 x 1½	2,970	2,560	IBC, FL, LA
LSTI73		3¼	73	(48) 0.148 x 1½	4,205	3,840	



Typical LSTA Installation
(hanger not shown)
Bend strap one time only,
max. 12/12 joist pitch.



Typical LSTA18 Installation



Typical MSTA15 Installation

1. See pp. 276–277 for Straps and Ties General Notes.
2. **Fasteners:** Nail dimensions are listed diameter by length. SDS screws are Simpson Strong-Tie Strong-Drive SDS Heavy-Duty Connector screws. See pp. 23–24 for fastener information.