



ELECTRICAL PRODUCTS—RETAIL



For more than forty years, Sigma has been the trusted source for over 2,000 electrical products worldwide and is a global leader in the manufacture of precision metal and plastic products. Sigma's products include a complete line of electrical fittings and hardware for the industrial, commercial, and residential construction industry. We design and produce fittings for all standard conduit and cable systems including: Rigid Conduit, IMC, EMT, Flexible Metal Conduit, BX/MC/AC Cable, Liquid-Tight Conduit, Service Entrance Cable, Flexible Cord, and Non-Metallic Cable as well as an extensive line of grounding products.

Sigma is also the industry leader in outdoor weatherproof products from floodlight kits to innovative outlet covers that can be installed vertically or horizontally. All products in our weatherproof line are designed, tested, and UL approved to meet or exceed all applicable NEC requirements for wet and damp locations.

Sigma's Retail partners can expect the following:

World-Class Supply Chain Management

At Sigma, we take pride in service levels that meet or exceed our customers' expectations, and we offer best in class solutions to meet fluctuations in demand. US-based sales, customer service and supply chain management teams in Garner, NC support our customers' planning staff utilizing historical purchase data and point-of-sale information to ensure appropriate inventory levels, on-time deliveries, and high fill-rates. All of Sigma's India-based manufacturing facilities and our US-based warehouse operate under one Enterprise Resource Planning (ERP) system which allows for complete visibility of orders and inventory levels allowing for immediate reaction to demand fluctuations. In addition, our Garner, NC team utilizes a state of the art Warehouse Management System (WMS) to precisely track inventory throughout the supply chain.

Exceptional Quality

All of Sigma's India-based manufacturing facilities rigorously conform to quality systems in accordance with ISO 9001 standards. This includes having in-house certification laboratories to test and certify all products in all locations. Our plants have the ability to perform certification tests under UL's Witness Test Data Program, thereby enabling faster product approvals.

In addition, Sigma's global sourcing group procures raw materials from world-class suppliers to further ensure product quality. Key strategic suppliers are backward integrated with lean principles to improve efficiency and eliminate waste.

Innovation

At Sigma, we understand the needs of the contractor. We know that developing quality, time-saving products for the contractor customer base is critical not only to our success but to the success of our customers as well. From labor-saving innovations such as our Snap Lock® fittings line to our Universal outlet cover that saves time for the end-user and space in the planogram for the Retailer, Sigma is dedicated to product innovation that increases sales.

International Business Compliance

In today's global economy, ensuring that the products you place on your shelves are produced by a company in compliance with all government regulations is paramount. At Sigma, we take pride in our regulatory compliance and in offering the peace of mind that compliance brings to our customers.

120 Sigma Drive • Garner, NC 27529

919-773-0011

Visit us at www.sigmaengineeredolutions.com

TABLE OF CONTENTS

CONDUIT FITTINGS

EMT

10 Set Screw Connectors



11 Insulated Set Screw Connectors



12 Set Screw Couplings



13 Compression Connectors



14 Snap Lock® Compression Connectors



14 Insulated Compression Connectors



15 Rain-Tight Compression Connectors



16 Compression Couplings



17 Snap Lock® Compression Couplings



17 Rain-Tight Compression Couplings



18-19 Combination Couplings



20 Offset Connectors



21 90° Connectors



22-24 Pull Elbows



25 Conduit Bodies



26 90° & 45° Elbows



27-28 One-Hole & Two-Hole Straps



29 Nail Straps & Conduit Hangers



30 Pipe Caps & Insulating Bushings



TABLE OF CONTENTS

RIGID


31 Compression Connectors & Couplings



32 Threaded & Combination Couplings



33 Threaded & Offset Nipples



34 Conduit Nipples & Locknuts



35 Reducing Washers & Bushings



36 Plastic Bushings



37 Insulated Grounding Bushings



38 Box Spacers & Watertight Conduit Hubs



39-40 Pull Elbows



41 90° Elbows & Combination Conduit Bodies



42 Threaded Conduit Bodies



43 Service Entrance Ells & Mogul Conduit Bodies



44 One-Hole & Two-Hole Straps



45 Clamp Back and Strap



NM/SE

46 Clamp Type Connectors



47 Snap Lock® Clamp Type Connectors



47 SE Clamp Type Connectors



48 Two Piece Connectors & Combination Couplings



49 NM Cable Connectors



TABLE OF CONTENTS

NM/SE (cont.)

50 UF & Service Entrance Cable Connectors



51-52 One-Hole & Two-Hole Straps



53-54 Service Entrance Heads



54-55 Sill Plates



56 Porcelain Wireholders



57-58 Adjustable Wireholders & Conduit Supports



58 Wedge Clamp Connectors



AC/MC/FLEX

59 AC/MC Connectors



59 Snap Lock® AC/MC Connectors



60 Double Snap Lock® AC/MC Connectors



Tool Free Installation

61 Double Snap Lock® Cut-In Connectors



Tool Free Installation

61 Combination Connectors



62 Snap Lock® Combination Connector



63 Squeeze & Insulated Squeeze Connectors



64 90° Squeeze & Insulated 90° Squeeze Connectors



65 Double Snap Lock® 90° Squeeze Connectors



Tool Free Installation

66 Duplex Connectors



66 Snap Lock® Duplex Connectors



67 Double Snap Lock® Duplex Connectors



Tool Free Installation

TABLE OF CONTENTS

AC/MC/FLEX (cont.)

68 Saddle Connectors



68 Snap Lock® Saddle Connectors



69 Snap-In Flex & Duplex Snap-In Flex Connectors



70 Screw-In & Insulated Screw-In Connectors



71 Snap Lock® Screw-In Connectors



71 Screw-In Couplings



72 Set Screw & Insulated Set Screw Flex Connectors



73 Combination Couplings



74 One-Hole Flex Straps & Anti-Short Bushings



GROUNDING

75 Ground Clamps & Ground Clamps for Direct Burial



76 Ground Clamps for Armored Wire & Ground Clamp with Lug



77 Ground Clamps with Hub & Ground Clamps with Strap



78 Ground Clamps



79 Ground Rod Clamps & Universal Ground Rod Clamps



80 Intersystem Bonding Bridge & One-Hole Midget Straps



81 Copper Intersystem Bonding Bridge with Conduit Adaptor



81 Electrical Ground Code Tag



LIQUID-TIGHT

82 Straight Connectors



83 90° Connectors





TABLE OF CONTENTS

ACCESSORIES

84	Cord Grip Connectors & Strain Relief Cord Grip Connector	
85	Fixture Locknuts, Solderless Terminal Lugs & Ground Wires	
86	Knockout Bushings & Knockout Seals	
87	Nail Plates & Switch Box Supports	
88	Conduit Hangers & Beam Clamps	

WEATHERPROOF PRODUCTS

OUTLET BOXES & EXTENSION RINGS

90	One-Gang Outlet Boxes	
91	Two-Gang Outlet Boxes	
92	Round Outlet Boxes	
93	Extension Rings	

COVERS







94-95	Blank Covers	
96-97	Lampholder Covers	
98-101	One-Gang Flip Covers & Toggle Switches	
102-105	Two-Gang Flip Covers	
106-107	Multiuse & Universal Covers	
108	While-In-Use Receptacle Covers	

TABLE OF CONTENTS

RECEPTACLE & TOGGLE SWITCH KITS

109 Horizontal Duplex Kits



110-111 Universal Cover Receptacle Kits



112 While-In-Use Receptacle Kits



113 Toggle Switch Kits



LAMP HOLDERS & LAMP HOLDER KITS

114 Lampholders



115 Spike-A-Lite® Lampholder



LAMP HOLDER KITS

116 Round Cover and Lampholder Kits



117 Metal Light Kits



LED LIGHTING

118 LED Lights



119 LED Light Kits



120 LED Spike Light



NON-METALLIC OUTLET BOXES

121 One-Gang & Two-Gang Boxes



122 Round Outlet Boxes



TABLE OF CONTENTS

NON-METALLIC COVERS

123-124 Blank Covers



125 Lampholder Covers



126 One-Gang Duplex Receptacle & Toggle Switch Covers



127-128 Two-Gang Receptacle & Toggle Switch Covers



129 Universal & Multi-Use Receptacle Covers



130 While-In-Use Receptacle Covers



131 Slimline While-In-Use Receptacle Covers



NON-METALLIC KITS

132 One-Gang While-In-Use GFCI Receptacle Kits



NON-METALLIC LAMPHOLDERS

133 Lampholders



WEATHERPROOF ACCESSORIES

134 Closure Plugs & Closure Plug Kits



135 Box Holder & Photoelectric Switch



136 Gaskets



137 Gasket Kit & Lampholder Gasket



Set Screw Connector



Size 1/2" to 1"



Size 1-1/4" to 3"

Use:

Set screw type connectors are used to secure and terminate EMT conduit to a knockout in a metal box or enclosure. For dry location applications.

- Concrete-tight when taped
- 1-1/4" to 3" double set screw
- 2-1/2" to 3" also approved for Rigid

Material:

- Zinc Die-Cast
- Zinc-Plated Steel

Standards:

UL 514B
CSA C22.2 No. 18.3-12

Certifications:

Die-Cast: E210498 (1/2" - 2")
E155411 (2-1/2" - 3")

LR57925

Steel: cULus E210498

Model Number	UPC (0-31857)	Trade Size	Product Dimensions (inches)			Retail Pack Quantity	Master Case Quantity
			A	B	C		
Die-Cast							
Polybag							
49230	492304	1/2"	1.07	0.39	0.72	1	50
18121	181215	1/2"	1.07	0.39	0.72	3	10
47230	472306	1/2"	1.07	0.39	0.72	3	20
44230	442309	1/2"	1.07	0.39	0.72	5	20
45230	452308	1/2"	1.07	0.39	0.72	10	12
49231	492311	3/4"	1.33	0.46	0.93	1	25
18123	181239	3/4"	1.33	0.46	0.93	2	5
44231	442316	3/4"	1.33	0.46	0.93	5	10

Boxed - Individual UPC							
55232M	111212	1"	1.46	0.53	1.17	1	20
02-55232	552329	1"	1.46	0.53	1.17	1	20
55233M	111229	1-1/4"	1.94	0.63	1.52	1	5
02-55233	552336	1-1/4"	1.94	0.63	1.52	1	9
02-55234	552343	1-1/2"	2.18	0.71	1.75	1	4
55234M	111236	1-1/2"	2.18	0.71	1.75	1	5
55235M	111243	2"	2.49	0.75	2.20	1	5
02-55235	552350	2"	2.49	0.75	2.20	1	6
02-55236	552367	2-1/2"	3.09	1.04	2.91	1	5
02-55237	552374	3"	3.39	1.06	3.53	1	2

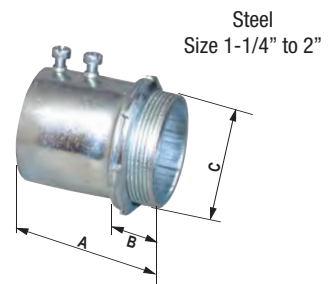
Bulk - No Individual UPC							
55230	552305	1/2"	1.07	0.39	0.72	50	10
55231	552312	3/4"	1.33	0.46	0.93	25	10

Contractor Pack							
TC-501	652302	1/2"	1.07	0.39	0.72	50	5
TC-502	652319	3/4"	1.33	0.46	0.93	25	2


Steel							
Polybag							
49510	495107	1/2"	1.22	0.41	0.65	1	25
46510	465100	1/2"	1.22	0.41	0.65	5	30
49511	495114	3/4"	1.30	0.41	0.86	1	12
46511	465117	3/4"	1.30	0.41	0.86	5	10

Boxed - Individual UPC							
02-54512	545123	1"	1.61	0.43	1.11	1	20
02-54513	545130	1-1/4"	2.30	0.65	1.41	1	10
02-54514	545147	1-1/2"	2.40	0.69	1.65	1	5
02-54515	545154	2"	2.44	0.71	2.13	1	5


Contractor Pack							
02-53516	535162	1/2"	1.22	0.41	0.65	50	2
02-53517	535179	3/4"	1.30	0.41	0.86	25	2



Insulated Set Screw Connector



Size 1/2" to 1"



Size 1-1/4" to 2"

Use:

Set screw type connectors are used to secure and terminate EMT conduit to a knockout in a metal box or enclosure. For dry location applications.

- Insulated
- Concrete-tight when taped
- 1-1/4" to 2" double set screw

Material:

- Zinc Die-Cast
- Zinc-Plated Steel

Standards:

UL 514B
CSA C22.2 No. 18.3-12

Certifications:


Die-Cast: E210498 LR57925

Steel: E210498


Model Number	UPC (0-31857)	Trade Size	Product Dimensions (inches)			Retail Pack Quantity	Master Case Quantity
			A	B	C		
Die-Cast							
Polybag							
67230	672300	1/2"	1.14	0.39	0.72	3	20
65230	752309	1/2"	1.14	0.39	0.72	10	20
64231	642310	3/4"	1.41	0.46	0.93	5	20
Boxed - Individual UPC							
65232	652326	1"	1.53	0.53	1.17	1	20
65233	652333	1-1/4"	2.02	0.63	1.52	1	25
65234	652340	1-1/2"	2.25	0.71	1.75	1	10
65235	652357	2"	2.55	0.75	2.20	1	10
Contractor Pack							
55330M	111373	1/2"	1.14	0.39	0.72	50	1
55331M	111380	3/4"	1.41	0.46	0.93	25	1
Steel							
Polybag							
69512	695126	1/2"	1.22	0.41	0.65	1	25
69513	695133	3/4"	1.30	0.41	0.86	1	12



Set Screw Coupling



Size 1/2" to 1"



Size 1-1/4" to 2"

Use:

Set screw type couplings are used to join lengths of steel EMT conduit. For dry location applications.

- Concrete-tight when taped
- 1-1/4" to 3" double set screw
- 2-1/2" to 3" also approved for Rigid

Material:

- Zinc Die-Cast
- Zinc-Plated Steel

Standards:

UL 514B
CSA C22.2 No. 18.3-12

Certifications:

Die-Cast: E210498 (1/2" - 2")
E155411 (2-1/2" - 3")

LR57925

Steel: us E210498

Model Number	UPC (0-31857)	Trade Size	Product Dimensions (inches)			Retail Pack Quantity	Master Case Quantity
			A	B	C		
Die-Cast							
Polybag							
49240	492403	1/2"	1.34	0.93	0.72	1	50
18122	181222	1/2"	1.34	0.93	0.72	2	10
47240	472405	1/2"	1.34	0.93	0.72	3	20
44240	442408	1/2"	1.34	0.93	0.72	5	20
45240	452407	1/2"	1.34	0.93	0.72	10	10
49241	492410	3/4"	1.71	1.14	0.93	1	25
18124	181246	3/4"	1.71	1.14	0.93	2	5
44241	442415	3/4"	1.71	1.14	0.93	5	10

Boxed - Individual UPC							
55242M	111250	1"	1.85	1.42	1.17	1	10
02-55242	552428	1"	1.85	1.42	1.17	1	20
55243M	111267	1-1/4"	2.50	1.82	1.52	1	5
02-55243	552435	1-1/4"	2.50	1.82	1.52	1	12
55244M	111274	1-1/2"	2.87	2.07	1.75	1	5
02-55244	552442	1-1/2"	2.87	2.07	1.75	1	10
55245M	111281	2"	3.44	2.54	2.21	1	5
02-55245	552459	2"	3.44	2.54	2.21	1	10
02-55246	552466	2-1/2"	4.02	3.29	2.90	1	5
02-55247	552473	3"	4.49	3.92	3.53	1	2

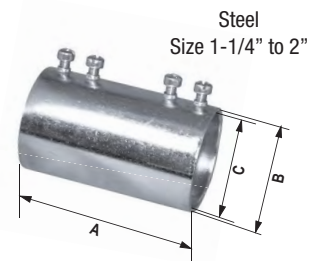
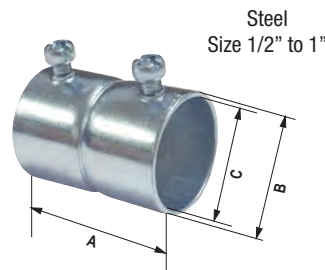
Bulk - No Individual UPC							
55240	552404	1/2"	1.34	0.93	0.72	50	10
55241	552411	3/4"	1.71	1.14	0.93	25	10

Contractor Pack							
TC-511	652401	1/2"	1.34	0.93	0.72	50	2
TC-512	652418	3/4"	1.71	1.14	0.93	25	2


Steel							
Polybag							
49520	495206	1/2"	1.57	0.84	0.73	1	25
46520	465209	1/2"	1.57	0.84	0.73	5	25
49521	495213	3/4"	1.57	1.06	0.94	1	25
46521	465216	3/4"	1.57	1.06	0.94	5	10

Boxed - Individual UPC							
02-54522	545222	1"	1.86	1.31	1.19	1	15
02-54523	545239	1-1/4"	2.95	1.71	1.53	1	10
02-54524	545246	1-1/2"	2.95	1.94	1.76	1	5
02-54525	545253	2"	3.23	2.39	2.22	1	5

Contractor Pack							
02-53518	535186	1/2"	1.57	0.84	0.73	50	2
02-53519	535193	3/4"	1.57	1.06	0.94	25	2



Compression Connector



Use:

Compression type connectors are used to secure and terminate steel EMT conduit to a knockout in a metal box or enclosure. For dry location applications.

- Concrete-tight
- 2-1/2" to 3" also approved for Rigid

Material:

- Zinc Die-Cast
- Zinc-Plated Steel

Standards:

UL 514B
CSA C22.2 No. 18.3-12

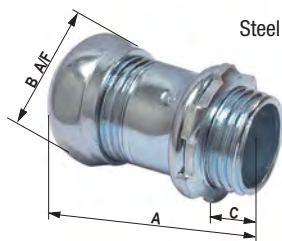
Certifications:

Die-Cast: E210498 (1/2" - 2")
E155411 (2-1/2" - 3")
 LR57925


Steel: E210498

Model Number	UPC (0-31857)	Trade Size	Product Dimensions (inches)			Retail Pack Quantity	Master Case Quantity
			A	B	C		
Die-Cast							
Polybag							
49250	492502	1/2"	1.19	0.98	0.38	1	50
18021	180218	1/2"	1.19	0.98	0.38	3	10
44250	442507	1/2"	1.19	0.98	0.38	5	15
49251	492519	3/4"	1.29	1.22	0.41	1	25
18023	180232	3/4"	1.29	1.22	0.41	2	5
44251	442514	3/4"	1.29	1.22	0.41	5	5
Boxed - Individual UPC							
55252M	111298	1"	1.48	1.52	0.55	1	10
02-55252	552527	1"	1.48	1.52	0.55	1	10
55253M	111304	1-1/4"	1.70	1.85	0.61	1	5
02-55253	552534	1-1/4"	1.70	1.85	0.61	1	8
55254M	111311	1-1/2"	1.86	2.15	0.62	1	5
02-55254	552541	1-1/2"	1.86	2.15	0.62	1	5
55255M	111328	2"	2.13	2.59	0.76	1	5
02-55255	552558	2"	2.13	2.59	0.76	1	5
02-55256	552565	2-1/2"	2.62	3.15	1.02	1	5
02-55257	552572	3"	2.70	3.97	1.04	1	2
Bulk - No Individual UPC							
55250	552503	1/2"	1.19	0.98	0.38	50	10
55251	552510	3/4"	1.29	1.22	0.41	25	10
Contractor Pack							
TC-601	652500	1/2"	1.19	0.98	0.38	50	2
TC-602	652517	3/4"	1.29	1.22	0.41	25	2

Steel							
Polybag							
49030	490300	1/2"	1.31	1.05	0.50	1	10
46030	460303	1/2"	1.31	1.05	0.50	5	20
49031	490317	3/4"	1.48	1.28	0.52	1	12
46031	460310	3/4"	1.48	1.28	0.52	5	10
Boxed - Individual UPC							
02-54532	545321	1"	1.53	1.56	0.64	1	20
02-54533	545338	1-1/4"	1.70	1.94	0.68	1	10
02-54534	545345	1-1/2"	1.96	2.17	0.72	1	5
02-54535	545352	2"	2.07	2.68	0.72	1	5



Snap Lock® Compression Connector



Use:

Snap Lock® compression type connectors are used to secure and terminate steel EMT conduit to a knockout in a metal box or enclosure. The patent-pending Snap Lock® design provides a faster installation allowing the EMT conduit to snap into the fitting without the use of tools. For wet or dry location applications.

- Conduit snaps into connector
- Concrete-tight
- Rain-tight

Material:

- Zinc Die-Cast

Standards:


UL 514B
CSA C22.2 No. 18.3-12

Certifications:

 US E210498

Model Number	UPC (0-31857)	Trade Size	Product Dimensions (inches)			Retail Pack Quantity	Master Case Quantity
			A	B	C		
Polybag							
49032	490324	1/2"	1.15	1.26	0.39	1	25
49033	490331	3/4"	1.18	1.50	0.39	1	15

Insulated Compression Connector



Use:

Compression type connectors are used to secure and terminate steel EMT conduit to a knockout in a metal box or enclosure. For dry location applications.

- Insulated
- Concrete-tight

Material:

- Zinc Die-Cast

Standards:

UL 514B
CSA C22.2 No. 18.3-12

Certifications:

 E210498  LR57925

Model Number	UPC (0-31857)	Trade Size	Product Dimensions (inches)			Retail Pack Quantity	Master Case Quantity
			A	B	C		
Polybag							
69250	692506	1/2"	1.19	0.98	0.38	1	50
64250	742508	1/2"	1.19	0.98	0.38	5	20
69251	692513	3/4"	1.29	1.22	0.41	1	25
64251	742515	3/4"	1.29	1.22	0.41	5	5
Boxed - Individual UPC							
65525	655259	1"	1.48	1.52	0.55	1	10
65253	652531	1-1/4"	1.70	1.85	0.61	1	8
65254	652548	1-1/2"	1.86	2.15	0.62	1	5
65255	652555	2"	2.13	2.59	0.76	1	5
Contractor Pack							
55350	553500	1/2"	1.19	0.98	0.38	50	2
55351	553517	3/4"	1.29	1.22	0.41	25	2

Rain-Tight Compression Connector



Use:

Compression type connectors are used to secure and terminate steel EMT conduit to a knockout in a metal box or enclosure. For rain-tight and concrete-tight applications.

- Concrete-tight
- Rain-tight


Material:

- Zinc Die-Cast
- Zinc-Plated Steel

Standards:

UL 514B
CSA C22.2 No. 18.3-12

Certifications:


 us E210498

Model Number	UPC (0-31857)	Trade Size	Product Dimensions (inches)			Retail Pack Quantity	Master Case Quantity
			A	B	C		
Die-Cast							
Polybag							
49850	498504	1/2"	1.31	1.02	0.38	1	50
49851	498511	3/4"	1.34	1.26	0.40	1	25
Boxed - Individual UPC							
02-55852	558529	1"	1.48	1.50	0.55	1	10

Steel							
Boxed - Individual UPC							
02-54853	548537	1-1/4"	2.10	2.04	0.65	1	10
02-54854	548544	1-1/2"	2.25	2.27	0.66	1	5
02-54855	548551	2"	2.40	2.74	0.70	1	5



Compression Coupling



Use:

Compression type couplings are used to join lengths of steel EMT conduit. For dry location applications.

- Concrete-tight
- 2-1/2" to 3" also approved for Rigid

Material:

- Zinc Die-Cast
- Zinc-Plated Steel

Standards:

UL 514B
CSA C22.2 No. 18.3-12

Certifications:

Die-Cast: E210498 (1/2" - 2")
E155411 (2-1/2" - 3")

LR57925


Steel: E210498

Model Number	UPC (0-31857)	Trade Size	Product Dimensions (inches)			Retail Pack Quantity	Master Case Quantity
			A	B	C		
Die-Cast							
Polybag							
49260	492601	1/2"	1.70	0.98	0.72	1	10
18022	180225	1/2"	1.70	0.98	0.72	3	5
44260	442606	1/2"	1.70	0.98	0.72	5	6
49261	492618	3/4"	1.78	1.23	0.94	1	12
18024	180249	3/4"	1.78	1.23	0.94	2	5
44261	442613	3/4"	1.78	1.23	0.94	5	5
Boxed - Individual UPC							
55262M	111335	1"	1.81	1.52	1.19	1	10
02-55262	552626	1"	1.81	1.52	1.19	1	10
55263M	111342	1-1/4"	2.12	1.85	1.53	1	5
02-55263	552633	1-1/4"	2.12	1.85	1.53	1	5
55264M	111359	1-1/2"	2.42	2.15	1.76	1	5
02-55264	552640	1-1/2"	2.42	2.15	1.76	1	5
55265M	111366	2"	2.47	2.59	2.22	1	5
02-55265	552657	2"	2.47	2.59	2.22	1	5
02-55066	550660	2-1/2"	3.41	3.29	2.90	1	2
02-55266	552664	2-1/2"	3.41	3.29	2.90	1	5
02-55267	552671	3"	3.60	3.97	3.55	1	2
Contractor Pack							
TC-611	652609	1/2"	1.19	0.98	0.38	50	2
TC-612	652616	3/4"	1.29	1.22	0.41	25	2

Steel							
Polybag							
49040	490409	1/2"	1.64	0.72	1.05	1	10
46040	460402	1/2"	1.64	0.72	1.05	5	6
49041	490416	3/4"	1.80	0.94	1.28	1	12
46041	460419	3/4"	1.80	0.94	1.28	5	5
Boxed - Individual UPC							
02-54542	545420	1"	1.88	1.18	1.56	1	10
02-54543	545437	1-1/4"	2.09	1.54	1.94	1	10
02-54544	545444	1-1/2"	2.40	1.75	2.17	1	5
02-54545	545451	2"	2.33	2.22	2.68	1	5



Snap Lock® Compression Coupling



Use:

Snap Lock® compression type couplings are used to join lengths of steel EMT conduit without the use of tools. The patent pending Snap Lock® design provides a faster installation. For wet location applications.

- Conduit snaps into coupling
- Concrete-tight
- Rain-tight

Material:

- Zinc Die-Cast

Standards:


UL 514B
CSA C22.2 No. 18.3-12

Certifications:

E210498

Model Number	UPC (0-31857)	Trade Size	Product Dimensions (inches)			Retail Pack Quantity	Master Case Quantity
			A	B	C		
Polybag							
49072	490720	1/2"	1.35	1.26	0.81	1	25
49073	490737	3/4"	1.43	1.50	1.03	1	15

Rain-Tight Compression Coupling



Use:

Compression type couplings are used to join lengths of steel EMT conduit. For rain-tight and concrete-tight applications.

- Concrete-tight
- Rain-tight

Material:

- Zinc Die-Cast
- Zinc-Plated Steel

Standards:

UL 514B
CSA C22.2 No. 18.3-12

Certifications:


E210498

Model Number	UPC (0-31857)	Trade Size	Product Dimensions (inches)			Retail Pack Quantity	Master Case Quantity
			A	B	C		
Die-Cast							
Polybag							
49860	498603	1/2"	1.75	1.02	0.70	1	50
49861	498610	3/4"	1.81	1.28	0.93	1	25
Boxed - Individual UPC							
02-55862	558628	1"	2.07	1.52	1.18	1	10
Steel							
Boxed - Individual UPC							
02-54863	548636	1-1/4"	2.50	2.04	-	1	10
02-54864	548643	1-1/2"	2.78	2.27	-	1	5
02-54865	548650	2"	2.88	2.74	-	1	5

Steel



EMT-to-Rigid Coupling



Use:

Combination couplings are used to join a run of unthreaded Rigid conduit or IMC to EMT Conduit. For dry location applications.

- Set screw type


Material:

- Zinc-Plated Steel

Model Number	UPC (0-31857)	Trade Size	Product Dimensions (inches)			Retail Pack Quantity	Master Case Quantity
			A	B	C		
Boxed - Individual UPC							
55690	556907	1/2"	2.20	0.90	0.72	1	10
55692	556921	3/4"	2.66	1.06	0.92	1	5

Also found on page 32

EMT-to-NM Coupling



Use:

Combination couplings are used to provide a transition from steel EMT conduit to NM cable. For dry location applications.

- Set screw type

Material:

- Zinc Die-Cast

Standards:

UL 514B
CSA C22.2 No. 18.3-12

Certifications:


UL E210498 SIB LR57925

Model Number	UPC (0-31857)	Trade Size	Product Dimensions (inches)			Retail Pack Quantity	Master Case Quantity
			A	B	C		
Polybag							
49279	492793	1/2"	0.72	0.93	1.34	1	25
44279	442798	1/2"	0.72	0.93	1.34	2	20
Bulk - No Individual UPC							
57003	570033	1/2"	0.72	0.93	1.34	50	10
Contractor Pack							
57003M	111533	1/2"	0.72	0.93	1.34	50	1

Trade Size	EMT	NM
1/2"	1/2"	12/2

Also found on page 48

EMT-to-Flex Coupling



Use:

Combination couplings are used to provide a transition from steel EMT conduit to Flexible Metal Conduit. For dry location applications.

- Set screw type

Material:

- Zinc Die-Cast

Standards:

UL 514B
CSA C22.2 No. 18.3-12


Certifications:

E210498 LR57925

Model Number	UPC (0-31857)	Trade Size	Product Dimensions (inches)			Retail Pack Quantity	Master Case Quantity
			A	B	C		
Polybag							
49280	492809	1/2"	0.72	0.93	1.53	1	15
49281	492816	3/4"	0.93	1.16	1.91	1	10
Bulk - No Individual UPC							
55280	552800	1/2"	0.72	0.93	1.53	25	10
55281	552817	3/4"	0.93	1.16	1.91	25	10

Also found on page 73

EMT-to-Flex Coupling



Use:

Combination couplings are used to provide a transition from steel EMT conduit to Flexible Metal Conduit. For dry location applications.

- Compression type

Material:

- Zinc Die-Cast

Standards:

UL 514B
CSA C22.2 No. 18.3-12


Certifications:

E155411 LR57925

Model Number	UPC (0-31857)	Trade Size	Product Dimensions (inches)			Retail Pack Quantity	Master Case Quantity
			A	B	C		
Polybag							
49289	492892	1/2"	1.40	0.98	0.15	1	15
49290	492908	3/4"	1.52	1.23	0.21	1	10
49291	492915	1"	1.99	1.52	0.31	1	5
Bulk - No Individual UPC							
55289	552893	1/2"	1.40	0.98	0.15	50	10
55290	552909	3/4"	1.52	1.23	0.21	25	10
55291	552916	1"	1.99	1.52	0.31	25	10

Also found on page 73

EMT-to-Box Offset Set Screw Connector



Use:

Set screw type offset connectors are used to make a slight adjustment in terminating the end of a run of steel EMT conduit to a metal box or enclosure. For dry location applications.

- Concrete-tight when taped

Material:

- Zinc Die-Cast

Standards:

UL 514B
CSA C22.2 No. 18.3-12


Certifications:

UL E210498 SB LR57925

Model Number	UPC (0-31857)	Trade Size	Product Dimensions (inches)			Retail Pack Quantity	Master Case Quantity
			A	B	C		
Polybag							
49006	490065	1/2"	2.09	0.93	0.41	1	20
44006	440060	1/2"	2.09	0.93	0.41	2	20
49007	490072	3/4"	3.02	1.12	0.47	1	12
44007	440077	3/4"	3.02	1.12	0.47	2	5
Boxed - Individual UPC							
56008M	111427	1"	3.15	1.42	0.55	1	10

Trade Size	Offset
1/2"	3/8"
3/4"	3/4"
1"	3/4"

EMT-to-Box Offset Compression Connector



Use:

Compression type offset connectors are used to make a slight adjustment in terminating the end of a run of steel EMT conduit to a metal box or enclosure. For dry location applications.

- Concrete-tight

Material:

- Zinc Die-Cast

Standards:

UL 514B
CSA C22.2 No. 18.3-12


Certifications:

UL E210498 SB LR57925

Model Number	UPC (0-31857)	Trade Size	Product Dimensions (inches)			Retail Pack Quantity	Master Case Quantity
			A	B	C		
Polybag							
49706	497064	1/2"	2.05	0.98	0.47	1	20
49707	497071	3/4"	2.85	1.23	0.47	1	20

Trade Size	Offset
1/2"	3/8"
3/4"	3/4"

90° Set Screw Connector



Model Number	UPC (0-31857)	Trade Size	Product Dimensions (inches)			Retail Pack Quantity	Master Case Quantity
			A	B	C		
Polybag							
49047	490478	1/2"	1.43	1.19	0.48	1	25
44047	440473	1/2"	1.43	1.19	0.48	2	20
44048	440480	3/4"	1.47	1.42	0.54	2	5

Use:

90° set screw type connectors are used to secure and terminate steel EMT conduit to a knockout in a metal box or enclosure where a 90° bend is required. For dry location applications.

- Concrete-tight when taped

Material:

- Zinc Die-Cast

90° Compression Connector



Model Number	UPC (0-31857)	Trade Size	Product Dimensions (inches)			Retail Pack Quantity	Master Case Quantity
			A	B	C		
Polybag							
49057	490577	1/2"	1.35	0.98	0.51	1	10
44057	440572	1/2"	1.35	0.98	0.51	2	20
49058	490584	3/4"	1.47	1.23	0.52	1	10
44058	440589	3/4"	1.47	1.23	0.52	2	5
Boxed - Individual UPC							
02-56059	560591	1"	2.17	1.52	0.68	1	10

Use:

90° compression type connectors are used to secure and terminate steel EMT conduit to a knockout in a metal box or enclosure where a 90° bend is required. For dry location applications.

- Concrete-tight

Material:

- Zinc Die-Cast


Standards:

UL 514B
CSA C22.2 No. 18.3-12

Certifications:

UL E155411 SB LR57925

Inside Corner Pull Elbow



Model Number	UPC (0-31857)	Trade Size	Product Dimensions (inches)			Retail Pack Quantity	Master Case Quantity
			A	B	C		
Polybag							
49591	495916	1/2"	1.80	0.93	0.72	1	10
44591	445911	1/2"	1.80	0.93	0.72	2	20
49592	495923	3/4"	2.00	1.13	0.93	1	10
44592	445928	3/4"	2.00	1.13	0.93	2	5

Use:

Inside corner pull elbows are used to facilitate pulling conductors through a 90° bend in a run of steel EMT conduit where it is essential to make tight turns within limited available space.

- Set screw type
- Concrete-tight when taped
- Removable cover

Material:

- Zinc Die-Cast

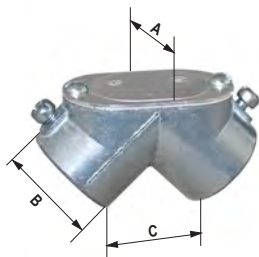
Standards:

UL 514B
CSA C22.2 No. 18.3-12

Certifications:

 E155411  LR57925

EMT-to-EMT Pull Elbow



Use:

EMT-to-EMT pull elbows are used to facilitate pulling conductors through a 90° bend in two runs of steel EMT conduit. The removable cover gives ample access so that wire pulling can be achieved without any obstruction. For dry location applications.

- Set screw type
- Removable aluminum cover

Material:

- Zinc Die-Cast
- Stamped Aluminum Cover

Standards:

UL 514B
CSA C22.2 No. 18.3-12


Certifications:

E155411 LR57925

Model Number	UPC (0-31857)	Trade Size	Product Dimensions (inches)			Retail Pack Quantity	Master Case Quantity
			A	B	C		
Polybag							
49561	495619	1/2"	1.31	1.00	0.92	1	10
44561	445614	1/2"	1.31	1.00	0.92	2	20
49562	495626	3/4"	1.37	1.27	1.17	1	10
44562	445621	3/4"	1.37	1.27	1.17	2	5
Boxed - Individual UPC							
02-55563	555634	1"	1.95	1.57	1.46	1	10

WARNING:
Cancer and Reproductive Harm
www.P65Warnings.ca.gov

EMT-to-Box Pull Elbow



Use:

EMT-to-box pull elbows are used to facilitate pulling conductors through a 90° bend in a run of steel EMT conduit that terminates at a knockout in a metal box or enclosure. The removable cover gives ample access so that wire pulling can be achieved without any obstruction. For dry location applications.

- Set screw type
- Removable aluminum cover

Material:

- Zinc Die-Cast
- Stamped Aluminum Cover

Standards:

UL 514B
CSA C22.2 No. 18.3-12

Certifications:

E155411 LR57925

Model Number	UPC (0-31857)	Trade Size	Product Dimensions (inches)			Retail Pack Quantity	Master Case Quantity
			A	B	C		
Polybag							
49551	495510	1/2"	1.31	1.00	0.92	1	10
49552	495527	3/4"	1.37	1.27	1.17	1	10
Bulk - No Individual UPC							
55551	555511	1/2"	1.34	0.93	0.72	10	10
55552	555528	3/4"	1.71	1.14	0.93	5	10

WARNING:
Cancer and Reproductive Harm
www.P65Warnings.ca.gov

Combination Pull Elbow Conduit-to-Conduit



Use:

Combination pull elbows are used to facilitate pulling conductors through a 90° bend in two runs of IMC, Rigid or steel EMT conduit. The removable cover gives ample access so that wire pulling can be achieved without any obstruction. For dry location applications.

- Set screw for EMT and threaded for Rigid conduit or IMC
- Removable aluminum cover and gasket

Material:

- Zinc Die-Cast
- Rubber Gasket
- Stamped Aluminum Cover

Standards:

UL 514B
CSA C22.2 No. 18.3-12

Certifications:

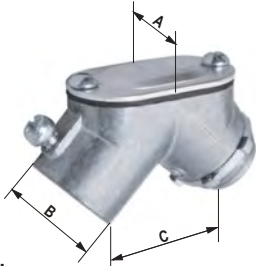
UL E155411 SB LR57925

Model Number	UPC (0-31857)	Trade Size	Product Dimensions (inches)			Retail Pack Quantity	Master Case Quantity
			A	B	C		
Polybag							
46077	460778	1/2"	1.31	1.00	0.92	1	10
46078	460785	3/4"	1.37	1.27	1.17	1	10

**For EMT or Rigid Conduit
Also found on page 40**

WARNING:
Cancer and Reproductive Harm
www.P65Warnings.ca.gov

Combination Pull Elbow Conduit-to-Box



Use:

Combination to box pull elbows are used to facilitate pulling conductors through a 90° bend in a run of IMC, Rigid or steel EMT conduit that terminates at a knockout in a metal box or enclosure. The removable cover gives ample access so that wire pulling can be achieved without any obstruction. For dry location applications.

- Set screw for EMT and threaded for Rigid conduit or IMC
- Removable aluminum cover and gasket

Material:

- Zinc Die-Cast
- Rubber Gasket
- Stamped Aluminum Cover

Standards:

UL 514B
CSA C22.2 No. 18.3-12

Certifications:

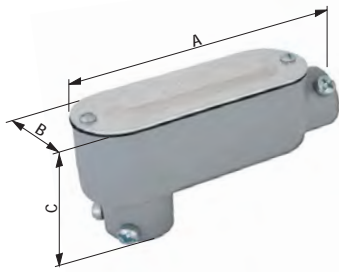
UL E155411 SB LR57925

Model Number	UPC (0-31857)	Trade Size	Product Dimensions (inches)			Retail Pack Quantity	Master Case Quantity
			A	B	C		
Polybag							
46074	460747	1/2"	1.31	1.00	0.92	1	10
46075	460754	3/4"	1.37	1.27	1.17	1	5

**For EMT or Rigid Conduit
Also found on page 40**

WARNING:
Cancer and Reproductive Harm
www.P65Warnings.ca.gov

Set Screw Conduit Body



Use:

Conduit bodies are used to gain access to the interior of a raceway for wire pulling, inspection and maintenance where the raceway changes direction. Pre-assembled with a cover and gasket. For dry location applications.

- Type LB
- Assembled with removable cover and gasket

Material:

- Aluminum Die-Cast
- Rubber Gasket
- Stamped Aluminum Cover

Standards:

UL 514A & UL 514B
 CSA C22.2 No. 18.1-13 & CSA C22.2 No. 18.3-12


Certifications:



Model Number	UPC (0-31857)	Trade Size	Product Dimensions (inches)			Retail Pack Quantity	Master Case Quantity
			A	B	C		
Boxed - Individual UPC							
02-55841LB	841065	1/2"	4.34	1.31	2.40	1	5
02-55842LB	842062	3/4"	5.09	1.54	2.60	1	5

WARNING:
 Cancer and Reproductive Harm
www.P65Warnings.ca.gov

Combination Conduit Body



Use:

Combination conduit bodies are used to gain access to the interior of a raceway for wire pulling, inspection and maintenance where the raceway changes direction. Pre-assembled with two covers and gaskets for configuration as LL or LR conduit body.

- Combination type LL/LR
- Set screw for EMT and threaded for Rigid conduit or IMC
- Assembled with removable cover and gasket

Material:

- Aluminum Die-Cast
- Rubber Gasket
- Stamped Aluminum Cover

Standards:

UL 514A
 CSA C22.2 No. 18.1-13

Certifications:

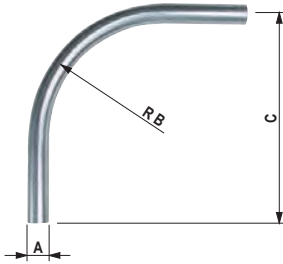


Model Number	UPC (0-31857)	Trade Size	Product Dimensions (inches)			Retail Pack Quantity	Master Case Quantity
			A	B	C		
Boxed - Individual UPC							
02-55941LLR	941017	1/2"	4.40	1.94	2.07	1	5
02-55942LLR	942014	3/4"	5.07	2.18	2.29	1	5

For EMT or Rigid Conduit
Also found on page 41

WARNING:
 Cancer and Reproductive Harm
www.P65Warnings.ca.gov

90° EMT Elbow



Use:

90° elbows are used to connect steel EMT conduit together to allow for 90° bends.


Material:

- Zinc-Plated Steel

Standards:

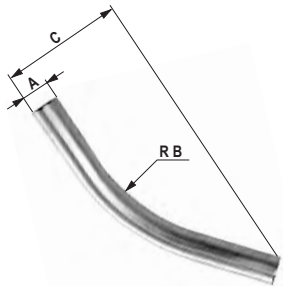
UL 797
CSA C22.2 No. 83.1-07

Certifications:

 us E364687

Model Number	UPC (0-31857)	Trade Size	Product Dimensions (inches)			Retail Pack Quantity	Master Case Quantity
			A	B	C		
Boxed - Individual UPC							
02-55541PE	005412	1/2"	0.71	4.02	6.25	1	15
02-55542PE	005429	3/4"	0.92	4.49	7.06	1	10
02-55543PE	005436	1"	1.16	5.75	9.25	1	10
02-55544PE	005443	1-1/4"	1.51	7.24	10.50	1	5
02-55545PE	005450	1-1/2"	1.74	8.27	12.63	1	4
02-55546PE	005467	2"	2.20	9.49	14.25	1	2

45° EMT Elbow



Use:


45° EMT elbows are used to connect steel EMT conduit together to allow for 45° bends.

Material:

- Zinc-Plated Steel

Model Number	UPC (0-31857)	Trade Size	Product Dimensions (inches)			Retail Pack Quantity	Master Case Quantity
			A	B	C		
Boxed - Individual UPC							
02-55521PE	005214	1/2"	0.50	4.00	3.00	1	10
02-55522PE	005221	3/4"	0.75	4.50	3.62	1	10
02-55523PE	005238	1"	1.00	5.75	4.33	1	10
02-55524PE	005245	1-1/4"	1.25	7.25	5.15	1	10
02-55525PE	005252	1-1/2"	1.50	8.25	6.74	1	10
02-55526PE	005269	2"	2.00	9.50	7.12	1	10

One-Hole Strap



Use:

One-hole straps are used to provide support for steel EMT conduit as required by the National Electric Code (NEC).

- Snap-on type

Material:

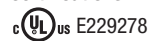
- Zinc-Plated Steel

Standards:

UL 2239


CSA C22.2 No. 18.4-15

Certifications:



Model Number	UPC (0-31857)	Trade Size	Product Dimensions (inches)			Retail Pack Quantity	Master Case Quantity
			A	B	C		
Polybag							
47920	479206	1/2"	1.55	0.56	0.76	3	50
18071	180713	1/2"	1.55	0.56	0.76	5	10
42950	429508	1/2"	1.55	0.56	0.76	5	40
44920	449209	1/2"	1.55	0.56	0.76	10	20
45920S	459208	1/2"	1.55	0.56	0.76	25	20
49921	499211	3/4"	1.93	0.60	1.02	3	25
18072	180720	3/4"	1.93	0.60	1.02	4	10
47921	479213	3/4"	1.93	0.60	1.02	4	25
42951	429515	3/4"	1.93	0.60	1.02	5	25
45921S	459215	3/4"	1.93	0.60	1.02	15	20
43921	439217	3/4"	1.93	0.60	1.02	20	20
49922	499228	1"	2.38	0.92	1.26	1	15
44922	449223	1"	2.38	0.92	1.26	4	20
42952	429522	1"	2.38	0.92	1.26	5	20
49923	499235	1-1/4"	3.02	0.99	1.61	1	25
42953	429539	1-1/4"	3.02	0.99	1.61	2	20
44923	449230	1-1/4"	3.02	0.99	1.61	4	20
49924	499242	1-1/2"	3.46	1.04	1.93	1	25
44924	449247	1-1/2"	3.46	1.04	1.93	2	20
49925	499259	2"	4.07	1.27	2.47	1	15
44925	449254	2"	4.07	1.27	2.47	2	8
Bulk - No Individual UPC							
55920-S	559205	1/2"	1.55	0.56	0.76	100	10
55921-S	559212	3/4"	1.93	0.60	1.02	50	10
55922-S	559229	1"	2.38	0.92	1.26	25	10
Contractor Pack							
1901	659202	1/2"	1.55	0.56	0.76	100	5
1902	659219	3/4"	1.93	0.60	1.02	50	5

Two-Hole Strap



Use:

Two-hole straps are used to provide support for steel EMT conduit where higher load bearing supports are needed as required by the National Electric Code (NEC).

- Snap-on type

Material:

- Zinc-Plated Steel

Standards:

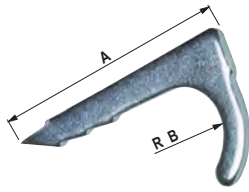
UL 2239
CSA C22.2 No. 18.4-15

Certifications:

cUL_{us} E229278

Model Number	UPC (0-31857)	Trade Size	Product Dimensions (inches)			Retail Pack Quantity	Master Case Quantity
			A	B	C		
Polybag							
47820	478209	1/2"	2.13	0.55	0.75	3	25
49820	498207	1/2"	2.13	0.55	0.75	4	15
18823	188238	1/2"	2.13	0.55	0.75	5	10
42820	428204	1/2"	2.13	0.55	0.75	5	15
40920	409203	1/2"	2.13	0.55	0.75	10	20
41920	419202	1/2"	2.13	0.55	0.75	25	8
49821	498214	3/4"	2.62	0.63	0.95	3	25
18824	188245	3/4"	2.62	0.63	0.95	4	10
42821	428211	3/4"	2.62	0.63	0.95	5	20
41921	419219	3/4"	2.62	0.63	0.95	15	20
43821	438210	3/4"	2.62	0.63	0.95	20	20
49822	498221	1"	2.80	0.69	1.11	1	15
41922	419226	1"	2.80	0.69	1.11	4	20
42822	428228	1"	2.80	0.69	1.11	5	20
49823	498238	1-1/4"	3.25	0.75	1.43	1	25
41923	419233	1-1/4"	3.25	0.75	1.43	4	20
42823	428235	1-1/4"	3.25	0.75	1.43	5	15
49824	498245	1-1/2"	4.09	0.87	1.67	1	25
41924	419240	1-1/2"	4.09	0.87	1.67	2	20
49825	498252	2"	4.76	1.00	2.21	1	25
41925	419257	2"	4.76	1.00	2.21	2	20
Bulk - No Individual UPC							
51920	519209	1/2"	2.13	0.55	0.75	100	10
51921	519216	3/4"	2.62	0.63	0.95	50	10
51922	519223	1"	2.80	0.69	1.11	50	10
Contractor Pack							
TH-1901	619206	1/2"	2.13	0.55	0.75	100	2
TH-1902	619213	3/4"	2.62	0.63	0.95	50	2

Nail Strap



Use:

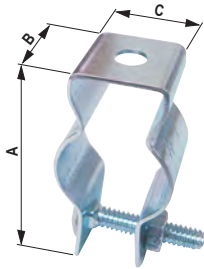
Nail straps are used to secure steel EMT conduit to wooden structure members. Can be used in place of one or two hole straps.

Material:

- Zinc-Plated Steel

Model Number	UPC (0-31857)	Trade Size	Product Dimensions (inches)			Retail Pack Quantity	Master Case Quantity
			A	B	C		
Polybag							
18600	186005	1/2"	2.00	0.35	-	10	10
49600	496005	1/2"	2.00	0.35	-	3	50
47600	476007	1/2"	2.00	0.35	-	4	75
18609	186098	3/4"	2.12	0.46	-	10	10
49609	496098	3/4"	2.12	0.46	-	3	50
47609	476090	3/4"	2.12	0.46	-	4	75
49610	496104	1"	2.25	0.58	-	2	50
Contractor Pack							
55600	256005	1/2"	2.00	0.35	-	100	2
55601	256012	3/4"	2.12	0.46	-	100	2

Conduit Hanger



Use:

Conduit hangers are used to secure and suspend EMT and Rigid conduits from overhead supports.

- Carriage bolt and nut attached

Material:

- Zinc-Plated Steel

Standards:

UL 2239
CSA C22.2 No. 18.4-15

Certifications:


cULus E229278

Model Number	UPC (0-31857)	Trade Size	Product Dimensions (inches)			Retail Pack Quantity	Master Case Quantity
			A	B	C		
Polybag							
49100	491000	0	1.95	0.76	0.69	1	50
44100	441005	0	1.95	0.76	0.69	5	20
49110	491109	1	2.21	0.76	0.81	1	30
44110	441104	1	2.21	0.76	0.81	5	20
49120	491208	2	2.53	0.87	0.92	1	20
44120	441203	2	2.53	0.87	0.92	2	20
49130	491307	2-1/2	2.73	0.87	0.98	1	12
49135	491352	3	3.32	0.96	1.10	1	20
44140	441401	4	3.32	0.96	1.10	2	20
44150	441500	5	4.06	0.96	1.12	2	20
Boxed - Individual UPC							
49140	491406	4	3.32	0.96	1.10	1	20
49145	491451	5	4.06	0.96	1.12	1	20
52155	521554	6	4.83	1.18	1.26	1	25
52156	521561	7	5.31	1.18	1.26	1	10
Bulk - No Individual UPC							
52100	521004	0	1.95	0.76	0.69	50	10
52110	521103	1	2.21	0.76	0.81	100	1
52120	521202	2	2.53	0.87	0.92	100	1
52130	521301	2-1/2	2.73	0.87	0.98	100	1
Contractor Pack							
54100	541002	0	1.95	0.76	0.69	25	2
54110	541101	1	2.21	0.76	0.81	20	2


Trade Size	EMT	Rigid (HW)
0	1/2"	3/8" & 1/2"
1	3/4"	3/4"
2	1"	1"
2-1/2	1-1/4"	-
3	1-1/2"	1-1/4"
4	-	1-1/2"
5	2"	2"
6	-	2-1/2"
7	-	3"

Also found on page 88

Pipe Cap



Size 1/2" to 1"



Size 1-1/4" to 2"

Use:

EMT pipe caps are placed on the end of an EMT conduit run to temporarily seal out debris before wires are pulled.


- 1-1/4" to 2" double set screw

Material:

- Zinc-Plated Steel

Model Number	UPC (0-31857)	Trade Size	Product Dimensions (inches)			Retail Pack Quantity	Master Case Quantity
			A	B	C		
Polybag							
41581	415815	1/2"	1.68	0.73	0.06	1	20
41582	415822	3/4"	2.10	0.95	0.06	1	12
Boxed - Individual UPC							
41583	415839	1"	2.50	1.19	0.06	1	10
41584	415846	1-1/4"	3.26	1.58	0.06	1	10
41585	415853	1-1/2"	3.76	1.78	0.06	1	5
41586	415860	2"	4.00	2.23	0.06	1	5

Insulating Bushing



Use:

Insulating bushings are used on the end of EMT conduit to provide a smooth, well-rounded bearing surface to protect wires or cables as required by the National Electric Code (NEC).

Material:

- Non-Metallic

Model Number	UPC (0-31857)	Trade Size	Product Dimensions (inches)			Retail Pack Quantity	Master Case Quantity
			A	B	C		
Polybag							
48200	482008	1/2"	0.52	0.57	-	4	10
48202	482022	3/4"	0.54	0.76	-	4	10

WARNING:
Cancer and Reproductive Harm
www.P65Warnings.ca.gov

Compression Connector



Use:

Compression type connectors are used to secure and terminate threadless Rigid conduit or IMC to a steel outlet box or metal enclosure.

- Concrete-tight

Material:

- Zinc-Plated Steel

Model Number	UPC (0-31857)	Trade Size	Product Dimensions (inches)			Retail Pack Quantity	Master Case Quantity
			A	B	C		
Polybag							
49050	490508	1/2"	1.31	1.13	0.50	1	25
44050	440503	1/2"	1.31	1.13	0.50	2	5
49051	490515	3/4"	1.48	1.37	0.52	1	10
44051	440510	3/4"	1.48	1.37	0.52	2	5
Boxed - Individual UPC							
02-55052	550523	1"	1.53	1.69	0.64	1	5
02-55053	550539	1-1/4"	1.70	2.07	0.68	1	2
02-55054	550546	1-1/2"	1.96	2.28	0.72	1	2
02-55055	550554	2"	2.07	2.79	0.72	1	2

Compression Coupling



Use:

Compression type couplings are used to join two lengths of threadless Rigid conduit or IMC.

- Concrete-tight

Material:

- Zinc-Plated Steel

Model Number	UPC (0-31857)	Trade Size	Product Dimensions (inches)			Retail Pack Quantity	Master Case Quantity
			A	B	C		
Polybag							
49060	490607	1/2"	1.64	1.13	0.85	1	5
49061	490614	3/4"	1.80	1.37	1.07	1	5
Boxed - Individual UPC							
02-55062	550622	1"	1.88	1.69	1.29	1	5
02-55063	550639	1-1/4"	2.09	2.07	1.61	1	5
02-55064	550646	1-1/2"	2.40	2.28	1.85	1	5
02-55065	550653	2"	2.33	2.78	2.33	1	2

Threaded Coupling



Use:
Threaded couplings are used to join two lengths of threaded Rigid conduit or IMC.


Material:
• Zinc-Plated Steel

Standards:
UL 6
CSA C22.2 No. 45.1-07

Certifications:
ULus E468931

Model Number	UPC (0-31857)	Trade Size	Product Dimensions (inches)			Retail Pack Quantity	Master Case Quantity
			A	B	C		
Boxed - Individual UPC							
02-55080	550806	1/2"	1.01	1.63	-	1	12
02-55081	550813	3/4"	1.25	1.64	-	1	12
02-55082	550820	1"	1.52	1.97	-	1	10
02-55083	550837	1-1/4"	1.87	2.03	-	1	5
02-55084	550844	1-1/2"	2.15	2.06	-	1	5
02-55085	550851	2"	2.65	2.13	-	1	4
02-55086	550868	2-1/2"	3.25	3.19	-	1	4

EMT-to-Rigid Combination Coupling




Use:
Combination couplings are used to join a run of unthreaded Rigid conduit or IMC to EMT conduit.
• Set screw type

Material:
• Zinc-Plated Steel

Model Number	UPC (0-31857)	Trade Size	Product Dimensions (inches)			Retail Pack Quantity	Master Case Quantity
			A	B	C		
Boxed - Individual UPC							
55690	556907	1/2"	2.20	0.90	0.72	1	10
55692	556921	3/4"	2.66	1.06	0.92	1	5

Also found on page 18

Threaded Nipple



Use:

Threaded nipples are used to extend a length of threaded Rigid conduit or IMC. May also be used to connect two steel outlet boxes or metal enclosures together.

Material:

- Zinc-Plated Steel

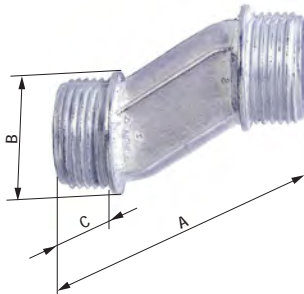
Standards:

UL 6
CSA C22.2 No. 45.1-07

Certifications:

UL[®]us E468931

Offset Nipple



Use:

Offset nipples are used to provide an offset connection between two outlet boxes or metal enclosures.

- 3/4" axis

Material:

- Zinc Die-Cast

Standards:

UL 514B
CSA C22.2 No. 18.3-12

Certifications:

UL[®] E155411 IEC[®] LR57925




Model Number	UPC (0-31857)	Trade Size	Product Dimensions (inches)			Retail Pack Quantity	Master Case Quantity
			A	B	C		
Polybag							
44360	443603	1/2" / CL	0.50	1.12	-	2	10
54251	542511	1/2" x 1-1/2"	0.50	1.50	-	1	25
44370	443702	1/2" x 2"	0.50	2.00	-	2	8
44361	443610	3/4" / CL	0.75	1.37	-	2	8
44371	443719	3/4" x 2"	0.75	2.00	-	2	5
Boxed - Individual UPC							
54254	542542	1/2" x 3"	0.50	3.00	-	1	25
54258	542580	1/2" x 6"	0.50	6.00	-	1	25
54261	542610	3/4" x 1-1/2"	0.75	1.50	-	1	25
54264	542641	3/4" x 3"	0.75	3.00	-	1	25
54268	542689	3/4" x 6"	0.75	6.00	-	1	25
54270	542702	1" / CL	1.00	1.50	-	1	10
54274	542740	1" x 3"	1.00	3.00	-	1	10
54280	542801	1-1/4" / CL	1.25	1.63	-	1	10
54281	542818	1-1/4" x 2"	1.25	2.00	-	1	25
54284	542849	1-1/4" x 3"	1.25	3.00	-	1	10
54364	543648	1-1/4" x 6"	1.25	6.00	-	1	6
54290	542900	1-1/2" / CL	1.50	1.75	-	1	10
54365	543655	1-1/2" x 6"	1.50	6.00	-	1	4
54300	543006	2" / CL	2.00	2.00	-	1	10
54304	543044	2" x 3"	2.00	3.00	-	1	6
54306	543068	2" x 4"	2.00	4.00	-	1	5
54366	543662	2" x 6"	2.00	6.00	-	1	5
54309	543099	2" x 8"	2.00	8.00	-	1	2
54355	543556	2" x 10"	2.00	10.00	-	1	2
54326	543266	3" x 4"	3.00	4.00	-	1	2

CL - Close

Model Number	UPC (0-31857)	Trade Size	Product Dimensions (inches)			Retail Pack Quantity	Master Case Quantity
			A	B	C		
Polybag							
49020	490201	1/2"	2.42	0.94	0.43	1	20
49021	490218	3/4"	2.40	1.18	0.43	1	10
Boxed - Individual UPC							
02-51522	515225	1"	2.72	1.45	0.60	1	10
51522M	111120	1"	2.72	1.45	0.60	1	10
02-51523	515232	1-1/4"	2.81	1.81	0.59	1	10
51523M	111137	1-1/4"	2.81	1.81	0.59	1	5
02-51524	515249	1-1/2"	3.03	2.05	0.71	1	5
51524M	111144	1-1/2"	3.03	2.05	0.71	1	5
02-51525	515256	2"	3.15	2.57	0.77	1	5
51525M	111151	2"	3.15	2.57	0.77	1	2

Conduit Nipple



Use:

Conduit nipples are used in conjunction with locknuts to provide a short raceway between two outlet boxes or metal enclosures.

Material:

- Zinc Die-Cast

Standards:

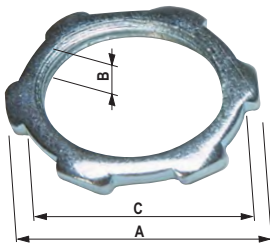
UL 514B
CSA C22.2 No. 18.3-12

Certifications:



Model Number	UPC (0-31857)	Trade Size	Product Dimensions (inches)			Retail Pack Quantity	Master Case Quantity
			A	B	C		
Polybag							
49202	492021	1/2"	0.93	0.59	0.44	1	25
49203	492038	3/4"	1.19	0.71	0.50	1	10
49204	492045	1"	1.39	0.84	0.62	1	25
49205	492052	1-1/4"	1.75	0.88	0.63	1	12
49206	492069	1-1/2"	2.13	0.91	0.63	1	10
49209	492090	2"	2.55	1.02	0.72	1	10
Boxed - Individual UPC							
02-57208	572082	2-1/2"	3.22	1.44	1.04	1	2

Conduit Locknut



Use:

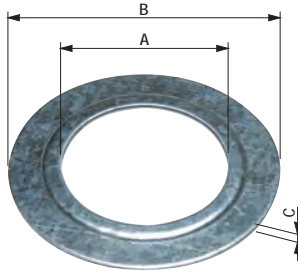
Conduit locknuts are used for securing Rigid conduit, IMC and other threaded connectors to a steel outlet box or metal enclosure.

Material:

- Zinc-Plated Steel

Model Number	UPC (0-31857)	Trade Size	Product Dimensions (inches)			Retail Pack Quantity	Master Case Quantity
			A	B	C		
Polybag							
49101	491017	1/2"	1.12	0.09	1.00	2	100
47101	471019	1/2"	1.12	0.09	1.00	3	50
45101	451011	1/2"	1.12	0.09	1.00	20	20
48102	481025	3/4"	1.39	0.10	1.25	2	50
49102	491024	3/4"	1.39	0.10	1.25	2	100
45102	451028	3/4"	1.39	0.10	1.25	20	20
47103	471033	1"	1.70	0.13	1.56	1	50
49103	491031	1"	1.70	0.13	1.56	2	50
49104	491048	1-1/4"	2.04	0.13	1.91	1	50
47104	471040	1-1/4"	2.04	0.13	1.91	2	18
49105	491055	1-1/2"	2.36	0.13	2.16	1	25
47105	471057	1-1/2"	2.36	0.13	2.16	2	15
49106	491062	2"	2.87	0.13	2.68	1	25
47106	471064	2"	2.87	0.13	2.68	2	25
49107	491079	2-1/2"	3.52	0.16	3.25	1	10
49108	491086	3"	4.13	0.16	3.95	1	10
Bulk - No Individual UPC							
55101	551018	1/2"	1.12	0.09	1.00	100	10
55102	551025	3/4"	1.39	0.10	1.25	100	10
55103	551032	1"	1.70	0.13	1.56	100	10

Reducing Washer



Use:

Reducing washers are used to reduce the size of a knockout in a steel outlet box or metal enclosure. Two reducing washers are required for each knockout.

- Embossed for self-centering

Material:

- Zinc-Plated Steel

Standards:

UL 514B
CSA C22.2 No. 18.3-12

Certifications:

UL[®] E121487

Reducing Bushing



Use:

Reducing bushings are used to reduce the entry size of threaded conduit to allow joining conduits of two different sizes.

Material:


- Zinc Die-Cast
- Zinc-Plated Steel

Standards:

Die-Cast: UL 514B
CSA C22.2 No. 18.3-12

Certifications:


Die-Cast: UL[®] E155411 SP[®] LR57925



Model Number	UPC (0-31857)	Trade Size	Product Dimensions (inches)			Retail Pack Quantity	Master Case Quantity
			A	B	C		
Polybag							
49301	493011	3/4" - 1/2"	0.87	1.44	0.04	2	50
18002	180027	3/4" - 1/2"	0.87	1.44	0.04	4	10
49302	493028	1" - 1/2"	0.87	1.75	0.04	2	25
18000	180003	1" - 1/2"	0.87	1.75	0.04	4	10
49303	493035	1" - 3/4"	1.11	1.75	0.04	2	25
18001	180010	1" - 3/4"	1.11	1.75	0.04	4	10
49305	493059	1-1/4" - 3/4"	1.11	2.19	0.04	2	15
18011	180119	1-1/4" - 1"	1.37	2.19	0.04	2	10
49306	493066	1-1/4" - 1"	1.37	2.19	0.04	2	20
49309	493097	1-1/2" - 1"	1.37	2.44	0.04	2	25
18012	180126	1-1/2" - 1-1/4"	1.72	2.44	0.04	2	10
49310	493103	1-1/2" - 1-1/4"	1.72	2.44	0.04	2	50
49314	493141	2" - 1-1/4"	1.72	3.00	0.04	2	25
49315	493158	2" - 1-1/2"	1.98	3.00	0.04	2	20
49421	494216	2-1/2" - 2"	2.46	3.50	0.04	2	25
Bulk - No Individual UPC							
55001	550011	3/4" - 1/2"	0.87	1.44	0.04	100	10

Model Number	UPC (0-31857)	Trade Size	Product Dimensions (inches)			Retail Pack Quantity	Master Case Quantity
			A	B	C		
Die-Cast							
Polybag							
49001	490010	3/4" - 1/2"	0.63	0.82	0.16	1	25
49002	490027	1" - 1/2"	0.71	1.00	0.14	1	25
49003	490034	1" - 3/4"	0.71	1.00	0.14	1	25
Steel							
Polybag							
49186	491864	1-1/4" - 1"	0.64	1.43	0.11	1	10
49080	490805	1-1/2" - 1-1/4"	0.71	1.68	0.13	1	10
Boxed - Individual UPC							
59014	590147	2" - 1-1/4"	0.81	2.10	0.16	1	10

Plastic Insulating Bushing



Use:

Plastic insulating bushings are used on the end of Rigid conduit, IMC and other threaded connectors to provide a smooth, well-rounded bearing surface to protect wires or cables.

- Rated 105°C
- Flame retardant

Material:

- Non-Metallic

Standards:

UL 514B
CSA C22.2 No. 18
NEMA FB-1


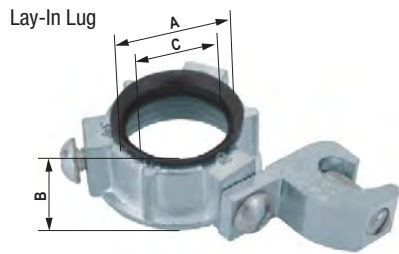
Certifications:

 us E121487

Model Number	UPC (0-31857)	Trade Size	Product Dimensions (inches)			Retail Pack Quantity	Master Case Quantity
			A	B	C		
Polybag							
49321	493219	1/2"	1.05	0.36	0.60	2	100
47321	473211	1/2"	1.05	0.36	0.60	1	50
47322	473228	3/4"	1.29	0.40	0.78	1	50
49322	493226	3/4"	1.29	0.40	0.78	2	50
49323	493233	1"	1.63	0.49	1.00	1	25
49324	493240	1-1/4"	1.93	0.48	1.30	1	25
49325	493257	1-1/2"	2.18	0.48	1.52	1	25
49326	493264	2"	2.64	0.54	1.95	1	25
49327	493271	2-1/2"	3.25	0.63	2.33	1	10
49328	493288	3"	3.90	0.68	2.90	1	10
Bulk - No Individual UPC							
55321	553210	1/2"	1.05	0.36	0.60	100	10
55322	553227	3/4"	1.29	0.40	0.78	100	10
55323	553234	1"	1.63	0.49	1.00	50	10
55326	553265	2"	2.64	0.54	1.95	50	1

WARNING:
Cancer and Reproductive Harm
www.P65Warnings.ca.gov

Insulated Grounding Bushing



Use:

Insulated metallic grounding bushings are used on the end of Rigid conduit, IMC and other threaded connectors to provide a smooth well rounded bearing surface to protect wires or cables as well as provide a means to connect a grounding conductor.

- Lay-in or feed-through lug style
- Includes nylon insulator rated 150°C

Material:

- Zinc Die-Cast
- Aluminum Lug

Standards:

UL 486A-486B & UL 467
CSA C22.2 No. 65-13 & CSA C22.2 No. 41-13

Certifications:

UL us E88878


Model Number	UPC (0-31857)	Trade Size	Product Dimensions (inches)			Retail Pack Quantity	Master Case Quantity
			A	B	C		
Lay-In Lug							
Polybag							
43381	433819	1/2"	1.04	0.50	0.54	1	10
43382	433826	3/4"	1.28	0.50	0.74	1	10
43383	433833	1"	1.54	0.59	0.96	1	10
43384	433840	1-1/4"	1.87	0.61	1.27	1	10
43385	433857	1-1/2"	2.16	0.61	1.49	1	10
43386	433864	2"	2.67	0.61	1.93	1	10

Feed-Through Lug							
Polybag							
49381	493813	1/2"	1.04	0.50	0.54	1	10
49382	493820	3/4"	1.28	0.50	0.74	1	10
49383	493837	1"	1.52	0.59	0.96	1	10
44384	443849	1-1/4"	1.87	0.61	1.27	1	10
49385	493851	1-1/2"	2.16	0.61	1.49	1	10
44386	443863	2"	2.67	0.61	1.93	1	10
45386	453862	2"	2.67	0.61	1.93	2	5
Boxed- Individual UPC							
49387	493875	2-1/2"	3.23	0.83	2.33	1	10
49388	493882	3"	3.85	0.83	2.93	1	10

Trade Size	Wire Range
1/2"	#14 - #4
3/4"	#14 - #4
1"	#14 - #4
1-1/4"	#14 - #4
1-1/2"	#14 - #2
2"	#14 - #2
2-1/2"	#14 - #1/0 (Feed-Through)
3"	#14 - #1/0 (Feed-Through)

RIGID

Box Spacer



Use:

Box spacers are used for providing a raceway between two steel outlet boxes or metal enclosures by connecting either side by side or back to back.

- Locknuts included

Material:

- Zinc Die-Cast

Standards:


UL 514B

CSA C22.2 No. 18.3-12

Certifications:

UL E155411 SB LR57925

Water Tight Conduit Hub



Use:

Water tight hubs are used to terminate rigid threaded conduit or IMC to enclosure.

- Assembled with 90°C rated insulator and rubber sealing ring
- UL listed and CSA certified for wet locations
- Meets NEMA sealing requirements for Type 2, 3R, 4, 4X, 5 and 12 rated enclosures
- Die-cast from high strength zinc alloy

Material:

- Zinc Die-Cast

Standards:

UL 514B

CSA C22.2 No. 18.3-12

Certifications:

UL E155411 SB LR57925

Model Number	UPC (0-31857)	Trade Size	Product Dimensions (inches)			Retail Pack Quantity	Master Case Quantity
			A	B	C		
Polybag							
49207	492076	1/2"	1.12	0.31	0.62	1	15
44201	442019	1/2"	1.12	0.31	0.62	3	20
49208	492083	3/4"	1.12	0.30	0.82	1	10
44202	442026	3/4"	1.12	0.30	0.82	3	5

Model Number	UPC (0-31857)	Trade Size	Product Dimensions (inches)			Retail Pack Quantity	Master Case Quantity
			A	B	C		
Polybag							
49070	490706	1/2"	1.43	1.50	0.55	1	10
44070	440701	1/2"	1.43	1.50	0.55	2	10
44071	440718	3/4"	1.68	1.50	0.74	1	10
Boxed - Individual UPC							
02-54072	540722	1"	2.00	1.81	0.94	1	10
02-54073	540739	1-1/4"	2.37	1.91	1.29	1	10
02-54074	540746	1-1/2"	2.75	1.88	1.51	1	5
02-54075	540753	2"	3.25	1.89	1.98	1	3
02-54076	540760	2-1/2"	3.78	2.60	2.41	1	2

WARNING:
Cancer and Reproductive Harm
www.P65Warnings.ca.gov

Rigid-to-Rigid Pull Elbow



Use:

Rigid-to-rigid pull elbows are used to facilitate pulling conductors through a 90° bend between two runs of threaded Rigid conduit or IMC. The removable cover gives ample access so that wire pulling can be achieved without any obstructions.

- Assembled with removable cover and gasket

Material:

- Zinc Die-Cast
- Rubber Gasket
- Stamped Aluminum Cover

Standards:

UL 514B
CSA C22.2 No. 18.3-12

Certifications:

E155411 LR57925

Model Number	UPC (0-31857)	Trade Size	Product Dimensions (inches)			Retail Pack Quantity	Master Case Quantity
			A	B	C		
Polybag							
49681	496814	1/2"	1.31	1.00	0.92	1	10
49682	496821	3/4"	1.37	1.27	1.17	1	10
Boxed - Individual UPC							
02-55683	556839	1"	1.95	1.57	1.46	1	10

WARNING:
Cancer and Reproductive Harm
www.P65Warnings.ca.gov.

RIGID

Rigid-to-Box Pull Elbow



Use:

Rigid-to-box pull elbows are used to connect threaded Rigid conduit or IMC to a box where a 90° bend is required. They facilitate pulling conductors through the bend and the removable cover gives ample access so that wire pulling can be achieved without any obstructions.

- Assembled with removable cover and gasket

Material:

- Zinc Die-Cast
- Rubber Gasket
- Stamped Aluminum Cover

Standards:

UL 514B
CSA C22.2 No. 18.3-12

Certifications:

E155411 LR57925

Model Number	UPC (0-31857)	Trade Size	Product Dimensions (inches)			Retail Pack Quantity	Master Case Quantity
			A	B	C		
Polybag							
49671	496715	1/2"	1.31	1.00	0.92	1	10
49672	496722	3/4"	1.37	1.27	1.17	1	5

WARNING:
Cancer and Reproductive Harm
www.P65Warnings.ca.gov.

Combination Pull Elbow Conduit-to-Conduit



Use:

Combination pull elbows are used to facilitate pulling conductors through a 90° bend in two runs of IMC, Rigid or steel EMT conduit. The removable cover gives ample access so that wire pulling can be achieved without any obstruction. For dry location applications.

- Set screw for EMT and threaded for Rigid conduit or IMC
- Removable aluminum cover and gasket

Material:

- Zinc Die-Cast
- Rubber Gasket
- Stamped Aluminum Cover

Standards:

UL 514B
CSA C22.2 No. 18.3-12

Certifications:

UL E155411 SB LR57925

Combination Pull Elbow Conduit-to-Box



Use:

Combination to box pull elbows are used to facilitate pulling conductors through a 90° bend in a run of IMC, Rigid or steel EMT conduit that terminates at a knockout in a metal box or enclosure. The removable cover gives ample access so that wire pulling can be achieved without any obstruction. For dry location applications.

- Set screw for EMT and threaded for Rigid conduit or IMC
- Removable aluminum cover and gasket

Material:

- Zinc Die-Cast
- Rubber Gasket
- Stamped Aluminum Cover

Standards:

UL 514B
CSA C22.2 No. 18.3-12

Certifications:

UL E155411 SB LR57925

Model Number	UPC (0-31857)	Trade Size	Product Dimensions (inches)			Retail Pack Quantity	Master Case Quantity
			A	B	C		
Polybag							
46077	460778	1/2"	1.31	1.00	0.92	1	10
46078	460785	3/4"	1.37	1.27	1.17	1	10

For EMT or Rigid Conduit
Also found on page 24

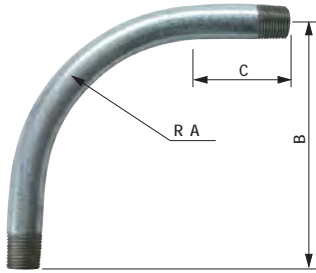
WARNING:
Cancer and Reproductive Harm
www.P65Warnings.ca.gov

Model Number	UPC (0-31857)	Trade Size	Product Dimensions (inches)			Retail Pack Quantity	Master Case Quantity
			A	B	C		
Polybag							
46074	460747	1/2"	1.31	1.00	0.92	1	10
46075	460754	3/4"	1.37	1.27	1.17	1	5

For EMT or Rigid Conduit
Also found on page 24

WARNING:
Cancer and Reproductive Harm
www.P65Warnings.ca.gov

90° Rigid Elbow



Use:

90° rigid elbows are used to connect Rigid conduit or IMC together to allow for 90° bends.

Material:

- Zinc-Plated Steel

Standards:

UL 6
CSA C22.2 No. 45.1-07

Certifications:


 us E482671

Model Number	UPC (0-31857)	Trade Size	Product Dimensions (inches)			Retail Pack Quantity	Master Case Quantity
			A	B	C		
Boxed - Individual UPC							
02-55531PE	005313	1/2"	4.02	6.38	1.50	1	5
02-55532PE	005320	3/4"	4.49	7.44	1.50	1	5
02-55533PE	005337	1"	5.75	8.84	1.89	1	6
02-55534PE	005344	1-1/4"	7.24	10.12	2.01	1	3
02-55535PE	005351	1-1/2"	8.27	11.94	2.01	1	3
02-55536PE	005368	2"	9.49	14.08	2.01	1	2
55537-PE	005375	2-1/2"	10.50	16.00	5.25	1	1
55538-PE	005382	3"	13.00	18.95	5.81	1	1

WARNING:
Cancer and Reproductive Harm
www.P65Warnings.ca.gov

RIGID

Combination Conduit Body



Use:

Combination conduit bodies are used to gain access to the interior of a raceway for wire pulling, inspection and maintenance where the raceway changes direction. Pre-assembled with two covers and gaskets for configuration as LL or LR conduit body.

- Combination type LL/LR
- Set screw for EMT and threaded for Rigid conduit or IMC
- Assembled with removable cover and gasket

Material:

- Aluminum Die-Cast
- Rubber Gasket
- Stamped Aluminum Cover

Standards:

UL 514A
CSA C22.2 No. 18.1-13

Certifications:

 us E121488

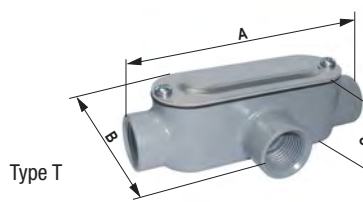

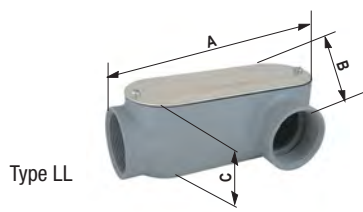
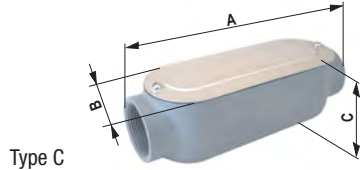

Model Number	UPC (0-31857)	Trade Size	Product Dimensions (inches)			Retail Pack Quantity	Master Case Quantity
			A	B	C		
Boxed - Individual UPC							
02-55941LLR	941017	1/2"	4.40	1.94	2.07	1	5
02-55942LLR	942014	3/4"	5.07	2.18	2.29	1	5

For EMT or Rigid Conduit
Also found on page 25

WARNING:
Cancer and Reproductive Harm
www.P65Warnings.ca.gov

Threaded Conduit Body

RIGID



Use:
 Conduit bodies are used to gain access to the interior of a raceway for wire pulling, inspection and maintenance where the raceway changes direction.
 • Assembled with removable cover and gasket

Material:
 • Aluminum Die-Cast
 • Rubber Gasket
 • Stamped Aluminum Cover


Standards:
 UL 514A & UL 514B
 CSA C22.2 No. 18.1-13 & CSA C22.2 No. 18.3-12

Certifications:
 E121488 LR57925

Model Number	UPC (0-31857)	Trade Size	Product Dimensions (inches)			Retail Pack Quantity	Master Case Quantity
			A	B	C		
Type LB							
Boxed - Individual UPC							
02-55641LB	641061	1/2"	4.30	1.30	2.40	1	10
02-55642LB	642068	3/4"	5.00	1.50	2.60	1	10
02-55643LB	643065	1"	5.80	1.80	2.90	1	5
02-55644LB	644062	1-1/4"	7.80	2.50	3.70	1	2
02-55645LB	645069	1-1/2"	7.80	2.50	3.90	1	2
02-55646LB	646066	2"	9.80	3.20	4.70	1	2
02-55647LB	647063	2-1/2"	12.83	4.44	5.35	1	1
02-55648LB	648060	3"	12.83	4.44	5.96	1	1
Type C							
Boxed - Individual UPC							
02-55641C	641030	1/2"	4.80	1.30	1.60	1	5
02-55642C	642037	3/4"	5.50	1.50	1.90	1	5
02-55643C	643034	1"	6.22	1.75	2.07	1	5
02-55644C	644031	1-1/4"	8.27	2.48	2.84	1	2
02-55645C	645038	1-1/2"	8.27	2.48	2.84	1	2
02-55646C	646035	2"	10.24	3.13	3.59	1	2
Type LL							
Boxed - Individual UPC							
02-55641LL	641023	1/2"	4.40	2.10	1.60	1	5
02-55642LL	642020	3/4"	5.10	2.30	1.90	1	5
02-55643LL	643027	1"	5.80	1.75	2.07	1	3
02-55644LL	644024	1-1/4"	7.76	2.48	2.84	1	2
02-55645LL	645021	1-1/2"	7.76	2.48	2.84	1	2
02-55646LL	646028	2"	9.84	3.13	3.59	1	2
Type LR							
Boxed - Individual UPC							
02-55641LR	641016	1/2"	4.40	2.10	1.60	1	5
02-55642LR	642013	3/4"	5.10	2.30	1.90	1	5
02-55643LR	643010	1"	5.80	1.75	2.07	1	3
02-55644LR	644017	1-1/4"	7.76	2.48	2.84	1	2
02-55645LR	645014	1-1/2"	7.76	2.48	2.84	1	2
02-55646LR	646011	2"	9.84	3.13	3.59	1	2
Type T							
Boxed - Individual UPC							
02-55641T	641078	1/2"	4.40	2.10	1.60	1	5
02-55642T	642075	3/4"	5.50	2.30	1.90	1	5
02-55643T	643072	1"	6.22	1.75	2.07	1	5
02-55644T	644079	1-1/4"	8.27	2.48	2.84	1	2
02-55645T	645076	1-1/2"	8.27	2.48	2.84	1	2
02-55646T	646073	2"	10.24	3.13	3.58	1	2

WARNING:
 Cancer and Reproductive Harm
www.P65Warnings.ca.gov

Service Entrance Ell



Use:

Service entrance ells are used for Rigid conduit or IMC to gain access to the interior of a raceway for wire pulling, inspection and maintenance.

- Mounts flush against structures
- Listed for use in wet locations
- Assembled with removable cover and fiber gasket

Material:

- Aluminum Die-Cast
- Fiber Gasket

Standards:

UL 514A & UL 514B
CSA C22.2 No. 18.1-13 & CSA C22.2 No. 18.3-12

Certifications:

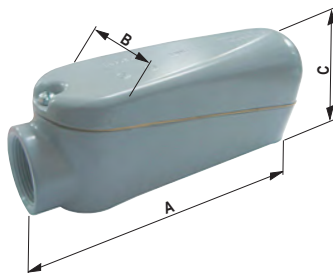
E121488 LR57925

Model Number	UPC (0-31857)	Trade Size	Product Dimensions (inches)			Retail Pack Quantity	Master Case Quantity
			A	B	C		
Boxed - Individual UPC							
02-51025	510251	1/2"	3.15	1.19	1.45	1	10
02-51026	510268	3/4"	3.57	1.52	1.77	1	5
02-51027	510275	1"	4.18	1.75	1.97	1	3
02-51028	510282	1-1/4"	5.39	2.19	2.44	1	2
02-51029	510299	1-1/2"	6.10	2.36	2.44	1	2
02-51030	510305	2"	6.61	2.87	2.93	1	2

WARNING:
Cancer and Reproductive Harm
www.P65Warnings.ca.gov

RIGID

Mogul Conduit Body (Type LB)



Use:

Mogul conduit bodies are used to gain greater access to the interior of a raceway for wire pulling, inspection and maintenance where the raceway changes direction.

- Assembled with removable cover and gasket
- Meets NEC 6x requirement
- Listed for use in wet locations

Material:

- Aluminum Die-Cast
- Fiber Gasket

Standards:

UL 514A & UL 514B
CSA C22.2 No. 18.1-13 & CSA C22.2 No. 18.3-12
NEC Article 345 & 346


Certifications:

E121488 LR57925

Model Number	UPC (0-31857)	Trade Size	Product Dimensions (inches)			Retail Pack Quantity	Master Case Quantity
			A	B	C		
Boxed - Individual UPC							
02-51128	511289	1-1/4"	9.67	2.52	4.29	1	2
02-51129	511296	1-1/2"	14.57	3.19	6.32	1	1
02-51130	511302	2"	14.57	3.19	6.32	1	1

WARNING:
Cancer and Reproductive Harm
www.P65Warnings.ca.gov

One-Hole Strap



Use:

One-hole straps are used for providing support for Rigid conduit or IMC as required by the National Electrical Code (NEC).

- Snap-on type

Material:

- Zinc-Plated Steel


Standards:

UL 2239
CSA C22.2 No. 18.4-15

Certifications:

cULus E229278 (1/2" - 2 1/2")

Two-Hole Strap



Use:

Two-hole straps are used for providing support for Rigid conduit or IMC as required by the National Electrical Code (NEC) where higher load bearing supports are desired.

- Snap-on type

Material:

- Zinc-Plated Steel

Standards:

UL 2239
CSA C22.2 No. 18.4-15

Certifications:

cULus E229278

Model Number	UPC (0-31857)	Trade Size	Product Dimensions (inches)			Retail Pack Quantity	Master Case Quantity
			A	B	C		
Polybag							
47900	479008	1/2"	1.88	0.64	0.92	3	25
49900	499006	1/2"	1.88	0.64	0.92	4	25
42900	429003	1/2"	1.88	0.64	0.92	5	25
49901	499013	3/4"	2.18	0.73	1.15	3	20
42901	429010	3/4"	2.18	0.73	1.15	5	20
49902	499020	1"	2.63	0.97	1.41	1	20
42902	429027	1"	2.63	0.97	1.41	2	15
49903	499037	1-1/4"	3.32	1.13	1.87	1	25
44903	449032	1-1/4"	3.32	1.13	1.87	4	5
49904	499044	1-1/2"	3.81	1.31	2.12	1	25
44904	449049	1-1/2"	3.81	1.31	2.12	2	5
44905	449056	2"	4.67	1.69	2.64	2	5
Boxed - Individual UPC							
55905-S	559052	2-1/2"	5.22	1.95	3.35	1	25
55906-S	559069	2-1/2"	5.22	1.95	3.35	1	25
55907-S	559076	3"	5.53	1.25	3.60	1	25
Contractor Pack							
1801	659004	1/2"	1.88	0.64	0.92	50	2
1802	659011	3/4"	2.18	0.73	1.15	25	2

Model Number	UPC (0-31857)	Trade Size	Product Dimensions (inches)			Retail Pack Quantity	Master Case Quantity
			A	B	C		
Polybag							
47830	478308	1/2"	2.48	0.62	0.87	3	25
49830	498306	1/2"	2.48	0.62	0.87	4	25
42830	428303	1/2"	2.48	0.62	0.87	5	25
49831	498313	3/4"	2.91	0.69	0.98	3	20
47831	478315	3/4"	2.91	0.69	0.98	4	20
42831	428310	3/4"	2.91	0.69	0.98	5	20
49832	498320	1"	3.37	0.75	1.30	1	20
42832	428327	1"	3.37	0.75	1.30	2	15
49833	498337	1-1/4"	4.09	0.89	1.61	1	20
42833	428334	1-1/4"	4.09	0.89	1.61	2	20
44833	448332	1-1/4"	4.09	0.89	1.61	4	20
49834	498344	1-1/2"	4.41	0.94	1.91	1	20
44834	448349	1-1/2"	4.41	0.94	1.91	2	20
49835	498351	2"	5.12	1.00	2.31	1	20
44835	448356	2"	5.12	1.00	2.31	2	15
Boxed - Individual UPC							
51907*	519070	2-1/2"	6.06	1.10	2.96	1	25
51908*	519087	3"	6.46	1.10	3.58	1	25
Bulk - No Individual UPC							
51901	519018	1/2"	2.48	0.62	0.87	50	10
51902	519025	3/4"	2.91	0.69	0.98	50	10

* Also listed for use with EMT and FMC

Clamp Back and Strap



Use:

Clamp backs and straps are used to secure and suspend IMC, Rigid or EMT conduit while providing space between the conduit and mounting surface.

- Suitable for maximum 10 ft. support interval

Material:

- Zinc-Plated Iron

Standards:

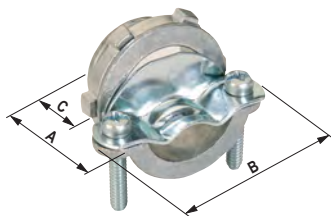
UL 2239
CSA C22.2 No. 18

Certifications:

 E229278  LR57925

Model Number	UPC (0-31857)	Trade Size	Product Dimensions (inches)			Retail Pack Quantity	Master Case Quantity
			A	B	C		
Polybag							
55140	551407	1/2"	2.30	1.05	0.96	1	10
55141	551414	3/4"	2.44	1.17	1.00	1	10
55142	551421	1"	3.02	1.27	1.31	1	10
55143	551438	1-1/4"	3.53	1.59	1.72	1	5
55144	551445	1-1/2"	3.91	1.61	2.06	1	5
55145	551452	2"	4.80	1.95	2.49	1	5

Clamp Type Connector



Use:

Clamp type connectors are used to terminate NM Sheathed cable, Flexible Cord, Oval or Round SE cables to a knockout in a dry location box or enclosure.

- Male hub threads NPS



Material:

- Zinc Die-Cast

Standards:

UL 514B
CSA C22.2 No. 18.3-12

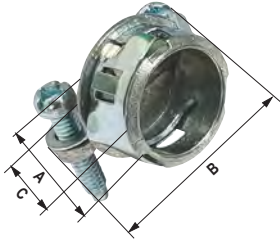
Certifications:

-  E213494 (3/8" - 1-1/4")
E155410 (1-1/2" - 2")
-  LR57925

Model Number	UPC (0-31857)	Trade Size	Product Dimensions (inches)			Retail Pack Quantity	Master Case Quantity
			A	B	C		
Polybag							
49650	496500	3/8"	0.74	1.16	0.36	1	100
18051	180515	3/8"	0.74	1.16	0.36	4	10
45650	456504	3/8"	0.74	1.16	0.36	10	20
49660	496609	3/4"	0.95	1.67	0.44	1	50
18104	181048	3/4"	0.95	1.67	0.44	2	10
44660	446604	3/4"	0.95	1.67	0.44	3	20
49663	496630	1"	1.10	1.94	0.52	1	20
44663	446635	1"	1.10	1.94	0.52	2	20
44694	446949	1-1/4"	1.25	2.18	0.63	1	20
44695	446956	1-1/2"	1.44	2.61	0.64	1	20
44696	446963	2"	1.57	2.95	0.81	1	20
Bulk - No Individual UPC							
55650	556501	3/8"	0.74	1.16	0.36	100	10
55660	556600	3/4"	0.95	1.67	0.44	50	10
55663	556631	1"	1.10	1.94	0.52	25	10
Contractor Pack							
C-500	656508	3/8"	0.74	1.16	0.36	100	2
C-750	656607	3/4"	0.95	1.67	0.44	50	2

Trade Size	Knockout Size	NM	Flexible Cord (Diameter)	SE Oval	SE Round
3/8"	1/2"	14/2 - 10/3 (One) 14/2, 12/2, 12/3, 10/2 (Two) 14/2 (Three)	0.29" - 0.45"	-	-
3/4"	3/4"	14/3, 12/3, 10/3, 8/2, 8/3, 6/2, 6/3, 4/2 (One) 14/3, 10/3 (Two)	-	0.520" x 0.610" - 0.510" x 0.800"	0.570" - 0.690"
1"	1"	12/3, 10/3 thru 4/3 (One) 10/3, 8/2, 8/3, 6/2 (Two) 8/2, 6/2 (Three)	-	0.510" x 0.800" - 0.620" x 0.975"	0.690" - 0.920"
1-1/4"	1-1/4"	4/3 - 2/3 (One)	-	0.670" x 1.060" - 0.730" x 1.235"	1.190"
1-1/2"	1-1/2"	-	-	1.150" x 0.730" - 1.410" x 0.890"	1.480"
2"	2"	-	-	0.700" x 1.200" - 0.870" x 1.460"	0.75" - 1.46"

Snap Lock® Clamp Type Connector



Use:

Snap Lock® clamp type connectors are used to terminate NM Sheathed, Flexible Cord, Oval or Round SE cables to a knockout in a dry location box or enclosure. Snap Lock® design provides:

- Faster installation - no locknut assembly

Material:

- Zinc Die-Cast

Standards:

UL 514B
CSA C22.2 No. 18.3-12


Certifications:

UL[®] E213494

Model Number	UPC (0-31857)	Trade Size	Product Dimensions (inches)			Retail Pack Quantity	Master Case Quantity
			A	B	C		
Polybag							
44655	446550	3/8"	0.86	1.17	0.39	2	25
47655	476557	3/8"	0.86	1.17	0.39	10	10
44665	446659	3/4"	1.00	1.67	0.47	2	15
Contractor Pack							
C-505	656553	3/8"	0.86	1.17	0.39	25	2

Trade Size	Knockout Size	NM	Flexible Cord (Diameter)	SE Oval	SE Round
3/8"	1/2"	14/2 - 10/3 (One) 14/2, 12/2, 12/3, 10/2 (Two) 14/2 (Three)	0.29" - 0.45"	-	-
3/4"	3/4"	14/3, 12/3, 10/3, 8/2, 8/3, 6/2, 6/3, 4/2 (One) 14/3, 10/3 (Two)	-	0.520" x 0.610" - 0.510" x 0.800"	0.570" - 0.690"

SE Clamp Type Connector



Use:

Clamp type connectors are used to terminate Oval SE cables to a knockout in a dry location box or enclosure.

Material:

- Zinc Die-Cast

Standards:

UL 514B
CSA C22.2 No. 18.3-12

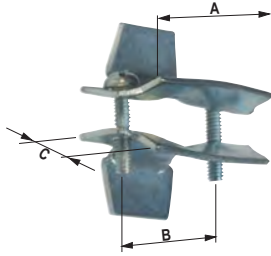
Certifications:

UL[®] E155410 S[®] LR57925

Model Number	UPC (0-31857)	Trade Size	Product Dimensions (inches)			Retail Pack Quantity	Master Case Quantity
			A	B	C		
Polybag							
44664	446642	1-1/4"	1.31	2.26	0.59	1	20
44675	446758	1-1/2"	1.33	2.85	0.62	1	20
44676	446765	2"	1.57	3.50	0.72	1	10

Trade Size	Knockout Size	SE Oval
1-1/4"	1-1/4"	0.635" x 1.065" - 0.740" x 1.250"
1-1/2"	1-1/2"	0.635" x 1.065" - 0.740" x 1.250"
2"	2"	0.875" x 1.405" - 0.875" x 1.450"

Two Piece Connector



Use:

Two piece clamp type connectors are used to terminate one or more NM Sheathed or SE cables to a knockout in a dry location box or enclosure. Also used in old work locations.

- No locknut required
- Butterfly Style


Material:

- Zinc-Plated Steel

Model Number	UPC (0-31857)	Trade Size	Product Dimensions (inches)			Retail Pack Quantity	Master Case Quantity
			A	B	C		
Polybag							
49652	496524	3/8"	1.32	0.94	0.47	1	50
44652	446529	3/8"	1.32	0.94	0.47	5	5
49654	496548	3/4"	1.73	1.22	0.63	1	50
44654	446543	3/4"	1.73	1.22	0.63	5	5

Trade Size	Knockout Size	NM	SE
3/8"	1/2"	14/2 - 10/3	14/2 - 10/3
3/4"	3/4" - 1"	8/2 - 6/2	8/2 - 6/2

EMT-to-NM Combination Coupling



Use:

Combination couplings are used to provide a transition from steel EMT conduit to NM cable in a dry location.

- Set Screw Type

Material:

- Zinc Die-Cast

Standards:

UL 514B
CSA C22.2 No. 18.3-12

Certifications:


UL E210498 SB LR57925

Model Number	UPC (0-31857)	Trade Size	Product Dimensions (inches)			Retail Pack Quantity	Master Case Quantity
			A	B	C		
Polybag							
49279	492793	1/2"	0.72	0.93	1.34	1	25
44279	442798	1/2"	0.72	0.93	1.34	2	20
Bulk - No Individual UPC							
57003	570033	1/2"	0.72	0.93	1.34	50	10
Contractor Pack							
57003M	111533	1/2"	0.72	0.93	1.34	50	1

Trade Size	EMT	NM
1/2"	1/2"	12/2

Also found on page 18

NM Cable Connector



Model Number	UPC (0-31857)	Trade Size	Product Dimensions (inches)			Retail Pack Quantity	Master Case Quantity
			A	B	C		
Polybag							
43840	438401	3/8"-1/2"	0.93	1.33	0.76	5	10
44840	448400	3/8"-1/2"	0.93	1.33	0.76	10	20
44841	448417	3/8"-1/2"	0.93	1.33	0.76	6	20

WARNING:
Cancer and Reproductive Harm
www.P65Warnings.ca.gov

Use:

NM cable connectors are used to terminate NM Sheathed cable or Flexible cord to a knockout in a dry location box or enclosure.

- Easy snap-in construction
- Wide variety of cable configurations

Material:

- Non-Metallic

Standards:

UL 514B
CSA C22.2 No. 18.3-12

Certifications:

us E213494

Trade Size	Knockout Size	NM	Flexible Cord (Diameter)
3/8"-1/2"	1/2"	14/2 - 8/2	0.29" - 0.59"

NM Cable Connector



Model Number	UPC (0-31857)	Trade Size	Product Dimensions (inches)			Retail Pack Quantity	Master Case Quantity
			A	B	C		
Polybag							
18740	187408	3/8"	0.70	1.00	-	6	10
44740	447403	3/8"	0.70	1.00	-	10	20
49740	497408	3/8"	0.70	1.00	-	1	100
49741	497415	3/4"	0.80	1.30	-	1	50
44741	447410	3/4"	0.80	1.30	-	5	20
Contractor Pack							
55740	557409	3/8"	0.70	1.00	-	100	5
55741	557416	3/4"	0.80	1.30	-	50	2

WARNING:
Cancer and Reproductive Harm
www.P65Warnings.ca.gov

Use:

NM cable connectors are used to terminate NM Sheathed cable to a knockout in a dry location box or enclosure.

- Snap-in one piece construction
- Wide variety of cable configurations

Material:

- Non-Metallic

Standards:

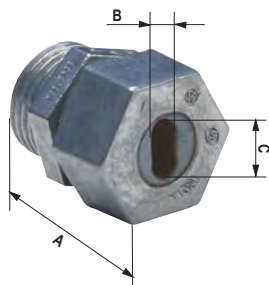
UL 514B
CSA C22.2 No. 18.3-12

Certifications:

us E213494

Trade Size	Knockout Size	NM (One Cable)	NM (Two Cables)
3/8"	1/2"	14/2 - 6/2 12/4	14/2 - 10/2
3/4"	3/4"	6/2 - 6/3	14/3 - 10/2

Underground Feeder (UF) Cable Connector



Use:

UF connectors are used to secure Underground Feeder cable to a metal enclosure or waterproof box with a threaded hub.

- Wet location approved when used with a sealing locknut (not included).

Material:

- Zinc Die-Cast

Standards:

UL 514B
CSA C22.2 No. 18.3-12

Certifications:


UL E213494 SB LR57925

Model Number	UPC (0-31857)	Trade Size	Product Dimensions (inches)			Retail Pack Quantity	Master Case Quantity
			A	B	C		
Polybag							
18820	188207	1/2"	1.26	0.22	0.44	1	10
49092	490928	1/2"	1.26	0.22	0.44	1	25
18821	188214	3/4"	1.30	0.22	0.66	1	5
49093	490935	3/4"	1.30	0.22	0.66	1	10

WARNING:
Cancer and Reproductive Harm
www.P65Warnings.ca.gov.

Trade Size	UF
1/2"	12/2
3/4"	12/3

Service Entrance Cable Connector



Use:

Service entrance cable connectors are used for sealing and terminating Oval SE cable to a threaded entry of a watertight box or enclosure.

- Wet location approved when used with a sealing locknut (not included).

Material:

- Zinc Die-Cast

Standards:

UL 514B
CSA C22.2 No. 18.3-12

Certifications:

UL E155410 SB LR57925

Model Number	UPC (0-31857)	Trade Size	Product Dimensions (inches)			Retail Pack Quantity	Master Case Quantity
			A	B	C		
Boxed - Individual UPC							
02-55760	557607	1"	1.44	0.50	0.80	1	10
02-55761	557614	1"	1.44	0.44	0.70	1	10
02-55770	557706	1-1/4"	1.99	0.57	0.94	1	6
02-55781	557812	1-1/2"	2.18	0.74	1.24	1	5
02-55793	557935	2"	2.41	0.89	1.54	1	5
02-55794	557942	2"	2.41	1.00	1.58	1	5

WARNING:
Cancer and Reproductive Harm
www.P65Warnings.ca.gov.

Trade Size	Model Number	SE Oval
1"	02-55760	0.500" x 0.800"
	02-55761	0.440" x 0.700"
1-1/4"	02-55770	0.570" x 0.940"
1-1/2"	02-55781	0.740" x 1.235"
2"	02-55793	0.850" x 1.540"
	02-55794	1.000" x 1.580"

One-Hole Midget Strap



Model Number	UPC (0-31857)	Trade Size	Product Dimensions (inches)			Retail Pack Quantity	Master Case Quantity
			A	B	C		
Polybag							
44720	447205	3/16"	0.67	0.30	0.19	50	10
44721	447212	1/4"	0.98	0.50	0.21	50	5

Also found on page 80


Use:

One-hole midget straps are used to secure bare solid copper wire to a working surface as required by the National Electric Code (NEC).

Material:

- Zinc-Plated Steel

One-Hole NM Strap



Model Number	UPC (0-31857)	Cable Size	Product Dimensions (inches)			Retail Pack Quantity	Master Case Quantity
			A	B	C		
Polybag							
49700	497002	14/2-12/2	1.40	0.50	0.36	3	50
41700	417000	14/2-12/2	1.40	0.50	0.36	10	20


Use:

One-hole straps are used to secure NM Sheathed cable as required by the National Electric Code (NEC).

Material:

- Zinc-Plated Steel

One-Hole Oval SE Strap



Use:


One-hole straps are used to secure Oval SE cable as required by the National Electric Code (NEC).

Material:

- Zinc-Plated Steel

Model Number	UPC (0-31857)	Cable Size	Product Dimensions (inches)			Retail Pack Quantity	Master Case Quantity
			A	B	C		
Polybag							
49701	497019	8/3-4/3	1.71	0.57	0.51	3	50
41701	417017	8/3-4/3	1.71	0.57	0.51	10	20
49702	497026	3/3-2/3	1.95	0.57	0.61	3	50
41702	417024	3/3-2/3	1.95	0.57	0.61	10	10
41703	417031	1-2/0	2.50	1.02	0.82	6	10
41704	417048	3/0-4/0	2.81	0.98	0.93	4	10
49704	497040	3/0-4/0	2.81	0.98	0.93	1	50

Two-Hole Oval SE Strap



Use:

Two-hole straps are used to secure Oval SE cable as required by the National Electric Code (NEC).

Material:

- Zinc-Plated Steel

Model Number	UPC (0-31857)	Cable Size	Product Dimensions (inches)			Retail Pack Quantity	Master Case Quantity
			A	B	C		
Polybag							
44711	447113	8/3-4/3	2.70	0.75	0.40	5	10
43712	437121	3/3-2/3	2.81	0.75	0.60	6	5
49732	497323	3/3-2/3	2.81	0.75	0.60	3	50
43714	437145	3/0-4/0	3.63	0.75	0.91	6	10
49734	497347	3/0-4/0	3.63	0.75	0.91	1	25

Clamp-On Service Entrance Head



Use:

Service entrance heads are used as a connecting point in an overhead service entrance and can be mounted on threaded or unthreaded Rigid, IMC or EMT conduit.

- Clamp-on type
- Phenolic insulator with multiple holes
- Listed for use in wet locations

Material:

- Aluminum Die-Cast

Standards:

UL 514B
CSA C22.2 No. 18.3-12

Certifications:


UL E121487 SB LR57925

Model Number	UPC (0-31857)	Trade Size	Product Dimensions (inches)			Retail Pack Quantity	Master Case Quantity
			A	B	C		
Boxed - Individual UPC							
02-51251	512514	1/2"	2.25	2.22	1.93	1	10
02-51252	512521	3/4"	2.48	2.51	2.20	1	10
02-51253	512538	1"	2.75	2.85	2.55	1	5
02-51254	512545	1-1/4"	3.12	2.90	2.98	1	2
02-51255	512552	1-1/2"	3.75	3.68	3.18	1	2
02-51256	512569	2"	4.34	5.28	4.61	1	3
02-51257	512576	2-1/2"	5.59	10.59	6.14	1	2
02-51258	512583	3"	6.38	10.71	6.14	1	1

Trade Size	Conduit Size	Insulator Hole Size
1/2"	1/2"	(4x) 19/64"
3/4"	3/4"	(2x) 3/8", (3x) 13/32"
1"	1"	(2x) 7/16", (3x) 1/2"
1-1/4"	1-1/4"	(2x) 27/64", (3x) 5/8"
1-1/2"	1-1/2"	(2x) 19/32", (1x) 7/16", (3x) 3/4"
2"	2"	(1x) 17/32", (2x) 3/4", (3x) 1"
2-1/2"	2-1/2"	(3x) 7/8", (1x) 1", (3x) 1-5/16"
3"	3"	(3x) 7/8", (1x) 1", (3x) 1-5/16"

WARNING:
Cancer and Reproductive Harm
www.P65Warnings.ca.gov

Service Entrance Mast Head



Use:

Service entrance caps are used as a connecting point in an overhead service entrance and can be mounted on threaded or unthreaded Rigid or IMC conduit.

- Slip fit
- Phenolic insulator with multiple holes
- Listed for use in wet locations

Material:

- Aluminum Die-Cast

Standards:

UL 514B
CSA C22.2 No. 18.3-12

Certifications:

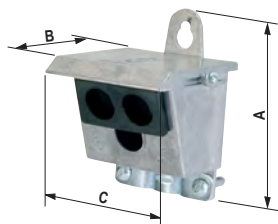
UL E121487 SB LR57925

Model Number	UPC (0-31857)	Trade Size	Product Dimensions (inches)			Retail Pack Quantity	Master Case Quantity
			A	B	C		
Boxed - Individual UPC							
02-51456	514563	2"	2.66	3.72	3.14	1	4
02-51458	514587	2-1/2"	3.12	4.57	4.20	1	2

Trade Size	Conduit Size	Insulator Hole Size
2"	2"	(2x) 27/64", (3x) 5/8"
2-1/2"	2-1/2"	(1x) 17/32", (2x) 3/4", (3x) 1"

WARNING:
Cancer and Reproductive Harm
www.P65Warnings.ca.gov

Oval Service Entrance Head



Use:

Die-cast oval service entrance caps are used as a connecting point in an overhead service entrance for Oval SE cable.

- Removable cap
- Two piece phenolic insulator
- Listed for use in dry locations

Material:

- Aluminum Die-Cast

Standards:

UL 514B
CSA C22.2 No. 18.3-12


Certifications:

UL E155410 SIRA LR57925

Model Number	UPC (0-31857)	Cable Size	Product Dimensions (inches)			Retail Pack Quantity	Master Case Quantity
			A	B	C		
Polybag							
02-51200	512002	3#8 – 3#1	2.92	2.45	3.22	1	5
02-51235	512354	3#1/0 – 3#4/0	4.48	3.40	1.97	1	5

WARNING:
Cancer and Reproductive Harm
www.P65Warnings.ca.gov

Conduit Sill Plate



Use:

Sill plates are used in conjunction with sealing compound to protect service entrance cable and to cover the hole where it enters the dwelling.

- Supplied with mounting screws
- For use with EMT conduit

Material:


- Aluminum Die-Cast

Model Number	UPC (0-31857)	Trade Size	Product Dimensions (inches)			Retail Pack Quantity	Master Case Quantity
			A	B	C		
Boxed - Individual UPC							
40591	405915	1/2" & 3/4"	2.60	2.35	0.79	1	15
40593	405939	1"	3.01	2.53	1.26	1	10
40594	405946	1-1/4"	3.78	2.61	1.57	1	25

Trade Size	No. Mounting Holes
1/2" & 3/4"	2
1"	2
1-1/4"	4
2"	4

WARNING:
Cancer and Reproductive Harm
www.P65Warnings.ca.gov

Service Entrance Cable Sill Plate



Use:

Sill plates are used in conjunction with sealing compound to protect service entrance cable and cover the hole where it enters the building.

- Supplied with mounting screws
- Two mounting holes


Material:

- Aluminum Die-Cast

Model Number	UPC (0-31857)	Cable Size	Product Dimensions (inches)			Retail Pack Quantity	Master Case Quantity
			A	B	C		
Boxed - Individual UPC							
40595	405953	3#2 - 3#4	2.95	2.68	0.87	1	10

WARNING:
Cancer and Reproductive Harm
www.P65Warnings.ca.gov.

Service Entrance Cable Sill Plate



Use:

Sill plates are used in conjunction with sealing compound to protect service entrance cable and cover the hole where it enters the building.

- Supplied with mounting screws
- Four mounting holes


Material:

- Aluminum Die-Cast

Model Number	UPC (0-31857)	Cable Size	Product Dimensions (inches)			Retail Pack Quantity	Master Case Quantity
			A	B	C		
Boxed - Individual UPC							
40596	405960	3#3/0-3#4/0	6.18	2.44	3.78	1	4
40599	405991	3#1/0-3#2/0	2.52	5.31	2.01	1	4

WARNING:
Cancer and Reproductive Harm
www.P65Warnings.ca.gov.

Standard Porcelain Wireholder



Use:


Porcelain wireholders are used in overhead services to support and secure incoming service entrance wires prior to entrance.

Material:

- Porcelain
- Steel

Model Number	UPC (0-31857)	Trade Size	Product Dimensions (inches)			Retail Pack Quantity	Master Case Quantity
			A	B	C		
Boxed - Individual UPC							
02-56030	560300	1-11/16"	3.88	1.44	2.13	1	5

Heavy Duty Porcelain Wireholder



Use:

Porcelain wireholders are used in overhead services to support and secure incoming service entrance wires prior to entrance.

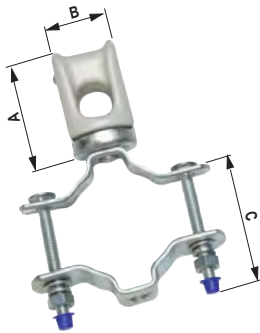
- Reinforced

Material:

- Porcelain
- Steel

Model Number	UPC (0-31857)	Trade Size	Product Dimensions (inches)			Retail Pack Quantity	Master Case Quantity
			A	B	C		
Boxed - Individual UPC							
02-56033	560331	2-1/4"	5.26	1.54	2.50	1	10
02-56036	560362	3/8" x 1/2"	3.33	1.54	0.50	1	20

Adjustable Wireholder



Use:

Porcelain wireholders are used in overhead services to support and secure incoming service entrance wires prior to entrance.

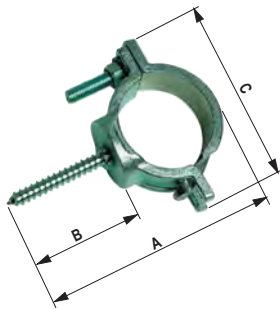
- Clamp-on
- Mounts below service entrance cap
- Adjustable from 1-1/4" to 3"

Material:

- Porcelain
- Steel

Model Number	UPC (0-31857)	Trade Size	Product Dimensions (inches)			Retail Pack Quantity	Master Case Quantity
			A	B	C		
Boxed - Individual UPC							
02-56037	560379	Adj.	2.80	1.70	3.37	1	5

Conduit Support



Use:

Conduit supports are used to secure conduit to the outside surface of a building.

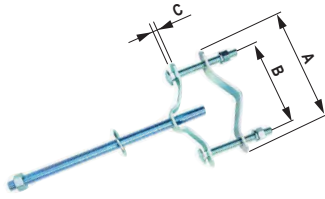
- Lag Screw Type
- For Rigid, IMC or EMT conduit

Material:

- Zinc-Plated Iron

Model Number	UPC (0-31857)	Trade Size	Product Dimensions (inches)			Retail Pack Quantity	Master Case Quantity
			A	B	C		
Boxed - Individual UPC							
02-56040	560409	2"	5.27	2.40	4.27	1	5
02-56041	560416	2-1/2"	5.68	2.40	4.86	1	5

Universal Conduit Support



Use:

Conduit supports are used to secure conduit to the outside surface of a building.


- 1/2" x 10" Stud Bolt
- For Rigid, IMC, or EMT conduit

Material:

- Steel

Model Number	UPC (0-31857)	Trade Size	Product Dimensions (inches)			Retail Pack Quantity	Master Case Quantity
			A	B	C		
Boxed - Individual UPC							
02-56042	560423	1-1/4" - 3"	5.36	4.13	0.15	1	5

Wedge Clamp Connector



Use:


Wedge clamp connectors are used to connect a triplex overhead service entrance cable to a mounting device on a building.

Material:

- Aluminum
- Stainless Steel Ball

Model Number	UPC (0-31857)	Cable Size	Product Dimensions (inches)			Retail Pack Quantity	Master Case Quantity
			A	B	C		
Boxed - Individual UPC							
51061	510619	6-2	7.40	0.60	0.85	1	10
51062	510625	4-1/0	6.20	0.78	1.30	1	5
51063	510633	2/0-4/0	7.40	0.78	1.20	1	10

AC/MC Connector



Use:

AC/MC connectors are used to terminate AC or MC to a knockout in a dry location box or enclosure.

Material:

- Zinc Die-Cast

Standards:

UL 514B
CSA C22.2 No. 18.3-12

Certifications:


 us E155411

Model Number	UPC (0-31857)	Trade Size	Product Dimensions (inches)			Retail Pack Quantity	Master Case Quantity
			A	B	C		
Polybag							
49501	495015	3/8"	0.79	0.63	0.37	1	100
18058	180584	3/8"	0.79	0.63	0.37	4	10
45501	455019	3/8"	0.79	0.63	0.37	10	15
Contractor Pack							
C-550	655013	3/8"	0.79	0.63	0.37	100	5

Trade Size	Knockout Size	Steel & Aluminum	
		AC	MC (MCI, PCS)
3/8"	1/2"	14/2 - 10/3	14/2 - 10/3

Save time and labor with a Snap Lock® version found below or a Double Snap Lock® version found on page 60

Snap Lock® AC/MC Connector



Use:

AC/MC connectors are used to terminate AC or MC to a knockout in a dry location box or enclosure.

- Faster installation with no locknut required

Material:

- Zinc Die-Cast

Standards:

UL 514B
CSA C22.2 No. 18.3-12

Certifications:


 us E155411

Model Number	UPC (0-31857)	Trade Size	Product Dimensions (inches)			Retail Pack Quantity	Master Case Quantity
			A	B	C		
Polybag							
42502	425029	3/8"	0.87	0.94	0.40	5	10
45502	455026	3/8"	0.87	0.94	0.40	2	12
Contractor Pack							
C-560	656010	3/8"	0.87	0.94	0.40	25	2

Trade Size	Knockout Size	Steel & Aluminum	
		AC	MC (MCI, PCS)
3/8"	1/2"	14/2 - 10/3	14/2 - 10/3

Tool Free Double Snap Lock® version found on page 60

Double Snap Lock® AC/MC Connector



Use:
 Double Snap Lock® AC/MC connectors are used to terminate AC, MC or FMC/RWFMC to a knockout in a dry location box or enclosure. The patented Double Snap Lock® design provides a faster installation.

- No tools required
- Robust insulator will not fall out

Material:

- Zinc Die-Cast
- Zinc-Plated Steel

Standards:

UL 514B
 CSA C22.2 No. 18.3-12

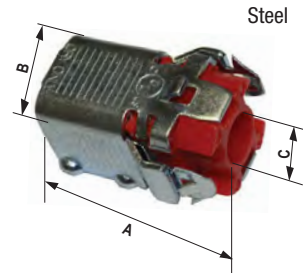
Certifications:

us E155411

AC/MC/FLEX

Model Number	UPC (0-31857)	Trade Size	Product Dimensions (inches)			Retail Pack Quantity	Master Case Quantity
			A	B	C		
Die-Cast							
Polybag							
42505	425050	3/8"	1.45	0.76	0.39	5	10
45505	455057	3/8"	1.45	0.76	0.39	2	12
Contractor Pack							
C-570	657000	3/8"	1.45	0.76	0.39	25	2

Steel							
Polybag							
45065	450656	3/8"	1.42	0.79	0.39	2	12



Trade Size	Knockout Size	Steel & Aluminum		
		FMC/RWFMC	AC	MC (MCI, MCI-A, HCF, PCS)
3/8"	1/2"	3/8"	1 1/2 - 10/3	1 1/2 - 10/3




Step 1
Snap onto cable



Step 2
Snap into box

Tool Free Double Snap Lock® Cut-In Connector for old work found on page 61

Double Snap Lock® Cut-In Connector



Use:

Double Snap Lock® cut-in connectors are used to terminate AC, MC or FMC/RWFMC to a knockout in an old work (cut-in) dry location box or enclosure. The Double Snap Lock® design provides a faster installation.

- No tools required
- Flush mount inside the box
- Robust insulator will not fall out

Material:

- Zinc Die-Cast

Standards:

UL 514B
CSA C22.2 No. 18.3-12

Certifications:

UL[®] E155411

Model Number	UPC (0-31857)	Trade Size	Product Dimensions (inches)			Retail Pack Quantity	Master Case Quantity
			A	B	C		
Polybag							
45510	455101	3/8"	1.54	1.11	1.10	2	12

Trade Size	Knockout Size	Steel & Aluminum		
		FMC/RWFMC	AC	MC (MCI, MCI-A, PCS, HCF)
3/8"	1/2"	3/8"	14/2 - 10/3	14/2 - 10/3



Step 1

Pull conduit through knockout, insert wires into fitting



Step 2

Snap conduit into the fitting



Step 3

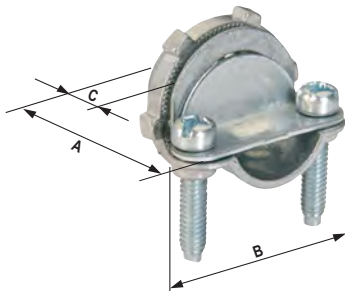
Push fitting and conduit back through knockout



Step 4

Snap into knockout from inside the box

Combination Connector



Use:

Combination connectors are used to terminate AC, MC or FMC to a knockout in a dry location box or enclosure.

Material:

- Zinc Die-Cast

Standards:

UL 514B
CSA C22.2 No. 18.3-12

Certifications:


UL[®] E155411 SB[®] LR57925

Model Number	UPC (0-31857)	Trade Size	Product Dimensions (inches)			Retail Pack Quantity	Master Case Quantity
			A	B	C		
Polybag							
49502	495022	3/8"	0.74	1.16	0.36	1	100
44002	440022	3/8"	0.74	1.16	0.36	3	20
42002	420024	3/8"	0.74	1.16	0.36	5	25
Contractor Pack							
C-510	670023	3/8"	0.74	1.16	0.36	100	2

Trade Size	Knockout Size	Steel & Aluminum			Aluminum	
		FMC	AC	MC (MCI, PCS)	MCI-A	MC-HCF
3/8"	1/2"	3/8"	14/2 - 10/2	14/2 - 10/3	14/2 - 10/3	12/2 - 10/2

Save time and labor with a Snap Lock® version found on page 62

Snap Lock® Combination Connector



Use:
 Combination connectors are used to terminate AC, MC or FMC/RWFMC to a knockout in a dry location box or enclosure.
 • Faster installation with no locknut required

Material:
 • Zinc Die-Cast

Standards:
 UL 514B
 CSA C22.2 No. 18.3-12


Certifications:
 174008

Model Number	UPC (0-31857)	Trade Size	Product Dimensions (inches)			Retail Pack Quantity	Master Case Quantity
			A	B	C		
Polybag							
42028	420284	3/8"	0.77	0.91	0.39	2	12

Trade Size	Knockout Size	Steel & Aluminum			Aluminum
		FMC/RWFMC	AC	MC (MCI, PCS)	MCI-A, HCF
3/8"	1/2"	3/8"	14/2 - 10/3	14/2 - 10/3	14/2 - 10/3

AC/MC/FLEX

Squeeze Connector



Use:

Squeeze connectors are used to terminate AC, MC or FMC/RWFMC to a knockout in a dry location box or enclosure.

Material:

- Zinc Die-Cast

Standards:

UL 514B
CSA C22.2 No. 18.3-12

Certifications:

E155411 LR57925

Model Number	UPC (0-31857)	Trade Size	Product Dimensions (inches)			Retail Pack Quantity	Master Case Quantity
			A	B	C		
Polybag							
49401	494018	3/8"	1.00	0.41	0.62	1	30
49407	494070	1/2"	1.50	0.50	0.99	1	25
44407	444075	1/2"	1.50	0.50	0.99	3	20
49408	494087	3/4"	1.59	0.50	1.18	1	25
44408	444082	3/4"	1.59	0.50	1.18	3	20
Boxed - Individual UPC							
02-55410	554101	1"	1.75	0.55	1.44	1	10
02-55412	554125	1-1/4"	1.90	0.61	1.76	1	10
02-55414	554149	1-1/2"	2.03	0.61	2.06	1	10
02-55416	554163	2"	2.10	0.61	2.55	1	10
Contractor Pack							
55401M	111397	3/8"	1.00	0.41	0.62	50	1
SC-50	654078	1/2"	1.50	0.50	0.99	25	2
55408M	111540	3/4"	1.59	0.50	1.18	25	1

Trade Size	Knockout Size	Steel	Steel & Aluminum		
		FMC/RWFMC	FMC/RWFMC	AC	MC (MCI)
3/8"	1/2"	-	3/8"	12/2 - 10/3	12/2 - 10/3
1/2"	1/2"	-	1/2"	6/3	6/3
3/4"	3/4"	3/4"	-	-	-
1"	1"	1"	-	-	-
1-1/4"	1-1/4"	1-1/4"	-	-	-
1-1/2"	1-1/2"	1-1/2"	-	-	-
2"	2"	2"	-	-	-

Insulated Squeeze Connector



Use:

Squeeze connectors are used to terminate AC, MC or FMC/RWFMC to a knockout in a dry location box or enclosure.

- Insulated

Material:

- Zinc Die-Cast

Standards:

UL 514B
CSA C22.2 No. 18.3-12


Certifications:

E155411 LR57925

Model Number	UPC (0-31857)	Trade Size	Product Dimensions (inches)			Retail Pack Quantity	Master Case Quantity
			A	B	C		
Polybag							
69401	694012	3/8"	1.08	0.49	0.62	1	30
69407	694074	1/2"	1.58	0.58	0.99	1	25
69408	694081	3/4"	1.68	0.58	1.18	1	25

Trade Size	Knockout Size	Steel	Steel & Aluminum		
		FMC/RWFMC	FMC/RWFMC	AC	MC (MCI)
3/8"	1/2"	-	3/8"	12/2 - 10/3	12/2 - 10/3
1/2"	1/2"	-	1/2"	6/3	6/3
3/4"	3/4"	3/4"	-	-	-

90° Squeeze Connector



Use:

90° squeeze connectors are used to terminate AC, MC or FMC/RWFMC to a knockout in a metal box or enclosure where a 90° bend is required. For dry location applications.

Material:

- Zinc Die-Cast

Standards:

UL 514B
CSA C22.2 No. 18.3-12

Certifications:


UL E155411 SR LR57925

Model Number	UPC (0-31857)	Trade Size	Product Dimensions (inches)			Retail Pack Quantity	Master Case Quantity
			A	B	C		
Polybag							
49801	498016	3/8"	1.18	1.29	0.39	1	50
44801	448011	3/8"	1.18	1.29	0.39	2	20
49804	498047	1/2"	1.51	1.63	0.44	1	20
49806	498061	3/4"	1.65	1.89	0.43	1	6
Boxed - Individual UPC							
02-55807	558079	1"	2.13	2.30	0.53	1	10
02-55808	558086	1-1/4"	3.01	2.70	0.59	1	10
02-55809	558093	1-1/2"	4.80	3.59	0.71	1	4
02-55810	558109	2"	4.80	3.59	0.71	1	4
Bulk - No Individual UPC							
55804	558048	1/2"	1.51	1.63	0.44	25	10
55806	558062	3/4"	1.65	1.89	0.43	10	10
Contractor Pack							
55801M	111410	3/8"	1.18	1.29	0.39	50	1
55804M	111519	1/2"	1.51	1.63	0.44	50	1

Trade Size	Knockout Size	Steel & Aluminum		
		FMC/RWFMC	AC	MC
3/8"	1/2"	3/8"	14/2 - 10/3	14/2 - 10/3 (MCI & PCS) 10/3 - 10/4 (MCI-A & HCF)
1/2"	1/2"	1/2"	8/2 - 8/3	8/2 - 8/3 (MCI)
3/4"	3/4"	3/4"	-	-
1"	1"	1"	-	-
1-1/4"	1-1/4"	1-1/4"	-	-
1-1/2"	1-1/2"	1-1/2"	-	-
2"	2"	2"	-	-

Tool Free Double Snap Lock® version found on page 65

Insulated 90° Squeeze Connector



Use:

90° squeeze connectors are used to terminate AC, MC or FMC/RWFMC to a knockout in a metal box or enclosure where a 90° bend is required. For dry location applications.

- Insulated

Material:

- Zinc Die-Cast

Standards:

UL 514B
CSA C22.2 No. 18.3-12

Certifications:

UL E155411 SR LR57925

Model Number	UPC (0-31857)	Trade Size	Product Dimensions (inches)			Retail Pack Quantity	Master Case Quantity
			A	B	C		
Polybag							
69801	698010	3/8"	1.18	1.30	0.46	1	50
69804	698041	1/2"	1.51	1.63	0.51	1	20
69806	698065	3/4"	1.65	1.89	0.51	1	20

Trade Size	Knockout Size	Steel & Aluminum		
		FMC/RWFMC	AC	MC
3/8"	1/2"	3/8"	14/2 - 10/3	14/2 - 10/3 (MCI & PCS) 10/3 - 10/4 (MCI-A & HCF)
1/2"	1/2"	1/2"	8/2 - 8/3	8/2 - 8/3 (MCI)
3/4"	3/4"	3/4"	-	-

Double Snap Lock® 90° Squeeze Connector



Model Number	UPC (0-31857)	Trade Size	Product Dimensions (inches)			Retail Pack Quantity	Master Case Quantity
			A	B	C		
Polybag							
49815	498153	3/8"	1.37	1.73	-	2	6
49816	498160	1/2"	1.68	2.06	-	1	12

Trade Size	Knockout Size	Steel & Aluminum			Aluminum
		FMC/RWFMC	AC	MC	MC
3/8"	1/2"	3/8"	14/2 - 10/3	14/2 - 10/3	14/2 - 10/3
1/2"	1/2"	1/2"	8/2 - 8/3	8/2 - 8/3 (MCI)	8/2 - 8/3 (MCI-A)

Use:

Double Snap Lock® 90° squeeze connectors are used to terminate AC, MC or FMC/RWFMC to a knockout in a metal box or enclosure where a 90° bend is required. The patented Double Snap Lock® design provides a faster installation. For dry location applications.

- No tools required
- Robust insulator will not fall out

Material:

- Zinc Die-Cast

Standards:

UL 514B
CSA C22.2 No. 18.3-12

Certifications:

cUL_{us} E155411




Step 1
Insert cable



Step 2
Bend to fit




Step 3
Snap closed



Step 4
Snap into box

Duplex Connector



Use:

Duplex connectors are used to terminate two runs of AC, MC or FMC/RWFMC to a knockout in a dry location box or enclosure.

- Clamp type
- Single screw

Material:

- Zinc Die-Cast


Standards:

UL 514B
CSA C22.2 No. 18.3-12

Certifications:

UL E155411 SB LR57925

Snap Lock® Duplex Connector



Use:

Snap Lock® duplex connectors are used to terminate two runs of AC, MC or FMC/RWFMC to a knockout in a dry location box or enclosure.

- Faster installation with no locknut required

Material:

- Zinc Die-Cast

Standards:

UL 514B
CSA C22.2 No. 18.3-12

Certifications:

UL_{us} E155411

Model Number	UPC (0-31857)	Trade Size	Product Dimensions (inches)			Retail Pack Quantity	Master Case Quantity
			A	B	C		
Polybag							
18630	186302	3/8"	1.60	1.49	0.42	1	5
49630	496302	3/8"	1.60	1.49	0.42	1	20

Trade Size	Knockout Size	Steel & Aluminum			Aluminum	
		FMC/RWFMC	AC	MC (MCI, MC-PCS)	MCI-A	HCF
3/8"	1/2"	3/8"	14/2 - 10/3	14/2 - 10/3	14/2 - 10/3	12/2 - 10/2


Save time and labor with a Snap Lock® version found below or a Double Snap Lock® version found on page 67

Model Number	UPC (0-31857)	Trade Size	Product Dimensions (inches)			Retail Pack Quantity	Master Case Quantity
			A	B	C		
Polybag							
49631	496319	3/8"	1.64	1.45	0.41	1	12

Trade Size	Knockout Size	Steel & Aluminum			Aluminum
		FMC/RWFMC	AC	MC (MCI, MCI-A, PCS)	HCF
3/8"	1/2"	3/8"	14/2 - 10/3	14/2 - 10/3	12/2 - 10/2

Tool Free Double Snap Lock® version found on page 67

Double Snap Lock® Duplex Connector



Use:

Double Snap Lock® duplex connectors are used to terminate two runs of AC, MC or FMC/RWFMC to a knockout in a dry location box or enclosure. The patented Double Snap Lock® design provides a faster installation.

- No tools required
- Robust insulator will not fall out

Material:

- Zinc Die-Cast

Standards:

UL 514B
CSA C22.2 No. 18.3-12

Certifications:

c  us E155411

Model Number	UPC (0-31857)	Trade Size	Product Dimensions (inches)			Retail Pack Quantity	Master Case Quantity
			A	B	C		
Polybag							
49635	496357	3/8"	2.10	1.49	0.40	1	12

Trade Size	Knockout Size	Steel & Aluminum		
		FMC/RWFMC	AC	MC (MCI, MCI-A, HCF, PCS)
3/8"	1/2"	3/8"	14/2 - 10/3	14/2 - 10/3



Step 1
Insert cable




Step 2
Snap closed



Step 3
Snap into box

Saddle Connector



Use:

Saddle connectors are used to terminate NM, AC or MC to a knockout in a dry location box or enclosure.

Material:

- Zinc Die-Cast


Standards:

UL 514B
CSA C22.2 No. 18.3-12

Certifications:

cUL_{us} E155411 SP® LR57925

Snap Lock® Saddle Connector



Use:

Snap Lock® saddle connectors are used to terminate NM, AC or MC to a knockout in a dry location box or enclosure.

- Faster installation with no locknut required

Material:

- Zinc Die-Cast

Standards:

UL 514B
CSA C22.2 No. 18.3-12

Certifications:

cUL_{us} E155411

Model Number	UPC (0-31857)	Trade Size	Product Dimensions (inches)			Retail Pack Quantity	Master Case Quantity
			A	B	C		
Polybag							
49503	495039	3/8"	0.90	1.61	0.90	1	20
44503	445034	3/8"	0.90	1.61	0.90	5	10
Bulk - No Individual UPC							
55503	555030	3/8"	0.90	1.61	0.90	50	10


Trade Size	Knockout Size	NM Cable	Steel & Aluminum		Aluminum
			AC	MC (MCI, MC-PCS)	MC (MCI-A, HCF)
3/8"	1/2"	12/2 - 10/3	14/2 - 10/3	0.475" - 0.600" (Steel) 0.468" - 0.610" (Aluminum)	0.452" - 0.538"

Save time and labor with a Snap Lock® version found below

Model Number	UPC (0-31857)	Trade Size	Product Dimensions (inches)			Retail Pack Quantity	Master Case Quantity
			A	B	C		
Polybag							
49504	495046	3/8"	1.65	1.04	0.93	1	25

Trade Size	Knockout Size	NM Cable	Steel & Aluminum		Aluminum
			AC	MC (MCI, MC-PCS)	MC (MCI-A, HCF)
3/8"	1/2"	12/2 - 10/3	14/2 - 10/3	0.475" - 0.600" (Steel) 0.468" - 0.610" (Aluminum)	0.452" - 0.538"

Snap-In Flex Connector



Use:

Snap-in connectors are used to terminate AC, MC or FMC/RWFMC to a knockout in a dry location box or enclosure.

- No tools required when connecting to box
- Insulated

Material:

- Zinc-Plated Steel

Standards:

UL 514B
CSA C22.2 No. 18.3-12


Certifications:

UL^{us} E155411

Model Number	UPC (0-31857)	Trade Size	Product Dimensions (inches)			Retail Pack Quantity	Master Case Quantity
			A	B	C		
Polybag							
44440	444402	1/2"	1.33	0.98	1.72	3	10
44441	444419	3/4"	1.65	1.34	2.02	2	10
Contractor Pack							
AMC-50	637507	1/2"	1.33	0.98	1.72	50	2
AMC-75	637750	3/4"	1.65	1.34	2.02	25	2

Trade Size	Knockout Size	Steel & Aluminum		
		FMC/RWFMC	AC	MC (MCI, MCI-A, PCS, HCF)
1/2"	1/2"	3/8"	14/2 - 10/3	14/2 - 10/3
3/4"	3/4"	3/8" & 1/2"	10/3 - 6/3	10/3 - 6/3

Duplex Snap-In Flex Connector



Use:

Duplex snap-in connectors are used to terminate two runs of AC, MC or FMC/RWFMC to a knockout in a dry location box or enclosure.

- No tools required when connecting to box
- Insulated

Material:

- Zinc-Plated Steel

Standards:

UL 514B
CSA C22.2 No. 18.3-12


Certifications:

UL^{us} E155411

Model Number	UPC (0-31857)	Trade Size	Product Dimensions (inches)			Retail Pack Quantity	Master Case Quantity
			A	B	C		
Polybag							
44450	444501	1/2"	1.66	1.76	0.89	2	12

Trade Size	Knockout Size	Steel & Aluminum		
		FMC/RWFMC	AC	MC (MCI, MCI-A, PCS, HCF)
1/2"	1/2"	3/8"	14/2 - 10/3	14/2 - 10/3

Screw-In Connector



Use:
Screw-in type connectors are used to terminate FMC to a knockout in a dry location box or enclosure.

- Screws into conduit

Material:

- Zinc Die-Cast

Standards:

UL 514B
CSA C22.2 No. 18.3-12

Certifications:

E155411 LR57925

Model Number	UPC (0-31857)	Trade Size	Product Dimensions (inches)			Retail Pack Quantity	Master Case Quantity
			A	B	C		
Polybag							
49009	490096	3/8"	1.28	0.92	0.46	1	50
42009	420093	3/8"	1.28	0.92	0.46	2	25
18129	181291	3/8"	1.28	0.92	0.46	4	10
49010	490102	1/2"	1.35	0.92	0.41	1	50
18130	181307	1/2"	1.35	0.92	0.41	4	10
44010	440107	1/2"	1.35	0.92	0.41	5	20
49011	490119	3/4"	1.61	1.13	0.39	1	20
18131	181314	3/4"	1.61	1.13	0.39	2	5
Boxed - Individual UPC							
02-56012	560126	1"	1.93	1.36	0.54	1	10
02-57013	570132	1-1/4"	2.13	1.75	0.61	1	10
02-57014	570149	1-1/2"	2.32	2.11	0.63	1	10
02-57015	570156	2"	2.56	2.67	0.76	1	10
Bulk - No Individual UPC							
56009	560096	3/8"	1.28	0.92	0.46	50	10
56010	560102	1/2"	1.35	0.92	0.41	50	10
56011	560119	3/4"	1.61	1.13	0.39	25	10
Contractor Pack							
GC-38	660093	3/8"	1.28	0.92	0.46	50	2
GC-50	660109	1/2"	1.35	0.92	0.41	50	2
GC-75	660116	3/4"	1.61	1.13	0.39	25	2

Trade Size	Knockout Size	Steel
		FMC
3/8"	1/2"	3/8"
1/2"	1/2"	1/2"
3/4"	3/4"	3/4"
1"	1"	1"

Trade Size	Knockout Size	Steel
		FMC
1-1/4"	1-1/4"	1-1/4"
1-1/2"	1-1/2"	1-1/2"
2"	2"	2"

Save time and labor with a Snap Lock® version found on page 71

Insulated Screw-In Connector



Use:
Screw-in type connectors are used to terminate FMC to a knockout in a dry location box or enclosure.

- Insulated
- Screws into conduit

Material:

- Zinc Die-Cast

Standards:

UL 514B
CSA C22.2 No. 18.3-12


Certifications:

E155411 LR57925

Model Number	UPC (0-31857)	Trade Size	Product Dimensions (inches)			Retail Pack Quantity	Master Case Quantity
			A	B	C		
Polybag							
69335	693350	3/8"	1.36	0.92	0.46	1	50

Trade Size	Knockout Size	Steel
		FMC
3/8"	1/2"	3/8"

Snap Lock® Screw-In Connector



Use:

Snap Lock® screw-in type connectors are used to terminate FMC/RWFMC to a knockout in a dry location box or enclosure.

- Faster installation with no locknut required
- Screws into conduit

Material:

- Zinc Die-Cast

Standards:

UL 514B
CSA C22.2 No. 18.3-12


Certifications:

UL[®] E155411

Model Number	UPC (0-31857)	Trade Size	Product Dimensions (inches)			Retail Pack Quantity	Master Case Quantity
			A	B	C		
Polybag							
49170	491703	3/8"	1.19	0.83	0.40	1	25
42170	421700	3/8"	1.19	0.83	0.40	2	20
49171	491710	1/2"	1.27	0.83	0.40	1	25
Contractor Pack							
GC-138	656027	3/8"	1.18	1.30	0.39	25	2

Trade Size	Knockout Size	Steel & Aluminum
		FMC/RWFMC
3/8"	1/2"	3/8"
1/2"	1/2"	1/2"

Screw-In Coupling



Use:

Screw-in type couplings are used to join two lengths of FMC where minimum spacing between conduit is desired. For dry location applications.

- Screws into conduit

Material:

- Zinc Die-Cast

Standards:

UL 514B
CSA C22.2 No. 18.3-12


Certifications:

UL[®] E155411 SB[®] LR57925

Model Number	UPC (0-31857)	Trade Size	Product Dimensions (inches)			Retail Pack Quantity	Master Case Quantity
			A	B	C		
Polybag							
18127	181277	1/2"	1.79	0.92	0.20	1	10
49013	490133	1/2"	1.79	0.92	0.20	1	20
18128	181284	3/4"	2.11	1.13	0.22	1	10
49014	490140	3/4"	2.11	1.13	0.22	1	25
44014	440145	3/4"	2.11	1.13	0.22	5	20
Boxed - Individual UPC							
02-56015	560157	1"	2.42	1.36	0.31	1	10
02-56016	560164	1-1/4"	2.76	1.75	0.31	1	10
02-56017	560171	1-1/2"	3.07	2.11	0.31	1	10
02-56018	560188	2"	3.28	2.67	0.31	1	10
Bulk - No Individual UPC							
56013	560133	1/2"	1.79	0.92	0.20	50	10
56014	560140	3/4"	2.11	1.13	0.22	25	10

Trade Size	Knockout Size	Steel & Aluminum
		FMC/RWFMC
3/8"	1/2"	3/8"
1/2"	1/2"	1/2"
3/4"	3/4"	3/4"
1"	1"	1"
1-1/4"	1-1/4"	1-1/4"
1-1/2"	1-1/2"	1-1/2"
2"	2"	2"

Set Screw Flex Connector



Use:

Set screw flex connectors are used to terminate FMC/RWFMC to a knockout in a dry location box or enclosure.

Material:

- Zinc Die-Cast

Standards:

UL 514B
CSA C22.2 No. 18.3-12


Certifications:

E155411 LR57925

Model Number	UPC (0-31857)	Trade Size	Product Dimensions (inches)			Retail Pack Quantity	Master Case Quantity
			A	B	C		
Polybag							
49090	490904	1/2"	0.96	1.48	0.40	1	12
44090	440909	1/2"	0.96	1.48	0.40	3	20
44091	440916	3/4"	1.15	1.55	0.49	3	5

Trade Size	Knockout Size	Steel
		FMC/RWFMC
1/2"	1/2"	1/2"
3/4"	3/4"	3/4"

Insulated Set Screw Flex Connector



Use:

Set screw flex connectors are used to terminate FMC/RWFMC to a knockout in a dry location box or enclosure.

- Insulated

Material:

- Zinc Die-Cast

Standards:

UL 514B
CSA C22.2 No. 18.3-12


Certifications:

E155411 LR57925

Model Number	UPC (0-31857)	Trade Size	Product Dimensions (inches)			Retail Pack Quantity	Master Case Quantity
			A	B	C		
Polybag							
69090	690908	1/2"	0.96	1.55	0.40	1	25

Trade Size	Knockout Size	Steel
		FMC/RWFMC
1/2"	1/2"	1/2"

EMT-to-Flex Coupling



Use:

Combination couplings are used to provide a transition from steel EMT conduit to Flexible Metal Conduit. For dry location applications.

- Set screw type

Material:

- Zinc Die-Cast

Standards:

UL 514B
CSA C22.2 No. 18.3-12


Certifications:

UL E210498 SPS LR57925

Model Number	UPC (0-31857)	Trade Size	Product Dimensions (inches)			Retail Pack Quantity	Master Case Quantity
			A	B	C		
Polybag							
49280	492809	1/2"	0.72	0.93	1.53	1	15
49281	492816	3/4"	0.93	1.16	1.91	1	10
Bulk - No Individual UPC							
55280	552800	1/2"	0.72	0.93	1.53	25	10
55281	552817	3/4"	0.93	1.16	1.91	25	10

Also found on page 19

EMT-to-Flex Coupling



Use:

Combination couplings are used to provide a transition from steel EMT conduit to Flexible Metal Conduit. For dry location applications.

- Compression type

Material:

- Zinc Die-Cast

Standards:

UL 514B
CSA C22.2 No. 18.3-12


Certifications:

UL E155411 SPS LR57925

Model Number	UPC (0-31857)	Trade Size	Product Dimensions (inches)			Retail Pack Quantity	Master Case Quantity
			A	B	C		
Polybag							
49289	492892	1/2"	1.40	0.98	0.15	1	15
49290	492908	3/4"	1.52	1.23	0.21	1	10
49291	492915	1"	1.99	1.52	0.31	1	5
Bulk - No Individual UPC							
55289	552893	1/2"	1.40	0.98	0.15	50	10
55290	552909	3/4"	1.52	1.23	0.21	25	10
55291	552916	1"	1.99	1.52	0.31	25	10

Also found on page 19

One-Hole Flex Strap



Use:

One-hole flex straps are used to provide support for runs of FMC, AC or MC as required by the National Electric Code (NEC).

- Snap-on type


Material:

- Zinc-Plated Steel

Model Number	UPC (0-31857)	Trade Size	Product Dimensions (inches)			Retail Pack Quantity	Master Case Quantity
			A	B	C		
Polybag							
47919	479190	3/8"	1.12	0.50	0.53	3	50
44919	449193	3/8"	1.12	0.50	0.53	10	20
Contractor Pack							
55919M	111526	3/8"	1.12	0.50	0.53	100	2
55919	559199	3/8"	1.12	0.50	0.53	100	2

Trade Size	Steel & Aluminum		
	FMC	AC	MC
3/8"	3/8"	14/2 - 10/2	14/2 - 10/2

Anti-Short Bushing



Use:

Anti-short bushings are inserted into the end of AC or FMC in order to protect the conductors from the sharp edges of the raceway where cut.

Material:

- Non-Metallic

Standards:

UL 514B
CSA C22.2 No. 18.3-12

Certifications:

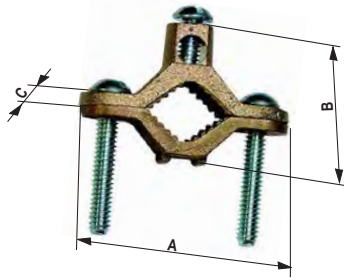
US E121487

Model Number	UPC (0-31857)	Trade Size	Product Dimensions (inches)			Retail Pack Quantity	Master Case Quantity
			A	B	C		
Polybag							
02-55035	550356	0	0.39	0.35	-	35	20
02-55036	550363	1	0.45	0.41	-	35	20
02-55037	550370	2	0.59	0.54	-	35	20
02-55038	550387	3	0.78	0.73	-	20	10
02-55039	550394	4	0.99	0.94	-	16	10

WARNING:
Cancer and Reproductive Harm
www.P65Warnings.ca.gov.

Trade Size	Steel & Aluminum	
	FMC	AC
0	5/16"	14/2, 14/3, 12/2
1	3/8"	14/4, 12/3, 6/1, 4/1
2	7/16"	12/4, 10/2, 10/3, 2/1
3	1/2"	10/4, 8/2, 8/3, 1/1
4	3/4"	8/4, 6/4, 6/3, 6/2, 4/3, 4/2

Ground Clamp



Use:

Ground clamps are used to connect bare or insulated copper wire to copper or galvanized steel water pipe.

Material:

- Copper Alloy

Standards:

UL 467
CSA C22.2 No. 41
NEC Article 250

Certifications:

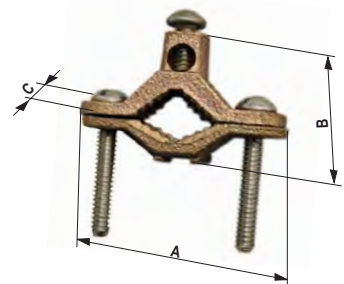


Model Number	UPC (0-31857)	Trade Size	Product Dimensions (inches)			Retail Pack Quantity	Master Case Quantity
			A	B	C		
Polybag							
41309	413095	1/2"-1"	2.25	1.38	0.63	1	20
41311	413118	1-1/4"-2"	3.56	2.13	0.72	1	6
Boxed - Individual UPC							
51313	513139	2-1/2"-4"	6.34	3.65	0.97	1	4

Trade Size	Pipe Range	Wire Range	Rebar Range	Copper Rod Range
1/2" - 1"	1/2" - 1"	#10 - #2	5/8" - 3/4"	1/2" - 1"
1-1/4" - 2"	1-1/4" - 2"	#10 - #2	-	-
2-1/2" - 4"	2-1/2" - 4"	#10 - #2	-	-

WARNING:
Cancer and Reproductive Harm
www.P65Warnings.ca.gov

Ground Clamp for Direct Burial



Use:

Ground clamps are used to connect bare or insulated copper wire to copper or galvanized steel water pipe.

- Suitable for direct burial in ground and concrete

Material:

- Copper Alloy

Standards:

UL 467
CSA C22.2 No. 41
NEC Article 250

Certifications:



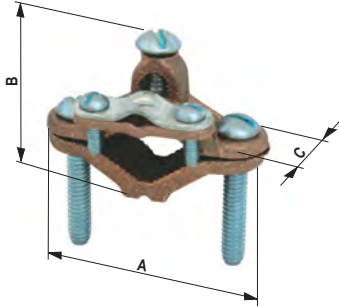
Model Number	UPC (0-31857)	Trade Size	Product Dimensions (inches)			Retail Pack Quantity	Master Case Quantity
			A	B	C		
Polybag							
41310*	413101	1/2"-1"	2.25	1.38	0.63	1	10
41313**	413132	1/2"-1"	2.25	1.38	0.63	1	10

* Stainless Steel Screws
**Bronze Screws

Trade Size	Pipe Range	Wire Range	Rebar Range	Copper Rod Range
1/2" - 1"	1/2" - 1"	#10 - #2	5/8" - 3/4"	1/2" - 1"

WARNING:
Cancer and Reproductive Harm
www.P65Warnings.ca.gov

Ground Clamp for Armored Wire



Use:
Ground clamps are used to connect bare or armored copper wire to galvanized steel water pipe. Pressure bar grips armored wire insulation to decrease chances of grounding conductor being pulled out. Can be used with copper ground rod.

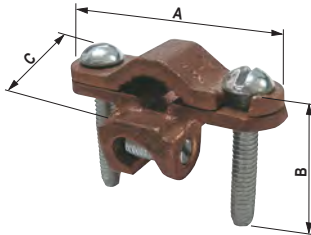
- For copper rod 1/2"-1"

Material:
• Copper Alloy

Standards:
UL 467
CSA C22.2 No. 41
NEC Article 250

Certifications:
 E88878
  LR57925

Ground Clamp with Lay-In Lug



Use:
Ground clamps with lay-in lug are used to connect a ground wire in Rigid conduit or Rebar to copper or galvanized steel water pipe.

- Suitable for direct burial in ground and concrete

Material:
• Copper Alloy

Standards:
UL 467
CSA C22.2 No. 41
NEC Article 250

Certifications:
 us E88878

US Patent No.:
6976857

Model Number	UPC (0-31857)	Trade Size	Product Dimensions (inches)			Retail Pack Quantity	Master Case Quantity
			A	B	C		
Polybag							
41409	414092	1/2" - 1"	2.25	1.35	0.67	1	12

Trade Size	Pipe Range	Wire Range	Copper Rod Range
1/2" - 1"	1/2" - 1"	#8 - #4	1/2" - 1"

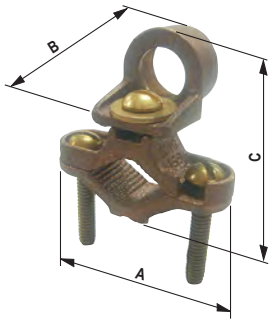
⚠ WARNING:
Cancer and Reproductive Harm
www.P65Warnings.ca.gov

Model Number	UPC (0-31857)	Trade Size	Product Dimensions (inches)			Retail Pack Quantity	Master Case Quantity
			A	B	C		
Polybag							
42309	423094	3/8" - 1"	2.28	1.50	0.95	1	20

Trade Size	Pipe Range	Wire Range	Rebar Range
3/8" - 1"	1/2" - 1"	#10 - #2	3/8" - 1"

⚠ WARNING:
Cancer and Reproductive Harm
www.P65Warnings.ca.gov

Ground Clamp with Hub



Use:

Ground clamps with hub are used to connect a ground wire in Rigid conduit to copper or galvanized steel water pipe.

- 1/2" threaded hub mounts to Rigid conduit or IMC

Material:

- Copper Alloy

Standards:

UL 467
CSA C22.2 No. 41
NEC Article 250

Certifications:

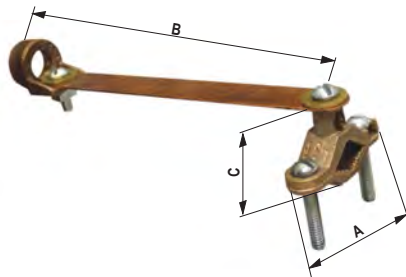


Model Number	UPC (0-31857)	Trade Size	Product Dimensions (inches)			Retail Pack Quantity	Master Case Quantity
			A	B	C		
Polybag							
44509	445096	1/2" - 1"	2.25	1.26	2.04	1	20

Trade Size	Pipe Range	Wire Range	Conduit Size
1/2" - 1"	1/2" - 1"	#8 - #4	1/2"

WARNING:
Cancer and Reproductive Harm
www.P65Warnings.ca.gov

Ground Clamp with Strap



Use:

Ground clamps with strap are used to connect a ground wire in Rigid conduit or IMC to copper or galvanized steel water pipe.

- 7" copper strap protects conduit system from the effects of vibrations in water system
- Threaded hub mounts to Rigid conduit or IMC

Material:

- Copper Alloy
- Copper Strap

Standards:

UL 467
CSA C22.2 No. 41
NEC Article 250

Certifications:




Model Number	UPC (0-31857)	Trade Size	Product Dimensions (inches)			Retail Pack Quantity	Master Case Quantity
			A	B	C		
Boxed - Individual UPC							
51510	515102	1/2" - 1"	2.25	7.04	1.38	1	10
51511	515119	1/2" - 1"	2.25	7.25	1.38	1	10

Trade Size	Model#	Pipe Range	Wire Range	Conduit Hub Size
1/2" - 1"	51510	1/2" - 1"	#8 - #4	1/2"
1/2" - 1"	51511	1/2" - 1"	#8 - #4	3/4"

WARNING:
Cancer and Reproductive Harm
www.P65Warnings.ca.gov

Ground Clamp



Use:

Ground clamps are used to connect bare or insulated copper wire to copper or galvanized steel water pipe.

Material:

- Zinc Die-Cast

Standards:

- UL 467
- UL 486A-486B
- CSA C22.2 No. 41-13
- CSA C22.2 No. 65-13

Certifications:

- E88878
- LR57925

Model Number	UPC (0-31857)	Trade Size	Product Dimensions (inches)			Retail Pack Quantity	Master Case Quantity
			A	B	C		
Polybag							
18160	181604	1/2" - 1"	2.24	1.34	0.63	1	10
49160	491604	1/2" - 1"	2.24	1.34	0.63	1	25

Trade Size	Pipe Range	Wire Range	Copper Rod Range
1/2" - 1"	1/2" - 1"	#10 - #2 (CU) #8 - #2 (AL)	1/2" - 1"

Ground Rod Clamp



Use:

Ground rod clamps are used to connect bare copper conductors directly to a driven ground rod.

- Suitable for direct burial in ground and concrete

Material:

- Copper Alloy

Standards:

UL 467
NEC Article 250


Certifications:

UL[®]us E88878

Model Number	UPC (0-31857)	Trade Size	Product Dimensions (inches)			Retail Pack Quantity	Master Case Quantity
			A	B	C		
Polybag							
18162	181628	1/2"	0.83	0.64	1.20	1	10
49162*	491628	1/2"	0.83	0.64	1.20	1	25
18165	181659	5/8"	0.94	0.66	1.34	1	10
49163*	491635	5/8"	0.94	0.66	1.34	1	25

* With Stainless Steel Screw

Trade Size	Copper Rod Size	Wire Range	Rebar Size	Bolt Size
1/2"	1/2"	#10 - #2	#3 - 3/8"	3/8" - 16
5/8"	1/2" & 5/8"	#10 - #2	#4 - 1/2"	3/8" - 16



WARNING:
Cancer and Reproductive Harm
www.P65Warnings.ca.gov

Universal Ground Rod Clamp



Use:

Ground rod clamps are used to connect bare copper conductors directly to a driven ground rod.

- For steel rebar trade sizes 4 to 5
- Suitable for direct burial in ground and concrete

Material:

- Copper Alloy
- Stainless Steel Screw

Standards:

UL 467
NEC Article 250

Certifications:


UL[®]us E88878

Model Number	UPC (0-31857)	Trade Size	Product Dimensions (inches)			Retail Pack Quantity	Master Case Quantity
			A	B	C		
Polybag							
49165	491659	1/2"-3/4"	1.06	0.63	1.63	1	12

Trade Size	Copper Rod Size	Wire Range	Rebar Size	Bolt Size
1/2" - 3/4"	1/2", 5/8" & 3/4"	#10 - #1/0	1/2" - 5/8"	3/8" - 16

WARNING:
Cancer and Reproductive Harm
www.P65Warnings.ca.gov

Intersystem Bonding Bridge



Use:

IBBs are used in residential and commercial applications to ground up to 4 systems to a single location.

- Meets NEC 2011 article 250.94
- Lay-in lug style
- Connection for up to 4 auxiliary ground wires (1 more than NEC requirement)
- Approved for solid or stranded copper conductors

Material:

- Zinc Die-Cast
- Stainless Steel Screws
- Non-Metallic Cover

Standards:

- UL 467
- UL 486A-486B
- CSA C22.2 No. 41-13
- CSA C22.2 No. 65-13

Certifications:

 ^{us} E88878 (Bonding Bridge Only)

Model Number	UPC (0-31857)	Trade Size	Product Dimensions (inches)			Retail Pack Quantity	Master Case Quantity
			A	B	C		
Polybag							
42400	424008	-	4.33	1.58	1.39	1	6

Main Ground Wire Range (Copper)	Auxiliary Ground Wire Range (Copper)
#6 - #2	#14 - #4

One-Hole Midget Strap



Use:

One-hole midget straps are used to secure bare solid copper wire to a working surface as required by the National Electric Code (NEC).


Material:

- Zinc-Plated Steel

Model Number	UPC (0-31857)	Trade Size	Product Dimensions (inches)			Retail Pack Quantity	Master Case Quantity
			A	B	C		
Polybag							
44720	447205	3/16"	0.67	0.30	0.19	50	10
44721	447212	1/4"	0.98	0.50	0.21	50	5

Also found on page 51

Copper Intersystem Bonding Bridge with Conduit Adaptor



Model Number	UPC (0-31857)	Trade Size	Product Dimensions (inches)			Retail Pack Quantity	Master Case Quantity
			A	B	C		
Polybag							
42403	424039	-	4.33	1.58	1.39	1	4

Pipe Size	Main Ground Wire Range (Copper)	Auxiliary Ground Wire Range (Copper)
1/2"	#6 - #2	#14 - #4

WARNING:
Cancer and Reproductive Harm
www.P65Warnings.ca.gov

Use:

IBBs are used in residential and commercial applications to ground up to 4 systems to a single location.

- Meets NEC 2011 article 250.94
- Lay-in lug style
- Connection for up to 4 auxiliary ground wires (1 more than NEC requirement)
- Approved for solid or stranded copper conductors
- Supplied with PVC adaptor for 1/2" pipe

Material:

- Copper Alloy
- Stainless Steel Screws
- Non-Metallic Cover and Adaptor

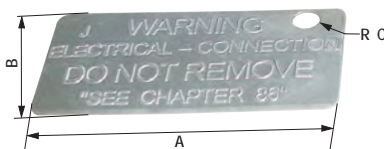
Standards:

UL 467
CSA C22.2 No. 41
NEC 250.94

Certifications:

 us E88878

Electrical Ground Code Tag



Model Number	UPC (0-31857)	Trade Size	Product Dimensions (inches)			Retail Pack Quantity	Master Case Quantity
			A	B	C		
Boxed - Individual UPC							
55719M	111403	-	3.63	1.75	0.156	1	100


Use:

Ground code tags are installed on ground rods to comply with Chapter 86 of the Chicago Electrical Code.

Material:

- Stamped Aluminum

Straight Liquid-Tight Connector



Use:
Straight liquid-tight connectors are used to terminate and seal Liquid-Tight Flexible Metal and/or Non-Metallic Type B Conduits to an oil-tight, liquid-tight or rain-tight box or enclosure. Connectors can be used with tapered threaded female entry or unthreaded knockout using the provided sealing washer and locknut.

- Furnished with sealing ring

Material:

- Zinc Die-Cast
- Zinc-Plated Iron
- Non-Metallic

For Cable:
Die-Cast: Liquid-Tight Flexible Metal and Non-Metallic Type B Conduits

Iron: Liquid-Tight Flexible Metal and Non-Metallic Type B Conduits

Non-Metallic: Non-Metallic Type B Conduit

Standards:
Die-Cast: UL 514B
CSA C22.2 No. 18.3-12

Iron: UL 514B
CSA C22.2 No. 18

Non-Metallic: UL 514B
CSA C22.2 No. 18.3-12

Certifications:
Die-Cast: E155411 LR57925

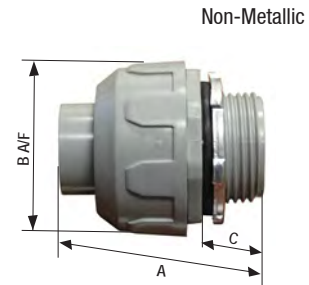

Iron: us E155411

Non-Metallic: 174008

Model Number	UPC (0-31857)	Trade Size	Product Dimensions (inches)			Retail Pack Quantity	Master Case Quantity
			A	B	C		
Die-Cast							
Polybag							
49430	494308	1/2"	1.37	1.22	0.51	1	20
49431	494315	3/4"	1.45	1.43	0.51	1	20
Boxed - Individual UPC							
02-55432LT	554323	1"	1.78	1.75	0.68	1	10
02-55433LT	554330	1-1/4"	1.98	2.23	0.68	1	10
02-55434LT	554347	1-1/2"	1.97	2.48	0.66	1	4
02-55435LT	554354	2"	1.95	2.98	0.66	1	4

Iron							
Polybag							
45760	457600	1/2"	1.69	1.14	0.53	1	15
45761	457617	3/4"	1.78	1.38	0.53	1	10
Boxed - Individual UPC							
45762	457624	1"	1.95	1.61	0.66	1	5

Non-Metallic							
Polybag							
49460	494605	1/2"	2.00	1.40	0.54	1	20
49461	494612	3/4"	2.17	1.68	0.68	1	20
Boxed - Individual UPC							
02-55462	554620	1"	2.24	2.00	0.69	1	10



WARNING:
Cancer and Reproductive Harm
www.P65Warnings.ca.gov
(Non-Metallic only)

90° Liquid-Tight Connector



Use:

90° liquid-tight connectors are used to terminate and seal Liquid-Tight Flexible Metal and/or Non-Metallic Type B Conduits at 90° angles to an oil-tight, liquid-tight or rain-tight box or enclosure. Connectors can be used with tapered threaded female entry or unthreaded knockout using the provided sealing washer and locknut.

- Furnished with sealing ring

Material:

- Zinc Die-Cast
- Zinc-Plated Iron
- Non-Metallic

For Cable:

Die-Cast: Liquid-Tight Flexible Metal and Non-Metallic Type B Conduits

Iron: Liquid-Tight Flexible Metal and Non-Metallic Type B Conduits

Non-Metallic: Non-Metallic Type B Conduit

Standards:

Die-Cast: UL 514B
CSA C22.2 No. 18.3-12

Iron: UL 514B
CSA C22.2 No. 18

Non-Metallic: UL 514B
CSA C22.2 No. 18.3-12

Certifications:

Die-Cast: E155411 LR57925


Iron: us E155411

Non-Metallic: 174008

Model Number	UPC (0-31857)	Trade Size	Product Dimensions (inches)			Retail Pack Quantity	Master Case Quantity
			A	B	C		
Die-Cast							
Polybag							
49470	494704	1/2"	1.46	1.12	0.48	1	10
49471	494711	3/4"	1.60	1.37	0.56	1	10
Boxed - Individual UPC							
02-55472LT	554729	1"	2.37	1.66	0.72	1	10
02-55473LT	554736	1-1/4"	2.31	2.13	0.67	1	10
02-55474LT	554743	1-1/2"	2.50	2.42	0.67	1	4
02-55475LT	554750	2"	2.80	2.94	0.67	1	4

Iron							
Polybag							
45763	457631	1/2"	1.25	1.13	0.53	1	15
45764	457648	3/4"	1.58	1.31	0.53	1	10
Boxed - Individual UPC							
45765	457655	1"	1.84	1.64	0.66	1	5

Non-Metallic							
Polybag							
49490	494902	1/2"	1.35	1.06	0.54	1	20
49491	494919	3/4"	1.63	1.32	0.63	1	20
Boxed - Individual UPC							
02-55492	554927	1"	1.87	1.60	0.69	1	10



WARNING:
Cancer and Reproductive Harm
www.P65Warnings.ca.gov
(Non-Metallic only)

LIQUID-TIGHT

Cord Grip Connector



Use:

Strain relief cord grip connectors are used to connect S, SO, ST, SJ, SJO and SJT cord to an outlet box or metal enclosure.

- Water-tight when used in conjunction with a sealing locknut (not included)

Material:

- Zinc Die-Cast

Standards:

UL 514B
CSA C22.2 No. 18.3-12

Certifications:

Die-Cast: E121487

LR57925

Non-Metallic: 174008


Model Number	UPC (0-31857)	Trade Size	Product Dimensions (inches)			Retail Pack Quantity	Master Case Quantity
			A	B	C		
Die-Cast							
Polybag							
49210	492106	1/2"	1.19	0.50	0.39	1	10
49211	492113	1/2"	1.19	0.50	0.39	1	10
44211	442118	1/2"	1.19	0.50	0.39	2	20
49212	492120	1/2"	1.19	0.50	0.39	1	10
49214	492144	3/4"	1.29	0.78	0.41	1	10
49215	492151	3/4"	1.29	0.78	0.41	1	10
49226M	492267	1/2"	1.96	0.66	0.84	1	10
49227M	492274	3/4"	2.10	0.86	0.96	1	10

Non-Metallic

Polybag							
49226M	492267	1/2"	1.96	0.66	0.84	1	10
49227M	492274	3/4"	2.10	0.86	0.96	1	10

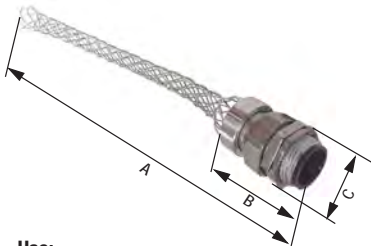
WARNING:
Cancer and Reproductive Harm
www.P65Warnings.ca.gov

Non-Metallic



Model Number	Knockout Size	Flexible Cord
49210	1/2"	0.260"
49211, 44211	1/2"	0.260" - 0.375"
49212	1/2"	0.375" - 0.500"
49214	3/4"	0.500" - 0.625"
49215	3/4"	0.625" - 0.750"
49226M	1/2"	0.312" - 0.375"
49227M	3/4"	0.500" - 0.625"

Strain Relief Cord Grip Connector



Use:

Strain relief cord grip connectors are used to connect cord to an outlet box or metal enclosure. They reduce strain on the cables when subject to vibration and motion.

- Indoor commercial and industrial applications
- Non-metallic connector is NEMA 6P rated

Material:

- Zinc Die-Cast with Galvanized Steel Mesh
- Nylon with Stainless Steel Mesh

Standards:

UL 514B
CSA C22.2 No. 18.3-12

Certifications:

Die-Cast: E121487 LR57925

Non-Metallic: 174008

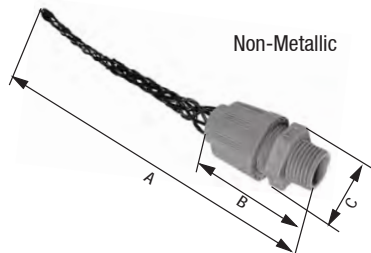
Model Number	UPC (0-31857)	Trade Size	Product Dimensions (inches)			Retail Pack Quantity	Master Case Quantity
			A	B	C		
Die-Cast							
Polybag							
49222	492229	1/2"	7.87	1.78	1.12	1	6
49223	492236	3/4"	9.25	1.93	1.36	1	6

Non-Metallic

Polybag							
49224	492243	1/2"	8.27	2.30	1.30	1	6
49225	492250	3/4"	8.50	2.59	1.55	1	6


WARNING:
Cancer and Reproductive Harm
www.P65Warnings.ca.gov

Non-Metallic



Model Number	Knockout Size	Cord Range
49222	1/2"	0.400" - 0.540"
49223	3/4"	0.520" - 0.730"
49224	1/2"	0.375" - 0.437"
49225	3/4"	0.375" - 0.437"

Fixture Locknut



Use:

Fixture locknuts are used to secure a light fixture canopy.


- Square
- Heavy duty

Material:

- Steel

Model Number	UPC (0-31857)	Trade Size	Product Dimensions (inches)			Retail Pack Quantity	Master Case Quantity
			A	B	C		
Polybag							
49099	490997	3/8"	1.00	0.22	-	2	50

Solderless Terminal Lug



Use:

Solderless terminal lugs are used to connect wires to a metal enclosure.

- One hole, single collar

Material:

- Electrolytic Copper

Model Number	UPC (0-31857)	Trade Size	Product Dimensions (inches)			Retail Pack Quantity	Master Case Quantity
			A	B	C		
Polybag							
02-18010	180102	#10	0.31	0.47	0.15	2	10
02-18009	180096	#2-#8	0.51	1.57	0.35	2	10
02-18005	180058	#3/0-#4	0.75	2.10	0.48	1	5

WARNING:
Cancer and Reproductive Harm
www.P65Warnings.ca.gov

Ground Wire



Use:

Ground wires are used to ground a wiring device to a switch or outlet box.

- #12 AWG bare wire
- Captive screw
- 8" length

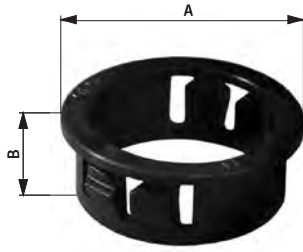
Material:

- Copper

Model Number	UPC (0-31857)	Trade Size	Product Dimensions (inches)			Retail Pack Quantity	Master Case Quantity
			A	B	C		
Polybag							
18100	181000	-	-	-	-	2	10

WARNING:
Cancer and Reproductive Harm
www.P65Warnings.ca.gov

Knockout Bushing



Use:


Knockout bushings are snapped into knockout openings in metal boxes or enclosures to protect wires from rough edges.

Material:

- Non-Metallic

Model Number	UPC (0-31857)	Trade Size	Product Dimensions (inches)			Retail Pack Quantity	Master Case Quantity
			A	B	C		
Polybag							
49391	493912	1/2"	0.84	0.54	-	1	75
49392	493929	3/4"	1.05	0.53	-	1	50

Knockout Seal



Use:


Knockout seals are used to close exposed holes in an outlet box or metal enclosure.

Material:

- Zinc-Plated Steel

Model Number	UPC (0-31857)	Trade Size	Product Dimensions (inches)			Retail Pack Quantity	Master Case Quantity
			A	B	C		
Polybag							
47150	471507	1/2"	0.91	1.07	0.30	1	100
18150	181505	1/2"	0.91	1.07	0.30	4	10
49151	491512	3/4"	1.15	1.22	0.31	1	50
18151	181512	3/4"	1.15	1.22	0.31	4	10
49152	491529	1"	1.41	1.48	0.34	1	25
18152	181529	1"	1.41	1.48	0.34	4	10
49153	491536	1-1/4"	1.77	1.89	0.35	1	25
18153	181536	1-1/4"	1.77	1.89	0.35	4	5
49154	491543	1-1/2"	2.02	2.19	0.31	1	15
18154	181543	1-1/2"	2.02	2.19	0.31	4	5
49155	491550	2"	2.51	2.65	0.33	1	12
18155	181550	2"	2.51	2.65	0.33	2	10
Bulk - No Individual UPC							
KO-50	616915	1/2"	0.91	1.07	0.30	100	5
KO-75	616922	3/4"	0.91	1.22	0.31	100	5
Contractor Pack							
52691	526917	1/2"	0.91	1.07	0.30	100	2
52692	526924	3/4"	0.91	1.22	0.31	50	2

Nail Plate



Use:
Safety nail plates are used to protect cable insulation from nail punctures in wooden structures.

Material:
• Zinc-Plated Steel

Standards:
UL 514D & UL 498A
CSA C22.2 No. 42.1-13 & CSA C22.2 No. 42-10

Certifications:
 174008

Model Number	UPC (0-31857)	Trade Size	Product Dimensions (inches)			Retail Pack Quantity	Master Case Quantity
			A	B	C		
Polybag							
18711	187118	1.5"X2.5"	2.5	1.5	0.063	2	10
Boxed - Individual UPC							
SP-50	660536	1.5"X2.5"	2.5	1.5	0.063	50	5

Nail Plate



Use:
Safety nail plates are used to protect cable insulation from nail punctures in wooden structures.


Material:
• Zinc-Plated Steel

Standards:
UL 514D & UL 498A
CSA C22.2 No. 42.1-13 & CSA C22.2 No. 42-10

Certifications:
 174008

Model Number	UPC (0-31857)	Trade Size	Product Dimensions (inches)			Retail Pack Quantity	Master Case Quantity
			A	B	C		
Boxed - Individual UPC							
52053	520533	1.5"X2.5"	2.5	1.5	0.063	1	100
51710	517106	1.5"X5"	5.0	1.5	0.063	1	50
Contractor Pack							
51053	510534	1.5"X2.5"	2.5	1.5	0.063	100	1

Switch Box Support



Use:
Switch box supports are used to attach an outlet box in drywall where there are no means of attaching the box to a structure.

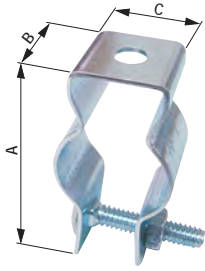
Material:
• Steel



Model Number	UPC (0-31857)	Trade Size	Product Dimensions (inches)			Retail Pack Quantity	Master Case Quantity
			A	B	C		
Polybag							
49882	498825	-	5.13	2.88	0.02	2	50



Conduit Hanger



Use:

Conduit hangers are used to secure and suspend EMT and Rigid conduits from overhead supports.
 • Carriage bolt and nut attached

Material:

- Zinc-Plated Steel

Standards:

UL 2239
 CSA C22.2 No. 18.4-15

Certifications:

cUL^{us} E229278

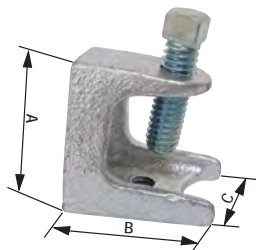
Model Number	UPC (0-31857)	Trade Size	Product Dimensions (inches)			Retail Pack Quantity	Master Case Quantity
			A	B	C		
Polybag							
49100	491000	0	1.95	0.76	0.69	1	50
44100	441005	0	1.95	0.76	0.69	5	20
49110	491109	1	2.21	0.76	0.81	1	30
44110	441104	1	2.21	0.76	0.81	5	20
49120	491208	2	2.53	0.87	0.92	1	20
44120	441203	2	2.53	0.87	0.92	2	20
49130	491307	2-1/2	2.73	0.87	0.98	1	12
49135	491352	3	3.32	0.96	1.10	1	20
44140	441401	4	3.32	0.96	1.10	2	20
44150	441500	5	4.06	0.96	1.12	2	20
Boxed - Individual UPC							
49140	491406	4	3.32	0.96	1.10	1	20
49145	491451	5	4.06	0.96	1.12	1	20
52155	521554	6	4.83	1.18	1.26	1	25
52156	521561	7	5.31	1.18	1.26	1	10
Bulk - No Individual UPC							
52100	521004	0	1.95	0.76	0.69	50	10
52110	521103	1	2.21	0.76	0.81	100	1
52120	521202	2	2.53	0.87	0.92	100	1
52130	521301	2-1/2	2.73	0.87	0.98	100	1
Contractor Pack							
54100	541002	0	1.95	0.76	0.69	25	2
54110	541101	1	2.21	0.76	0.81	20	2

Trade Size	EMT	Rigid (HW)
0	1/2"	3/8" & 1/2"
1	3/4"	3/4"
2	1"	1"
2-1/2	1-1/4"	-
3	1-1/2"	1-1/4"

Trade Size	EMT	Rigid (HW)
4	-	1-1/2"
5	2"	2"
6	-	2-1/2"
7	-	3"

Also found on page 29

Beam Clamp



Use:

Beam clamps are used on a beam, girder or other similar structure to provide a mounting base for conduit hangers.

- Beam thickness 1/8" - 1/2"
- Threaded hole 1/4" - 20

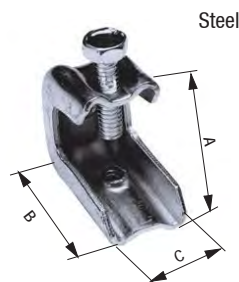
Material:

- Zinc-Plated Iron
- Steel

Certifications:


Iron: cUL^{us} E229278

Model Number	UPC (0-31857)	Trade Size	Product Dimensions (inches)			Retail Pack Quantity	Master Case Quantity
			A	B	C		
Iron							
Polybag							
49004	490041	13/16"	1.30	1.28	1.00	1	25
Steel							
Polybag							
49005	490058	13/16"	1.40	1.63	0.92	1	25



WEATHERPROOF PRODUCTS

One-Gang Outlet Box



14250, 14252

Use:

One-gang outlet boxes are used as a weatherproof junction box or housing for a single electrical device in wet, damp or dry locations.

- SE indicates side entry knockouts

Material:

- Metal Die-Cast

Includes:

Pre-installed ground screw, closure plugs and hardware

Standards:

UL 514A
CSA C22.2 No. 18.1-13
NEMA 3R Compliant

Certifications:

UL E121488 SP LR57925

OUTLET BOXES

Model Number	UPC (0-31857)	Color	Knockouts	Volume Cu. In.	Product Dimensions (inches)			Retail Pack Quantity	Master Case Quantity
					A	B	C		
1/2" Knockouts									
Shrink Pack									
14250	142506	Gray	(3) 1/2"	18.3	4.54	2.78	2.01	1	16
14250BR	342500	Bronze	(3) 1/2"	18.3	4.54	2.78	2.01	1	16
14250WH	642501	White	(3) 1/2"	18.3	4.54	2.78	2.01	1	16
14251	142513	Gray	(4) 1/2"	18.3	4.54	2.78	2.01	1	16
14251BR	342517	Bronze	(4) 1/2"	18.3	4.54	2.78	2.01	1	10
14251WH	642518	White	(4) 1/2"	18.3	4.54	2.78	2.01	1	10
14251-5	425159	Gray	(5) 1/2"	18.3	4.54	2.78	2.01	1	16
14251-5X	425166	Gray	(5) 1/2" (SE)	18.3	4.54	2.78	2.01	1	16
14251-5XBR	425173	Bronze	(5) 1/2" (SE)	18.3	4.54	2.78	2.01	1	10
14251-5XWH	425180	White	(5) 1/2" (SE)	18.3	4.54	2.78	2.01	1	10
1/2" Knockouts, Deep									
Shrink Pack									
14255	142551	Gray	(3) 1/2"	25.5	4.54	2.78	2.67	1	10
14255BR	342555	Bronze	(3) 1/2"	25.5	4.54	2.78	2.67	1	6
14255WH	642556	White	(3) 1/2"	25.5	4.54	2.78	2.67	1	6
3/4" Knockouts									
Shrink Pack									
14252	142520	Gray	(3) 3/4"	18.3	4.54	2.78	2.01	1	16
14252BR	342524	Bronze	(3) 3/4"	18.3	4.54	2.78	2.01	1	10
14252WH	642525	White	(3) 3/4"	18.3	4.54	2.78	2.01	1	10
14253	142537	Gray	(4) 3/4"	18.3	4.54	2.78	2.01	1	16
14253BR	342531	Bronze	(4) 3/4"	18.3	4.54	2.78	2.01	1	10
14253WH	642532	White	(4) 3/4"	18.3	4.54	2.78	2.01	1	10
14253-5	425357	Gray	(5) 3/4"	18.3	4.54	2.78	2.01	1	16
14252-5X	425265	Gray	(5) 3/4" (SE)	18.0	4.54	2.78	2.01	1	16
3/4" Knockouts, Deep									
Shrink Pack									
14256	142568	Gray	(3) 3/4"	25.5	4.54	2.78	2.67	1	10
1" Knockouts, Deep									
Shrink Pack									
14257	142575	Gray	(3) 1"	23.0	4.54	2.78	2.67	1	6

WARNING:
Cancer and Reproductive Harm
www.P65Warnings.ca.gov.



14251



14251-5



14251-5X, 14252-5X



14255, 14256, 14257




14253



14253-5

Non-Metallic options found on page 121

Two-Gang Outlet Box



14350, 14352, 14357

Use:

Two-gang outlet boxes are used as a weatherproof junction box or as a housing for up to two electrical devices in wet, damp or dry locations.

- SE indicates side entry knockouts

Material:

- Metal Die-Cast

Includes:

Pre-installed ground screws, closure plugs and hardware

Standards:

UL 514A
CSA C22.2 No. 18.1-13
NEMA 3R Compliant

Certifications:

UL E121488 SPS LR57925

Model Number	UPC (0-31857)	Color	Knockouts	Volume Cu. In.	Product Dimensions (inches)			Retail Pack Quantity	Master Case Quantity
					A	B	C		
1/2" Knockouts									
Shrink Pack									
14350	143503	Gray	(3) 1/2"	31.0	4.51	4.51	2.14	1	9
14350BR	343507	Bronze	(3) 1/2"	31.0	4.51	4.51	2.14	1	6
14350WH	643508	White	(3) 1/2"	31.0	4.51	4.51	2.14	1	6
14351	143510	Gray	(4) 1/2"	31.0	4.51	4.51	2.14	1	9
14351-5	435158	Gray	(5) 1/2"	31.0	4.51	4.51	2.14	1	9
14351-5BR	435165	Bronze	(5) 1/2"	31.0	4.51	4.51	2.14	1	9
14351-5WH	435172	White	(5) 1/2"	31.0	4.51	4.51	2.14	1	9
14351-7	735173	Gray	(7) 1/2"	30.3	4.51	4.51	2.14	1	9
3/4" Knockouts									
Shrink Pack									
14352	143527	Gray	(3) 3/4"	31.0	4.51	4.51	2.14	1	9
14353	143534	Gray	(4) 3/4"	31.0	4.51	4.51	2.14	1	9
14353-5	435356	Gray	(5) 3/4"	31.0	4.51	4.51	2.14	1	9
14352-5X	435264	Gray	(5) 3/4" (SE)	31.0	4.51	4.51	2.14	1	10
14352-7	435271	Gray	(7) 3/4"	30.3	4.51	4.51	2.14	1	9
1" Knockouts									
Shrink Pack									
14357	143572	Gray	(3) 1"	31.0	4.51	4.51	2.14	1	12

WARNING:
Cancer and Reproductive Harm
www.P65Warnings.ca.gov



14351, 14353



14351-5, 14353-5




14352-5X



14351-7, 14352-7

Non-Metallic options found on page 121

Round Outlet Box



Use:

Round outlet boxes are used as a weatherproof junction box or mounting location for lampholders in wet, damp or dry locations.

Material:

- Metal Die-Cast

Includes:

Pre-installed ground screws, closure plugs and hardware

Standards:

UL 514B
CSA C22.2 No. 18.1-13
NEMA 3R Compliant

Certifications:

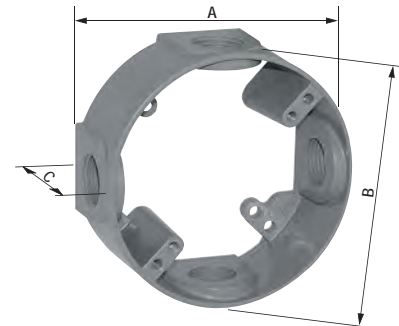
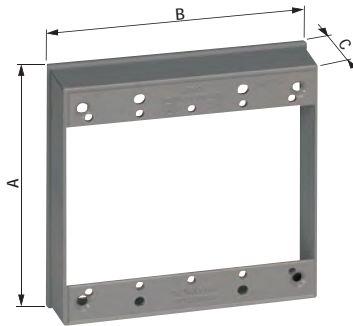
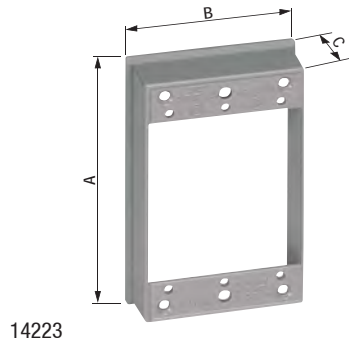
 E121488  LR57925

Model Number	UPC (0-31857)	Color	Knockouts	Volume Cu. In.	Product Dimensions (inches)			Retail Pack Quantity	Master Case Quantity
					A	B	C		
1/2" Knockouts									
Shrink Pack									
143854	143855	Gray	(5) 1/2"	16.0	5.51	4.13	1.62	1	13
143854BR	343859	Bronze	(5) 1/2"	16.0	5.51	4.13	1.62	1	13
143854WH	643850	White	(5) 1/2"	16.0	5.51	4.13	1.62	1	13
3/4" Knockouts									
Shrink Pack									
143854-75	438579	Gray	(5) 3/4"	16.0	5.51	4.13	1.62	1	13
143854-75BR	438586	Bronze	(5) 3/4"	16.0	5.51	4.13	1.62	1	8
143854-75WH	438593	White	(5) 3/4"	16.0	5.51	4.13	1.62	1	8

WARNING:
Cancer and Reproductive Harm
www.P65Warnings.ca.gov

Non-Metallic options found on page 122

Extension Ring



Model Number	UPC (0-31857)	Color	Knockouts	Volume Cu. In.	Product Dimensions (inches)			Retail Pack Quantity	Master Case Quantity
					A	B	C		
One-Gang Shrink Pack									
14223	142230	Gray	-	9.5	4.71	2.94	1.02	1	12
One-Gang, 1/2" Knockouts Shrink Pack									
14233	142339	Gray	(4) 1/2"	9.5	4.57	2.86	1.31	1	10
14233BR	342333	Bronze	(4) 1/2"	9.5	4.57	2.86	1.31	1	5
14233WH	642334	White	(4) 1/2"	9.5	4.57	2.86	1.31	1	5
One-Gang, 1/2" Knockouts, Flanged (for recessed boxes) Shrink Pack									
14234	142346	Gray	(4) 1/2"	12.5	4.57	2.86	1.31	1	10
Two-Gang Shrink Pack									
14323	143237	Gray	-	16.0	4.66	4.66	1.02	1	6
Round, 1/2" Knockouts Shrink Pack									
14236	142360	Gray	(4) 1/2"	16.5	4.19	4.13	1.61	1	8
14236BR	342364	Bronze	(4) 1/2"	16.5	4.19	4.13	1.61	1	8
14236WH	642365	White	(4) 1/2"	16.5	4.19	4.13	1.61	1	8

WARNING:
Cancer and Reproductive Harm
www.P65Warnings.ca.gov

Use:
Extension rings are used to provide additional capacity to a weatherproof box for larger fill requirements.


Material:
• Metal Die-Cast

Includes:
Gasket, hardware and closure plugs (for products with knockouts)

Standards:
UL 514A
CSA C22.2 No. 18.1-13
NEMA 3R Compliant

Certifications:
 E121488 LR57925

One-Gang Blank Cover



Use:

One-gang blank covers are used with one-gang, rectangular weatherproof boxes. Protects boxes not in use.

Material:

- Stamped Steel

Includes:

Gasket and hardware

Standards:

UL 514D
CSA C22.2 No. 42.1-13
NEMA 3R Compliant


Certifications:

 us E121488

Model Number	UPC (0-31857)	Color	Product Dimensions (inches)			Retail Pack Quantity	Master Case Quantity
			A	B	C		
Shrink Pack							
14240	142407	Gray	4.52	2.77	-	1	20
14240BR	342401	Bronze	4.52	2.77	-	1	20
14240WH	642402	White	4.52	2.77	-	1	20

Non-Metallic options found on page 123

Two-Gang Blank Cover



Use:

Two-gang blank covers are used with two-gang, square weatherproof boxes. Protects boxes not in use.

Material:

- Stamped Steel

Includes:

Gasket and hardware

Standards:

UL 514D
CSA C22.2 No. 42.1-13
NEMA 3R Compliant


Certifications:

 us E121488

Model Number	UPC (0-31857)	Color	Product Dimensions (inches)			Retail Pack Quantity	Master Case Quantity
			A	B	C		
Shrink Pack							
14340	143404	Gray	4.49	4.49	-	1	10
14340BR	343408	Bronze	4.49	4.49	-	1	10
14340WH	643409	White	4.49	4.49	-	1	10

Non-Metallic options found on page 123

Round Blank Cover



Model Number	UPC (0-31857)	Color	Product Dimensions (inches)			Retail Pack Quantity	Master Case Quantity
			A	B	C		
Shrink Pack							
14241	142414	Gray	4.13	-	-	1	20
14241BR	342418	Bronze	4.13	-	-	1	20
14241WH	642419	White	4.13	-	-	1	20

Non-Metallic options found on page 124

Use:

Round blank covers are used with 4" round weatherproof boxes. Protects boxes not in use.

Material:

- Stamped Steel


Includes:

Gasket and hardware

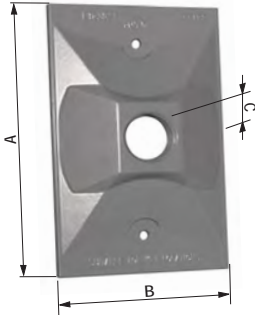
Standards:

UL 514D
 CSA C22.2 No. 42.1-13
 NEMA 3R Compliant

Certifications:

 us E121488

One-Gang Cover With One 1/2" Hole



Use:

One hole cluster covers are used to provide a mounting location for a single lampholder to a one-gang weatherproof box.

- With one 1/2" threaded knockout

Material:

- Metal Die-Cast

Includes:

Gasket and hardware

Standards:

UL 1598
CSA C22.2 No. 250.0-08
NEMA 3R Compliant

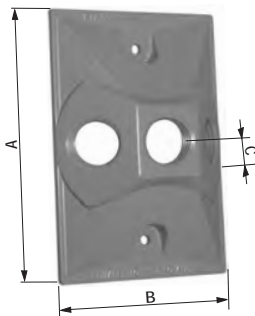
Certifications:

 us E163827

Model Number	UPC (0-31857)	Color	Knockouts	Product Dimensions (inches)			Retail Pack Quantity	Master Case Quantity
				A	B	C		
Shrink Pack								
14371	143718	Gray	(1) 1/2"	4.61	2.85	0.57	1	15
14371BR	343712	Bronze	(1) 1/2"	4.61	2.85	0.57	1	10
14371WH	643713	White	(1) 1/2"	4.61	2.85	0.57	1	10

WARNING:
Cancer and Reproductive Harm
www.P65Warnings.ca.gov

One-Gang Cover With Three 1/2" Holes



Use:

Three hole cluster covers are used to provide a mounting location for up to three lampholders to a one-gang weatherproof box.

- With three 1/2" threaded knockouts

Material:

- Metal Die-Cast


Includes:

Closure plugs, gasket and hardware

Standards:

UL 1598
CSA C22.2 No. 250.0-08
NEMA 3R Compliant

Certifications:


 us E163827

Model Number	UPC (0-31857)	Color	Knockouts	Product Dimensions (inches)			Retail Pack Quantity	Master Case Quantity
				A	B	C		
Shrink Pack								
14373	143732	Gray	(3) 1/2"	4.61	2.85	1.02	1	15
14373BR	343736	Bronze	(3) 1/2"	4.61	2.85	1.02	1	10
14373WH	643737	White	(3) 1/2"	4.61	2.85	1.02	1	10

WARNING:
Cancer and Reproductive Harm
www.P65Warnings.ca.gov

Non-Metallic options found on page 125

Round Cover With One 1/2" Hole



Use:

One hole cluster covers are used to provide a mounting location for a single lampholder to a 4" round weatherproof box.

- With one 1/2" threaded knockout

Material:

- Metal Die-Cast

Includes:

Gasket and hardware


Standards:

UL 1598
CSA C22.2 No. 250.0-08
NEMA 3R Compliant

Certifications:

cUL_{us} E163827

Round Cover With Three 1/2" Holes



Use:

Three hole cluster covers are used to provide a mounting location for up to three lampholders to a 4" round weatherproof box.

- With three 1/2" threaded knockouts

Material:

- Metal Die-Cast

Includes:

Closure plugs, gasket and hardware

Standards:

UL 1598
CSA C22.2 No. 250.0-08
NEMA 3R Compliant

Certifications:

cUL_{us} E163827

Model Number	UPC (0-31857)	Color	Knockouts	Product Dimensions (inches)			Retail Pack Quantity	Master Case Quantity
				A	B	C		
Shrink Pack								
14381	143817	Gray	(1) 1/2"	4.13	0.57	-	1	20
14381BR	343811	Bronze	(1) 1/2"	4.13	0.57	-	1	10
14381WH	643812	White	(1) 1/2"	4.13	0.57	-	1	10


WARNING:
Cancer and Reproductive Harm
www.P65Warnings.ca.gov

Model Number	UPC (0-31857)	Color	Knockouts	Product Dimensions (inches)			Retail Pack Quantity	Master Case Quantity
				A	B	C		
Shrink Pack								
14383	143831	Gray	(3) 1/2"	4.13	1.04	-	1	15
14383BR	343835	Bronze	(3) 1/2"	4.13	1.04	-	1	12
14383WH	643836	White	(3) 1/2"	4.13	1.04	-	1	12

WARNING:
Cancer and Reproductive Harm
www.P65Warnings.ca.gov

Non-Metallic options found on page 125

One-Gang Horizontal Duplex Receptacle Cover



Use:

Horizontal duplex covers are used to provide weatherproof protection for an outdoor duplex receptacle.

- Suitable for wet locations when the covers are closed
- For horizontal installation

Material:

- Metal Die-Cast

Includes:

Gasket and hardware


Standards:

UL 514D
CSA C22.2 No. 42.1-13
NEMA 3R Compliant

Certifications:

UL E121488 SB LR57925

One-Gang Vertical Duplex Receptacle Cover



Use:

Vertical duplex covers are used to provide weatherproof protection for an outdoor duplex receptacle.

- Suitable for wet locations when the cover is closed
- For vertical installation

Material:

- Metal Die-Cast

Includes:

Gasket and hardware

Standards:

UL 514D
CSA C22.2 No. 42.1-13
NEMA 3R Compliant

Certifications:

UL E121488 SB LR57925

Model Number	UPC (0-31857)	Color	Product Dimensions (inches)			Retail Pack Quantity	Master Case Quantity
			A	B	C		
Shrink Pack							
14245	142452	Gray	4.57	2.83	-	1	20
14245BR	342456	Bronze	4.57	2.83	-	1	20
14245WH	642457	White	4.57	2.83	-	1	20


WARNING:
Cancer and Reproductive Harm
www.P65Warnings.ca.gov

Non-Metallic options found on page 126

Model Number	UPC (0-31857)	Color	Product Dimensions (inches)			Retail Pack Quantity	Master Case Quantity
			A	B	C		
Shrink Pack							
14246	142469	Gray	4.57	2.83	-	1	20
14246BR	342463	Bronze	4.57	2.83	-	1	10
14246WH	642464	White	4.57	2.83	-	1	10

WARNING:
Cancer and Reproductive Harm
www.P65Warnings.ca.gov

One-Gang Horizontal GFCI Receptacle Cover



Use:

Horizontal GFCI covers are used to provide weatherproof protection for an outdoor GFCI receptacle.

- Suitable for wet locations when the covers are closed
- For horizontal installation

Material:

- Metal Die-Cast

Includes:

Gasket and hardware

Standards:

UL 514D
CSA C22.2 No. 42.1-13
NEMA 3R Compliant


Certifications:

E121488 LR57925

Model Number	UPC (0-31857)	Color	Product Dimensions (inches)			Retail Pack Quantity	Master Case Quantity
			A	B	C		
Shrink Pack							
14249	142490	Gray	4.57	2.83	-	1	20
14249BR	342494	Bronze	4.57	2.83	-	1	10
14249WH	642495	White	4.57	2.83	-	1	10

WARNING:
Cancer and Reproductive Harm
www.P65Warnings.ca.gov

One-Gang Vertical GFCI Receptacle Cover



Use:

Vertical GFCI covers are used to provide weatherproof protection for an outdoor GFCI receptacle.

- Suitable for wet locations when the cover is closed
- For vertical installation

Material:

- Metal Die-Cast

Includes:

Gasket and hardware

Standards:

UL 514D
CSA C22.2 No. 42.1-13
NEMA 3R Compliant

Certifications:

E121488 LR57925

Model Number	UPC (0-31857)	Color	Product Dimensions (inches)			Retail Pack Quantity	Master Case Quantity
			A	B	C		
Shrink Pack							
14248	142483	Gray	4.57	2.83	-	1	20
14248BR	342487	Bronze	4.57	2.83	-	1	10
14248WH	642488	White	4.57	2.83	-	1	10

WARNING:
Cancer and Reproductive Harm
www.P65Warnings.ca.gov

One-Gang Single 15/20 Amp Receptacle Cover



Use:

Single receptacle covers are used to provide weatherproof protection for an outdoor 15/20 Amp standard receptacle.

- For one 1.406" diameter outlet
- Suitable for wet locations when the cover is closed
- For vertical installation

Material:

- Metal Die-Cast

Includes:

Gasket and hardware


Standards:

UL 514D
CSA C22.2 No. 42.1-13
NEMA 3R Compliant

Certifications:

E121488 LR57925

One-Gang Round 20 Amp Receptacle Cover



Use:

Round receptacle covers are used to provide weatherproof protection for an outdoor 20 Amp receptacle.

- For one 1.625" diameter outlet
- Suitable for wet locations when the cover is closed
- For vertical installation

Material:

- Metal Die-Cast

Includes:

Gasket and hardware

Standards:

UL 514D
CSA C22.2 No. 42.1-13
NEMA 3R Compliant

Certifications:

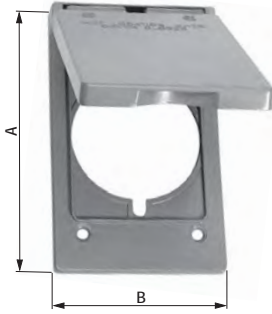
E121488 LR57925

Model Number	UPC (0-31857)	Color	Product Dimensions (inches)			Retail Pack Quantity	Master Case Quantity
			A	B	C		
Shrink Pack							
14224	142247	Gray	4.57	2.83	-	1	15
14224BR	342241	Bronze	4.57	2.83	-	1	8
14224WH	642242	White	4.57	2.83	-	1	8

WARNING:
Cancer and Reproductive Harm
www.P65Warnings.ca.gov

Model Number	UPC (0-31857)	Color	Product Dimensions (inches)			Retail Pack Quantity	Master Case Quantity
			A	B	C		
Shrink Pack							
14243	142438	Gray	4.57	2.83	-	1	10

One-Gang Round 30/50 Amp Receptacle Cover



Use:

Round receptacle covers are used to provide weatherproof protection for an outdoor 30/50 Amp receptacle.

- For one 2.125" diameter outlet
- Suitable for wet locations when the cover is closed
- For vertical installation

Material:

- Metal Die-Cast

Includes:

Gasket and hardware


Standards:

UL 514D
CSA C22.2 No. 42.1-13
NEMA 3R Compliant

Certifications:

UL E121488 SB LR57925

One-Gang Toggle Switch Cover



Use:

Toggle switch covers are used to provide weatherproof protection for an outdoor switch mounted in a one-gang weatherproof box.

Material:

- Metal Die-Cast

Includes:

Gasket and hardware

Standards:

UL 514D
CSA C22.2 No. 42.1-13
NEMA 3R Compliant

Certifications:

UL E121488 SB LR57925


Model Number	UPC (0-31857)	Color	Product Dimensions (inches)			Retail Pack Quantity	Master Case Quantity
			A	B	C		
Shrink Pack							
14244	142445	Gray	4.57	2.83	-	1	20
14244BR	342449	Bronze	4.57	2.83	-	1	10
14244WH	642440	White	4.57	2.83	-	1	10

Model Number	UPC (0-31857)	Color	Product Dimensions (inches)			Retail Pack Quantity	Master Case Quantity
			A	B	C		
Shrink Pack							
14217	142179	Gray	4.57	2.83	-	1	12
14217BR	342173	Bronze	4.57	2.83	-	1	7
14217WH	642174	White	4.57	2.83	-	1	7

WARNING:
Cancer and Reproductive Harm
www.P65Warnings.ca.gov

Non-Metallic options found on page 126

Two-Gang GFCI Receptacle Cover



Use:

GFCI receptacle covers are used to provide weatherproof protection for two outdoor GFCI receptacles.

- Suitable for wet locations when the covers are closed

Material:

- Metal Die-Cast

Includes:

Gasket and hardware

Standards:


UL 514D
CSA C22.2 No. 42.1-13
NEMA 3R Compliant

Certifications:

UL E121488 SB LR57925

Model Number	UPC (0-31857)	Color	Product Dimensions (inches)			Retail Pack Quantity	Master Case Quantity
			A	B	C		
Shrink Pack							
14348	143480	Gray	4.54	4.54	-	1	8

Two-Gang Duplex Receptacle Cover



Use:

Duplex receptacle covers are used to provide weatherproof protection for two outdoor duplex receptacles.

- Suitable for wet locations when the covers are closed

Material:

- Metal Die-Cast

Includes:

Gasket and hardware

Standards:


UL 514D
CSA C22.2 No. 42.1-13
NEMA 3R Compliant

Certifications:

UL E121488 SB LR57925

Model Number	UPC (0-31857)	Color	Product Dimensions (inches)			Retail Pack Quantity	Master Case Quantity
			A	B	C		
Shrink Pack							
14345	143459	Gray	4.54	4.54	-	1	8
14345BR	343453	Bronze	4.54	4.54	-	1	8
14345WH	643454	White	4.54	4.54	-	1	8

Two-Gang Duplex and GFCI Receptacle Cover



Use:

Duplex and GFCI receptacle combination covers are used to provide weatherproof protection for one duplex and one GFCI outdoor receptacle.

- Suitable for wet locations when the covers are closed

Material:

- Metal Die-Cast

Includes:

Gasket and hardware

Standards:

UL 514D

CSA C22.2 No. 42.1-13


NEMA 3R Compliant

Certifications:

 E121488  LR57925

Model Number	UPC (0-31857)	Color	Product Dimensions (inches)			Retail Pack Quantity	Master Case Quantity
			A	B	C		
Shrink Pack							
14347	143473	Gray	4.54	4.54	-	1	8
14347BR	343477	Bronze	4.54	4.54	-	1	8
14347WH	643478	White	4.54	4.54	-	1	8

Two-Gang Duplex and Single Receptacle Cover



Use:

Duplex and single receptacle combination covers are used to provide weatherproof protection for one duplex and one round 1.406" single outdoor receptacle.

- Suitable for wet locations when the covers are closed

Material:

- Metal Die-Cast

Includes:

Gasket and hardware

Standards:

UL 514D

CSA C22.2 No. 42.1-13


NEMA 3R Compliant

Certifications:

 E121488  LR57925

Model Number	UPC (0-31857)	Color	Product Dimensions (inches)			Retail Pack Quantity	Master Case Quantity
			A	B	C		
Shrink Pack							
14346	143466	Gray	4.54	4.54	-	1	8

Two-Gang Single Receptacle Cover



Use:

Single receptacle covers are used to provide weatherproof protection for two outdoor single round receptacles.

- Suitable for wet locations when the covers are closed
- For two 1.406" diameter outlets

Material:

- Metal Die-Cast

Includes:

Gasket and hardware

Standards:


UL 514D
CSA C22.2 No. 42.1-13
NEMA 3R Compliant

Certifications:

E121488 LR57925

Model Number	UPC (0-31857)	Color	Product Dimensions (inches)			Retail Pack Quantity	Master Case Quantity
			A	B	C		
Shrink Pack							
14324	143244	Gray	4.54	4.54	-	1	8

Two-Gang 20/50 Amp Receptacle Cover



Use:

Round receptacle covers are used to provide weatherproof protection for a single 20/50 Amp outdoor receptacle.

- Suitable for wet locations when the cover is closed
- For one 2.125" diameter outlet

Material:

- Metal Die-Cast

Includes:

Gasket and hardware

Standards:


UL 514D
CSA C22.2 No. 42.1-13
NEMA 3R Compliant

Certifications:

E121488 LR57925

Model Number	UPC (0-31857)	Color	Product Dimensions (inches)			Retail Pack Quantity	Master Case Quantity
			A	B	C		
Shrink Pack							
14321	143213	Gray	4.54	4.54	-	1	8

Two-Gang Switch Cover



Use:

Switch covers are used to provide weatherproof protection for two outdoor switches.

- Suitable for wet locations when the covers are closed

Material:

- Metal Die-Cast

Includes:

Gasket and hardware

Standards:


UL 514D
 CSA C22.2 No. 42.1-13
 NEMA 3R Compliant

Certifications:



Model Number	UPC (0-31857)	Color	Product Dimensions (inches)			Retail Pack Quantity	Master Case Quantity
			A	B	C		
Shrink Pack							
14349	143497	Gray	4.54	4.54	-	1	8

Two-Gang GFCI Receptacle and Toggle Switch Cover



Use:

GFCI and toggle switch combination covers are used to provide weatherproof protection for one GFCI outdoor receptacle and one outdoor switch.

- Suitable for wet locations when the cover is closed

Material:

- Metal Die-Cast

Includes:

Gasket and hardware

Standards:

UL 514D
 CSA C22.2 No. 42.1-13
 NEMA 3R Compliant

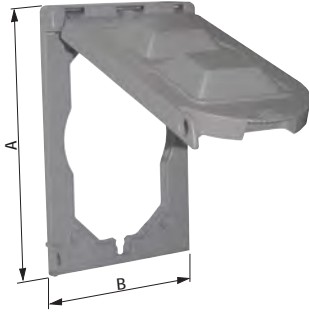
Certifications:



Model Number	UPC (0-31857)	Color	Product Dimensions (inches)			Retail Pack Quantity	Master Case Quantity
			A	B	C		
Shrink Pack							
14344	143442	Gray	4.84	4.84	-	1	8

Non-Metallic options found on page 127

One-Gang Vertical Multi-Use Receptacle Cover



Use:

One-gang multi-use receptacle covers are used to provide weatherproof protection for an outdoor receptacle.

- 3 configurations
- Adaptable for GFCI, duplex and 1.41" round receptacles
- Suitable for wet locations when the cover is closed
- For vertical installation

Material:

- Metal Die-Cast

Includes:

Adaptor plates, gasket and hardware


Standards:

UL 514D
CSA C22.2 No. 42.1-13
NEMA 3R Compliant

Certifications:

cUL_{us} E121488

One-Gang Horizontal Multi-Use Receptacle Cover



Use:

One-gang multi-use receptacle covers are used to provide weatherproof protection for an outdoor receptacle.

- 3 configurations
- Adaptable for GFCI, duplex and 1.41" round receptacles
- Suitable for wet locations when the cover is closed
- For horizontal installation

Material:

- Metal Die-Cast

Includes:

Adaptor plates, gasket and hardware

Standards:

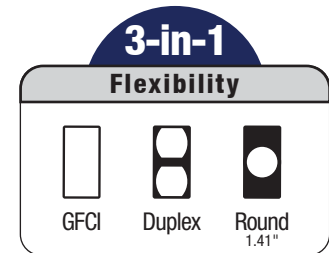
UL 514D
CSA C22.2 No. 42.1-13
NEMA 3R Compliant

Certifications:

cUL_{us} E121488


Model Number	UPC (0-31857)	Color	Product Dimensions (inches)			Retail Pack Quantity	Master Case Quantity
			A	B	C		
Shrink Pack							
14146	141462	Gray	4.63	2.83	-	1	12
14146BR	341466	Bronze	4.63	2.83	-	1	12
14146WH	641467	White	4.63	2.83	-	1	12

WARNING:
Cancer and Reproductive Harm
www.P65Warnings.ca.gov



Model Number	UPC (0-31857)	Color	Product Dimensions (inches)			Retail Pack Quantity	Master Case Quantity
			A	B	C		
Shrink Pack							
14145	141455	Gray	4.63	2.83	-	1	12
14145BR	341459	Bronze	4.63	2.83	-	1	12
14145WH	641450	White	4.63	2.83	-	1	12

WARNING:
Cancer and Reproductive Harm
www.P65Warnings.ca.gov



One-Gang Universal Receptacle Cover



Use:

One-gang universal receptacle covers are used to provide weatherproof protection for an outdoor receptacle.

- 6 configurations
- Adaptable for GFCI, duplex and 1.41" round receptacles
- Suitable for wet locations when the cover is closed
- Lockable cover

Material:

- Metal Die-Cast

Includes:

Adaptor plates, gasket and hardware

Standards:

UL 514D
CSA C22.2 No. 42.1-13
NEMA 3R Compliant

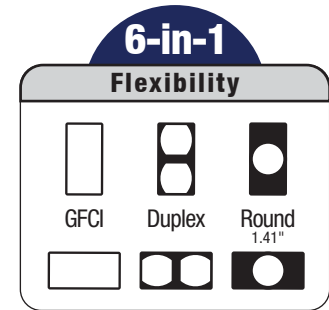

Certifications:

cUL_{us} E121488

Model Number	UPC (0-31857)	Color	Product Dimensions (inches)			Retail Pack Quantity	Master Case Quantity
			A	B	C		
Shrink Pack							
14147	141479	Gray	4.57	2.81	-	1	12
14147BR	341473	Bronze	4.57	2.81	-	1	12
14147WH	641474	White	4.57	2.81	-	1	12

WARNING:
Cancer and Reproductive Harm
www.P65Warnings.ca.gov

Mount vertically or horizontally with the corner hinge



Non-Metallic options found on page 129

Two-Gang Multi-Use Receptacle Cover



Use:

Two-gang multi-use receptacle covers are used to provide weatherproof protection for two outdoor receptacles.

- 6 configurations
- Each side is adaptable for GFCI, duplex and 1.41" round receptacles
- Suitable for wet locations when the covers are closed
- Lockable covers

Material:

- Metal Die-Cast

Includes:

Adaptor plates, gasket and hardware

Standards:


UL 514D
CSA C22.2 No. 42.1-13
NEMA 3R Compliant

Certifications:

cUL_{us} E121488

Model Number	UPC (0-31857)	Color	Product Dimensions (inches)			Retail Pack Quantity	Master Case Quantity
			A	B	C		
Shrink Pack							
14945	149451	Gray	4.58	4.65	-	1	8

WARNING:
Cancer and Reproductive Harm
www.P65Warnings.ca.gov



Non-Metallic options found on page 129

One-Gang While-In-Use Receptacle Cover



Use:

One-gang in-use receptacle covers allow an outlet to be utilized while the cover is closed in wet, damp or dry locations.

- 16 configurations
- Adaptable for GFCI, duplex, round and switch devices
- 2-1/4" deep
- Lockable

Material:

- Metal Die-Cast

Includes:

Adaptor plates, pre-installed gasket and hardware

Standards:

UL 514D
CSA C22.2 No. 42.1-13
NEMA 3R Compliant

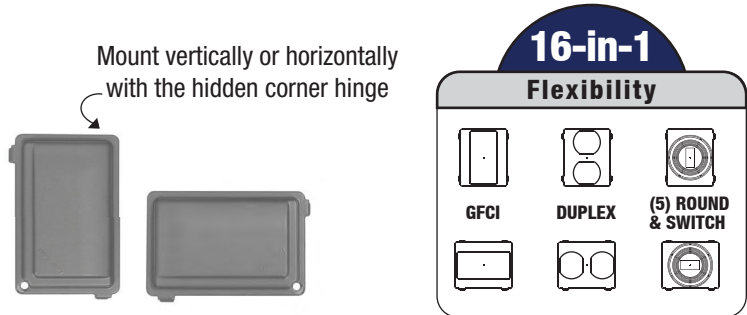
Certifications:

UL_{us} E121488 SF_{us} 174008

Model Number	UPC (0-31857)	Color	Product Dimensions (inches)			Retail Pack Quantity	Master Case Quantity
			A	B	C		
Shrink Pack							
14434	144340	Gray	5.98	4.02	2.64	1	4

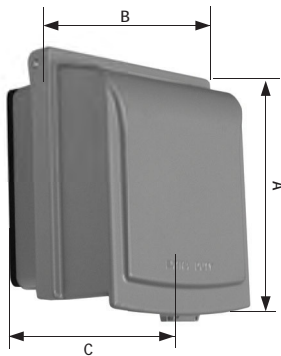
WARNING:
Cancer and Reproductive Harm
www.P65Warnings.ca.gov

Meets NEC's "Extra Duty" Requirement



Non-Metallic options found on page 130

Two-Gang While-In-Use Receptacle Cover



Use:

Two-gang in-use receptacle covers allow two receptacles to be utilized while the cover is closed in wet, damp or dry locations.

- 55 configurations
- Adaptable for GFCI, duplex, round and switch devices
- 3-1/8" deep
- Lockable

Material:

- Metal Die-Cast

Includes:

Adaptor plates, pre-installed gasket and hardware

Standards:

UL 514D
CSA C22.2 No. 42.1-13
NEMA 3R Compliant

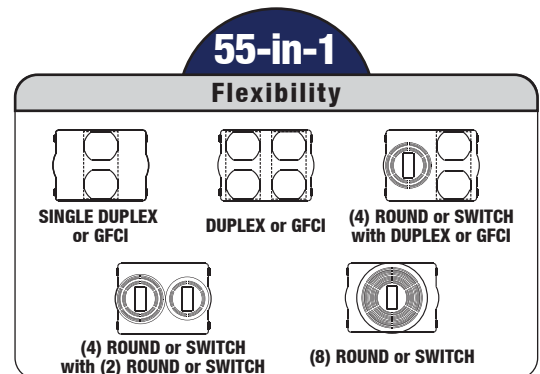
Certifications:

UL_{us} E121488 SF_{us} 174008

Model Number	UPC (0-31857)	Color	Product Dimensions (inches)			Retail Pack Quantity	Master Case Quantity
			A	B	C		
Shrink Pack							
14433	144333	Gray	6.02	5.55	3.50	1	2


WARNING:
Cancer and Reproductive Harm
www.P65Warnings.ca.gov

Meets NEC's "Extra Duty" Requirement



Non-Metallic options found on page 130

One-Gang Horizontal Duplex Cover and Receptacle Kit



Model Number	UPC (0-31857)	Color	Product Dimensions (inches)			Retail Pack Quantity	Master Case Quantity
			A	B	C		
Shrink Pack							
14227	142278	Gray	4.58	2.83	-	1	10
14227BR	342272	Bronze	4.58	2.83	-	1	10
14227WH	642273	White	4.58	2.83	-	1	10

WARNING:
Cancer and Reproductive Harm
www.P65Warnings.ca.gov

Use:

Horizontal duplex cover and receptacle kits are used to provide weatherproof protection for the included outdoor duplex receptacle.

- Suitable for wet locations when the covers are closed
- For horizontal mounting
- 15-Amp tamper-resistant, weather-resistant duplex receptacle included

Material:

- Metal Die-Cast


Includes:

One-gang duplex cover, TRWR duplex receptacle, gasket and hardware


Standards:

UL 514D
CSA C22.2 No. 42.1-13
NEMA 3R Compliant

Certifications:

c  us E324138

One-Gang Universal Duplex Receptacle Kit



Model Number	UPC (0-31857)	Color	Product Dimensions (inches)			Retail Pack Quantity	Master Case Quantity
			A	B	C		
Shrink Pack							
16446	164461	Gray	4.58	2.83	-	1	6
16446BR	364465	Bronze	4.58	2.83	-	1	6
16446WH	664466	White	4.58	2.83	-	1	6

WARNING:
Cancer and Reproductive Harm
www.P65Warnings.ca.gov

Use:

One-gang universal duplex receptacle kits are used to provide weatherproof protection for the included outdoor duplex receptacle.

- Suitable for wet locations when the cover is closed
- For vertical or horizontal mounting with the universal cover's corner hinge
- 15-Amp tamper-resistant, weather-resistant duplex receptacle included

Material:

- Metal Die-Cast


Includes:

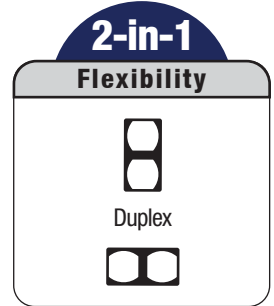
One-gang metal box with three 1/2" holes, one-gang universal cover, TRWR duplex receptacle, closure plugs, gasket and hardware

Standards:


UL 514D
CSA C22.2 No. 42.1-13
NEMA 3R Compliant

Certifications:


 us E324138



Mount vertically or horizontally
with the corner hinge



One-Gang Universal GFCI Receptacle Kit



Use:

One-gang universal GFCI receptacle kits are used to provide weatherproof protection for the included outdoor GFCI receptacle.

- Suitable for wet locations when the cover is closed
- For vertical or horizontal mounting with the universal cover's corner hinge
- 15-Amp tamper-resistant, weather-resistant GFCI receptacle included

Material:

- Metal Die-Cast

Includes:

One-gang metal box with three 1/2" holes, one-gang universal cover, TRWR GFCI receptacle, closure plugs, gasket and hardware

Standards:

UL 514D
 CSA C22.2 No. 42.1-13
 NEMA 3R Compliant

Certifications:

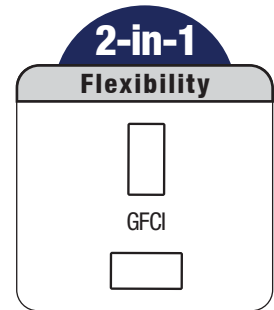

cUL_{us} E324138

Model Number	UPC (0-31857)	Color	Product Dimensions (inches)			Retail Pack Quantity	Master Case Quantity
			A	B	C		
Shrink Pack							
16449	164492	Gray	4.57	2.83	-	1	6
16449BR	364496	Bronze	4.57	2.83	-	1	6
16449WH	664497	White	4.57	2.83	-	1	6
16449ORB	374495	Oil Rubbed Bronze	4.57	2.83	-	1	6

WARNING:
 Cancer and Reproductive Harm
www.P65Warnings.ca.gov



Mount vertically or horizontally
 with the corner hinge



One-Gang While-In-Use GFCI Receptacle Kit



Model Number	UPC (0-31857)	Color	Product Dimensions (inches)			Retail Pack Quantity	Master Case Quantity
			A	B	C		
Display Box							
16802	168025	Gray	4.54	3.66	-	1	4

Meets NEC's "Extra Duty" Requirement

WARNING:
Cancer and Reproductive Harm
www.P65Warnings.ca.gov

Use:

One-gang in-use receptacle kits allow an outlet to be utilized while the cover is closed in wet, damp or dry locations.

- For vertical or horizontal mounting with the corner hinge
- 15-Amp tamper-resistant, weather-resistant GFCI receptacle included
- 3-1/8" deep
- Lockable

Material:

- Metal Die-Cast

Includes:

One-gang metal box with three 1/2" holes, one-gang while-in-use cover, TRWR GFCI receptacle, closure plugs, pre-installed gasket and hardware

Standards:

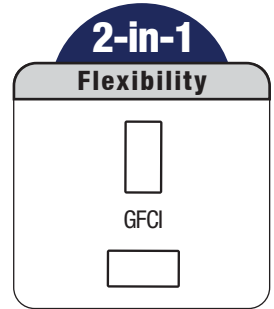
UL 514D
CSA C22.2 No. 42.1-13
NEMA 3R Compliant

Certifications:

 us E324138  174008

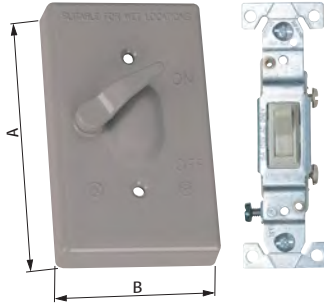


Mount vertically or horizontally with the corner hinge



Non-Metallic options found on page 133

One-Gang Toggle Switch Kit



Use:

Toggle switch kits are used to provide weatherproof protection for the included outdoor switch mounted in a one-gang weatherproof box.

- 15-Amp/120 Volt toggle switch included

Material:

- Metal Die-Cast


Includes:

One-gang toggle switch cover, toggle switch, gasket and hardware

Standards:

UL 514D
CSA C22.2 No. 42.1-13
NEMA 3R Compliant


Certifications:

c  us E324138

Model Number	UPC (0-31857)	Color	Switch Type	Product Dimensions (inches)			Retail Pack Quantity	Master Case Quantity
				A	B	C		
Shrink Pack								
14216	142162	Gray	SP 15A	4.57	2.83	-	1	10
14218	142186	Gray	3-WAY 15A	4.57	2.83	-	1	10

WARNING:
Cancer and Reproductive Harm
www.P65Warnings.ca.gov

Two-Gang Toggle Switch Kit



Use:

Two-gang toggle switch covers are used to provide weatherproof protection to two outdoor switches mounted in a two-gang weatherproof box.

- 15-Amp/120 Volt single pole toggle switches included

Material:

- Metal Die-Cast


Includes:

Two-gang toggle switch cover, (2) toggle switches, gasket and hardware

Standards:


UL 514D
CSA C22.2 No. 42.1-13
NEMA 3R Compliant

Certifications:

c  us E324138

Model Number	UPC (0-31857)	Color	Switch Type	Product Dimensions (inches)			Retail Pack Quantity	Master Case Quantity
				A	B	C		
Shrink Pack								
14219	142193	Gray	SP 15A	4.84	4.84	-	1	10

Lampholder



Use:

Lampholders are used in conjunction with weatherproof boxes and covers for outdoor lighting applications.

- Fits 1/2" knockouts
- Adjustable

Material:

- Metal Die-Cast

Includes:

Lampholder and gasket

Bulb Type:

150-Watt (max.) PAR38 bulb required (not included)

Standards:

UL 1598
CSA C22.2 No. 250.0-08
NEMA 3R Compliant

Certifications:

 E195204  LR57925

Model Number	UPC (0-31857)	Color	Product Dimensions (inches)			Retail Pack Quantity	Master Case Quantity
			A	B	C		
Shrink Pack							
14330	143305	Gray	2.09	3.57	-	1	20
14330BR	343309	Bronze	2.09	3.57	-	1	20
14330WH	643300	White	2.09	3.57	-	1	20

 **WARNING:**
Cancer and Reproductive Harm
www.P65Warnings.ca.gov



PAR38 type bulbs
75-150 max. watt
(not included)

Non-Metallic options found on page 134

Spike-A-Lite® Lampholder



Use:

Spike-A-Lite® lampholders are used for outdoor lighting applications. Preassembled with a ground stake for direct ground installation.

- Plug-in floodlight
- 9" cord
- Adjustable

Material:

- Metal Die-Cast

Includes:

Lampholder with preassembled ground stake and gasket, 9 in. cord with grounded outlet plug


Bulb Type:

150-Watt (max.) PAR38 bulb required (not included)

Standards:

UL 153
CSA C22.2 No. 12-1982
NEMA 3R Compliant

Certifications:

c  us E237292

Model Number	UPC (0-31857)	Color	Cord Length	Product Dimensions (inches)			Retail Pack Quantity	Master Case Quantity
				A	B	C		
Clamshell								
14792GN	947927	Bronze	9"	2.09	3.57	-	1	6

WARNING:
Cancer and Reproductive Harm
www.P65Warnings.ca.gov



PAR38 type bulb
75-150 max. watt
(not included)

LED option found on page 120

Round Cover and Lampholder Kit



Use:

Round cover and lampholder kits are used in conjunction with a 4" round weatherproof box in outdoor security or aesthetic lighting applications.

- Adjustable lampholder

Material:

- Metal Die-Cast

Includes:

One 1/2" hole round cover, (1) lampholder, gaskets and hardware

Bulb Type:

150-Watt (max.) PAR38 bulb required (not included)

Standards:

UL 1598
CSA C22.2 No. 250.0-08
NEMA 3R Compliant

Certifications:

cUL_{us} E195204

Model Number	UPC (0-31857)	Color	Product Dimensions (inches)			Retail Pack Quantity	Master Case Quantity
			A	B	C		
Shrink Pack							
14780	147808	Gray	-	-	-	1	12
14780BR	347802	Bronze	-	-	-	1	12
14780WH	647803	White	-	-	-	1	12

WARNING:
Cancer and Reproductive Harm
www.P65Warnings.ca.gov



PAR38 type bulb
75-150 max. watt
(not included)

Round Cover and Two Lampholders Kit



Use:

Round cover and lampholder kits are used in conjunction with a 4" round weatherproof box in outdoor security or aesthetic lighting applications.

- Adjustable lampholders

Material:

- Metal Die-Cast

Includes:

Three 1/2" hole round cover, (2) lampholders, closure plug, gaskets and hardware

Bulb Type:

150-Watt (max.) PAR38 bulb required for each lamp (not included)

Standards:

UL 1598
CSA C22.2 No. 250.0-08
NEMA 3R Compliant

Certifications:

cUL_{us} E195204

Model Number	UPC (0-31857)	Color	Product Dimensions (inches)			Retail Pack Quantity	Master Case Quantity
			A	B	C		
Shrink Pack							
14782	147822	Gray	-	-	-	1	10
14782BR	347826	Bronze	-	-	-	1	10
14782WH	647827	White	-	-	-	1	10

WARNING:
Cancer and Reproductive Harm
www.P65Warnings.ca.gov



X2 PAR38 type bulbs
75-150 max. watt
(not included)

Metal Light Kit



Use:

Metal light kits are for outdoor security or aesthetic lighting applications.

- Adjustable lampholders

Material:

- Metal Die-Cast

Includes:

Round box with five 1/2" holes, round cover with three 1/2" holes, (2) lampholders, closure plugs, gaskets and hardware

Bulb Type:

150-Watt (max.) PAR38 bulb required for each lamp (not included)

Standards:

UL 1598
CSA C22.2 No. 250.0-08
NEMA 3R Compliant

Certifications:


c  us E195204

Model Number	UPC (0-31857)	Color	Product Dimensions (inches)			Retail Pack Quantity	Master Case Quantity
			A	B	C		
Display Box							
16795	167950	Gray	-	-	-	1	3
16797	367978	Bronze	-	-	-	1	3
16795WH	667955	White	-	-	-	1	3

WARNING:
Cancer and Reproductive Harm
www.P65Warnings.ca.gov

 **X2** PAR38 type bulbs
75-150 max. watt
(not included)

LED Light



Use:

LED lights are used in conjunction with weatherproof boxes and covers for outdoor lighting applications.

- Fits 1/2" knockouts
- Tool-free adjustable lamp head
- Long-lasting LED

Material:

- Metal Die-Cast

Includes:

Lamp head, bulb and lens

Bulb Type:

10-Watt LED (included)

Standards:

UL 1598
CSA C22.2 No. 250.0-08
NEMA 3R Compliant

Certifications:

cUL_{us} E470512

LED Light



Use:

LED lights are used in conjunction with weatherproof boxes and covers for outdoor lighting applications.

- Fits 1/2" knockouts
- Tool-free adjustable lamp head
- Long-lasting LED

Material:

- Metal Die-Cast

Includes:

Lamp head, bulb and lens

Bulb Type:

12-Watt LED (included)

Standards:

UL 1598
CSA C22.2 No. 250.0-08
NEMA 3R Compliant

Certifications:

cUL_{us} E470512

Model Number	UPC (0-31857)	Color	Product Dimensions (inches)			Retail Pack Quantity	Master Case Quantity
			A	B	C		
Display Box							
14337	143374	Gray	3.34	2.74	-	1	4
14337BR	343378	Bronze	3.34	2.74	-	1	4
14337WH	643379	White	3.34	2.74	-	1	4

LED

10 Watts
800 Lumens

Brightness Equivalent to

60W
Incandescent

20W
CFL

Lighting Facts

LED Light	
Brightness	800 Lumens
Energy Used	10 Watts
Brightness Equivalent	
Incandescent	60 Watts
CFL	20 Watts
Lumens per Watt	80 Lumens
Voltage	120/277 Volts
Annual Units*	18.25 KWH
Estimated Annual Energy Cost*	\$2.00
Light Appearance	5000 K
*Assuming daily usage of 5 hours under normal conditions	

Coverage Area of one bulb



WARNING:
Cancer and Reproductive Harm
www.P65Warnings.ca.gov.

Model Number	UPC (0-31857)	Color	Product Dimensions (inches)			Retail Pack Quantity	Master Case Quantity
			A	B	C		
Display Box							
14338	143371	Gray	3.36	2.87	-	1	4
14338BR	343375	Bronze	3.36	2.87	-	1	4
14338WH	643376	White	3.36	2.87	-	1	4

LED

12 Watts
1000 Lumens

Brightness Equivalent to

60W
Incandescent

20W
CFL

Lighting Facts

LED Light	
Brightness	1000 Lumens
Energy Used	12 Watts
Brightness Equivalent	
Incandescent	60 Watts
CFL	20 Watts
Lumens per Watt	83 Lumens
Voltage	120/277 Volts
Annual Units*	21.90 KWH
Estimated Annual Energy Cost*	\$2.40
Light Appearance	3000 K
*Assuming daily usage of 5 hours under normal conditions	

Coverage Area of one bulb



WARNING:
Cancer and Reproductive Harm
www.P65Warnings.ca.gov.

LED Light Kit



Model Number	UPC (0-31857)	Color	Product Dimensions (inches)			Retail Pack Quantity	Master Case Quantity
			A	B	C		
Display Box							
16754	167547	Gray	-	-	-	1	2
16754BR	367541	Bronze	-	-	-	1	2
16754WH	667542	White	-	-	-	1	2

LED

24 Watts
2000 Lumens

Brightness Equivalent to

120W
Incandescent

40W
CFL

Use:

LED light kits are for outdoor security or aesthetic lighting applications.

- Tool-free adjustable lamp heads
- Long-lasting LED

Material:

- Metal Die-Cast

Includes:

Round box with five 1/2" holes, round cover, (2) LED lights, closure plugs, gasket and hardware

Bulb Type:

24-Watt LED bulbs (included)

Standards:

UL 1598

CSA C22.2 No. 250.0-08

NEMA 3R Compliant

Certifications:

cULus E470512

Lighting Facts

LED Light Kit - 2 Bulbs

Brightness 2000 Lumens

Energy Used 24 Watts

Brightness Equivalent
Incandescent 120 Watts
CFL 40 Watts

Lumens per Watt 83 Lumens

Voltage 120/277 Volts

Annual Units* 43.8 KWH

Annual Energy Cost* \$4.80

Light Appearance 3000 K



*Estimated assuming daily usage of 5 hours under normal conditions

Coverage Area



for one bulb from 15 feet away



WARNING:
Cancer and Reproductive Harm
www.P65Warnings.ca.gov

LED Spike Light



Use:

LED spike lights are used for outdoor lighting applications. Preassembled with a ground stake for direct ground installation.

- Plug-in floodlight
- 4 ft. cord
- Tool-free adjustable lamp head
- Long-lasting LED

Material:

- Metal Die-Cast

Includes:

Light with preassembled ground stake, 4 ft. cord with grounded outlet plug

Bulb Type:

7-Watt (included)

Standards:

UL 153
CSA C22.2 No. 250.4
NEMA 3R Compliant

Certifications:

cULus E514227

Model Number	UPC (0-31857)	Color	Product Dimensions (inches)			Retail Pack Quantity	Master Case Quantity
			A	B	C		
Display Box							
14809BR	348090	Bronze	2.52	4.23	6.55	1	6


LED	7 Watts 550 Lumens	Brightness Equivalent to	
		40W Incandescent	9W CFL

Lighting Facts													
LED Light													
Brightness	550 Lumens												
Energy Used	7 Watts												
Brightness Equivalent													
Incandescent	40 Watts												
CFL	9 Watts												
Lumens per Watt	78.57 Lumens												
Voltage	120 Volts												
Annual Units*	12.77 KWH												
Estimated Annual Energy Cost*	\$1.50												
Light Appearance	3000 K												
<table border="1"> <tr> <td>2600 K</td> <td>3000 K</td> <td>3200 K</td> <td>4500 K</td> <td>7000 K</td> <td>10000 K</td> </tr> <tr> <td>Warm White</td> <td>Bright White</td> <td>Natural Daylight</td> <td>Cool White</td> <td></td> <td></td> </tr> </table>		2600 K	3000 K	3200 K	4500 K	7000 K	10000 K	Warm White	Bright White	Natural Daylight	Cool White		
2600 K	3000 K	3200 K	4500 K	7000 K	10000 K								
Warm White	Bright White	Natural Daylight	Cool White										
*Assuming daily usage of 5 hours under normal conditions													



WARNING:
Cancer and Reproductive Harm
www.P65Warnings.ca.gov

One-Gang Outlet Box



Use:

One-gang outlet boxes are used as a weatherproof junction box or housing for a single electrical device in wet, damp or dry locations.

- 3/4" to 1/2" reducers included
- UL Marine Listed

Material:

- Non-Metallic

Includes:

Reducing bushings and closure plugs

Standards:

UL 514C
NEMA 3R Compliant

Certifications:




Model Number	UPC (0-31857)	Color	Knockouts	Volume Cu. In.	Product Dimensions (inches)			Retail Pack Quantity	Master Case Quantity
					A	B	C		
Shrink Pack									
14110	141103	Gray	(3) 1/2" or 3/4"	16.3	4.57	2.80	1.97	1	16
14110WH	641108	White	(3) 1/2" or 3/4"	16.3	4.57	2.80	1.97	1	16



3/4" to 1/2"
Reducers Included

WARNING:
Cancer and Reproductive Harm
www.P65Warnings.ca.gov

Two-Gang Outlet Box



Use:

Two-gang outlet boxes are used as a weatherproof junction box or as a housing for up to two electrical devices in wet, damp or dry locations.

- (3) 1/2" holes and (4) 3/4" holes
- UL Marine Listed

Material:

- Non-Metallic

Includes:

Closure plugs

Standards:

UL 514C
NEMA 3R Compliant


Certifications:



Model Number	UPC (0-31857)	Color	Knockouts	Volume Cu. In.	Product Dimensions (inches)			Retail Pack Quantity	Master Case Quantity
					A	B	C		
Shrink Pack									
14120	141202	Gray	(3) 1/2" & (4) 3/4"	28.3	4.63	4.63	1.97	1	9
14120WH	641207	White	(3) 1/2" & (4) 3/4"	28.3	4.63	4.63	1.97	1	9

WARNING:
Cancer and Reproductive Harm
www.P65Warnings.ca.gov

Round Outlet Box



Use:

Round outlet boxes are used as a weatherproof junction box or mounting location for lampholders in wet, damp or dry locations.

- 3/4" to 1/2" reducers included
- UL Marine Listed

Material:

- Non-Metallic

Includes:

Reducing bushings and closure plugs

Standards:

UL 514C

NEMA 3R Compliant

Certifications:




Model Number	UPC (0-31857)	Color	Knockouts	Volume Cu. In.	Product Dimensions (inches)			Retail Pack Quantity	Master Case Quantity
					A	B	C		
Shrink Pack									
14130	141301	Gray	(5) 1/2" or 3/4"	13.8	5.55	4.27	1.50	1	13
14130WH	641306	White	(5) 1/2" or 3/4"	13.8	5.55	4.27	1.50	1	13



3/4" to 1/2"
Reducers Included

WARNING:
Cancer and Reproductive Harm
www.P65Warnings.ca.gov.

One-Gang Blank Cover



Use:

One-gang blank covers are used with one-gang, rectangular weatherproof boxes. Protects boxes not in use.

- UL Marine Listed

Material:

- Non-Metallic

Includes:

Gasket and hardware

Standards:

UL 514C
NEMA 3R Compliant


Certifications:



Model Number	UPC (0-31857)	Color	Product Dimensions (inches)			Retail Pack Quantity	Master Case Quantity
			A	B	C		
Shrink Pack							
14150	141509	Gray	4.63	2.87	-	1	20
14150WH	641504	White	4.63	2.87	-	1	20

WARNING:
Cancer and Reproductive Harm
www.P65Warnings.ca.gov

Two-Gang Blank Cover



Use:

Two-gang blank covers are used with two-gang, square weatherproof boxes. Protects boxes not in use.

- UL Marine Listed

Material:

- Non-Metallic

Includes:

Gasket and hardware

Standards:

UL 514C
NEMA 3R Compliant


Certifications:



Model Number	UPC (0-31857)	Color	Product Dimensions (inches)			Retail Pack Quantity	Master Case Quantity
			A	B	C		
Shrink Pack							
14160	141608	Gray	4.84	4.84	-	1	10
14160WH	641603	White	4.84	4.84	-	1	10

WARNING:
Cancer and Reproductive Harm
www.P65Warnings.ca.gov

Round Blank Cover



Model Number	UPC (0-31857)	Color	Product Dimensions (inches)			Retail Pack Quantity	Master Case Quantity
			A	B	C		
Shrink Pack							
14170	141707	Gray	4.29	-	-	1	20
14170WH	641702	White	4.29	-	-	1	20

WARNING:
Cancer and Reproductive Harm
www.P65Warnings.ca.gov.

Use:

Round blank covers are used with 4" round weatherproof boxes. Protects boxes not in use.

- UL Marine Listed

Material:

- Non-Metallic

Includes:

Gasket and hardware

Standards:


UL 514C

NEMA 3R Compliant

Certifications:



One-Gang Cover With Three 1/2" Holes



Use:

Three hole cluster covers are used to provide a mounting location for up to three lampholders to a one-gang weatherproof box.

- With three 1/2" threaded knockouts

Material:

- Non-Metallic

Includes:

Closure plugs, gasket and hardware


Standards:

UL 1598
CSA C22.2 No. 250.0-08
NEMA 3R Compliant

Certifications:

c  us E163827

Round Cover With Three 1/2" Holes



Use:

Three hole cluster covers are used to provide a mounting location for up to three lampholders to a 4" round weatherproof box.

- With three 1/2" threaded knockouts

Material:

- Non-Metallic

Includes:

Closure plugs, gasket and hardware

Standards:

UL 1598
CSA C22.2 No. 250.0-08
NEMA 3R Compliant

Certifications:

c  us E163827


Model Number	UPC (0-31857)	Color	Knockouts	Product Dimensions (inches)			Retail Pack Quantity	Master Case Quantity
				A	B	C		
Shrink Pack								
14375	143756	Gray	(3) 1/2"	4.77	3.01	1.22	1	15
14375WH	643751	White	(3) 1/2"	4.77	3.01	1.22	1	15

WARNING:
Cancer and Reproductive Harm
www.P65Warnings.ca.gov

Model Number	UPC (0-31857)	Color	Knockouts	Product Dimensions (inches)			Retail Pack Quantity	Master Case Quantity
				A	B	C		
Shrink Pack								
14390	143909	Gray	(3) 1/2"	4.50	1.17	-	1	15
14390WH	643904	White	(3) 1/2"	4.50	1.17	-	1	15

WARNING:
Cancer and Reproductive Harm
www.P65Warnings.ca.gov

One-Gang Horizontal Duplex Receptacle Cover



Use:

Horizontal duplex covers are used to provide weatherproof protection for an outdoor duplex receptacle.

- Suitable for wet locations when the covers are closed
- For horizontal installation
- Lockable covers

Material:

- Non-Metallic

Includes:

Gasket and hardware

Standards:

UL 514D
CSA C22.2 No. 42.1-13
NEMA 3R Compliant

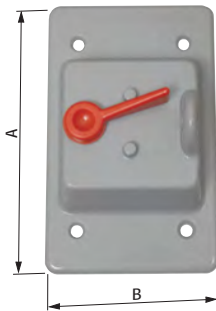
Certifications:

cUL_{us} E332841

Model Number	UPC (0-31857)	Color	Product Dimensions (inches)			Retail Pack Quantity	Master Case Quantity
			A	B	C		
Shrink Pack							
14211	142117	Gray	4.77	2.96	-	1	20
14211WH	642112	White	4.77	2.96	-	1	20

WARNING:
Cancer and Reproductive Harm
www.P65Warnings.ca.gov

One-Gang Toggle Switch Cover



Use:

Toggle switch covers are used to provide weatherproof protection for an outdoor switch mounted in a one-gang weatherproof box.

Material:

- Non-Metallic

Includes:

Gasket and hardware

Standards:

UL 514D
CSA C22.2 No. 42.1-13
NEMA 3R Compliant


Certifications:

cUL_{us} E332841

Model Number	UPC (0-31857)	Color	Product Dimensions (inches)			Retail Pack Quantity	Master Case Quantity
			A	B	C		
Shrink Pack							
14210	142100	Gray	4.76	3.01	-	1	12
14210WH	642105	White	4.76	3.01	-	1	12

WARNING:
Cancer and Reproductive Harm
www.P65Warnings.ca.gov

Two-Gang GFCI Receptacle and Toggle Switch Cover



Use:

GFCI and toggle switch combination covers are used to provide weatherproof protection for one GFCI outdoor receptacle and one outdoor switch.

- Suitable for wet locations when the cover is closed
- Lockable receptacle cover

Material:

- Non-Metallic

Includes:

Gasket and hardware


Standards:

UL 514D
CSA C22.2 No. 42.1-13
NEMA 3R Compliant

Certifications:

cUL_{us} E332841

Two-Gang Duplex Receptacle and Toggle Switch Cover



Use:

Duplex and toggle switch combination covers are used to provide weatherproof protection for one duplex outdoor receptacle and one outdoor switch.

- Suitable for wet locations when the cover is closed
- Duplex cover is lockable

Material:

- Non-Metallic

Includes:

Gasket and hardware

Standards:

UL 514D
CSA C22.2 No. 42.1-13
NEMA 3R Compliant

Certifications:

cUL_{us} E332841


Model Number	UPC (0-31857)	Color	Product Dimensions (inches)			Retail Pack Quantity	Master Case Quantity
			A	B	C		
Shrink Pack							
14326	143268	Gray	4.84	4.84	-	1	8
14326WH	643263	White	4.84	4.84	-	1	8

WARNING:
Cancer and Reproductive Harm
www.P65Warnings.ca.gov.

Model Number	UPC (0-31857)	Color	Product Dimensions (inches)			Retail Pack Quantity	Master Case Quantity
			A	B	C		
Shrink Pack							
14325	143251	Gray	4.84	4.84	-	1	8
14325WH	643256	White	4.84	4.84	-	1	8

WARNING:
Cancer and Reproductive Harm
www.P65Warnings.ca.gov.

Two-Gang Multi-Use Receptacle and Toggle Switch Cover



Use:

Multi-use and toggle switch combination covers are used to provide weatherproof protection for one outdoor switch and one outdoor receptacle or switch.

- Four configurations
- Left side is preconfigured for duplex and adaptable for GFCI, 1-3/8" round or a second switch
- Suitable for wet locations when the cover is closed
- Multi-use cover is lockable

Material:

- Non-Metallic

Includes:

Adaptor plates, gasket and hardware

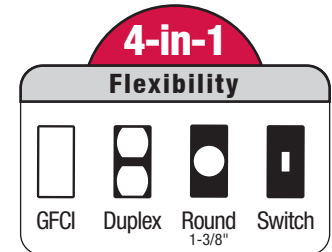
Standards:

UL 514D
CSA C22.2 No. 42.1-13
NEMA 3R Compliant

Certifications:


cUL_{us} E332841

Model Number	UPC (0-31857)	Color	Product Dimensions (inches)			Retail Pack Quantity	Master Case Quantity
			A	B	C		
Shrink Pack							
14329	143299	Gray	4.84	4.84	-	1	8
14329WH	643294	White	4.84	4.84	-	1	8



WARNING:
Cancer and Reproductive Harm
www.P65Warnings.ca.gov

Two-Gang Toggle Switch Cover



Use:

Toggle switch covers are used to provide weatherproof protection for two outdoor switches.

Material:

- Non-Metallic

Includes:

Gasket and hardware

Standards:

UL 514D
CSA C22.2 No. 42.1-13
NEMA 3R Compliant


Certifications:

cUL_{us} E332841

Model Number	UPC (0-31857)	Color	Product Dimensions (inches)			Retail Pack Quantity	Master Case Quantity
			A	B	C		
Shrink Pack							
14327	143275	Gray	4.84	4.84	-	1	8
14327WH	643270	White	4.84	4.84	-	1	8

WARNING:
Cancer and Reproductive Harm
www.P65Warnings.ca.gov

One-Gang Universal Receptacle Cover



Use:

One-gang universal receptacle covers are used to provide weatherproof protection for an outdoor receptacle.

- 6 configurations
- Adaptable for GFCI, duplex and 1-3/8" round receptacles
- Suitable for wet locations when the cover is closed
- Lockable cover

Material:

- Non-Metallic

Includes:

Adaptor plates, gasket and hardware

Standards:

UL 514D
CSA C22.2 No. 42.1-13
NEMA 3R Compliant

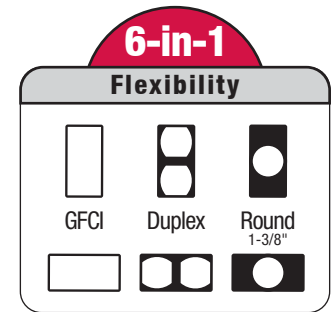
Certifications:

us E332841


Model Number	UPC (0-31857)	Color	Product Dimensions (inches)			Retail Pack Quantity	Master Case Quantity
			A	B	C		
Shrink Pack							
14140	141400	Gray	4.76	3.01	-	1	12
14140WH	641405	White	4.76	3.01	-	1	12

WARNING:
Cancer and Reproductive Harm
www.P65Warnings.ca.gov

Mount vertically or horizontally with the corner hinge



Two-Gang Multi-Use Receptacle Cover



Use:

Two-gang multi-use receptacle covers are used to provide weatherproof protection for two outdoor receptacles.

- 6 configurations
- Each side is adaptable for GFCI, duplex and 1-3/8" round receptacles
- Suitable for wet locations when the covers are closed
- Lockable cover

Material:

- Non-Metallic

Includes:

Adaptor plates, gasket and hardware

Standards:


UL 514D
CSA C22.2 No. 42.1-13
NEMA 3R Compliant

Certifications:

us E332841


Model Number	UPC (0-31857)	Color	Product Dimensions (inches)			Retail Pack Quantity	Master Case Quantity
			A	B	C		
Shrink Pack							
14180	141806	Gray	4.83	4.83	-	1	8
14180WH	641801	White	4.83	4.83	-	1	8

WARNING:
Cancer and Reproductive Harm
www.P65Warnings.ca.gov



NON-METALLIC MULTI-USE COVERS

One-Gang While-In-Use Receptacle Cov



Use:

One-gang in-use receptacle covers allow an outlet to be utilized while the cover is closed in wet, damp or dry locations.

- 16 configurations
- Adaptable for GFCI, duplex, round and switch devices
- 2-1/4" deep
- Lockable

Material:

- Non-Metallic

Includes:

Adaptor plates, pre-installed gasket and hardware

Standards:

UL 514D
CSA C22.2 No. 42.1-13
NEMA 3R Compliant

Certifications:

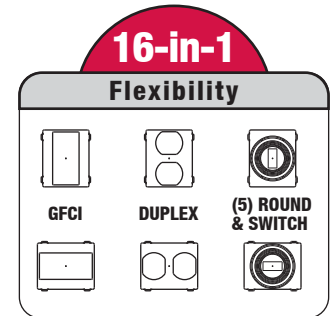
cUL_{us} E332841 cSP_{us} 174008

Model Number	UPC (0-31857)	Color	Product Dimensions (inches)			Retail Pack Quantity	Master Case Quantity
			A	B	C		
Shrink Pack							
14414CL	541460	Clear	5.98	4.02	2.64	1	6
14414	144142	Gray	5.98	4.02	2.64	1	6
14414BR	344146	Bronze	5.98	4.02	2.64	1	6
14414WH	644147	White	5.98	4.02	2.64	1	6

WARNING:
Cancer and Reproductive Harm
www.P65Warnings.ca.gov.

Meets NEC's "Extra Duty" Requirement

Mount vertically or horizontally
with the corner hinge



Two-Gang While-In-Use Receptacle Cover



Use:

Two-gang in-use receptacle covers allow two receptacles to be utilized while the cover is closed in wet, damp or dry locations.

- 55 configurations
- Adaptable for GFCI, duplex, round and switch devices
- 3-1/8" deep
- Lockable

Material:

- Non-Metallic

Includes:

Adaptor plates, pre-installed gasket and hardware

Standards:

UL 514D
CSA C22.2 No. 42.1-13
NEMA 3R Compliant

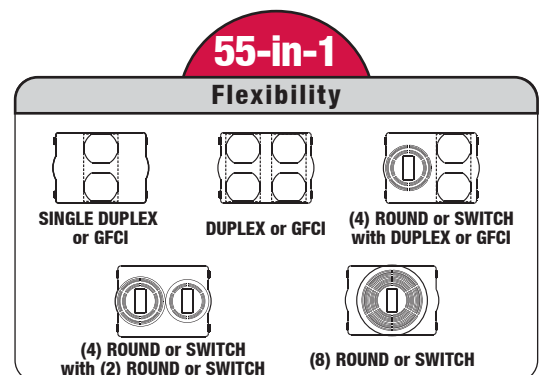
Certifications:

cUL_{us} E332841 cSP_{us} 174008

Model Number	UPC (0-31857)	Color	Product Dimensions (inches)			Retail Pack Quantity	Master Case Quantity
			A	B	C		
Shrink Pack							
14426CL	544263	Clear	6.02	5.63	3.50	1	4
14426	144265	Gray	6.02	5.63	3.50	1	4
14426BR	344269	Bronze	6.02	5.63	3.50	1	4

WARNING:
Cancer and Reproductive Harm
www.P65Warnings.ca.gov.

Meets NEC's "Extra Duty" Requirement



Slimline While-In-Use Vertical Receptacle Cover



Use:

Slimline in-use receptacle covers allow an outlet to be utilized while the cover is closed in wet, damp or dry locations.

- Adaptable for GFCI and duplex receptacles
- For vertical installations
- Lockable

Material:

- Non-Metallic

Includes:

Adaptor plates, pre-installed gasket and hardware

Standards:

UL 514D & UL 498A
CSA C22.2 No. 42.1-13 & CSA C22.2 No. 42-10
NEMA 3R Compliant

Certifications:



Model Number	UPC (0-31857)	Color	Product Dimensions (inches)			Retail Pack Quantity	Master Case Quantity
			A	B	C		
Shrink Pack							
14440	144401	Gray	5.51	3.58	1.56	1	6
14440CL	544409	Clear	5.51	3.58	1.56	1	6
14440WH	644406	White	5.51	3.58	1.56	1	6

WARNING:
Cancer and Reproductive Harm
www.P65Warnings.ca.gov

Meets NEC's "Extra Duty" Requirement

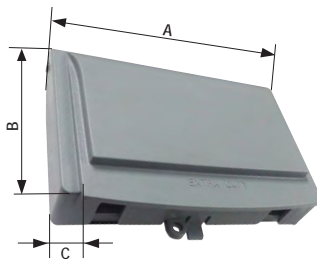
15 Amp Rated



Low profile,
only 1-9/16" deep

No bending of the cord inside
the cover with vertical cord exits

Slimline While-In-Use Horizontal Receptacle Cover



Use:

Slimline in-use receptacle covers allow an outlet to be utilized while the cover is closed in wet, damp or dry locations.

- Adaptable for GFCI and duplex receptacles
- For horizontal installations
- Lockable

Material:

- Non-Metallic

Includes:

Adaptor plates, pre-installed gasket and hardware

Standards:

UL 514D & UL 498A
CSA C22.2 No. 42.1-13 & CSA C22.2 No. 42-10
NEMA 3R Compliant

Certifications:



Model Number	UPC (0-31857)	Color	Product Dimensions (inches)			Retail Pack Quantity	Master Case Quantity
			A	B	C		
Shrink Pack							
14441	144418	Gray	5.77	3.95	1.56	1	4
14441CL	544416	Clear	5.77	3.95	1.56	1	4
14441WH	644413	White	5.77	3.95	1.56	1	4

WARNING:
Cancer and Reproductive Harm
www.P65Warnings.ca.gov

Meets NEC's "Extra Duty" Requirement

15 Amp Rated




Low profile,
only 1-9/16" deep

No bending of the cord inside
the cover with vertical cord exits

NON-METALLIC WHILE-IN-USE COVERS

One-Gang While-In-Use GFCI Receptacle Kit



Model Number	UPC (0-31857)	Color	Product Dimensions (inches)			Retail Pack Quantity	Master Case Quantity
			A	B	C		
Display Box							
16801	168018	Clear	5.98	4.02	4.65	1	4
16801WH	668013	White	5.98	4.02	4.65	1	4

WARNING:
Cancer and Reproductive Harm
www.P65Warnings.ca.gov

Meets NEC's "Extra Duty" Requirement

Use:

One-gang in-use receptacle kits allow an outlet to be utilized while the cover is closed in wet, damp or dry locations.

- For vertical or horizontal mounting with the corner hinge
- 15-Amp tamper-resistant, weather-resistant GFCI receptacle included
- 2-1/4" deep
- Lockable

Material:

- Metal Die-Cast Box
- Non-Metallic Cover

Includes:

One-gang metal box with three 1/2" holes, one-gang while-in-use cover, TRWR GFCI receptacle, closure plugs, pre-installed gasket and hardware

Standards:

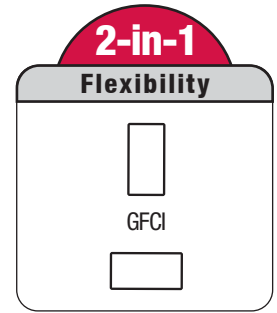
UL 514D
CSA C22.2 No. 42.1-13
NEMA 3R Compliant

Certifications:

cUL_{us} E324138 cSP_{us} 174008




Mount vertically or horizontally with the corner hinge



NON-METALLIC KITS

Lampholder



Use:

Lampholders are used in conjunction with weatherproof boxes and covers for outdoor lighting applications.

- Fits 1/2" knockouts
- Adjustable

Material:

- Non-Metallic

Includes:

Lampholder and gasket

Bulb Type:

150-Watt (max.) PAR38 bulb required (not included)

Standards:

UL 1598
 CSA C22.2 No. 250.0-08
 NEMA 3R Compliant

Certifications:

 us E163827

Model Number	UPC (0-31857)	Color	Product Dimensions (inches)			Retail Pack Quantity	Master Case Quantity
			A	B	C		
Shrink Pack							
14360	143602	Gray	2.14	3.69	-	1	20
14360WH	643607	White	2.14	3.69	-	1	20

WARNING:
 Cancer and Reproductive Harm
www.P65Warnings.ca.gov



PAR38 type bulb
 75-150 max. watt
(not included)

Closure Plug



Gray Metal

Use:

Closure plugs are used to seal off unused knockouts in weatherproof boxes, extension rings and cluster covers.

Material:

- Zinc Die-Cast
- Non-Metallic

Standards:

UL 514B
CSA C22.2 No. 18.3-12

Certifications:

cUL_{us} E121487

Model Number	UPC (0-31857)	Color	Trade Size	Product Dimensions (inches)			Retail Pack Quantity	Master Case Quantity
				A	B	C		
Metallic								
Polybag								
14005	140052	Gray	1/2"	0.82	-	-	4	30
14007	140076	Gray	3/4"	1.04	-	-	4	30

Metallic Kit								
Polybag								
18339	183394	Gray	1/2"	0.82	-	-	3	10
		Plastic Yellow Wirenuts	-	-	-	-	2	
14050	140502	Gray	1/2"	0.82	-	-	4	12
		Gray	3/4"	1.04	-	-	2	

Non-Metallic								
Polybag								
14005BR	340056	Bronze	1/2"	0.82	-	-	4	30
14005WH	640057	White	1/2"	0.82	-	-	4	30

Non-Metallic Kit								
Polybag								
14051	140519	Bronze	1/2"	0.82	-	-	4	12
		White	1/2"	0.82	-	-	4	
14052	140528	Gray	1/2"	0.82	-	-	2	12
		Gray	3/4"	1.04	-	-	2	
		Bronze	1/2"	0.82	-	-	2	
		White	1/2"	0.82	-	-	2	

WARNING:
Cancer and Reproductive Harm
www.P65Warnings.ca.gov.
(Non-Metallic only)



Gray Non-Metallic



Bronze Non-Metallic



White Non-Metallic



Yellow Wire Nuts

Box Holder



Use:

Box holders are used to support 1/2" Rigid conduit to a box or metal enclosure with 1/2" threaded knockouts.

Material:

- Zinc Die-Cast

Standards:

UL 514B
CSA C22.2 No. 18.3-12

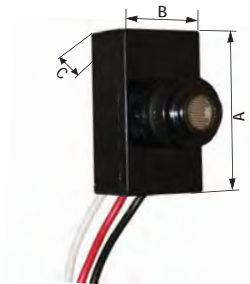
Certifications:

cUL_{us} E229278

Model Number	UPC (0-31857)	Trade Size	Product Dimensions (inches)			Retail Pack Quantity	Master Case Quantity
			A	B	C		
Polybag							
14011	140113	1/2"	1.71	1.14	-	1	12

⚠ WARNING:
Cancer and Reproductive Harm
www.P65Warnings.ca.gov.

Photoelectric Switch



Use:

Photoelectric switches are used to provide dusk-to-dawn light control for weatherproof lighting fixtures.

Material:

- Non-Metallic

Standards:

UL 514B
CSA C22.2 No. 18.3-12

Certifications:

cUL_{us} E464470

Model Number	UPC (0-31857)	Trade Size	Product Dimensions (inches)			Retail Pack Quantity	Master Case Quantity
			A	B	C		
Polybag							
14008	140082	Black	2.0	1.11	0.82	1	20

⚠ WARNING:
Cancer and Reproductive Harm
www.P65Warnings.ca.gov.

One-Gang Gasket



Use:

One-gang gaskets are used in conjunction with one-gang boxes and covers for weatherproof installation.


- Tear-out sections are adaptable for GFCI, duplex, round and switch devices

Material:

- Crosslinked Polyethylene Foam

Model Number	UPC (0-31857)	Trade Size	Product Dimensions (inches)			Retail Pack Quantity	Master Case Quantity
			A	B	C		
Polybag							
14001	140014	Black	4.70	2.95	-	2	20

Two-Gang Gasket



Use:

Two-gang gaskets are used in conjunction with two-gang boxes and covers for weatherproof installation.

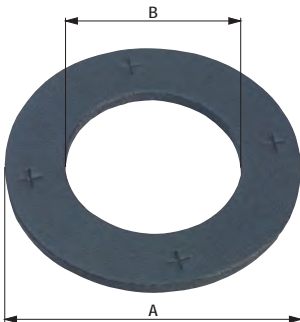
- Tear-out sections are adaptable for GFCI, duplex, round and switch devices

Material:

- Crosslinked Polyethylene Foam

Model Number	UPC (0-31857)	Trade Size	Product Dimensions (inches)			Retail Pack Quantity	Master Case Quantity
			A	B	C		
Polybag							
14003	140038	Black	4.60	4.60	-	2	20

Round Gasket



Use:

Round gaskets are used in conjunction with 4" round boxes and covers for weatherproof installation.

Material:

- Crosslinked Polyethylene Foam

Model Number	UPC (0-31857)	Trade Size	Product Dimensions (inches)			Retail Pack Quantity	Master Case Quantity
			A	B	C		
Polybag							
14002	140021	Black	4.21	2.45	-	2	20

Gasket Kit



Use:

Gaskets are used in conjunction with weatherproof boxes and covers for weatherproof installation.

- Tear-out sections in one- and two-gang gaskets are adaptable for GFCI, duplex, round and switch devices

Material:

- Crosslinked Polyethylene Foam

Includes:

(2) one-gang, (2) two-gang and (2) round gaskets

Model Number	UPC (0-31857)	Trade Size	Product Dimensions (inches)			Retail Pack Quantity	Master Case Quantity
			A	B	C		
Polybag							
14000	140007	Black	-	-	-	1	5

Lampholder Gasket



Use:

Lampholder gaskets are used in conjunction with lampholders for weatherproof installation of bulbs.

Material:

- Rubber

Model Number	UPC (0-31857)	Trade Size	Product Dimensions (inches)			Retail Pack Quantity	Master Case Quantity
			A	B	C		
Polybag							
14004	140045	Black	2.30	-	-	2	25

WARNING:
Cancer and Reproductive Harm
www.P65Warnings.ca.gov

Industry Abbreviations and Acronyms

EMT	Electrical Metallic Tubing
IMC	Intermediate Metal Conduit
NM	Non-Metallic
SE	Service Entrance
FMC	Flexible Metal Conduit
RWFMC	Reduced Wall Flexible Metal Conduit
AC	Aarmor Clad Cable
MC	Metal Clad Cable
HCF	Hospital Care Facilities Cable
PCS	Power & Control Signal Cable
NPSM	National Pipe Straight Mechanical
NPT	National Pipe Thread
NEC	National Electric Code
NEMA	National Electrical Manufacturers Association

Image Abbreviations and Acronyms

r	Radius
A/F	Across the flat

Rev date : August 2024



120 Sigma Drive • Garner, NC 27529

919-773-0011

Visit us at www.sigmaengineeredolutions.com