

NIRON[®]

PP-RCT Piping Systems



PRICE SHEET

SEPTEMBER 2021



All Prices Shown Are in US Dollars

PRICE SHEET: NIRON 2021 USA

REVISION: 01_September

ISSUE DATE: September 01 2021

INTRODUCTION

THE COMPANY	4
HIGHLIGHTS.....	6
WHO WE ARE	7
APPROVALS.....	7
LEGEND	9
1 NIRON - PP-RCT PIPING SYSTEM	
1.1 PIPING	12
1.2 SOCKET AND BUTT FUSION FITTINGS	17
1.3 ELECTROFUSION FITTINGS	136
1.4 VALVES	170
1.5 COMPRESSION FITTINGS	181
2 NIRON CLIMA COOL-PRO - PIPING SYSTEM FOR UV APPLICATION	
2.1 PIPING	190
2.2 SOCKET FUSION FITTINGS	192
2.3 BUTT FUSION FITTINGS.....	195
2.4 ELECTROFUSION FITTINGS	215
2.5 EQUIPMENT	219
3 EQUIPMENT & WELDING UNITS	
3.1 EQUIPMENT	224
3.2 WELDING UNITS	238
3.3 WELDING UNITS - ADDITIONAL EQUIPMENT	250
STANDARD TERMS AND CONDITIONS.....	251



Production, Operations & Administration Center - NUPI AMERICAS INC. - Early Branch (SC)

Nupi Americas has its roots in Italy through NUPI S.p.A. and GECO System S.p.A. – companies both founded **in the early 1970s** – that merged to become NUPIGECO S.p.A. in 2008. In October 2015, NUPIGECO S.p.A., changed its name to NUPI INDUSTRIE ITALIANE S.p.A.

NUPI INDUSTRIE ITALIANE and Nupi Americas together **develop and manufacture piping systems for use in industrial, sanitary (plumbing), HVAC, waterworks, gas and irrigation markets.** Relying on experience and constant growth, our companies have proven to be cutting edge manufacturers, ready to meet the needs of the market while also protecting the environment.

In 1995, following the completion of an extensive Research and Development program, we introduced a new range of **revolutionary piping systems specifically designed for petroleum, chemical and petrochemical applications.** Since then, two special piping systems made of **High Density Polyethylene (HDPE)** have been marketed worldwide: **SMARTFLEX for the downstream and OILTECH for the upstream.**

ELOFIT is the High Density Polyethylene system of electrofusion fittings and special components for the conveyance of water and gas under pressure. It is suitable for the conveyance and distribution of drinking water and alimentary fluids, fuel and inert gases and for water treatment plants, centralised irrigation and sewage systems, fire protection systems and pipe relining.

NIRON is a complete Polypropylene pipe and fitting system for the distribution of hot and cold water in plumbing and air conditioning systems, for the conveyance of drinking water and alimentary fluids, industrial plants and for the transport of compressed air and chemical substances.

The pipes and fittings that compose the NIRON range are manufactured using **Random Copolymer Polypropylene (PP-RCT), a plastic material with a special molecular structure ensuring high mechanical resistance and duration even at high temperatures and pressures.**



Registered Office and Headquarters - Busto Arsizio (VA)



Production Facility - Castel Guelfo di Bologna (BO)



Production Facility - Imola (BO)



Production Facility - Borsano di Busto Arsizio (VA)

More product ranges marketed by Nupi Americas are **ELOPRESS - a complete range of PP fittings for the distribution of drinking water and alimentary fluids. ELAMID - a complete piping system made of Polyamide 12 that satisfies high performance requirements in gas supply applications and SMARTCONDUIT - designed to contain electrical and communication cables in high groundwater or hydrocarbon-rich environments.**

Our trademarked systems are real **system solutions**, covering a wide range of applications, reducing costs, avoiding waste and increasing productivity. Thanks to their quality, these products have passed many different tests and have **obtained the most prestigious certificates** and listings, in line with the regulations of the five continents for the construction of water and gas networks and systems for the transport of fuels.

Producing better quality and being cost effective is the goal, which is made easier everyday by new technology.

Our companies are **continuously investing in research and development programs**, while strengthening our production systems operated by a sophisticated technology that guarantees the highest quality of products. Our facilities use modern state-of-the-art computer controlled production equipment and methods that **guarantee products of the highest quality together with continuous quality control systems.**

On these solid foundations NUPI INDUSTRIE ITALIANE and Nupi Americas demonstrate leadership throughout the thermoplastic piping industry.

Our customers can rely on the best quality materials and precise manufacture, obtained through completely automated production systems and continuous on-time deliveries, resulting in timely deliveries which allow planning to be done in real time.

Customer satisfaction is pursued through high quality products and the constant attention to our customers' needs and requirements and by means of an effective team of people in post-sales service effective and precise technical assistance and intensive training of installers.

Niron Clima All-Pro™ is a preinsulated system that is based on our advanced Niron PP-RCT piping systems. It is the newest addition to the growing range of products from Nupi Americas and Nupi Industrie Italiane.



State of the Art Products for the transport of liquid and gaseous fluids using systems made of plastic material




- Sanitary systems**
- Heating systems**
- Water pipelines**
- Gas pipelines**
- Irrigation**
- Transport of food fluids**
- Air conditioning**
- Cooling**
- Industrial installations**
- Petroleum industry**
- Chemical industry**
- Petrochemical industry**

Our strengths





- Exports established in more than 70 countries on 5 continents
- Worldwide after-sales assistance
- Recognized technical leader in combined material extrusion and pipe fusion technology
- Production of pipes and fittings from 3/8" to 40"
- Training centers established worldwide

Product certificates: ⁽¹⁾



⁽¹⁾ To find out about the certified product range, please refer to the certificates that can be downloaded from our website nupiamericas.com



Code:	Nupi Americas item code
Size:	External diameter
SDR	Standard Nominal Ratio: ratio of pipe outside diameter to wall thickness (d_e/s)
WD	Welding depth - Insertion depth
Pack - Bag - Carton / Qty	Minimum quantity per pack (Packaging can change without any notice due to company needs)
Pallet/Qty:	Quantity per pallet
Weight lb/ft - lb/each:	Item weight per foot/piece
Volume ft³ /p:	Item volume - (Cubic feet)
ND	Nominal diameter
Price	Price per feet or per piece <u>All prices shown are in US Dollars</u>
	Suitable for water
	The brass used is SUITABLE for the transportation of fluids for human consumption
	The brass used is NOT SUITABLE for the transportation of fluids for human consumption
	The stainless steel is SUITABLE for the transportation of fluids for human consumption

Note: We have made every attempt to report accuracy of the dimensions shown. However, we reserve the right to vary dimensions without notice, as the design of fittings change from time to time. Please consult the factory or your Niron representative for the most current dimensional information regarding the parts shown herein.

NIRON[®]

1

PP-RCT PIPING SYSTEM

1.1. PIPING



NIRON CLIMA PP-RCT PIPE SDR 7.3

Pipe structure: Multilayer pipe

Material: PP-RCT + Fiberglass


Color: Grey

Range: ½" ÷ 12"

Packaging: Straight length 20 ft and 40 ft

Notes: Triple layer pipe with **POWERCORE™** middle layer

Applications:



SDR 7.3

Code	Size (Nominal)	SDR	Length (ft)	Bag Qty (ft)	Lift Qty (ft)	Weight (lb/ft)	D (in.)	D (mm)	S min (in.)	Di (in.)	Price per ft
27TNIRCL2073	½"	7.3	20'	500'	8,000'	0.11	0.79	20	0.11	0.57	\$ 1.50
27TNIRCL2573	¾"	7.3	20'	500'	8,000'	0.17	0.98	25	0.14	0.71	\$ 2.25
27TNIRCL3273	1"	7.3	20'	300'	5,400'	0.27	1.26	32	0.17	0.91	\$ 3.75
27TNIRCL4073	1 ¼"	7.3	20'	200'	3,600'	0.50	1.57	40	0.22	1.14	\$ 5.75
27TNIRCL5073	1 ½"	7.3	20'	100'	2,000'	0.78	1.97	50	0.27	1.43	\$ 9.50
27TNIRCL6373	2"	7.3	20'	80'	1,440'	1.21	2.48	63	0.34	1.80	\$ 14.25
27TNIRCL6373S40	2"	7.3	40'	160'	-	1.21	2.48	63	0.34	1.80	\$ 15.50
27TNIRCL7573	2 ½"	7.3	20'	60'	960'	1.72	2.95	75	0.41	2.14	\$ 21.00
27TNIRCL7573S40	2 ½"	7.3	40'	120'	-	1.72	2.95	75	0.41	2.14	\$ 22.50
27TNIRCL9073	3"	7.3	20'	40'	640'	2.46	3.54	90	0.48	2.57	\$ 29.00
27TNIRCL9073S40	3"	7.3	40'	80'	-	2.46	3.54	90	0.48	2.57	\$ 30.75
27TNIRCL11073	3 ½"	7.3	20'	20'	440'	3.69	4.33	110	0.59	3.14	\$ 41.50
27TNIRCL11073S40	3 ½"	7.3	40'	80'	-	3.69	4.33	110	0.59	3.14	\$ 43.50
27TNIRCL12573	4"	7.3	20'	20'	320'	4.72	4.92	125	0.67	3.57	\$ 50.00
27TNIRCL12573S40	4"	7.3	40'	40'	-	4.72	4.92	125	0.67	3.57	\$ 52.50
27TNIRCL16073	6"	7.3	20'	20'	220'	7.67	6.30	160	0.86	4.57	\$ 65.00
27TNIRCL16073S40	6"	7.3	40'	40'	-	7.67	6.30	160	0.86	4.57	\$ 68.00
27TNIRCL20073	8"	7.3	20'	20'	-	10.43	7.87	200	1.08	5.72	\$ 100.00
27TNIRCL20073S40	8"	7.3	40'	40'	-	10.43	7.87	200	1.08	5.72	\$ 103.75
27TNIRCL25073	10"	7.3	20'	20'	-	16.33	9.84	250	1.35	7.15	\$ 155.00
27TNIRCL25073S40	10"	7.3	40'	40'	-	16.33	9.84	250	1.35	7.15	\$ 160.00
27TNIRCL31573	12"	7.3	20'	20'	-	25.70	12.40	315	1.70	9.00	\$ 260.00
27TNIRCL31573S40	12"	7.3	40'	40'	-	25.70	12.40	315	1.70	9.00	\$ 266.00



NIRON CLIMA PP-RCT PIPE

SDR 9

Pipe structure: Multilayer pipe

Material: PP-RCT + Fiberglass

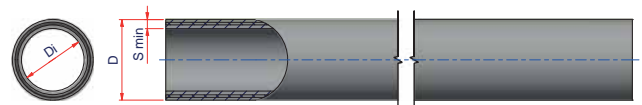
Color: Grey

Range: 1" ÷ 14"

Packaging: Straight length 20 ft and 40 ft

Notes: Triple layer pipe with **POWERCORE™** middle layer

Applications:



SDR 9


Code	Size (Nominal)	SDR	Length (ft)	Bag Qty (ft)	Lift Qty (ft)	Weight (lb/ft)	D (in.)	D (mm)	S min (in.)	Di (in.)	Price per ft
27TNIRCL329	1"	9	20'	300'	5,400'	0.22	1.26	32	0.14	0.98	\$ 2.55
27TNIRCL409	1 ¼"	9	20'	200'	3,600'	0.35	1.57	40	0.18	1.22	\$ 4.05
27TNIRCL509	1 ½"	9	20'	200'	2,000'	0.54	1.97	50	0.22	1.53	\$ 6.13
27TNIRCL639	2"	9	20'	80'	1,440'	0.84	2.48	63	0.28	1.92	\$ 9.95
27TNIRCL639S40	2"	9	40'	160'	-	0.84	2.48	63	0.28	1.92	\$ 11.15
27TNIRCL759	2 ½"	9	20'	60'	960'	1.19	2.95	75	0.33	2.29	\$ 14.00
27TNIRCL759S40	2 ½"	9	40'	120'	-	1.19	2.95	75	0.33	2.29	\$ 15.40
27TNIRCL909	3"	9	20'	40'	640'	1.71	3.54	90	0.40	2.75	\$ 19.45
27TNIRCL909S40	3"	9	40'	80'	-	1.71	3.54	90	0.40	2.75	\$ 21.20
27TNIRCL1109	3 ½"	9	20'	20'	440'	2.54	4.33	110	0.48	3.36	\$ 28.90
27TNIRCL1109S40	3 ½"	9	40'	40'	-	2.54	4.33	110	0.48	3.36	\$ 30.90
27TNIRCL1259	4"	9	20'	20'	320'	3.29	4.92	125	0.55	3.82	\$ 34.40
27TNIRCL1259S40	4"	9	40'	40'	-	3.29	4.92	125	0.55	3.82	\$ 36.80
27TNIRCL1609	6"	9	20'	20'	220'	5.17	6.30	160	0.70	4.89	\$ 40.90
27TNIRCL1609S40	6"	9	40'	40'	-	5.17	6.30	160	0.70	4.89	\$ 43.80
27TNIRCL2009	8"	9	20'	20'	-	7.65	7.87	200	0.87	6.13	\$ 71.50
27TNIRCL2009S40	8"	9	40'	40'	-	7.65	7.87	200	0.87	6.13	\$ 75.10
27TNIRCL2509	10"	9	20'	20'	-	11.90	9.84	250	1.09	7.66	\$ 107.50
27TNIRCL2509S40	10"	9	40'	40'	-	11.90	9.84	250	1.09	7.66	\$ 113.00
27TNIRCL3159	12"	9	20'	20'	-	18.90	12.40	315	1.38	9.62	\$ 167.00
27TNIRCL3159S40	12"	9	40'	40'	-	18.90	12.40	315	1.38	9.62	\$ 172.00
27TNIRCL3559	14"	9	20'	20'	-	24.05	13.98	355	1.55	10.86	\$ 230.00
27TNIRCL3559S40	14"	9	40'	40'	-	24.05	13.98	355	1.55	10.86	\$ 237.00



NIRON CLIMA PP-RCT PIPE - SDR 11

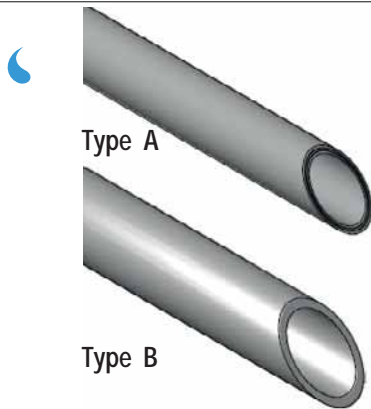
Pipe structure: Monolayer pipe
 Material: PP-RCT
 Color: Grey
 Range: ¾" and 1"
 Packaging: Coil length 500 ft
 Notes: others coils measures upon request

Applications:



SDR 11

Code	Size (Nominal)	SDR	Length (ft)	Bag Qty (ft)	Lift Qty (ft)	Weight (lb/ft)	D (in.)	D (mm)	S min (in.)	Di (in.)	Price per ft
27TNIRR2511C500	¾"	11	500'	6,000'	500	0.16	0.98	25	0.09	0.80	\$ 1.75
27TNIRR3211C500	1"	11	500'	6,000'	500	0.26	1.26	32	0.11	1.04	\$ 2.10



NIRON CLIMA PP-RCT PIPE - SDR 11

Pipe structure: Multilayer pipe

Material: PP-RCT + Fiberglass

Color: Grey

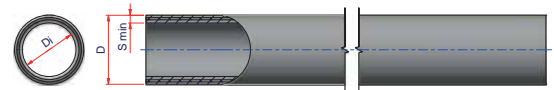
Range: 1 ¼" ÷ 20"

Packaging: Straight length 20 ft and 40 ft

Notes: Type A - Triple Layer with **POWERCORE™** middle layer

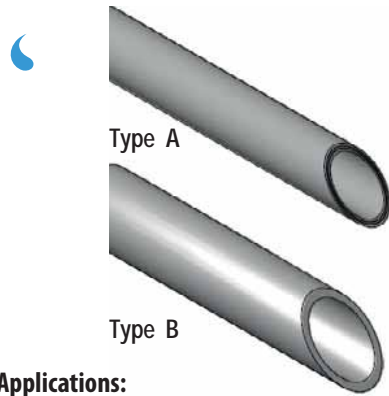
Type B - Single layer with fiberglass added throughout

Applications:



SDR 11

Code	Size (Nominal)	SDR	Length (ft)	Bag Qty (ft)	Lift Qty (ft)	Weight (lb/ft)	D (in.)	D (mm)	S min (in.)	Di (in.)	Price per ft
27TNIRCL4011	1 ¼"	11	20'	200'	3,600'	0.30	1.57	40	0.15	1.28	\$ 3.50
27TNIRCL5011	1 ½"	11	20'	200'	2,000'	0.46	1.97	50	0.18	1.61	\$ 5.25
27TNIRCL6311	2"	11	20'	80'	1,440'	0.71	2.48	63	0.23	2.02	\$ 8.50
27TNIRCL6311S40	2"	11	40'	160'	-	0.71	2.48	63	0.23	2.02	\$ 9.75
27TNIRCL7511	2 ½"	11	20'	60'	960'	0.99	2.95	75	0.27	2.42	\$ 12.25
27TNIRCL7511S40	2 ½"	11	40'	120'	-	0.99	2.95	75	0.27	2.42	\$ 13.75
27TNIRCL9011	3"	11	20'	40'	640'	1.42	3.54	90	0.32	2.90	\$ 17.25
27TNIRCL9011S40	3"	11	40'	80'	-	1.42	3.54	90	0.32	2.90	\$ 19.50
27TNIRCL11011	3 ½"	11	20'	20'	440'	2.12	4.33	110	0.39	3.54	\$ 25.10
27TNIRCL11011S40	3 ½"	11	40'	40'	-	2.12	4.33	110	0.39	3.54	\$ 27.25
27TNIRCL12511	4"	11	20'	20'	320'	2.65	4.92	125	0.45	4.02	\$ 29.00
27TNIRCL12511S40	4"	11	40'	40'	-	2.65	4.92	125	0.45	4.02	\$ 31.50
27TNIRCL16011	6"	11	20'	20'	220'	4.45	6.30	160	0.57	5.15	\$ 32.50
27TNIRCL16011S40	6"	11	40'	40'	-	4.45	6.30	160	0.57	5.15	\$ 35.50
27TNIRCL20011	8"	11	20'	20'	-	6.94	7.87	200	0.72	6.44	\$ 52.25
27TNIRCL20011S40	8"	11	40'	40'	-	6.94	7.87	200	0.72	6.44	\$ 56.00
27TNIRCL25011	10"	11	20'	20'	-	10.71	9.84	250	0.89	8.06	\$ 81.50
27TNIRCL25011S40	10"	11	40'	40'	-	10.71	9.84	250	0.89	8.06	\$ 86.00
27TNIRCL31511	12"	11	20'	20'	-	16.93	12.40	315	1.13	10.15	\$ 125.50
27TNIRCL31511S40	12"	11	40'	40'	-	16.93	12.40	315	1.13	10.15	\$ 131.50
27TNIRCL35511	14"	11	20'	20'	-	21.46	13.98	355	1.27	11.44	\$ 185.50
27TNIRCL35511S40	14"	11	40'	40'	-	21.46	13.98	355	1.27	11.44	\$ 192.00
27TNIRCL40011	16"	11	20'	20'	-	27.09	15.75	400	1.43	12.89	\$ 235.00
27TNIRCL40011S40	16"	11	40'	40'	-	27.09	15.75	400	1.43	12.89	\$ 242.50
27TNIRCL45011	18"	11	20'	20'	-	33.57	17.72	450	1.61	14.50	\$ 291.50
27TNIRCL45011S40	18"	11	40'	40'	-	33.57	17.72	450	1.61	14.50	\$ 370.00
27TNIRCL50011	20"	11	20'	20'	-	41.32	19.69	500	1.79	16.11	\$ 302.75
27TNIRCL50011S40	20"	11	40'	40'	-	41.32	19.69	500	1.79	16.11	\$ 382.50



NIRON CLIMA PP-RCT PIPE - SDR 17

Pipe structure: Multilayer pipe

Material: PP-RCT + Fiberglass

Color: Grey

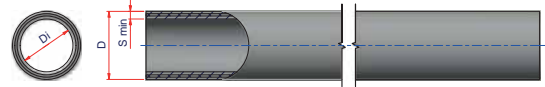
Range: 2" ÷ 24"

Packaging: Straight length 20 ft and 40 ft

Notes: Type A - Triple Layer with **POWERCORE™** middle layer

Type B - Single layer with fiberglass added throughout


Applications:



SDR 17

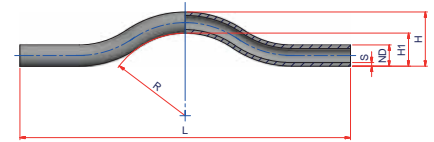
Code	Type	Size (Nominal)	SDR	Length (ft)	Bag Qty (ft)	Lift Qty (ft)	Weight (lb/ft)	D (in.)	D (mm)	S min (in.)	Di (in.)	Price per ft
27TNIRCL6317	A	2"	17	20'	80'	1,440'	0.48	2.48	63	0.15	2.18	\$ 7.50
27TNIRCL6317S40	A	2"	17	40'	160'	-	0.48	2.48	63	0.15	2.18	\$ 8.75
27TNIRCL7517	A	2½"	17	20'	60'	960'	0.69	2.95	75	0.18	2.60	\$ 11.00
27TNIRCL7517S40	A	2½"	17	40'	120'	-	0.69	2.95	75	0.18	2.60	\$ 12.50
27TNIRCL9017	A	3"	17	20'	40'	640'	0.98	3.54	90	0.21	3.12	\$ 16.00
27TNIRCL9017S40	A	3"	17	40'	80'	-	0.98	3.54	90	0.21	3.12	\$ 17.75
27TNIRCL11017	A	3½"	17	20'	20'	440'	1.45	4.33	110	0.26	3.81	\$ 19.50
27TNIRCL11017S40	A	3½"	17	40'	40'	-	1.45	4.33	110	0.26	3.81	\$ 21.50
27TNIRCL12517	A	4"	17	20'	20'	320'	1.86	4.92	125	0.29	4.34	\$ 21.25
27TNIRCL12517S40	A	4"	17	40'	40'	-	1.86	4.92	125	0.29	4.34	\$ 23.50
27TNIRCL16017	A	6"	17	20'	20'	220'	3.04	6.30	160	0.37	5.55	\$ 27.25
27TNIRCL16017S40	A	6"	17	40'	40'	-	3.04	6.30	160	0.37	5.55	\$ 30.25
27TNIRCL20017	A	8"	17	20'	20'	-	4.74	7.87	200	0.47	6.94	\$ 43.50
27TNIRCL20017S40	A	8"	17	40'	40'	-	4.74	7.87	200	0.47	6.94	\$ 47.25
27TNIRCL25017	A	10"	17	20'	20'	-	7.32	9.84	250	0.58	8.68	\$ 68.00
27TNIRCL25017S40	A	10"	17	40'	40'	-	7.32	9.84	250	0.58	8.68	\$ 72.75
27TNIRCL31517	A	12"	17	20'	20'	-	11.60	12.40	315	0.74	10.93	\$ 104.50
27TNIRCL31517S40	A	12"	17	40'	40'	-	11.60	12.40	315	0.74	10.93	\$ 110.50
27TNIRCL35517	A	14"	17	20'	20'	-	14.67	13.98	355	0.83	11.43	\$ 132.50
27TNIRCL35517S40	A	14"	17	40'	40'	-	14.67	13.98	355	0.83	11.43	\$ 139.00
27TNIRCL40017	A	16"	17	20'	20'	-	18.55	15.75	400	0.93	12.31	\$ 168.50
27TNIRCL40017S40	A	16"	17	40'	40'	-	18.55	15.75	400	0.93	12.31	\$ 176.00
27TNIRCL45017	B	18"	17	20'	20'	-	23.41	17.72	450	1.05	15.61	\$ 215.75
27TNIRCL45017S40	B	18"	17	40'	40'	-	23.41	17.72	450	1.05	15.61	\$ 227.00
27TNIRCL50017	B	20"	17	20'	20'	-	28.83	19.69	500	1.17	17.35	\$ 270.00
27TNIRCL50017S40	B	20"	17	40'	40'	-	28.83	19.69	500	1.17	17.35	\$ 282.50
27TNIRCL56017	B	22"	17	20'	20'	-	35.97	22.05	560	1.31	19.43	\$ 350.00
27TNIRCL56017S40	B	22"	17	40'	40'	-	35.97	22.05	560	1.31	19.43	\$ 364.00
27TNIRCL63017	B	24"	17	20'	20'	-	45.43	24.80	630	1.47	21.86	\$ 410.00
27TNIRCL63017S40	B	24"	17	40'	40'	-	45.43	24.80	630	1.47	21.86	\$ 425.75

1.2. SOCKET AND BUTT FUSION FITTINGS



CROSS OVER PIPE PLAIN END

Material: PP-RCT
Range: 1/2" ÷ 1"

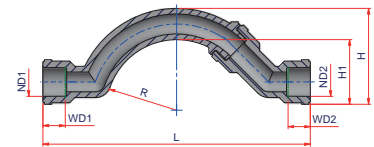


Code	Size	Carton Qty	Weight lb/p.	Volume ft ³ /p.	ND	S	R	L	H1	H	Price Each
27NSOR20	1/2"	50	0.172	0.0120	1/2" = > 20 mm	0.13	3.94	15.35	1.54	2.32	\$ 5.25
27NSOR25	3/4"	35	0.264	0.0173	3/4" = > 25 mm	0.17	3.84	15.35	1.54	2.52	\$ 9.75
27NSOR32	1"	20	0.410	0.0303	1" = > 32 mm	0.21	3.70	15.35	1.54	2.80	\$ 19.75



COMPACT CROSS OVER F/F SOCKET FUSION

Material: PP-RCT
Range: 1/2" ÷ 3/4"
Notes: Supplied in two pieces to be welded

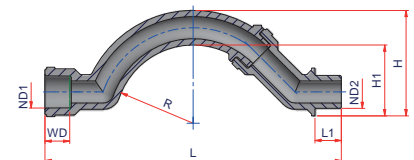


Code	Size	Carton Qty	Weight lb/p.	Volume ft ³ /p.	ND1	ND1	R	WD1	WD2	L	H1	H	Price Each
27NSOFF20	1/2"	60	0.100	0.0102	1/2" = > 20 mm	1/2" = > 20 mm	1.87	9/16	9/16	7.09	1.69	2.52	\$ 5.75
27NSOFF25	3/4"	30	0.209	0.0222	3/4" = > 25 mm	3/4" = > 25 mm	1.79	5/8	5/8	7.17	1.61	2.60	\$ 10.50



COMPACT CROSS OVER F/M SOCKET FUSION

Material: PP-RCT
Range: 1/2" ÷ 3/4"
Notes: Supplied in two pieces to be welded

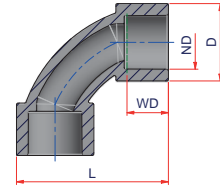


Code	Size	Carton Qty	Weight lb/p.	Volume ft ³ /p.	ND1	ND1	R	WD	L1	L	H1	H	Price Each
27NSOFM20	1/2"	60	0.099	0.0099	1/2" = > 20 mm	1/2" = > 20 mm	1.87	9/16	0.63	7.07	1.69	2.52	\$ 6.00
27NSOFM25	3/4"	30	0.100	0.0197	3/4" = > 25 mm	3/4" = > 25 mm	1.79	5/8	0.67	7.17	1.61	2.60	\$ 11.00



LONG RADIUS 90° ELBOW SOCKET FUSION

Material: PP-RCT
Range: 1/2" ÷ 3/4"

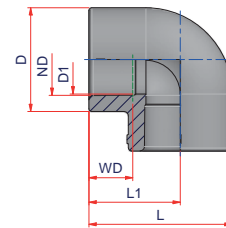


Code	Size	Carton Qty	Weight lb/p.	Volume ft³/p.	ND	D	WD	L	Price Each
27NCLR20	1/2"	70	0.047	0.0053	1/2" = > 20 mm	1.10	9/16	2.17	\$ 2.75
27NCLR25	3/4"	50	0.075	0.0078	3/4" = > 25 mm	1.34	5/8	2.56	\$ 3.35



90° ELBOW SOCKET FUSION

Material: PP-RCT
Range: 1/2" ÷ 4"



Code	Size	Carton Qty	Weight lb/p.	Volume ft³/p.	ND	D1	D	WD	L1	L	Price Each
27NG20	1/2"	200	0.043	0.0028	1/2" = > 20 mm	0.65	1.14	9/16	1.06	1.64	\$ 1.90
27NG25	3/4"	100	0.073	0.0067	3/4" = > 25 mm	0.93	1.40	5/8	1.22	1.93	\$ 2.40
27NG32	1"	50	0.139	0.0134	1" = > 32 mm	1.18	1.81	11/16	1.46	2.36	\$ 3.50
27NG40	1 1/4"	40	0.217	0.0148	1 1/4" = > 40 mm	1.42	2.21	13/16	1.69	2.80	\$ 5.40
27NG50	1 1/2"	20	0.413	0.0335	1 1/2" = > 50 mm	1.81	2.76	15/16	2.01	3.39	\$ 11.60
27NG63	2"	25	0.722	0.0509	2" = > 63 mm	2.32	3.47	1 1/16	2.44	4.17	\$ 17.85
27NG75	2 1/2"	15	1.019	0.0848	2 1/2" = > 75 mm	2.76	3.98	1 3/16	2.87	4.86	\$ 39.65
27NG90	3"	10	1.760	0.1271	3" = > 90 mm	3.37	4.45	1 5/16	3.25	5.47	\$ 65.75
27NG110	3 1/2"	4	3.025	0.3178	3 1/2" = > 110 mm	3.94	5.75	1 7/16	3.94	6.81	\$ 93.00
27NG125	4"	4	4.510	0.1593	4" = > 125 mm	4.45	6.50	1 9/16	4.92	8.17	\$ 142.50

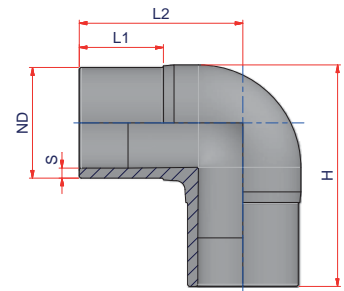


90° ELBOW MOLDED LONG SPIGOT SDR 7.3

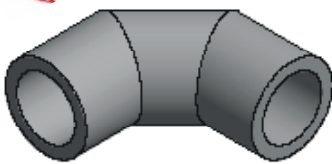
Material: PP-RCT

Range: 2" ÷ 8"

Notes: For butt fusion or electrofusion welding



Code	Size	Carton Qty	Weight lb/p.	Volume ft ³ /p.	ND	S	L1	L2	H	Price Each
27NG907363MM	2"	45	0.814	0.0629	2" => 63 mm	0.34	2.76	4.72	6.06	\$ 30.00
27NG907375MM	2 ½"	1	1.330	-	2 ½" => 75 mm	0.41	2.76	5.11	6.38	\$ 50.00
27NG907390MM	3"	24	2.154	0.1176	3" => 90 mm	0.48	3.54	5.85	7.75	\$ 80.00
27NG9073110MM	3 ½"	1	3.580	-	3 ½" => 110 mm	0.59	3.43	6.10	8.37	\$ 115.00
27NG9073125MM	4"	1	5.250	-	4" => 125 mm	0.67	3.74	7.28	9.86	\$ 145.00
27NG9073160MM	6"	55	7.300	-	6" => 160 mm	0.86	3.98	8.27	11.56	\$ 200.00
27NG9073200MM	8"	30	15.600	1.059	8" => 200 mm	1.08	4.61	9.84	14.04	\$ 360.00



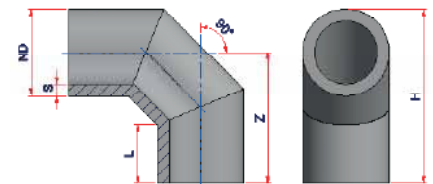
90° ELBOW THREE PIECE LONG RADIUS (1.5D) SDR 7.3

Material: PP-RCT

Range: 6" ÷ 12"

Notes: Only for butt fusion welding

Also valid for any custom angles from 46° to 89°



Code	Size	Carton Qty	Weight lb/p.	Volume ft ³ /p.	ND	S	L	Z	H	Price Each
27NG9073160MMB3	6"	1	-	-	6" => 160 mm	0.86	3.97	9.00	13.15	\$ 255.00
27NG9073200MMB3	8"	1	-	-	8" => 200 mm	1.08	5.40	12.00	15.94	\$ 370.00
27NG9073250MMB3	10"	1	-	-	10" => 250 mm	1.35	6.75	15.00	19.92	\$ 570.00
27NG9073315MMB3	12"	1	-	-	12" => 315 mm	1.70	7.98	18.00	24.20	\$ 1,100.00



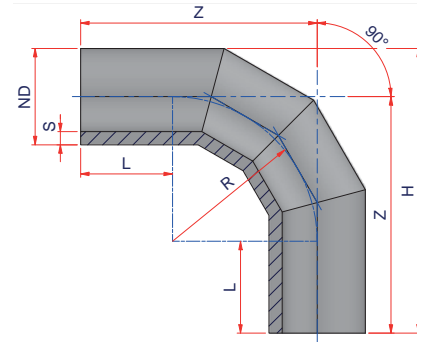
90° ELBOW FOUR PIECE SEGMENTED FITTING SDR 7.3

Material: PP-RCT

Range: 2" ÷ 12"

Notes: For butt fusion or electrofusion welding

Also valid for any custom angles from 46° to 90°

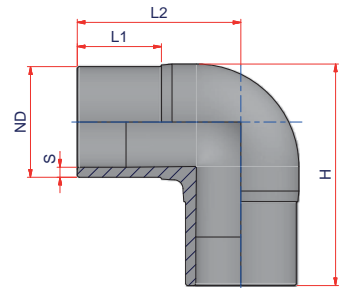


Code	Size	Carton Qty	Weight lb/p.	Volume ft ³ /p.	ND	S	L	Z	R	H	Price Each
27NG907363MMB	2"	1	-	-	2" => 63 mm	0.34	4.33	6.50	3.72	7.74	\$ 290.00
27NG907375MMB	2 ½"	1	-	-	2 ½" => 75 mm	0.41	4.33	7.68	4.43	9.16	\$ 290.00
27NG907390MMB	3"	1	-	-	3" => 90 mm	0.48	4.33	9.65	5.31	11.42	\$ 290.00
27NG9073110MMB	3 ½"	1	-	-	3 ½" => 110 mm	0.59	5.91	12.40	6.50	14.57	\$ 290.00
27NG9073125MMB	4"	1	-	-	4" => 125 mm	0.67	5.91	12.00	7.09	14.46	\$ 290.00
27NG9073160MMB	6"	1	-	-	6" => 160 mm	0.86	5.91	15.35	9.45	18.50	\$ 350.00
27NG9073200MMB	8"	1	13.310	-	8" => 200 mm	1.08	5.91	17.72	11.81	21.66	\$ 450.00
27NG9073250MMB	10"	1	22.300	-	10" => 250 mm	1.35	9.84	24.61	14.76	29.53	\$ 700.00
27NG9073315MMB	12"	1	39.930	-	12" => 315 mm	1.70	11.81	30.43	18.62	36.63	\$ 1,300.00




90° ELBOW MOLDED LONG SPIGOT SDR 9

Material: PP-RCT
Range: 2" ÷ 8"
Notes: For butt fusion or electrofusion welding

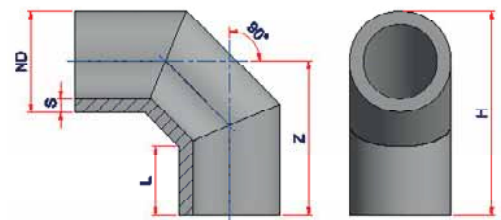


Code	Size	Carton Qty	Weight lb/p.	Volume ft ³ /p.	ND	S	L1	L2	H	Price Each
27NG90963MM	2"	45	0.814	0.0629	2" => 63 mm	0.28	2.76	4.72	6.06	\$ 30.00
27NG90975MM	2 1/2"	1	1.330	-	2 1/2" => 75 mm	0.33	2.95	5.12	6.73	\$ 50.00
27NG90990MM	3"	1	2.154	0.1176	3" => 90 mm	0.40	3.54	5.85	7.76	\$ 80.00
27NG909110MM	3 1/2"	1	3.580	-	3 1/2" => 110 mm	0.48	3.43	6.30	8.70	\$ 115.00
27NG909125MM	4"	1	5.250	-	4" => 125 mm	0.55	3.74	7.24	9.84	\$ 145.00
27NG909160MM	6"	1	7.300	-	6" => 160 mm	0.70	4.33	8.54	11.93	\$ 200.00
27NG909200MM	8"	1	-	-	8" => 200 mm	0.87	4.61	9.84	14.04	\$ 360.00



90° ELBOW THREE PIECE LONG RADIUS (1.5D) SDR 9

Material: PP-RCT
Range: 6" ÷ 14"
Notes: Only for butt fusion welding
Also valid for any custom angles from 46° to 89°



Code	Size	Carton Q.y	Weight lb/p.	Volume ft ³ /p.	ND	S	L	Z	H	Price Each
27NG909160MMB3	6"	1	-	-	6" => 160 mm	0.70	3.97	9.00	13.15	\$ 255.00
27NG909200MMB3	8"	1	-	-	8" => 200 mm	0.87	5.40	12.00	15.94	\$ 365.00
27NG909250MMB3	10"	1	-	-	10" => 250 mm	1.09	6.75	15.00	19.92	\$ 560.00
27NG909315MMB3	12"	1	-	-	12" => 315 mm	1.38	7.98	18.00	24.2	\$ 1,100.00
27NG909355MMB3	14"	1	-	-	14" => 355 mm	1.55	9.41	21.00	27.99	\$ 1,450.00



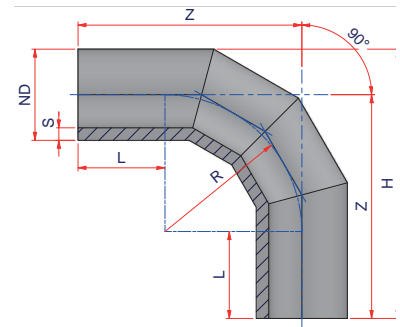
90° ELBOW FOUR PIECE SEGMENTED FITTING SDR 9

Material: PP-RCT

Range: 2" ÷ 14"

Notes: For butt fusion or electrofusion welding

Also valid for any custom angles from 46° to 90°



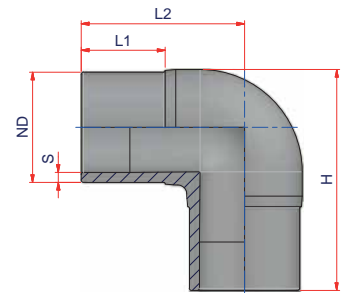
Code	Size	Carton Qty	Weight lb/p.	Volume ft ³ /p.	ND	S	L	Z	R	H	Price Each
27NG90963MMB	2"	1	-	-	2" = > 63 mm	0.28	4.33	6.50	3.72	7.74	\$ 275.50
27NG90975MMB	2 1/2"	1	-	-	2 1/2" = > 75 mm	0.33	4.33	7.68	4.43	9.16	\$ 275.50
27NG90990MMB	3"	1	-	-	3" = > 90 mm	0.40	4.33	9.64	5.31	11.42	\$ 275.50
27NG909110MMB	3 1/2"	1	-	-	3 1/2" = > 110 mm	0.48	5.91	12.40	6.50	14.57	\$ 275.50
27NG909125MMB	4"	1	-	-	4" = > 125 mm	0.55	4.92	12.00	7.09	14.46	\$ 275.50
27NG909160MMB	6"	1	-	-	6" = > 160 mm	0.70	5.91	15.35	9.45	18.50	\$ 350.00
27NG909200MMB	8"	30	13.310	-	8" = > 200 mm	0.87	5.91	17.72	11.81	21.66	\$ 450.00
27NG909250MMB	10"	6	22.300	-	10" = > 250 mm	1.09	9.84	24.61	14.76	29.53	\$ 700.00
27NG909315MMB	12"	1	39.930	-	12" = > 315 mm	1.38	11.81	30.43	18.62	36.63	\$ 1,300.00
27NG909355MMB	14"	1	-	-	14" = > 355 mm	1.55	11.81	30.43	18.62	39.79	\$ 1,750.00



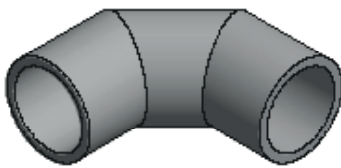
90° ELBOW MOLDED LONG SPIGOT SDR 11

Material: PP-RCT
Range: 2" ÷ 12"

Notes: For butt fusion or electrofusion welding



Code	Size	Carton Qty	Weight lb/p.	Volume ft ³ /p.	ND	S	L1	L2	H	Price Each
27NG901163MM	2"	50	0.636	0.0565	2" => 63 mm	0.23	2.76	4.72	6.06	\$ 25.00
27NG901175MM	2 1/2"	30	1.005	0.0943	2 1/2" => 75 mm	0.27	2.95	5.12	6.73	\$ 45.00
27NG901190MM	3"	24	1.494	0.1176	3" => 90 mm	0.32	3.54	5.85	7.76	\$ 70.00
27NG9011110MM	3 1/2"	12	2.262	0.2391	3 1/2" => 110 mm	0.39	3.43	6.30	8.70	\$ 90.00
27NG9011125MM	4"	24	4.767	0.3178	4" => 125 mm	0.45	3.74	7.24	9.84	\$ 115.00
27NG9011160MM	6"	24	6.417	0.7487	6" => 160 mm	0.58	4.33	8.54	11.93	\$ 150.00
27NG9011200MM	8"	30	12.100	1.0623	8" => 200 mm	0.72	4.61	9.84	14.04	\$ 280.00
27NG9011250MM	10"	8	23.786	2.2460	10" => 250 mm	0.89	5.31	12.00	17.13	\$ 390.00
27NG9011315MM	12"	6	44.000	5.3113	12" => 315 mm	1.13	6.81	14.69	20.87	\$ 1,527.00

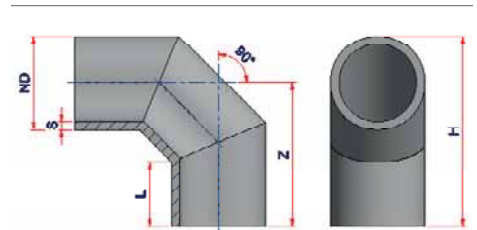


90° ELBOW THREE PIECE LONG RADIUS (1.5D) SDR 11

Material: PP-RCT
Range: 6" ÷ 20"

Notes: Only for butt fusion welding

Also valid for any custom angles from 46° to 89°



Code	Size	Carton Qty	Weight lb/p.	Volume ft ³ /p.	ND	S	L	Z	H	Price Each
27NG9011160MMB3	6"	1	-	-	6" => 160 mm	0.57	3.97	9.00	12.15	\$ 210.00
27NG9011200MMB3	8"	1	-	-	8" => 200 mm	0.78	5.40	12.00	15.94	\$ 350.00
27NG9011250MMB3	10"	1	-	-	10" => 250 mm	0.90	6.75	15.00	19.92	\$ 531.00
27NG9011315MMB3	12"	1	-	-	12" => 315 mm	1.13	7.98	18.00	24.20	\$ 900.00
27NG9011355MMB3	14"	1	-	-	14" => 355 mm	1.27	9.41	21.00	27.99	\$ 1,250.00
27NG9011400MMB3	16"	1	-	-	16" => 400 mm	1.43	10.80	24.00	31.87	\$ 1,650.00
27NG9011450MMB3	18"	1	-	-	18" => 450 mm	1.61	12.18	27.00	35.86	\$ 2,100.00
27NG9011500MMB3	20"	1	-	-	20" => 500 mm	1.79	13.50	30.00	39.84	\$ 3,700.00

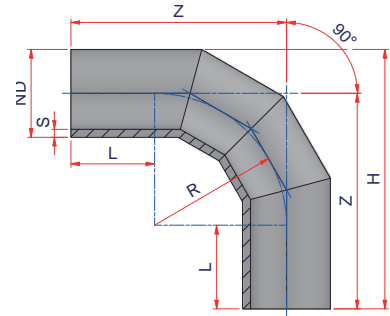


90° ELBOW FOUR PIECE SEGMENTED FITTING SDR 11

Material: PP-RCT

Range: 3" ÷ 20"

Notes: For butt fusion or electrofusion welding
Also valid for any custom angles from 46° to 90°



Code	Size	Carton Qty	Weight lb/p.	Volume ft ³ /p.	ND	S	L	Z	R	H	Price Each
27NG901190MMB	3"	1	-	-	3" = > 90 mm	0.32	4.33	9.65	5.31	11.37	\$ 220.00
27NG9011110MMB	3 1/2"	1	-	-	3 1/2" = > 110 mm	0.39	5.91	12.40	6.50	14.57	\$ 220.00
27NG9011125MMB	4"	1	-	-	4" = > 125 mm	0.45	4.92	12.00	7.09	14.46	\$ 220.00
27NG9011160MMB	6"	1	-	-	6" = > 160 mm	0.58	5.91	15.35	9.45	18.50	\$ 300.00
27NG9011200MMB	8"	1	-	-	8" = > 200 mm	0.72	5.91	17.72	11.81	21.66	\$ 400.00
27NG9011250MMB	10"	1	-	-	10" = > 250 mm	0.89	9.84	24.61	14.76	29.53	\$ 600.00
27NG9011315MMB	12"	1	36.300	-	12" = > 315 mm	1.13	11.81	30.43	18.62	36.63	\$ 1,100.00
27NG9011355MMB	14"	1	48.400	-	14" = > 355 mm	1.27	11.81	32.80	20.98	39.79	\$ 1,550.00
27NG9011400MMB	16"	1	60.500	-	16" = > 400 mm	1.43	11.81	35.43	23.62	43.31	\$ 1,950.00
27NG9011450MMB	18"	1	72.600	-	18" = > 450 mm	1.61	11.81	38.39	26.57	47.25	\$ 2,500.00
27NG9011500MMB	20"	1	84.700	-	20" = > 500 mm	1.79	13.78	43.31	29.53	53.16	\$ 4,800.00

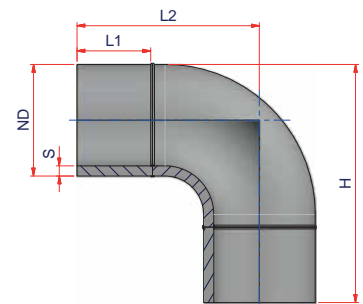


ELONGATED 90° ELBOW SDR 11

Material: PP-RCT

Range: 2" ÷ 20"

Notes: For butt fusion or electrofusion welding

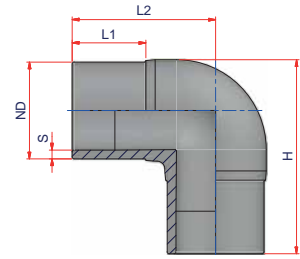


Code	Size	Carton Qty	Weight lb/p.	Volume ft ³ /p.	ND	S	L1	L2	H	Price Each
27NG9011400MMC	16"	1	-	-	16" = > 400 mm	1.43	7.87	21.46	29.33	\$ 5,230.00
27NG9011450MMC	18"	1	-	-	18" = > 450 mm	1.61	8.66	26.18	35.04	\$ 6,570.00
27NG9011500MMC	20"	1	-	-	20" = > 500 mm	1.79	9.84	27.36	37.20	\$ 8,000.00

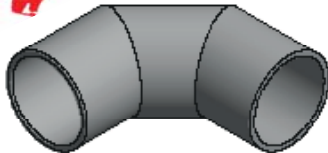


90° ELBOW MOLDED LONG SPIGOT SDR 17

Material: PP-RCT
Range: 2" ÷ 12"
Notes: For butt fusion or electrofusion welding

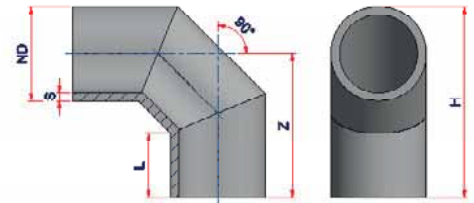


Code	Size	Carton Qty	Weight lb/p.	Volume ft ³ /p.	ND	S	L1	L2	H	Price Each
27NG901763MM	2"	50	0.594	0.0565	2" => 63 mm	0.15	2.76	4.72	6.06	\$ 25.00
27NG901775MM	2 1/2"	30	0.094	1.6690	2 1/2" => 75 mm	0.18	2.95	5.11	6.73	\$ 45.00
27NG901790MM	3"	20	1.184	0.1413	3" => 90 mm	0.21	3.50	5.75	7.76	\$ 60.00
27NG9017110MM	3 1/2"	14	1.776	0.2016	3 1/2" => 110 mm	0.26	3.43	6.30	8.70	\$ 75.00
27NG9017125MM	4"	8	2.736	0.3532	4" => 125 mm	0.29	3.74	7.24	9.84	\$ 100.00
27NG9017160MM	6"	55	4.880	0.5795	6" => 160 mm	0.37	4.33	8.27	11.93	\$ 140.00
27NG9017200MM	8"	16	9.419	1.1230	8" => 200 mm	0.47	4.61	9.84	14.04	\$ 190.00
27NG9017250MM	10"	15	17.600	1.1979	10" => 250 mm	0.58	5.31	12.00	17.13	\$ 250.00
27NG9017315MM	12"	4	36.300	4.4938	12" => 315 mm	0.74	6.81	14.69	20.87	\$ 1,350.00



90° ELBOW THREE PIECE LONG RADIUS (1.5D) SDR 17

Material: PP-RCT
Range: 6" ÷ 24"
Notes: Only for butt fusion welding
Also valid for any custom angles from 46° to 89°



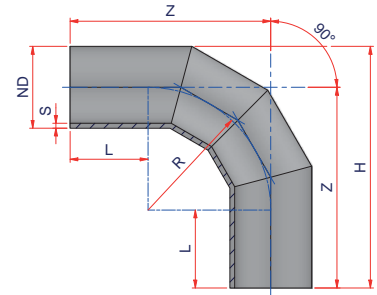
Code	Size	Carton Q.y	Weight lb/p.	Volume ft ³ /p.	ND	S	L	Z	H	Price Each
27NG9017160MMB3	6"	1	-	-	6" => 160 mm	0.37	3.97	9.00	12.15	\$ 190.00
27NG9017200MMB3	8"	1	-	-	8" => 200 mm	0.47	5.40	12.00	15.94	\$ 290.00
27NG9017250MMB3	10"	1	-	-	10" => 250 mm	0.58	6.75	15.00	19.92	\$ 420.00
27NG9017315MMB3	12"	1	-	-	12" => 315 mm	0.74	7.98	18.00	24.20	\$ 580.00
27NG9017355MMB3	14"	1	-	-	14" => 355 mm	0.83	9.41	21.00	27.99	\$ 850.00
27NG9017400MMB3	16"	1	-	-	16" => 400 mm	0.93	10.80	24.00	31.87	\$ 1,100.00
27NG9017450MMB3	18"	1	-	-	18" => 450 mm	1.05	12.18	27.00	35.86	\$ 1,350.00
27NG9017500MMB3	20"	1	-	-	20" => 500 mm	1.17	13.50	30.00	39.84	\$ 1,700.00
27NG9017560MMB3	22"	1	-	-	22" => 560 mm	1.31	14.18	32.00	43.03	\$ 2,300.00
27NG9017630MMB3	24"	1	-	-	24" => 630 mm	1.47	15.95	36.00	48.40	\$ 3,100.00



90° ELBOW FOUR PIECE SEGMENTED FITTING SDR 17

Material: PP-RCT
Range: 3" ÷ 24"

Notes: For butt fusion or electrofusion welding
Also valid for any custom angles from 46° to 90°



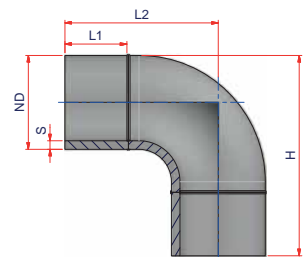
Code	Size	Carton Qty	Weight lb/p.	Volume ft³/p.	ND	S	L	Z	R	H	Price Each
27NG901790MMB	3"	1	-	-	3" => 90 mm	0.21	4.33	9.64	5.31	11.37	\$ 185.00
27NG9017110MMB	3 ½"	1	-	-	3 ½" => 110 mm	0.26	5.91	12.40	6.50	14.57	\$ 185.00
27NG9017125MMB	4"	1	-	-	4" => 125 mm	0.29	4.92	12.00	7.09	14.46	\$ 185.00
27NG9017160MMB	6"	1	-	-	6" => 160 mm	0.37	5.91	15.35	9.45	18.50	\$ 250.00
27NG9017200MMB	8"	1	-	-	8" => 200 mm	0.47	5.91	17.72	11.81	21.66	\$ 380.00
27NG9017250MMB	10"	1	-	-	10" => 250 mm	0.58	9.84	24.61	14.76	29.53	\$ 560.00
27NG9017315MMB	12"	1	33.000	-	12" => 315 mm	0.74	11.81	30.43	18.62	36.63	\$ 770.00
27NG9017355MMB	14"	1	44.000	-	14" => 355 mm	0.83	11.81	32.80	20.98	39.79	\$ 1,150.00
27NG9017400MMB	16"	1	-	-	16" => 400 mm	0.93	11.81	35.43	23.62	43.31	\$ 1,450.00
27NG9017450MMB	18"	1	-	-	18" => 450 mm	1.05	11.81	38.39	26.57	47.25	\$ 1,800.00
27NG9017500MMB	20"	1	-	-	20" => 500 mm	1.17	13.78	43.31	29.53	53.16	\$ 2,250.00
27NG9017560MMB	22"	1	-	-	22" => 450 mm	1.31	13.78	46.85	33.07	57.88	\$ 3,050.00
27NG9017630MMB	24"	1	-	-	24" => 630 mm	1.47	13.78	50.98	37.20	63.38	\$ 4,150.00



ELONGATED 90° ELBOW SDR 17

Material: PP-RCT
Range: 16" ÷ 20"

Notes: For butt fusion or electrofusion welding

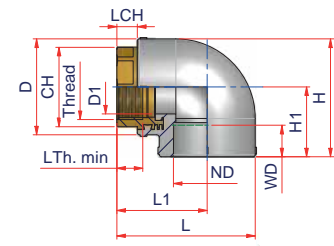
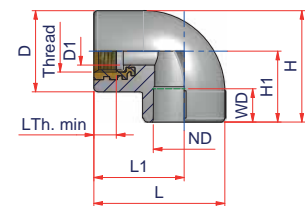
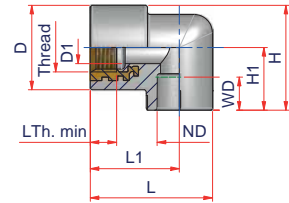
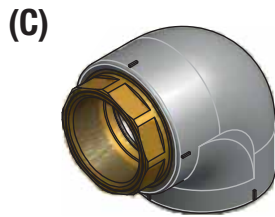




Code	Size	Carton Qty	Weight lb/p.	Volume ft³/p.	ND	S	L1	L2	H	Price Each
27NG9017400MMC	16"	1	110.000	-	16" => 400 mm	0.93	7.87	21.26	29.13	\$ 3,383.00
27NG9017450MMC	18"	1	-	-	18" => 450 mm	1.05	8.66	26.18	35.04	\$ 4,250.00
27NG9017500MMC	20"	1	-	-	20" => 500 mm	1.16	9.84	27.36	37.20	\$ 5,350.00



FEMALE THREADED 90° ELBOW W/NPT LEAD FREE BRASS SOCKET FUSION

Material: PP-RCT - Brass
Range: 1/2"x 1/2"NPT ÷ 2"x2"NPT

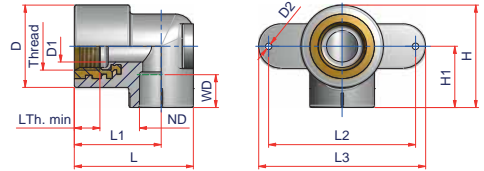


Code	Size	Type	Carton Qty	Weight lb/p.	Volume ft ³ /p.	ND	D1	D	Thread	L Thread min	WD	L1	L	H1	H	CH	LCH	Price Each
27NGF2012NPT	1/2"x 1/2"NPT	B	60	0.161	0.0049	1/2"=>20mm	0.55	1.46	1/2" NPT	0.53	9/16	1.54	2.11	1.08	1.81	-	-	\$ 10.00
27NGF2512NPT	3/4"x 1/2"NPT	A	50	0.180	0.0060	3/4"=>25mm	0.55	1.46	1/2" NPT	0.53	5/8	1.54	2.22	1.20	1.93	-	-	\$ 10.00
27NGF2534NPT	3/4"x 3/4"NPT	A	40	0.247	0.0074	3/4"=>25mm	0.73	1.65	3/4" NPT	0.55	5/8	1.54	2.22	1.20	2.03	-	-	\$ 13.00
27NGF3212NPT	1"x 1/2"NPT	B	30	0.216	0.0099	1"=>32mm	0.55	1.65	1/2" NPT	0.53	11/16	1.81	2.64	1.42	2.24	-	-	\$ 15.00
27NGF3234NPT	1"x 3/4"NPT	B	45	0.264	0.0085	1"=>32mm	0.73	1.65	3/4" NPT	0.55	11/16	1.81	2.64	1.42	2.24	-	-	\$ 15.00
27NGF321NPT	1"x 1"NPT	B	20	0.424	0.0145	1"=>32mm	0.95	2.13	1" NPT	0.66	11/16	1.81	2.64	1.85	2.91	-	-	\$ 27.50
27NGF401NPT	1 1/4"x 1"NPT	B	20	0.523	0.0191	1 1/4"=>40mm	0.95	2.24	1" NPT	0.66	13/16	2.05	3.11	1.69	2.84	-	-	\$ 50.00
27NGF50114NPT	1 1/2"x 1 1/4"NPT	C	10	0.924	0.0381	1 1/2"=>50mm	1.30	2.76	1 1/4" NPT	0.68	15/16	2.60	3.98	2.01	3.39	1.81	0.59	\$ 55.00
27NGF50112NPT	1 1/2"x 1 1/2"NPT	C	10	1.078	0.0381	1 1/2"=>50mm	1.56	2.76	1 1/2" NPT	0.68	15/16	2.60	3.98	2.01	3.39	2.17	0.59	\$ 100.00
27NGF63112NPT	2"x 1 1/2"NPT	C	4	1.650	0.0950	2"=>63mm	1.56	3.47	1 1/2" NPT	0.68	1 1/16	3.03	4.76	2.44	4.17	2.17	0.59	\$ 110.00
27NGF632NPT	2"x 2"NPT	C	4	1.650	0.0731	2"=>63mm	1.97	3.47	2" NPT	0.70	1 1/16	3.23	4.96	2.44	4.17	2.55	0.79	\$ 130.00




FEMALE THREADED WINGED 90° ELBOW W/NPT LEAD FREE BRASS SOCKET FUSION

Material: PP-RCT-Brass
Range: ½"x ½"NPT

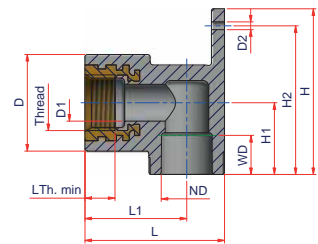


Code	Size	Carton Qty	Weight lb/p.	Volume ft³/p.	ND	D1	D2	D	Thread	L Thread min	WD	L2	L3	L4	L	H1	H	Price Each
27NGTF2012NPT	½"x ½"NPT	40	0.160	0.0095	½"=>20mm	0.55	0.12	0.55	½"NPT	0.53	9/16	1.54	2.60	2.95	2.11	1.08	1.81	\$ 10.00




FEMALE THREADED BACK PLATE 90° W/NPT LEAD FREE BRASS SOCKET FUSION

Material: PP-RCT-Brass
Range: ½"x ½"NPT

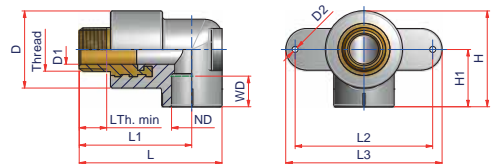


Code	Size	Carton Qty	Weight lb/p.	Volume ft³/p.	ND	D1	D2	D	Thread	L Thread min	WD	L2	L	H1	H2	H	Price Each
27NTER2012NPT	½"x ½"NPT	40	0.183	0.0095	½"=> 20 mm	0.55	0.12	1.46	1/2" NPT	0.53	9/16	1.54	2.11	1.08	2.24	2.50	\$ 10.00




MALE THREADED WINGED 90° ELBOW W/NPT LEAD FREE BRASS SOCKET FUSION

Material: PP-RCT
Range: ½"x ½"NPT

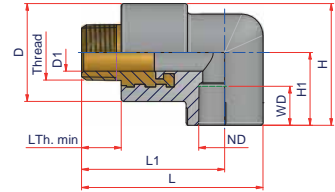


Code	Size	Carton Qty	Weight lb/p.	Volume ft³/p.	ND	D1	D2	D	Thread	L Thread min	WD	L2	L3	L4	L	H1	H	Price Each
27NGTM2012NPT	½"x ½"NPT	40	0.24	0.0084	½"=>20mm	0.55	0.12	1.46	1/2" NPT	0.53	9/16	2.13	2.60	2.95	2.70	1.08	1.81	\$ 13.00



MALE THREADED 90° ELBOW W/NPT LEAD FREE BRASS SOCKET FUSION

Material: PP-RCT-Brass
Range: 1/2"x 1/2"NPT ÷ 1"x1"NPT

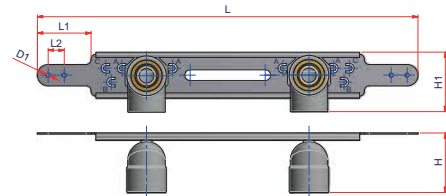


Code	Size	Carton Qty	Weight lb/p.	Volume ft ³ /p.	ND	D1	D	Thread	L Thread min	WD	L1	L	H1	H	Price Each
27NGM2012NPT	1/2"x 1/2"NPT	50	0.238	0.0060	1/2" = > 20 mm	0.55	1.46	1/2" NPT	0.53	9/16	2.13	2.70	1.08	1.81	\$ 13.00
27NGM2512NPT	3/4"x 1/2"NPT	50	0.180	0.0060	3/4" = > 25 mm	0.55	1.46	1/2" NPT	0.53	5/8	2.13	2.82	1.20	1.93	\$ 13.00
27NGM2534NPT	3/4"x 3/4"NPT	40	0.340	0.0074	3/4" = > 25 mm	0.73	1.65	3/4" NPT	0.55	5/8	2.13	2.89	1.20	2.03	\$ 15.00
27NGM3212NPT	1"x 1/2"NPT	30	0.297	0.0127	1" = > 32 mm	0.55	1.65	1/2" NPT	0.53	11/16	2.40	3.23	1.42	2.24	\$ 17.00
27NGM3234NPT	1"x 3/4"NPT	40	0.356	0.0095	1" = > 32 mm	0.73	1.65	3/4" NPT	0.55	11/16	2.40	3.31	1.42	2.24	\$ 17.00
27NGM321NPT	1"x 1"NPT	20	0.660	0.0145	1" = > 32 mm	0.95	2.13	1" NPT	0.68	11/16	2.56	3.41	1.85	2.91	\$ 28.50



TEMPLATE FOR EXTERNAL BATH TAPS

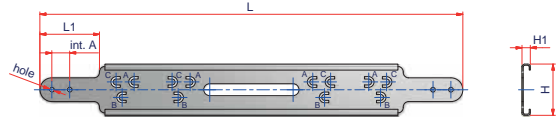
Material: PP-RCT - Brass - Metal
Range: 1/2"x 1/2"NPT - 3/4"x 1/2"NPT



Code	Size	Carton Qty	Weight lb/p.	Volume ft ³ /p.	L1	L2	L	H1	H	D1	A-A	B-A	B-B	C-C	Price Each
27NGVF2012NPT	1/2"x 1/2"NPT	40	0.677	0.0505	1.97	0.59	13.94	1.99	2.19	0.160	5.91	6.30	6.69	7.09	\$ 25.00
27NGVF2512NPT	3/4"x 1/2"NPT	12	0.697	0.0505	1.97	0.59	13.94	1.99	2.19	0.160	5.91	6.30	6.69	7.09	\$ 30.00

TEMPLATE FOR EXTERNAL BATH TAPS

Material: Metal

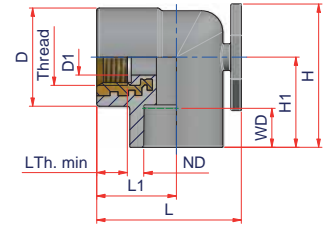


Code	Carton Qty	Weight lb/p.	Volume ft ³ /p.	L	L1	H	H1	hole	int.A	A-A	B-A	B-B	C-C	Price Each
00DIMARL	100	0.275	0.0057	13.94	1.97	1.67	0.26	0.16	0.59	5.91	6.30	6.69	7.09	\$ 6.00



FEMALE THREADED 90° ELBOW FOR TEMPLATE W/NPT LEAD FREE BRASS

Material: PP-RCT - Brass
Range: 1/2" x 1/2" NPT - 3/4" x 1/2" NPT

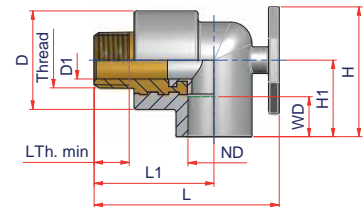


Code	Size	Carton Qty	Weight lb/p.	Volume ft ³ /p.	ND	D1	D	Thread	L Thread min	WD	L1	L	H1	H	Price Each
27NGOF2012NPT	1/2" x 1/2" NPT	50	0.175	0.0074	1/2" = > 20 mm	0.55	1.46	1/2" NPT	0.53	9/16	1.18	2.15	1.12	1.91	\$ 25.00
27NGOF2512NPT	3/4" x 1/2" NPT	40	0.187	0.0074	3/4" = > 25 mm	0.55	1.46	1/2" NPT	0.53	5/8	1.18	2.15	1.34	2.13	\$ 35.00



MALE THREADED 90° ELBOW FOR TEMPLATE W/NPT LEAD FREE BRASS

Material: PP-RCT - Brass
Range: 1/2" x 1/2" NPT

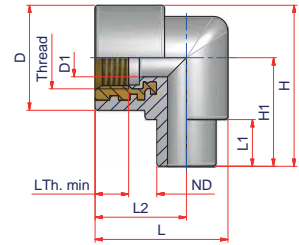


Code	Size	Carton Qty	Weight lb/p.	Volume ft ³ /p.	ND	D1	D	Thread	L Thread min	WD	L1	L	H1	H	Price Each
27NGOM2012NPT	1/2" x 1/2" NPT	40	0.244	0.0084	1/2" = > 20 mm	0.55	1.46	1/2" NPT	0.53	9/16	1.77	2.74	1.12	1.91	\$ 32.00



FEMALE THREADED STREET 90° ELBOW W/NPT LEAD FREE BRASS

Material: PP-RCT-Brass
Range: 1/2" x 1/2" NPT

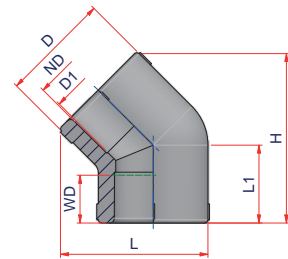


Code	Size	Carton Qty	Weight lb/p.	Volume ft ³ /p.	ND	D1	D	Thread	L Thread min	L1	L2	L	H1	H	Price Each
27NGMFF2012NPT	1/2" x 1/2" NPT	60	0.169	0.0035	1/2" = > 20 mm	0.52	1.14	1/2" NPT	0.53	0.63	1.22	1.77	1.46	2.17	\$ 10.00



45° ELBOW SOCKET FUSION

Material: PP-RCT
Range: 1/2" ÷ 4"

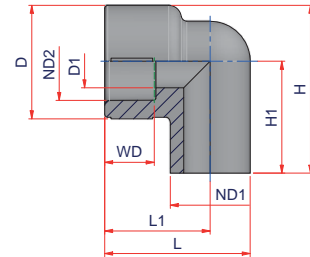


Code	Size	Carton Q.y	Weight lb/p.	Volume ft ³ /p.	ND	D1	D	WD	L1	L	H	Price Each
27NC4520	1/2"	200	0.039	0.0028	1/2" = > 20 mm	0.65	1.14	9/16	0.85	1.30	1.81	\$ 1.90
27NC4525	3/4"	150	0.050	0.0038	3/4" = > 25 mm	0.93	1.34	5/8	0.97	1.81	2.11	\$ 2.40
27NC4532	1"	40	0.085	0.0074	1" = > 32 mm	1.18	1.65	11/16	1.14	2.21	2.52	\$ 3.50
27NC4540	1 1/4"	24	0.165	0.0124	1 1/4" = > 40 mm	1.42	2.09	13/16	1.26	2.64	2.85	\$ 5.40
27NC4550	1 1/2"	26	0.271	0.0230	1 1/2" = > 50 mm	1.87	2.60	15/16	1.56	3.29	3.54	\$ 11.60
27NC4563	2"	35	0.427	0.0364	2" = > 63 mm	2.36	3.27	1-1/16	1.77	4.02	4.13	\$ 17.50
27NC4575	2 1/2"	16	0.921	0.0470	2 1/2" = > 75 mm	2.76	3.90	1-3/16	2.56	5.10	5.71	\$ 39.25
27NC4590	3"	12	1.338	0.1059	3" = > 90 mm	3.39	4.86	1-5/16	2.24	5.71	5.51	\$ 70.00
27NC45110	3 1/2"	6	2.294	0.2119	3 1/2" = > 110 mm	3.94	5.75	1-7/16	2.76	6.79	6.67	\$ 100.00
27NC45125	4"	4	3.245	0.3178	4" = > 125 mm	4.45	6.50	1-9/16	3.07	7.64	7.46	\$ 150.00



STREET 90° ELBOW SOCKET FUSION

Material: PP-RCT
Range: ½" ÷ 1¼"

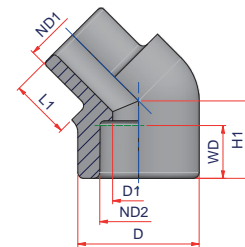


Code	Size	Carton Qty	Weight lb/p.	Volume ft³/p.	ND1	ND2	D1	D	WD	L1	L	H1	H	Price Each
27NGMF20	½" x ½"	100	0.033	0.0028	½" = > 20 mm	½" = > 20 mm	0.52	1.18	9/16	1.14	1.54	1.12	1.71	\$ 2.00
27NGMF25	¾" x ¾"	60	0.031	0.0035	¾" = > 25 mm	¾" = > 25 mm	0.65	1.38	5/8	1.30	1.79	1.38	2.07	\$ 2.50
27NGMF32	1" x 1"	50	0.123	0.0084	1" = > 32 mm	1" = > 32 mm	0.95	1.69	11/16	1.34	1.97	1.87	2.70	\$ 3.50
27NGMF40	1¼" x 1¼"	30	0.213	0.0127	1¼" = > 40 mm	1¼" = > 40 mm	1.30	2.05	13/16	1.75	2.60	2.15	3.17	\$ 5.25



STREET 45° ELBOW SOCKET FUSION

Material: PP-RCT
Range: ½" ÷ 1"



Code	Size	Carton Qty	Weight lb/p.	Volume ft³/p.	ND1	ND2	D1	D	WD	L1	H1	Price Each
27NC45MF20	½"	100	0.037	0.028	½" = > 20 mm	½" = > 20 mm	0.51	1.20	9/16	0.59	0.77	\$ 2.00
27NC45MF25	¾"	100	0.048	0.028	¾" = > 25 mm	¾" = > 25 mm	0.65	1.36	5/8	0.63	0.85	\$ 2.50
27NC45MF32	1"	50	0.114	0.060	1" = > 32 mm	1" = > 32 mm	0.83	1.69	11/16	0.67	1.02	\$ 3.50

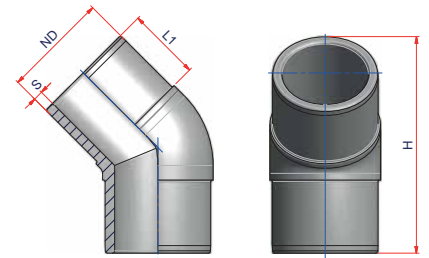


45° ELBOW MOLDED LONG SPIGOT SDR 7.3

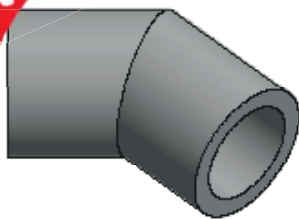
Material: PP-RCT

Range: 2" ÷ 8"

Notes: For butt fusion or electrofusion welding



Code	Size	Carton Q.y	Weight lb/p.	Volume ft ³ /p.	ND	S	L1	L2	H	Price Each
27NC457363MM	2"	50	0.610	0.0016	2" => 63 mm	0.34	2.76	3.54	6.91	\$ 30.00
27NC457375MM	2 1/2"	35	1.048	0.0022	2 1/2" => 75 mm	0.41	2.95	4.13	8.07	\$ 50.00
27NC457390MM	3"	25	1.729	0.0032	3" => 90 mm	0.48	3.54	4.72	9.25	\$ 80.00
27NC4573110MM	3 1/2"	12	2.512	0.0066	3 1/2" => 110 mm	0.59	3.43	4.72	9.53	\$ 115.00
27NC4573125MM	4"	1	-	-	4" => 125 mm	0.67	3.74	5.12	10.42	\$ 145.00
27NC4573160MM	6"	12	7.608	0.0180	6" => 160 mm	0.86	3.98	5.87	12.24	\$ 180.00
27NC4573200MM	8"	1	-	-	8" => 200 mm	1.08	4.61	7.68	15.83	\$ 300.00



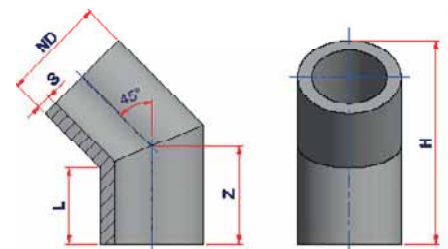
45° ELBOW TWO PIECE SEGMENTED FITTING SDR 7.3

Material: PP-RCT

Range: 10" ÷ 12"

Notes: Only for butt fusion welding

Also valid for any custom angles from 31° to 44°



Code	Size	Carton Q.y	Weight lb/p.	Volume ft ³ /p.	ND	S	L	Z	H	Price Each
27NC4573250MMB2	10"	1	-	-	10" => 250 mm	1.35	4.21	6.25	17.99	\$ 510.00
27NC4573315MMB2	12"	1	-	-	12" => 315 mm	1.70	4.93	7.50	19.32	\$ 790.00



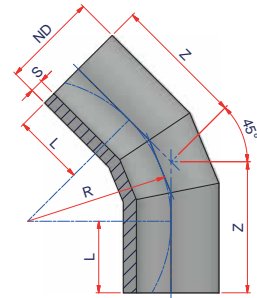
45° ELBOW THREE PIECE SEGMENTED FITTING SDR 7.3

Material: PP-RCT

Range: 2" ÷ 12"

Notes: For butt fusion or electrofusion welding

Also valid for any custom angles from 1° to 44°

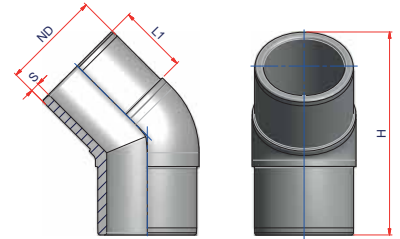


Code	Size	Carton Q.y	Weight lb/p.	Volume ft ³ /p.	ND	S	L	Z	R	Price Each
27NC457363MMB	2"	1	-	-	2" => 63 mm	0.34	4.33	5.91	3.72	\$ 220.00
27NC457375MMB	2 ½"	1	-	-	2 ½" => 75 mm	0.41	4.33	6.50	4.43	\$ 220.00
27NC457390MMB	3"	1	-	-	3" => 90 mm	0.48	4.33	7.87	5.31	\$ 220.00
27NC4573110MMB	3 ½"	1	-	-	3 ½" => 110 mm	0.59	5.91	8.58	6.50	\$ 220.00
27NC4573125MMB	4"	1	-	-	4" => 125 mm	0.67	5.91	8.98	7.09	\$ 220.00
27NC4573160MMB	6"	1	-	-	6" => 160 mm	0.86	5.91	9.84	9.45	\$ 300.00
27NC4573200MMB	8"	1	18.040	-	8" => 200 mm	1.08	5.91	10.79	11.81	\$ 470.00
27NC4573250MMB	10"	1	-	-	10" => 250 mm	1.35	9.84	16.22	14.76	\$ 680.00
27NC4573315MMB	12"	1	75.900	-	12" => 315 mm	1.70	11.81	19.61	18.62	\$ 1,030.00




45° ELBOW MOLDED LONG SPIGOT SDR 9

Material: PP-RCT
Range: 2" ÷ 8"
Notes: For butt fusion or electrofusion welding

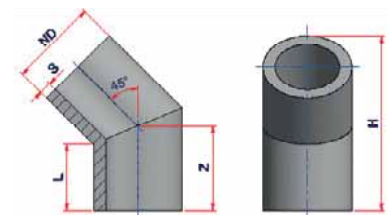


Code	Size	Carton Q.y	Weight lb/p.	Volume ft ³ /p.	ND	S	L1	H	Price Each
27NC45963MM	2"	50	0.610	0.0016	2" => 63 mm	0.28	2.76	6.89	\$ 30.00
27NC45975MM	2 1/2"	35	1.048	0.0022	2 1/2" => 75 mm	0.33	2.95	8.07	\$ 50.00
27NC45990MM	3"	25	1.729	0.0032	3" => 90 mm	0.39	3.54	9.25	\$ 80.00
27NC459110MM	3 1/2"	12	2.512	0.0066	3 1/2" => 110 mm	0.48	3.43	9.53	\$ 115.00
27NC459125MM	4"	1	-	-	4" => 125 mm	0.55	3.74	10.43	\$ 145.00
27NC459160MM	6"	1	7.608	0.0180	6" => 160 mm	0.70	4.13	12.92	\$ 180.00
27NC459200MM	8"	1	-	-	8" => 200 mm	0.87	4.61	15.83	\$ 300.00



45° ELBOW TWO PIECE SEGMENTED FITTING SDR 9

Material: PP-RCT
Range: 10" ÷ 14"
Notes: Only for butt fusion welding
Also valid for any custom angles from 31° to 44°



Code	Size	Carton Q.y	Weight lb/p.	Volume ft ³ /p.	ND	S	L	Z	H	Price Each
27NC459250MMB2	10"	1	-	-	10" => 250 mm	1.09	4.21	6.25	17.99	\$ 510.00
27NC459315MMB2	12"	1	-	-	12" => 315 mm	1.38	4.93	7.50	19.32	\$ 790.00
27NC459355MMB2	14"	1	-	-	14" => 355 mm	1.55	5.86	8.75	22.01	\$ 1,100.00



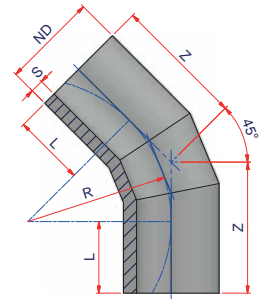
45° ELBOW THREE PIECE SEGMENTED FITTING SDR 9

Material: PP-RCT

Range: 2" ÷ 14"

Notes: For butt fusion or electrofusion welding

Also valid for any custom angles from 1° to 44°



Code	Size	Carton Q.y	Weight lb/p.	Volume ft³/p.	ND	S	L	Z	R	Price Each
27NC45963MMB	2"	1	-	-	2" => 63 mm	0.28	4.33	5.91	3.72	\$ 209.00
27NC45975MMB	2 ½"	1	-	-	2 ½" => 75 mm	0.33	4.33	6.50	4.43	\$ 209.00
27NC45990MMB	3"	1	-	-	3" => 90 mm	0.39	4.33	7.87	5.31	\$ 209.00
27NC459110MMB	3 ½"	1	-	-	3 ½" => 110 mm	0.48	5.91	8.58	6.50	\$ 209.00
27NC459125MMB	4"	1	-	-	4" => 125 mm	0.55	5.91	8.98	7.09	\$ 209.00
27NC459160MMB	6"	1	-	-	6" => 160 mm	0.70	5.91	9.84	9.45	\$ 300.00
27NC459200MMB	8"	1	18.040	-	8" => 200 mm	0.87	5.91	10.79	11.81	\$ 470.00
27NC459250MMB	10"	1	-	-	10" => 250 mm	1.09	9.84	16.22	14.76	\$ 680.00
27NC459315MMB	12"	1	75.900	-	12" => 315 mm	1.38	11.81	19.61	18.62	\$ 1,030.00
27NC459355MMB	14"	1	-	-	14" => 355 mm	1.55	11.81	20.47	20.98	\$ 1,450.00

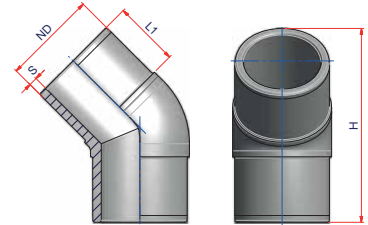


45° ELBOW MOLDED LONG SPIGOT SDR 11

Material: PP-RCT

Range: 2" ÷ 12"

Notes: For butt fusion or electrofusion welding



Code	Size	Carton Qty	Weight lb/p.	Volume ft ³ /p.	ND	S	L1	H	Price Each
27NC451163MM	2"	60	0.479	0.0013	2" => 63 mm	0.23	2.76	6.89	\$ 25.00
27NC451175MM	2 1/2"	35	0.784	0.0022	2 1/2" => 75 mm	0.27	2.95	8.07	\$ 45.00
27NC451190MM	3"	22	1.290	0.0036	3" => 90 mm	0.32	3.54	9.25	\$ 70.00
27NC4511110MM	3 1/2"	12	1.934	0.0066	3 1/2" => 110 mm	0.39	3.43	9.53	\$ 70.00
27NC4511125MM	4"	32	2.654	0.0067	4" => 125 mm	0.45	3.74	10.43	\$ 115.00
27NC4511160MM	6"	15	4.649	0.0144	6" => 160 mm	0.57	4.06	12.24	\$ 160.00
27NC4511200MM	8"	18	9.656	0.0282	8" => 200 mm	0.72	4.61	15.83	\$ 270.00
27NC4511250MM	10"	12	16.317	0.0424	10" => 250 mm	0.89	5.31	18.19	\$ 360.00
27NC4511315MM	12"	9	30.052	0.1002	12" => 315 mm	1.13	6.57	20.87	\$ 1,300.00



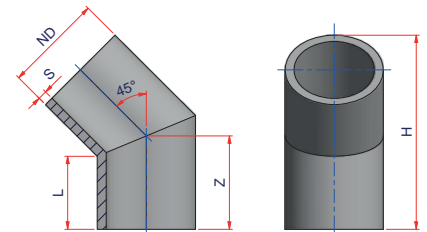
45° ELBOW TWO PIECE SEGMENTED FITTING SDR 11

Material: PP-RCT

Range: 12" ÷ 20"

Notes: Only for butt fusion welding

Also valid for any custom angles from 31° to 44°

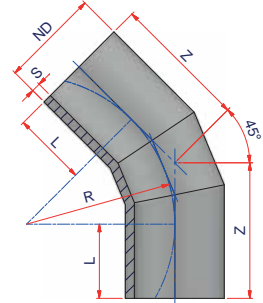


Code	Size	Carton Q.y	Weight lb/p.	Volume ft ³ /p.	ND	S	L	Z	H	Price Each
27NC4511315MMB2	12"	1	-	-	12" => 315 mm	1.13	6.18	7.50	17.19	\$ 535.00
27NC4511355MMB2	14"	1	-	-	14" => 355 mm	1.27	7.10	8.75	19.88	\$ 740.00
27NC4511400MMB2	16"	1	-	-	16" => 400 mm	1.43	6.74	10.00	22.64	\$ 1,105.00
27NC4511450MMB2	18"	1	-	-	18" => 450 mm	1.61	7.63	11.30	25.55	\$ 1,350.00
27NC4511500MMB2	20"	1	-	-	20" => 500 mm	1.79	8.42	12.50	28.30	\$ 1,700.00

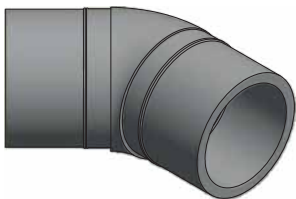


45° ELBOW THREE PIECE SEGMENTED FITTING SDR 11

Material: PP-RCT
Range: 3" ÷ 20"
Notes: For butt fusion or electrofusion welding
Also valid for any custom angles from 1° to 44°

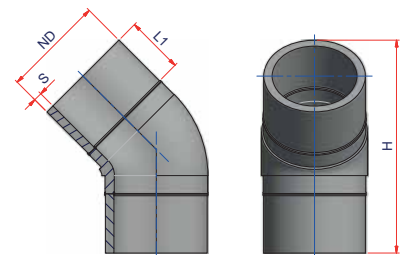


Code	Size	Carton Qty	Weight lb/p.	Volume ft³/p.	ND	S	L	Z	R	Price Each
27NC451190MMB	3"	1	-	-	3" => 90 mm	0.32	4.33	7.87	5.31	\$ 165.00
27NC4511110MMB	3 1/2"	1	-	-	3 1/2" => 110 mm	0.39	5.91	8.58	6.50	\$ 165.00
27NC4511125MMB	4"	1	-	-	4" => 125 mm	0.45	4.92	8.98	7.09	\$ 165.00
27NC4511160MMB	6"	1	-	-	6" => 160 mm	0.57	5.91	9.80	9.45	\$ 250.00
27NC4511200MMB	8"	1	-	-	8" => 200 mm	0.72	5.91	10.79	11.81	\$ 400.00
27NC4511250MMB	10"	1	-	-	10" => 250 mm	0.89	9.84	16.22	14.76	\$ 550.00
27NC4511315MMB	12"	9	24.20	-	12" => 315 mm	1.13	11.81	19.61	18.62	\$ 710.00
27NC4511355MMB	14"	1	30.25	-	14" => 355 mm	1.27	11.81	20.47	20.98	\$ 1,000.00
27NC4511400MMB	16"	1	36.30	-	16" => 400 mm	1.43	11.81	21.57	23.62	\$ 1,450.00
27NC4511450MMB	18"	1	55.00	-	18" => 450 mm	1.61	11.81	22.83	26.57	\$ 1,750.00
27NC4511500MMB	20"	1	70.40	-	20" => 500 mm	1.79	13.78	26.18	29.53	\$ 2,200.00



ELONGATED 45° ELBOW SDR 11

Material: PP-RCT
Range: 14" ÷ 20"
Notes: For butt fusion or electrofusion welding



Code	Size	Carton Qty	Weight lb/p.	Volume ft³/p.	ND	S	L1	H	Price Each
27NC4511355MMC	14"	1	-	-	14" => 355 mm	1.27	8.27	27.56	POA
27NC4511400MMC	16"	1	-	-	16" => 400 mm	1.43	11.81	33.86	POA
27NC4511450MMC	18"	1	-	-	18" => 450 mm	1.61	11.81	37.80	POA
27NC4511500MMC	20"	1	-	-	20" => 500 mm	1.79	11.02	39.17	POA

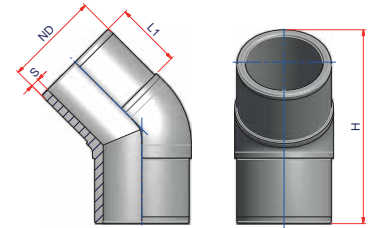


45° ELBOW MOLDED LONG SPIGOT SDR 17

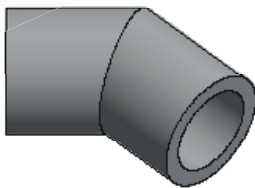
Material: PP-RCT

Range: 2" ÷ 12"

Notes: For butt fusion or electrofusion welding



Code	Size	Carton Qty	Weight lb/p.	Volume ft ³ /p.	ND	S	L1	H	Price Each
27NC451763MM	2"	60	0.429	0,0013	2" => 63 mm	0.15	2.76	6.89	\$ 25.00
27NC451775MM	2 ½"	35	0.610	0,0022	2 ½" => 75 mm	0.18	2.95	8.07	\$ 45.00
27NC451790MM	3"	22	0.945	0,0036	3" => 90 mm	0.21	3.54	9.25	\$ 60.00
27NC4517110MM	3 ½"	15	2.908	0,0053	3 ½" => 110 mm	0.26	3.43	9.53	\$ 75.00
27NC4517125MM	4"	30	1.936	0,0072	4" => 125 mm	0.29	3.74	10.43	\$ 100.00
27NC4517160MM	6"	15	3.626	0,0144	6" => 160 mm	0.37	4.06	12.24	\$ 140.00
27NC4517200MM	8"	18	8.556	0,0282	8" => 200 mm	0.47	4.61	15.83	\$ 190.00
27NC4517250MM	10"	12	12.925	0,0424	10" => 250 mm	0.58	5.31	18.19	\$ 240.00
27NC4517315MM	12"	9	30.052	3.538	12" => 315 mm	0.74	6.57	20.87	\$ 1,250.00



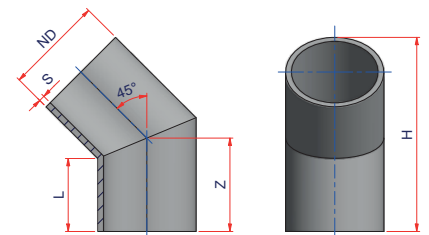
45° ELBOW TWO PIECE SEGMENTED FITTING SDR 17

Material: PP-RCT

Range: 12" ÷ 24"

Notes: Only for butt fusion welding

Also valid for any custom angles from 31° to 44°

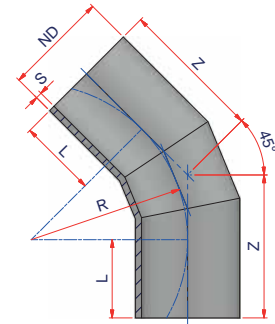


Code	Size	Carton Q.y	Weight lb/p.	Volume ft ³ /p.	ND	S	L	Z	H	Price Each
27NC4517315MMB2	12"	1	-	-	12" => 315 mm	0.74	6.18	7.50	17.19	\$ 360.00
27NC4517355MMB2	14"	1	-	-	14" => 355 mm	0.83	7.10	8.75	19.88	\$ 450.00
27NC4517400MMB2	16"	1	-	-	16" => 400 mm	0.93	6.74	10.00	22.64	\$ 560.00
27NC4517450MMB2	18"	1	-	-	18" => 450 mm	1.05	7.63	11.30	25.55	\$ 750.00
27NC4517500MMB2	20"	1	-	-	20" => 500 mm	1.17	8.42	12.50	28.30	\$ 910.00
27NC4517560MMB2	22"	1	-	-	22" => 560 mm	1.47	9.86	12.50	28.30	\$ 1,400.00
27NC4517630MMB2	24"	1	-	-	24" => 630 mm	1.47	9.86	15.00	34.38	\$ 1,650.00

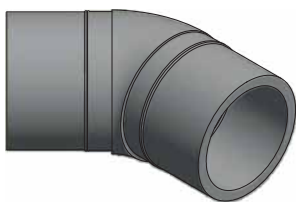


45° ELBOW THREE PIECE SEGMENTED FITTING SDR 17

Material: PP-RCT
Range: 3" ÷ 24"
Notes: For butt fusion or electrofusion welding
Also valid for any custom angles from 1° to 44°

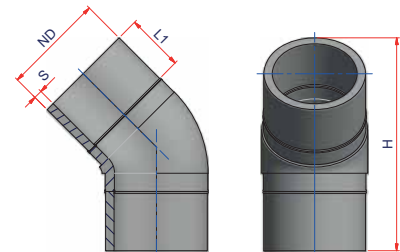


Code	Size	Carton Qty	Weight lb/p.	Volume ft³/p.	ND	S	L	Z	R	Price Each
27NC451790MMB	3"	1	-	-	3" => 90 mm	0.21	4.33	7.87	5.31	\$ 150.00
27NC4517110MMB	3 1/2"	1	-	-	3 1/2" => 110 mm	0.26	5.91	8.58	6.50	\$ 150.00
27NC4517125MMB	4"	1	-	-	4" => 125 mm	0.29	5.91	8.98	7.09	\$ 150.00
27NC4517160MMB	6"	1	-	-	6" => 160 mm	0.37	5.91	9.84	9.45	\$ 210.00
27NC4517200MMB	8"	1	-	-	8" => 200 mm	0.47	5.91	10.79	11.81	\$ 320.00
27NC4517250MMB	10"	1	-	-	10" => 250 mm	0.58	9.84	16.22	14.76	\$ 500.00
27NC4517315MMB	12"	1	22.000	-	12" => 315 mm	0.74	11.81	19.61	18.62	\$ 480.00
27NC4517355MMB	14"	1	27.500	-	14" => 355 mm	0.83	11.81	20.47	20.98	\$ 640.00
27NC4517400MMB	16"	1	33.000	-	16" => 400 mm	0.93	11.81	21.57	23.62	\$ 800.00
27NC4517450MMB	18"	1	44.000	-	18" => 450 mm	1.05	11.81	22.83	26.57	\$ 1,050.00
27NC4517500MMB	20"	1	55.000	-	20" => 500 mm	1.17	13.78	26.18	29.53	\$ 1,250.00
27NC4517560MMB	22"	1	66.000	-	22" => 560 mm	1.31	13.78	27.48	33.07	\$ 1,850.00
27NC4517630MMB	24"	1	77.000	-	24" => 630 mm	1.47	13.78	29.17	37.20	\$ 2,120.00



ELONGATED 45° ELBOW SDR 17

Material: PP-RCT
Range: 14" ÷ 20"
Notes: For butt fusion or electrofusion welding



Code	Size	Carton Qty	Weight lb/p.	Volume ft³/p.	ND	S	L1	H	Price Each
27NC4517355MMC	14"	1	-	-	14" => 355 mm	0.83	8.27	27.56	\$ 1,503.00
27NC4517400MMC	16"	1	-	-	16" => 400 mm	0.93	11.81	33.86	\$ 1,978.00
27NC4517450MMC	18"	1	-	-	18" => 450 mm	1.05	11.81	37.80	POA
27NC4517500MMC	20"	1	-	-	20" => 500 mm	1.16	11.02	39.17	POA



22.5° ELBOW - LONG SPIGOT

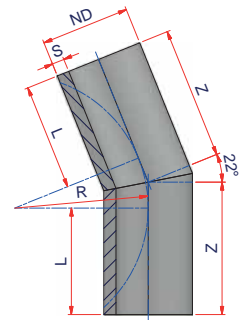
SDR 7.3

Material: PP-RCT

Range: 3" ÷ 12"

Notes: Segmented fitting for butt fusion or electrofusion welding.

The prices of segmented elbows on this page are also valid for any custom angles from 1° to 30°.



Code	Size	Carton Qty	Weight lb/p.	Volume ft ³ /p.	ND	S	L	Z	R	Price Each
27NC227390MMB	3"	-	-	-	3"=> 90 mm	0.48	5.91	7.64	6.50	\$ 200.00
27NC2273110MMB	3 1/2"	-	-	-	3 1/2"=> 110 mm	0.59	5.91	7.64	6.50	\$ 200.00
27NC2273125MMB	4"	-	-	-	4"=> 125 mm	0.67	5.91	7.87	7.40	\$ 200.00
27NC2273160MMB	6"	-	-	-	6"=> 160 mm	0.86	5.91	8.43	9.45	\$ 200.00
27NC2273200MMB	8"	-	-	-	8"=> 200 mm	1.08	5.91	9.06	11.81	\$ 350.00
27NC2273250MMB	10"	-	-	-	10"=> 250 mm	1.35	9.84	13.78	14.76	\$ 510.00
27NC2273315MMB	12"	-	-	-	12"=> 315 mm	1.70	11.81	16.85	18.62	\$ 790.00



22.5° ELBOW - LONG SPIGOT

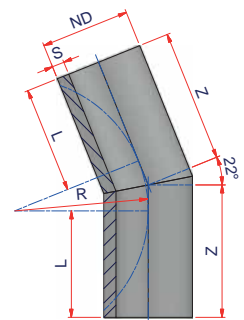
SDR 9

Material: PP-RCT

Range: 3" ÷ 14"

Notes: Segmented fitting for butt fusion or electrofusion welding.

The prices of segmented elbows on this page are also valid for any custom angles from 1° to 30°.



Code	Size	Carton Qty	Weight lb/p.	Volume ft ³ /p.	ND	S	L	Z	R	Price Each
27NC22990MMB	3"	-	-	-	3"=> 90 mm	0.39	5.91	7.64	6.50	\$ 190.00
27NC229110MMB	3 1/2"	-	-	-	3 1/2"=> 110 mm	0.48	5.91	7.64	6.50	\$ 190.00
27NC229125MMB	4"	-	-	-	4"=> 125 mm	0.55	5.91	7.87	7.40	\$ 190.00
27NC229160MMB	6"	-	-	-	6"=> 160 mm	0.70	5.91	8.43	9.45	\$ 190.00
27NC229200MMB	8"	-	-	-	8"=> 200 mm	0.87	5.91	9.06	11.81	\$ 323.00
27NC229250MMB	10"	-	-	-	10"=> 250 mm	1.09	9.84	13.78	14.76	\$ 510.00
27NC229315MMB	12"	-	-	-	12"=> 315 mm	1.38	11.81	16.85	18.62	\$ 790.00
27NC229355MMB	14"	-	-	-	14"=> 355 mm	1.55	11.81	17.44	20.98	\$ 1,100.00



22.5° ELBOW - LONG SPIGOT

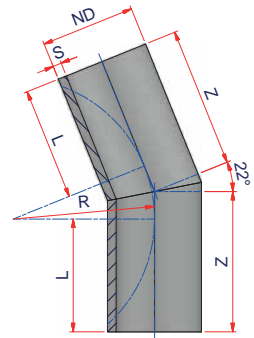
SDR 11

Material: PP-RCT

Range: 3" ÷ 20"

Notes: Segmented fitting for butt fusion or electrofusion welding.

The prices of segmented elbows on this page are also valid for any custom angles from 1° to 30°.



Code	Size	Carton Qty	Weight lb/p.	Volume ft ³ /p.	ND	S	L	Z	R	Price Each
27NC221190MMB	3"	-	-	-	3"=> 90 mm	0.32	5.91	7.64	6.50	\$ 150.00
27NC2211110MMB	3 ½"	-	-	-	3 ½"=> 110 mm	0.39	5.91	7.64	6.50	\$ 150.00
27NC2211125MMB	4"	-	-	-	4"=> 125 mm	0.45	5.91	7.87	7.40	\$ 150.00
27NC2211160MMB	6"	-	-	-	6"=> 160 mm	0.58	5.91	8.43	9.45	\$ 150.00
27NC2211200MMB	8"	-	-	-	8"=> 200 mm	0.72	5.91	9.06	11.81	\$ 300.00
27NC2211250MMB	10"	-	-	-	10"=> 250 mm	0.89	9.84	13.78	14.76	\$ 450.00
27NC2211315MMB	12"	-	-	-	12"=> 315 mm	1.13	11.81	16.85	18.62	\$ 535.00
27NC2211355MMB	14"	-	-	-	14"=> 355 mm	1.27	11.81	17.44	20.98	\$ 740.00
27NC2211400MMB	16"	-	-	-	16"=> 400 mm	1.43	11.81	18.15	23.62	\$ 1,105.00
27NC2211450MMB	18"	-	-	-	18"=> 450 mm	1.61	11.81	18.94	26.57	\$ 1,350.00
27NC2211500MMB	20"	-	-	-	20"=> 500 mm	1.79	13.78	21.69	29.53	\$ 1,700.00



22.5° ELBOW - LONG SPIGOT

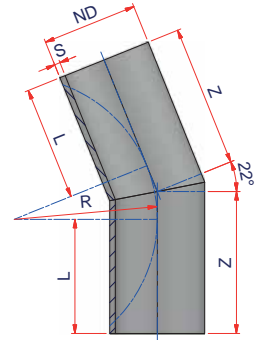
SDR 17

Material: PP-RCT

Range: 3" ÷ 24"

Notes: Segmented fitting for butt fusion or electrofusion welding.

The prices of segmented elbows on this page are also valid for any custom angles from 1° to 30°.



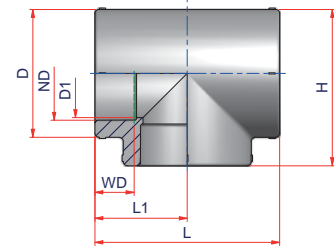
Code	Size	Carton Qty	Weight lb/p.	Volume ft ³ /p.	ND	S	L	Z	R	Price Each
27NC221790MMB	3"	-	-	-	3"=> 90 mm	0.21	5.91	7.64	6.50	\$ 135.00
27NC2217110MMB	3 1/2"	-	-	-	3 1/2"=> 110 mm	0.26	5.91	7.64	6.50	\$ 135.00
27NC2217125MMB	4"	-	-	-	4"=> 125 mm	0.29	5.91	7.87	7.40	\$ 135.00
27NC2217160MMB	6"	-	-	-	6"=> 160 mm	0.37	5.91	8.43	9.45	\$ 135.00
27NC2217200MMB	8"	-	-	-	8"=> 200 mm	0.47	5.91	9.06	11.81	\$ 190.00
27NC2217250MMB	10"	-	-	-	10"=> 250 mm	0.58	9.84	13.78	14.76	\$ 225.00
27NC2217315MMB	12"	-	-	-	12"=> 315 mm	0.74	11.81	16.85	18.62	\$ 360.00
27NC2217355MMB	14"	-	-	-	14"=> 355 mm	0.83	11.81	17.44	20.98	\$ 450.00
27NC2217400MMB	16"	-	-	-	16"=> 400 mm	0.93	11.81	18.15	23.62	\$ 560.00
27NC2217450MMB	18"	-	-	-	18"=> 450 mm	1.05	11.81	18.94	26.57	\$ 750.00
27NC2217500MMB	20"	-	-	-	20"=> 500 mm	1.17	13.78	21.69	29.53	\$ 910.00
27NC2217560MMB	22"	-	-	-	22"=> 560 mm	1.31	13.78	22.64	33.07	\$ 1,400.00
27NC2217630MMB	24"	-	-	-	24"=> 630 mm	1.47	13.78	23.74	37.20	\$ 1,650.00



TEE - SOCKET FUSION

Material: PP-RCT

Range: ½" ÷ 4"



Code	Size	Carton Qty	Weight lb/p.	Volume ft ³ /p.	ND	D1	D	WD	L1	L	H	Price Each
27NT20	½"	150	0.056	0.0046	½" => 20 mm	0.71	1.30	9/16	1.06	2.13	1.71	\$ 2.55
27NT25	¾"	80	0.090	0.0035	¾" => 25 mm	0.83	1.38	5/8	1.24	2.48	1.93	\$ 3.50
27NT32	1"	40	0.184	0.0166	1" => 32 mm	1.18	1.81	11/16	1.46	2.91	2.36	\$ 4.45
27NT40	1 ¼"	30	0.279	0.0222	1 ¼" => 40 mm	1.42	2.21	13/16	1.69	3.39	2.80	\$ 7.50
27NT50	1 ½"	16	0.516	0.0417	1 ½" => 50 mm	1.81	2.76	15/16	2.01	4.02	3.39	\$ 19.25
27NT63	2"	24	0.868	0.0530	2" => 63 mm	2.32	3.47	1-1/16	2.44	4.88	4.17	\$ 27.50
27NT75	2 ½"	16	1.249	0.0795	2 ½" => 75 mm	2.76	3.98	1-3/16	2.87	5.75	4.86	\$ 46.50
27NT90	3"	8	2.296	0.1589	3" => 90 mm	3.47	4.45	1-5/16	3.31	6.61	5.53	\$ 77.00
27NT110	3 ½"	4	3.366	0.3182	3 ½" => 110 mm	3.94	5.75	1-7/16	3.94	7.87	6.81	\$ 120.00
27NT125	4"	20	6.270	0.3814	4" => 125 mm	4.45	6.50	1-9/16	4.92	9.84	8.17	\$ 155.00

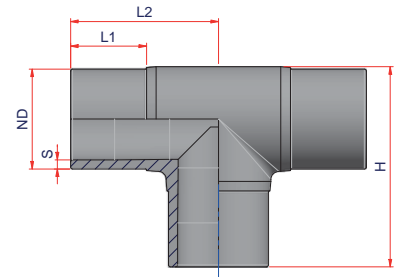


MOLDED LONG SPIGOT TEE SDR 7.3

Material: PP-RCT

Range: 2" ÷ 8"

Notes: For butt fusion or electrofusion welding



Code	Size	Carton Qty	Weight lb/p.	Volume ft ³ /p.	ND	S	L1	L2	H	Price Each
27NT7363MM	2"	30	1.151	0.0943	2" => 63 mm	0.34	2.76	4.72	6.06	\$ 40.00
27NT7375MM	2 1/2"	1	1.760	-	2 1/2" => 75 mm	0.41	2.95	5.12	6.73	\$ 75.00
27NT7390MM	3"	16	2.991	0.1766	3" => 90 mm	0.48	3.54	5.85	7.76	\$ 110.00
27NT73110MM	3 1/2"	9	6.476	0.3107	3 1/2" => 110 mm	0.59	3.43	6.30	8.70	\$ 125.00
27NT73125MM	4"	16	6.668	0.4767	4" => 125 mm	0.67	3.74	7.28	9.84	\$ 150.00
27NT73160MM	6"	8	13.255	0.9535	6" => 160 mm	0.86	4.33	8.54	11.93	\$ 210.00
27NT73200MM	8"	10	22.880	1.7968	8" => 180 mm	1.08	4.61	9.84	-	\$ 470.00

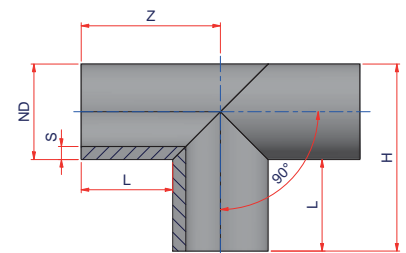


SEGMENTED TEE SDR 7.3

Material: PP-RCT

Range: 10" ÷ 12"

Notes: For butt fusion or electrofusion welding



Code	Size	Carton Qty	Weight lb/p.	Volume ft ³ /p.	ND	S	L	Z	H	Price Each
27NT73250MMB	10"	1	64.900	-	10" => 250 mm	1.35	9.84	14.76	19.69	\$ 935.00
27NT73315MMB	12"	1	151.800	-	12" => 315 mm	1.70	11.81	18.11	24.31	\$ 1,700.00



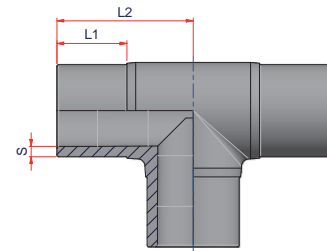
MOLDED LONG SPIGOT TEE

SDR 9

Material: PP-RCT

Range: 2" ÷ 8"

Notes: For butt fusion or electrofusion welding



Code	Size	Carton Qty	Weight lb/p.	Volume ft ³ /p.	ND	S	L1	L2	Price Each
27NT963MM	2"	1	-	-	2" => 63 mm	0.28	2.76	4.72	\$ 40.00
27NT975MM	2 1/2"	1	-	-	2 1/2" => 75 mm	0.33	2.95	5.12	\$ 75.00
27NT990MM	3"	1	-	-	3" => 90 mm	0.39	3.54	5.85	\$ 110.00
27NT9110MM	3 1/2"	1	-	-	3 1/2" => 110 mm	0.48	3.43	6.30	\$ 125.00
27NT9125MM	4"	1	-	-	4" => 125 mm	0.55	3.74	7.28	\$ 200.00
27NT9160MM	6"	1	-	-	6" => 160 mm	0.70	4.33	8.54	\$ 210.00
27NT9200MM	8"	1	-	-	8" => 200 mm	0.87	4.61	9.84	\$ 380.00



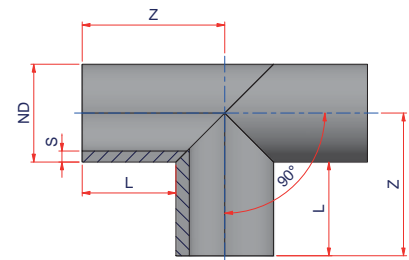
SEGMENTED TEE

SDR 9

Material: PP-RCT

Range: 10" ÷ 14"

Notes: For butt fusion or electrofusion welding



Code	Size	Carton Qty	Weight lb/p.	Volume ft ³ /p.	ND	S	L	Z	Price Each
27NT9250MMB	10"	1	-	-	10" => 250 mm	1.09	9.84	14.76	\$ 830.00
27NT9315MMB	12"	1	-	-	12" => 315 mm	1.38	11.81	18.11	\$ 1,580.00
27NT9355MMB	14"	1	-	-	14" => 355 mm	1.55	11.81	18.89	\$ 1,850.00

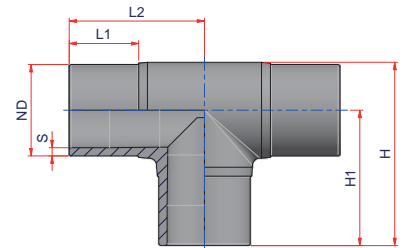


MOLDED LONG SPIGOT TEE SDR 11

Material: PP-RCT

Range: 2" ÷ 12"

Notes: For butt fusion or electrofusion welding



Code	Size	Carton Qty	Weight lb/p.	Volume ft ³ /p.	ND	S	L1	L2	H1	H	Price Each
27NT1163MM	2"	35	0.918	0.0809	2" => 63 mm	0.23	2.76	4.72	4.72	6.06	\$ 30.00
27NT1175MM	2 ½"	20	1.375	0.1413	2 ½" => 75 mm	0.27	2.95	5.12	5.12	6.73	\$ 55.00
27NT1190MM	3"	15	2.061	0.1882	3" => 90 mm	0.32	3.54	5.85	5.85	7.76	\$ 95.00
27NT11110MM	3 ½"	9	3.349	0.3139	3 ½" => 110 mm	0.39	3.43	6.30	6.30	8.70	\$ 115.00
27NT11125MM	4"	5	4.972	0.5650	4" => 125 mm	0.45	3.74	7.28	7.28	9.86	\$ 145.00
27NT11160MM	6"	40	9.240	0.7967	6" => 160 mm	0.58	4.33	8.54	8.27	11.56	\$ 180.00
27NT11200MM	8"	10	15.400	1.7968	8" => 200 mm	0.72	4.61	9.84	9.84	13.94	\$ 360.00
27NT11250MM	10"	10	-	-	10" => 250 mm	0.89	5.83	12.04	12.04	17.51	\$ 1,600.00
27NT11315MM	12"	4	50.875	7.967	12" => 315 mm	1.13	6.69	14.96	11.18	16.34	\$ 2,080.00

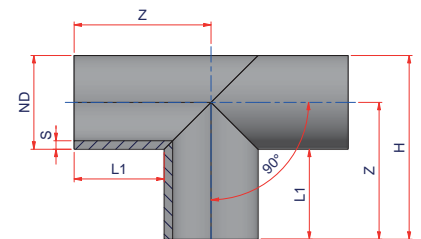


SEGMENTED TEE SDR 11

Material: PP-RCT

Range: 10" ÷ 20"

Notes: For butt fusion or electrofusion welding



Code	Size	Carton Qty	Weight lb/p.	Volume ft ³ /p.	ND	S	L1	Z	H	Price Each
27NT11250MMB	10"	1	25.410	-	10" => 250 mm	0.89	9.84	14.76	19.69	\$ 770.00
27NT11315MMB	12"	1	31.350	-	12" => 315 mm	1.13	11.81	18.11	24.31	\$ 1,100.00
27NT11355MMB	14"	1	41.800	-	14" => 355 mm	1.28	11.81	18.90	25.89	\$ 1,450.00
27NT11400MMB	16"	1	48.400	-	16" => 400 mm	1.43	11.81	19.69	27.56	\$ 1,800.00
27NT11450MMB	18"	1	55.000	-	18" => 450 mm	1.61	11.81	20.67	29.53	\$ 2,800.00
27NT11500MMB	20"	1	66.000	-	20" => 500 mm	1.81	13.78	23.62	33.46	\$ 3,500.00



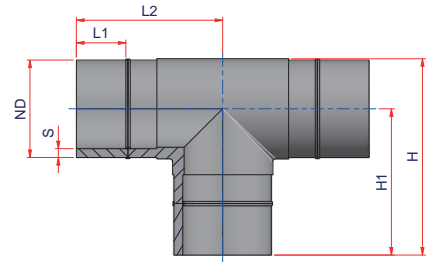
ELONGATED TEE

SDR 11

Material: PP-RCT

Range: 14" ÷ 20"

Notes: For butt fusion or electrofusion welding



Code	Size	Carton Qty	Weight lb/p.	Volume ft ³ /p.	ND	S	L1	L2	H1	H	Price Each
27NT11355MMC	14"	1	-	-	14" => 355 mm	1.27	7.09	20.98	20.98	28.17	\$ 1,450.00
27NT11400MMC	16"	1	-	-	16" => 400 mm	1.43	7.87	22.05	22.05	30.19	\$ 1,800.00
27NT11450MMC	18"	1	-	-	18" => 450 mm	1.61	8.66	26.77	26.77	35.85	\$ 2,800.00
27NT11500MMC	20"	1	-	-	20" => 500 mm	1.79	9.84	27.56	27.56	34.45	\$ 3,500.00



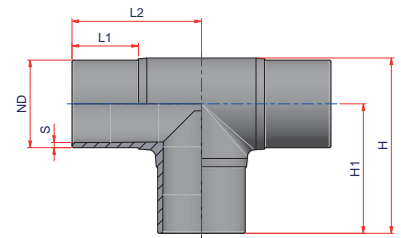
MOLDED LONG SPIGOT TEE

SDR 17

Material: PP-RCT

Range: 2" ÷ 12"

Notes: For butt fusion or electrofusion welding



Code	Size	Carton Qty	Weight lb/p.	Volume ft ³ /p.	ND	S	L1	L2	H1	H	Price Each
27NT1763MM	2"	30	0.843	0.0943	2" => 63 mm	0.15	2.76	4.72	4.72	6.06	\$ 27.50
27NT1775MM	2 1/2"	20	1.067	0.1413	2 1/2" => 75 mm	0.18	2.95	5.12	5.13	6.73	\$ 50.00
27NT1790MM	3"	16	1.581	0.1766	3" => 90 mm	0.21	3.54	5.85	5.85	7.76	\$ 85.00
27NT17110MM	3 1/2"	9	2.779	0.3140	3 1/2" => 110 mm	0.26	3.43	6.30	6.30	8.70	\$ 100.00
27NT17125MM	4"	5	4.840	0.5650	4" => 125 mm	0.29	3.74	7.28	7.28	9.86	\$ 125.00
27NT17160MM	6"	24	7.361	0.7487	6" => 160 mm	0.37	4.33	8.54	8.54	11.56	\$ 160.00
27NT17200MM	8"	10	12.650	1.7968	8" => 200 mm	0.47	4.61	9.84	9.84	13.94	\$ 290.00
27NT17250MM	10"	10	23.100	3.1868	10" => 250 mm	0.58	5.31	12.01	9.70	13.55	\$ 370.00
27NT17315MM	12"	5	58.960	7.1195	12" => 315 mm	0.74	6.69	14.96	11.18	16.34	\$ 1,450.00



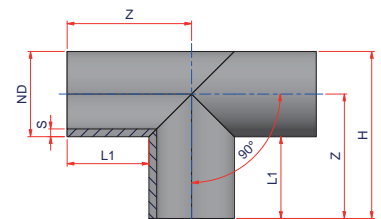
SEGMENTED TEE

SDR 17

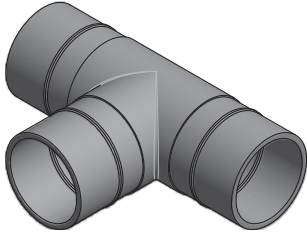
Material: PP-RCT

Range: 12" ÷ 24"

Notes: For butt fusion or electrofusion welding



Code	Size	Carton Qty	Weight lb/p.	Volume ft ³ /p.	ND	S	L1	Z	H	Price Each
27NT17315MMB	12"	1	29.700	-	12" => 315 mm	0.74	11.81	18.11	24.31	\$ 680.00
27NT17355MMB	14"	1	-	-	14" => 355 mm	0.83	11.81	18.90	25.89	\$ 860.00
27NT17400MMB	16"	1	-	-	16" => 400 mm	0.93	11.81	19.69	27.56	\$ 1,150.00
27NT17450MMB	18"	1	-	-	18" => 450 mm	1.05	11.81	20.67	29.53	\$ 1,450.00
27NT17500MMB	20"	1	-	-	20" => 500 mm	1.17	13.78	23.62	33.46	\$ 2,020.00
27NT17560MMB	22"	1	-	-	22" => 560 mm	1.31	13.78	24.80	35.83	\$ 2,700.00
27NT17630MMB	24"	1	-	-	24" => 630 mm	1.47	13.78	26.18	38.58	\$ 3,850.00



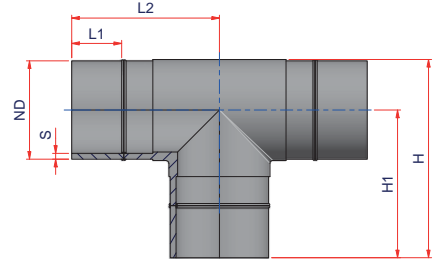
LONGATED TEE

SDR 17

Material: PP-RCT

Range: 14" ÷ 20"

Notes: For butt fusion or electrofusion welding



Code	Size	Carton Qty	Weight lb/p.	Volume ft ³ /p.	ND	S	L1	L2	H1	H	Price Each
27NT17355MMC	14"	1	39.600	-	14"=> 355 mm	0.83	7.09	20.98	18.88	26.87	\$ 3,429.00
27NT17400MMC	16"	1	-	-	16"=> 400 mm	0.93	7.87	22.05	19.69	27.56	\$ 4,400.00
27NT17450MMC	18"	1	-	-	18"=> 450 mm	1.05	8.66	26.77	22.44	31.10	\$ 4,400.00
27NT17500MMC	20"	1	-	-	20"=> 500 mm	1.16	9.84	19.88	24.61	34.45	POA



(A)

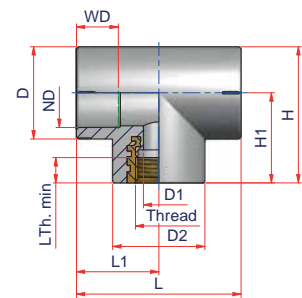
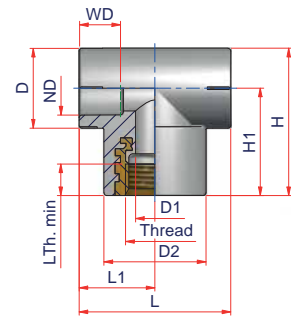


(B)



FEMALE THREADED TEE W/NPT LEAD FREE BRASS SOCKET FUSION

Material: PP-RCT-Brass
Range: ½"x ½"NPT ÷ 1"x 1"NPT



Code	Type	Size	Carton Qty	Weight lb/p.	Volume ft ³ /p.	ND	D1	D2	D	Thread	L Thread min	WD	L1	L	H1	H	Price Each
27NTF2012NPT	A	½"x ½"NPT	50	0.172	0.0060	½" => 20 mm	0.56	1.46	1.14	½"NPT	0.53	9/16	1.08	2.17	1.54	2.11	\$ 11.00
27NTF2512NPT	A	¾"x ½"NPT	40	0.171	0.0095	¾" => 25 mm	0.56	1.46	1.38	½"NPT	0.53	5/8	1.20	2.40	1.54	2.22	\$ 11.00
27NTF2534NPT	A	¾"x ¾"NPT	35	0.255	0.0109	¾" => 25 mm	0.73	1.65	1.38	¾"NPT	0.55	5/8	1.20	2.40	1.54	2.22	\$ 15.00
27NTF3212NPT	B	1"x ½"NPT	20	0.259	0.0145	1" => 32 mm	0.56	1.65	1.65	½"NPT	0.53	11/16	1.48	2.95	1.61	2.44	\$ 15.00
27NTF3234NPT	B	1"x ¾"NPT	24	0.307	0.0159	1" => 32 mm	0.73	1.65	1.65	¾"NPT	0.55	11/16	1.48	2.95	1.61	2.44	\$ 17.00
27NTF321NPT	B	1"x 1"NPT	16	0.474	0.0237	1" => 32 mm	0.95	2.13	2.13	1"NPT	0.66	11/16	1.85	3.74	1.54	2.60	\$ 27.50



(A)

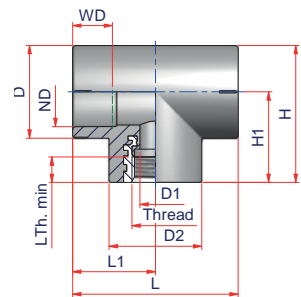
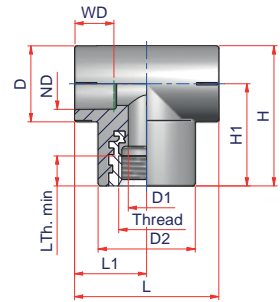


(B)



FEMALE THREADED TEE W/NPT STAINLESS STEEL SOCKET FUSION


Material: PP-RCT-Stainless steel
Range: ½"x ½"NPT ÷ 1"x 1"NPT



Code	Type	Size	Carton Qty	Weight lb/p.	Volume ft³/p.	ND	D1	D2	D	Thread	L Thread min	WD	L1	L	H1	H	Price Each
27NTF2012SSNPT	A	½"x ½"NPT	50	0.170	0.0060	½" => 20 mm	0.56	1.46	1.14	½"NPT	0.53	9/16	1.08	2.17	1.54	2.11	\$ 35.00
27NTF2512SSNPT	A	¾"x ½"NPT	40	0.200	0.0074	¾" => 25 mm	0.56	1.46	1.38	½"NPT	0.53	5/8	1.20	2.40	1.54	2.22	\$ 35.00
27NTF2534SSNPT	A	¾"x ¾"NPT	35	0.258	0.0109	¾" => 25 mm	0.73	1.65	1.38	¾"NPT	0.55	5/8	1.20	2.40	1.54	2.22	\$ 52.50
27NTF3212SSNPT	B	1"x ½"NPT	20	0.260	0.0145	1" => 32 mm	0.56	1.65	1.65	½"NPT	0.53	11/16	1.48	2.95	1.61	2.44	\$ 52.50
27NTF3234SSNPT	B	1"x ¾"NPT	24	0.310	0.0124	1" => 32 mm	0.73	1.65	1.65	¾"NPT	0.55	11/16	1.48	2.95	1.61	2.44	\$ 52.50
27NTF3215SSNPT	B	1"x 1"NPT	16	0.470	0.0184	1" => 32 mm	0.95	2.13	2.13	1"NPT	0.66	11/16	1.85	3.74	1.54	2.60	\$ 87.50

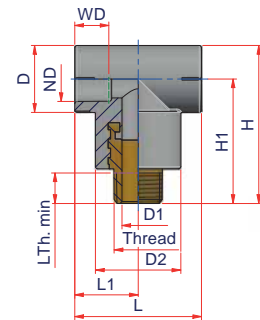


(A)

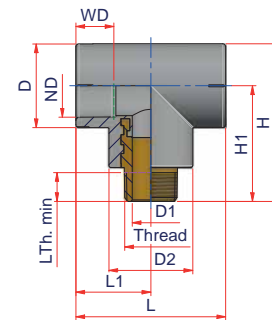



MALE THREADED TEE W/NPT LEAD FREE BRASS SOCKET FUSION

Material: PP-RCT-Brass
Range: ½" x ½" NPT ÷ 1" x 1" NPT



(B)

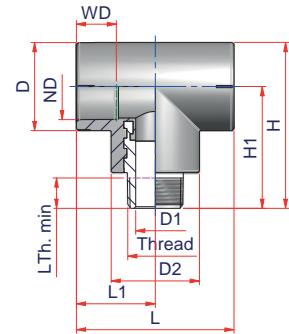
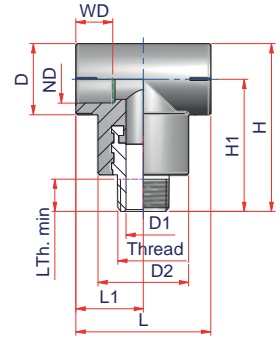


Code	Type	Size	Carton Qty	Weight lb/p.	Volume ft ³ /p.	ND	D1	D2	D	Thread	L Thread min	WD	L1	L	H1	H	Price Each
27NTM2012NPT	A	½" x ½" NPT	50	0.251	0.0078	½" = > 20 mm	0.56	1.46	1.14	½" NPT	0.53	9/16	1.08	2.17	2.13	2.70	\$ 12.00
27NTM2512NPT	A	¾" x ½" NPT	40	0.255	0.0095	¾" = > 25 mm	0.56	1.46	1.38	½" NPT	0.53	5/8	1.20	2.40	2.13	2.82	\$ 12.00
27NTM2534NPT	A	¾" x ¾" NPT	35	0.356	0.0127	¾" = > 25 mm	0.73	1.65	1.38	¾" NPT	0.55	5/8	1.20	2.40	2.21	2.89	\$ 18.00
27NTM3212NPT	B	1" x ½" NPT	25	0.326	0.0152	1" = > 32 mm	0.56	1.65	1.65	½" NPT	0.53	11/16	1.48	2.95	2.21	3.03	\$ 20.00
27NTM3234NPT	B	1" x ¾" NPT	24	0.342	0.0159	1" = > 32 mm	0.73	1.65	1.65	¾" NPT	0.55	11/16	1.48	2.95	2.28	3.10	\$ 25.00
27NTM321NPT	B	1" x 1" NPT	14	0.723	0.0272	1" = > 32 mm	0.95	2.13	1.65	1" NPT	0.68	11/16	1.87	3.74	2.50	3.35	\$ 78.00

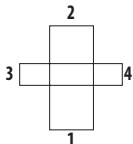


MALE THREADED TEE W/NPT STAINLESS STEEL SOCKET FUSION

Material: PP-RCT-Stainless steel
Range: 1/2"x 1/2"NPT ÷ 1"x 1"NPT

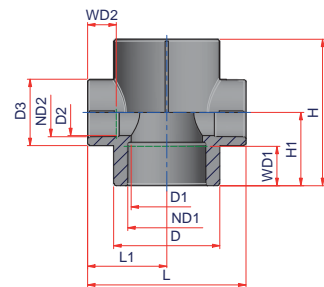


Code	Type	Size	Carton Qty	Weight lb/p.	Volume ft ³ /p.	ND	D1	D2	D	Thread	L Thread min	WD	L1	L	H1	H	Price Each
27NTM2012SSNPT	A	1/2"x 1/2"NPT	50	0.250	0.0060	1/2" => 20 mm	0.56	1.46	1.14	1/2"NPT	0.53	9/16	1.08	2.17	1.54	2.11	\$ 95.00
27NTM2512SSNPT	A	3/4"x 1/2"NPT	40	0.260	0.0084	3/4" => 25 mm	0.56	1.46	1.38	1/2"NPT	0.53	5/8	1.20	2.40	1.54	2.22	\$ 98.50
27NTM2534SSNPT	A	3/4"x 3/4"NPT	30	0.360	0.0098	3/4" => 25 mm	0.73	1.65	1.38	3/4"NPT	0.55	5/8	1.20	2.40	1.54	2.22	\$ 115.50
27NTM3212SSNPT	B	1"x 1/2"NPT	25	0.330	0.0134	1" => 32 mm	0.56	1.65	1.65	1/2"NPT	0.53	11/16	1.48	2.95	1.61	2.44	\$ 145.25
27NTM3234SSNPT	B	1"x 3/4"NPT	24	0.400	0.0123	1" => 32 mm	0.73	1.65	1.65	3/4"NPT	0.55	11/16	1.48	2.95	1.61	2.44	\$ 152.25
27NTM321SSNPT	B	1"x 1"NPT	14	0.710	0.0208	1" => 32 mm	0.95	2.13	2.13	1"NPT	0.66	11/16	1.85	3.74	1.54	2.60	\$ 218.75



REDUCING CROSS SOCKET FUSION

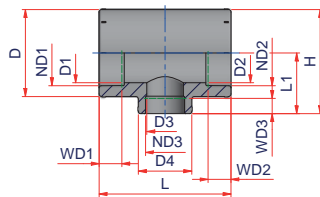
Material: PP-RCT
Range: 1 1/4"x 1 1/4"x 3/4"x 3/4"



Code	Size (1x2x3x4)	Carton Qty	Weight lb/p.	Volume ft ³ /p.	ND1	ND2	D1	D2	D3	D	WD1	WD2	L1	L	H1	H	Price Each
27NCR402525	1 1/4"x 1 1/4"x 3/4"x 3/4"	16	0.193	0.0184	1 1/4" => 40 mm	3/4" => 25 mm	1.42	0.93	1.30	2.09	13/16	5/8	1.49	2.91	1.58	3.15	\$ 10.75



(A)

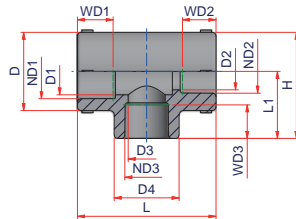


REDUCING TEE - SOCKET FUSION

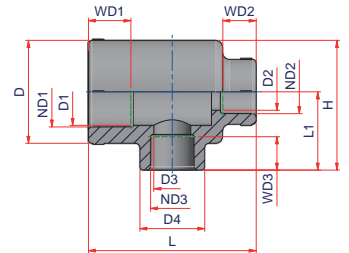
Material: PP-RCT

Range: 3/4" x 1/2" x 1/2" ÷ 5" x 5" x 4"

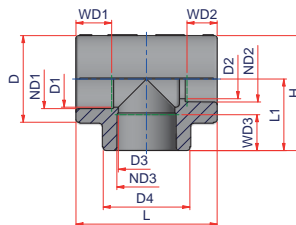
(B)



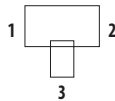
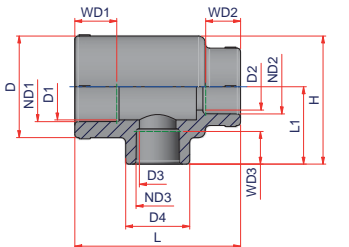
(D)



(C)

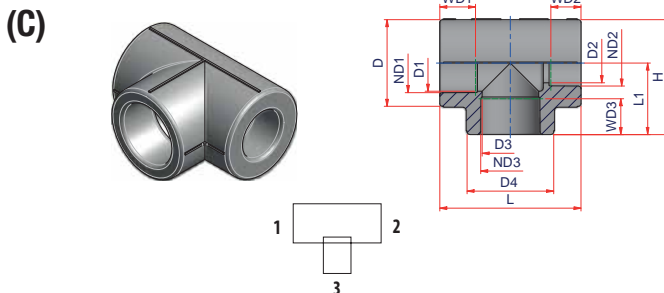
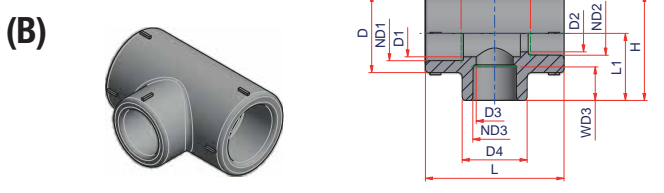
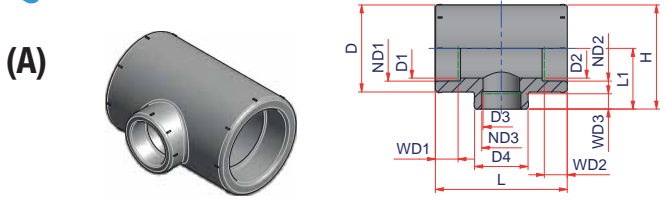


(E)



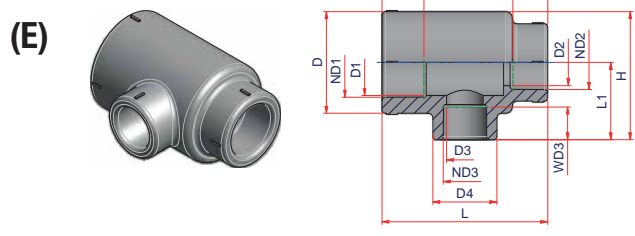
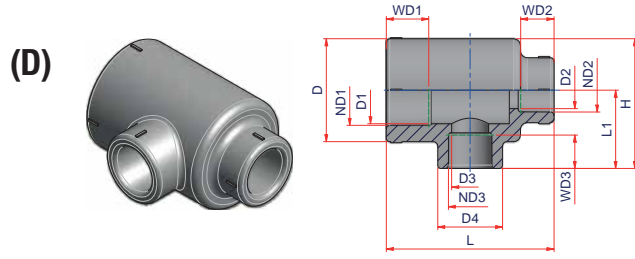
Code	Type	Size (ND1xND2xND3)	Carton Qty	Weight lb/p.	Volume ft ³ /p.	D1	D2	D3	D4	D	WD1	WD2	WD3	L1	L	H	Price Each
27NTR252020	B	3/4" x 1/2" x 1/2"	90	0.091	0.0074	0.83	0.65	0.65	1.14	1.38	5/8	9/16	9/16	1.18	2.44	1.87	\$ 3.50
27NTR252025	A	3/4" x 3/4" x 1/2"	80	0.085	0.0085	0.83	0.83	0.65	1.14	1.38	5/8	5/8	9/16	1.18	2.44	1.87	\$ 3.50
27NTR252520	C	3/4" x 1/2" x 3/4"	80	0.099	0.0085	0.83	0.65	0.83	1.38	1.38	5/8	9/16	5/8	1.18	2.44	1.87	\$ 3.50
27NTR253225	A	3/4" x 3/4" x 1"	40	0.219	0.0166	0.83	0.83	0.83	1.81	1.81	5/8	5/8	11/16	1.49	2.91	2.40	\$ 4.50
27NTR322020	D	1" x 1/2" x 1/2"	70	0.141	0.0095	1.18	0.65	0.65	1.14	1.81	11/16	9/16	9/16	1.38	2.95	2.28	\$ 4.50
27NTR322025	E	1" x 3/4" x 1/2"	50	0.144	0.0134	1.18	0.83	0.65	1.14	1.81	11/16	5/8	9/16	1.38	2.95	2.28	\$ 4.50
27NTR322032	A	1" x 1" x 1/2"	40	0.158	0.0166	1.18	1.18	0.65	1.14	1.81	11/16	11/16	9/16	1.38	2.95	2.28	\$ 4.50
27NTR322525	B	1" x 3/4" x 3/4"	40	0.173	0.0166	1.18	0.83	0.83	1.38	1.81	11/16	5/8	5/8	1.38	2.95	2.28	\$ 4.50
27NTR322532	A	1" x 1" x 3/4"	40	0.162	0.0166	1.18	1.18	0.83	1.38	1.81	11/16	11/16	5/8	1.38	2.95	2.28	\$ 4.50
27NTR323225	C	1" x 3/4" x 1"	40	0.198	0.0166	1.18	0.83	1.18	1.81	1.81	11/16	5/8	11/16	1.50	2.95	2.40	\$ 4.50
27NTR402040	A	1 1/4" x 1 1/4" x 1/2"	20	0.187	0.0191	1.42	1.42	0.65	1.30	2.09	13/16	13/16	9/16	1.54	2.91	2.60	\$ 6.75
27NTR402540	A	1 1/4" x 1 1/4" x 3/4"	20	0.187	0.0191	1.42	1.42	0.83	1.30	2.09	13/16	13/16	5/8	1.54	2.91	2.60	\$ 6.75
27NTR403240	A	1 1/4" x 1 1/4" x 1"	18	0.287	0.0213	1.38	1.38	1.18	2.13	2.13	13/16	13/16	11/16	1.69	3.43	2.76	\$ 6.75
27NTR502050	A	1 1/2" x 1 1/2" x 1/2"	12	0.348	0.0318	1.85	1.85	0.65	1.69	2.60	15/16	15/16	9/16	1.85	3.43	3.15	\$ 19.25
27NTR502550	A	1 1/2" x 1 1/2" x 3/4"	10	0.352	0.0381	1.85	1.85	0.83	1.69	2.60	15/16	15/16	5/8	1.85	3.43	3.15	\$ 19.25
27NTR503250	A	1 1/2" x 1 1/2" x 1"	14	0.314	0.0272	1.85	1.85	1.18	1.69	2.60	15/16	15/16	11/16	1.85	3.43	3.15	\$ 19.25
27NTR504050	A	1 1/2" x 1 1/2" x 1 1/4"	8	0.495	0.0367	1.69	1.69	1.42	2.60	2.60	15/16	15/16	13/16	1.97	4.02	3.27	\$ 19.25

follow ...

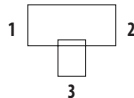



REDUCING TEE - SOCKET FUSION

Material: PP-RCT
Range: 3/4" x 1/2" x 1/2" ÷ 5" x 5" x 4"



Code	Type	Size (ND1xND2xND3)	Carton Qty	Weight lb/p.	Volume ft ³ /p.	D1	D2	D3	D4	D	WD1	WD2	WD3	L1	L	H	Price Each
27NTR632063	NEW	A 2" x 2" x 1/2"	1	0.808	-	1.97	1.97	0.60	1.36	3.35	11/16	11/16	9/16	2.07	4.80	3.74	\$ 26.00
27NTR632563		A 2" x 2" x 3/4"	6	0.642	0.0632	2.36	2.36	0.83	2.09	3.27	11/16	11/16	5/8	2.13	4.02	3.78	\$ 26.00
27NTR633263		A 2" x 2" x 1"	10	0.583	0.0381	2.36	2.36	1.18	2.09	3.27	11/16	11/16	11/16	2.13	4.02	3.78	\$ 26.00
27NTR634063		A 2" x 2" x 1 1/4"	10	0.550	0.0381	2.36	2.36	1.42	2.09	3.27	11/16	11/16	13/16	2.13	4.02	3.78	\$ 26.00
27NTR635063	NEW	A 2" x 2" x 1 1/2"	6	0.770	0.0632	1.97	1.97	1.81	3.15	3.15	11/16	11/16	15/16	2.52	4.80	4.09	\$ 26.00
27NTR635040	NEW	A 2" x 2" x 1 1/4"	1	0.770	-	1.97	1.69	1.81	3.15	3.15	11/16	13/16	15/16	2.52	6.90	4.09	\$ 26.00
27NTR752075	NEW	A 2 1/2" x 1/2" x 1"	1	1.348	-	2.36	2.36	0.60	1.36	3.98	13/16	13/16	9/16	2.28	5.75	4.27	\$ 42.50
27NTR752575		A 2 1/2" x 3/4" x 1"	1	1.348	-	2.36	2.36	0.76	1.36	3.98	13/16	13/16	5/8	2.28	5.75	4.27	\$ 42.50
27NTR753275		A 2 1/2" x 2 1/2" x 1"	7	1.414	0.0957	2.60	2.60	1.18	1.81	3.98	13/16	13/16	11/16	2.76	5.75	4.74	\$ 42.50
27NTR754075		A 2 1/2" x 2 1/2" x 1 1/4"	6	1.467	0.0989	2.60	2.60	1.46	2.20	3.98	13/16	13/16	13/16	2.76	5.75	4.74	\$ 42.50
27NTR755075		A 2 1/2" x 2 1/2" x 1 1/2"	14	1.092	0.0908	2.76	2.76	1.81	2.76	3.98	13/16	13/16	15/16	2.87	5.75	4.86	\$ 42.50
27NTR756375	NEW	A 2 1/2" x 2 1/2" x 2"	16	1.262	0.0795	2.76	2.76	2.32	3.39	3.98	13/16	13/16	11/16	2.87	5.75	4.86	\$ 42.50
27NTR905090		A 3" x 3" x 1 1/2"	1	1.971	-	3.15	3.15	1.57	3.35	4.72	15/16	15/16	15/16	2.91	6.30	5.28	\$ 85.50
27NTR906390		A 3" x 3" x 2"	4	1.980	0.1674	3.31	2.32	3.31	3.39	4.88	15/16	15/16	11/16	3.35	6.69	5.79	\$ 85.50
27NTR907590		A 3" x 3" x 2 1/2"	10	1.716	0.1271	3.31	2.76	3.31	3.98	4.88	15/16	15/16	13/16	3.35	6.69	5.79	\$ 85.50
27NTR11063110		A 3 1/2" x 3 1/2" x 2"	5	3.344	0.2546	3.94	3.94	2.32	3.39	5.75	17/16	17/16	11/16	3.94	7.87	6.81	\$ 133.50
27NTR11075110		A 3 1/2" x 3 1/2" x 2 1/2"	5	3.344	0.2546	3.94	3.94	2.72	3.98	5.75	17/16	17/16	13/16	3.94	7.87	6.81	\$ 133.50
27NTR11090110		A 3 1/2" x 3 1/2" x 3"	4	3.245	0.3178	3.94	3.94	3.35	4.80	5.75	17/16	17/16	15/16	3.94	7.87	6.81	\$ 133.50
27NTR12575125		A 4" x 4" x 2 1/2"	20	5.665	0.3814	4.45	4.45	2.72	3.98	6.50	19/16	19/16	13/16	4.53	9.84	7.76	\$ 155.00
27NTR12590125		A 4" x 4" x 3"	3	5.830	0.3814	4.45	4.45	3.35	4.80	6.50	19/16	19/16	15/16	4.53	9.84	7.76	\$ 155.00
27NTR125110125		A 4" x 4" x 3 1/2"	20	5.885	0.3814	4.45	4.45	3.94	5.75	6.50	19/16	19/16	17/16	4.72	9.84	7.97	\$ 155.00

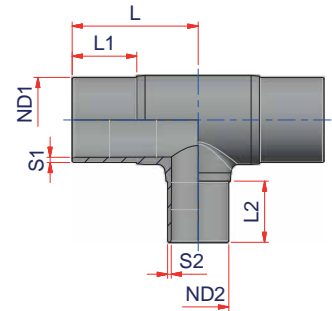


MOLDED REDUCING TEE LONG SPIGOT SDR 11

Material: PP-RCT

Range: 3"x3"x 1¼" ÷ 10"x 10"x 8"

Notes: For butt fusion or electrofusion welding

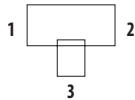


Code	Size (1x2x3)	Carton Qty	Weight lb/p.	Volume ft ³ /p.	ND1	S1	L1	ND2	S2	L2	L	Price Each
27NTRS119040MM	3"x3"x 1¼"	1	-	-	3"=> 90 mm	0.32	3.31	1¼"=> 40 mm	0.15	1.89	5.00	\$ 110.00
27NTRS119050MM	3"x3"x 1½"	14	1.650	0.2012	3"=> 90 mm	0.32	3.31	1½"=> 50 mm	0.18	2.36	5.00	\$ 110.00
27NTRS119063MM	3"x3"x 2"	20	1.674	0.1413	3"=> 90 mm	0.32	3.31	2"=> 63 mm	0.23	2.76	5.00	\$ 110.00
27NTRS119075MM	3"x3"x 2½"	16	2.021	0.1765	3"=> 90 mm	0.32	3.54	2½"=> 75 mm	0.27	2.95	5.85	\$ 110.00
27NTRS1111050MM	3½"x 3½"x 1½"	12	2.713	0.2356	3½"=> 110 mm	0.39	3.43	1½"=> 50 mm	0.18	2.76	6.10	\$ 130.00
27NTRS1111063MM	3½"x 3½"x 2"	12	2.906	0.2356	3½"=> 110 mm	0.39	3.43	2"=> 63 mm	0.23	3.43	6.10	\$ 130.00
27NTRS1111075MM	3½"x 3½"x 2½"	1	-	-	3½"=> 110 mm	0.39	3.43	2½"=> 75 mm	0.27	3.07	6.10	\$ 130.00
27NTRS1111090MM	3½"x 3½"x 3"	9	3.080	0.3140	3½"=> 110 mm	0.39	3.43	3"=> 90 mm	0.32	3.54	6.10	\$ 130.00
27NTRS1112550MM	4"x 4"x 1½"	1	-	-	4"=> 125 mm	0.45	3.74	1½"=> 50 mm	0.18	2.13	7.28	\$ 160.00
27NTRS1112563MM	4"x 4"x 2"	7	3.990	0.4025	4"=> 125 mm	0.45	3.74	2"=> 63 mm	0.23	2.76	7.28	\$ 160.00
27NTRS1112575MM	4"x 4"x 2½"	6	4.125	0.4696	4"=> 125 mm	0.45	3.74	2½"=> 75 mm	0.27	2.95	7.28	\$ 160.00
27NTRS1112590MM	4"x 4"x 3"	6	4.620	0.4696	4"=> 125 mm	0.45	3.74	3"=> 90 mm	0.32	3.54	7.28	\$ 160.00
27NTRS11125110MM	4"x 4"x 3½"	5	4.318	0.5650	4"=> 125 mm	0.45	3.74	3½"=> 110 mm	0.39	3.43	7.28	\$ 160.00
27NTRS1116063MM	6"x 6"x 2"	12	6.765	0.6357	6"=> 160 mm	0.57	4.06	2"=> 63 mm	0.23	2.76	7.48	\$ 189.00
27NTRS1116075MM	6"x 6"x 2½"	12	6.782	0.7628	6"=> 160 mm	0.57	4.06	2½"=> 75 mm	0.27	2.95	7.48	\$ 190.00
27NTRS1116090MM	6"x 6"x 3"	10	7.084	0.7628	6"=> 160 mm	0.57	4.06	3"=> 90 mm	0.32	3.54	7.48	\$ 194.00
27NTRS11160110MM	6"x 6"x 3½"	10	7.304	0.7628	6"=> 160 mm	0.57	4.06	3½"=> 110 mm	0.39	3.43	7.48	\$ 212.00
27NTRS11160125MM	6"x 6"x 4"	10	7.480	0.7628	6"=> 160 mm	0.57	4.06	4"=> 125 mm	0.45	3.74	7.48	\$ 221.00
27NTRS1120063MM	8"x 8"x 2"	6	13.052	1.2713	8"=> 200 mm	0.72	4.61	2"=> 63 mm	0.23	2.76	9.06	\$ 230.00
27NTRS1120090MM	8"x 8"x 3"	6	13.382	1.2713	8"=> 200 mm	0.72	4.61	3"=> 90 mm	0.32	3.54	9.06	\$ 230.00
27NTRS11200110MM	8"x 8"x 3½"	6	13.567	1.2713	8"=> 200 mm	0.72	4.61	3½"=> 110 mm	0.39	3.43	9.06	\$ 248.00
27NTRS11200125MM	8"x 8"x 4"	15	13.420	1.1971	8"=> 200 mm	0.72	4.61	4"=> 125 mm	0.45	3.74	9.06	\$ 248.00
27NTRS11200160MM	8"x 8"x 6"	5	17.740	1.5256	8"=> 200 mm	0.72	4.61	6"=> 160 mm	0.57	4.06	9.06	\$ 270.00
27NTRS1125090MM	10"x 10"x 3"	22	19.300	1.4479	10"=> 250 mm	0.89	5.28	3"=> 90 mm	0.32	3.54	10.04	\$ 300.00
27NTRS11250110MM	10"x 10"x 3½"	10	21.670	1.7975	10"=> 250 mm	0.89	5.28	3½"=> 110 mm	0.39	4.57	10.04	\$ 320.00
27NTRS11250125MM	10"x 10"x 4"	20	19.690	1.5927	10"=> 250 mm	0.89	5.28	4"=> 125 mm	0.45	3.74	10.04	\$ 360.00
27NTRS11250160MM	10"x 10"x 6"	18	20.288	1.7692	10"=> 250 mm	0.89	5.28	6"=> 160 mm	0.57	4.13	10.04	\$ 360.00
27NTRS11250200MM	10"x 10"x 8"	16	21.243	1.9917	10"=> 250 mm	0.89	5.28	8"=> 200 mm	0.72	4.57	10.04	\$ 360.00

Depending on stock availability, the fitting can be supplied molded (monolithic version) or composed (molded tee + reducing spigot).

The company reserves the right to provide a monolithic or composed fitting depending on internal needs.

Measures on request.

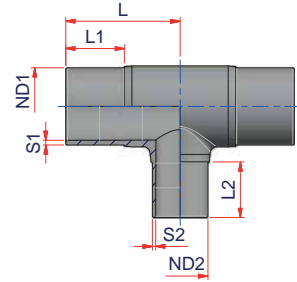


MOLDED REDUCING TEE LONG SPIGOT SDR 17

Material: PP-RCT

Range: 3" x 3" x 1 1/4" ÷ 10" x 10" x 8"

Notes: For butt fusion or electrofusion welding

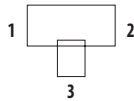


Code	Size (1x2x3)	Carton Qty	Weight lb/p.	Volume ft³/p.	ND1	S1	L1	ND2	S2	L2	L	Price Each
27NTRS179040MM	3" x 3" x 1 1/4"	15	1.613	0.1882	3" => 90 mm	0.21	3.31	1 1/4" => 40 mm	0.09	1.89	5.00	\$ 100.00
27NTRS179050MM	3" x 3" x 1 1/2"	1	-	-	3" => 90 mm	0.21	3.31	1 1/2" => 50 mm	0.12	2.36	5.00	\$ 100.00
27NTRS179063MM	3" x 3" x 2"	18	1.528	0.1568	3" => 90 mm	0.21	3.31	2" => 63 mm	0.15	2.76	5.00	\$ 100.00
27NTRS179075MM	3" x 3" x 2 1/2"	1	-	-	3" => 90 mm	0.21	3.54	2 1/2" => 75 mm	0.18	2.95	5.85	\$ 100.00
27NTRS1711050MM	3 1/2" x 3 1/2" x 1 1/2"	12	2.475	0.2356	3 1/2" => 110 mm	0.26	3.43	1 1/2" => 50 mm	0.12	2.76	6.10	\$ 115.00
27NTRS1711063MM	3 1/2" x 3 1/2" x 2"	12	2.567	0.2356	3 1/2" => 110 mm	0.26	3.43	2" => 63 mm	0.15	3.43	6.10	\$ 115.00
27NTRS1711075MM	3 1/2" x 3 1/2" x 2 1/2"	1	-	-	3 1/2" => 110 mm	0.26	3.43	2 1/2" => 75 mm	0.18	3.07	6.10	\$ 115.00
27NTRS1711090MM	3 1/2" x 3 1/2" x 3"	8	2.888	0.3532	3 1/2" => 110 mm	0.26	3.43	3" => 90 mm	0.21	3.54	6.10	\$ 115.00
27NTRS1712550MM	4" x 4" x 1 1/2"	12	4.033	0.6357	4" => 125 mm	0.29	3.74	1 1/2" => 50 mm	0.12	2.13	7.28	\$ 135.00
27NTRS1712563MM	4" x 4" x 2"	20	3.740	0.3814	4" => 125 mm	0.29	3.74	2" => 63 mm	0.15	2.76	7.28	\$ 135.00
27NTRS1712575MM	4" x 4" x 2 1/2"	13	3.892	0.5869	4" => 125 mm	0.29	3.74	2 1/2" => 75 mm	0.18	2.95	7.28	\$ 135.00
27NTRS1712590MM	4" x 4" x 3"	15	4.033	0.5085	4" => 125 mm	0.29	3.74	3" => 90 mm	0.21	3.54	7.28	\$ 135.00
27NTRS17125110MM	4" x 4" x 3 1/2"	5	4.400	0.5650	4" => 125 mm	0.29	3.74	3 1/2" => 110 mm	0.26	3.43	7.28	\$ 135.00
27NTRS1716063MM	6" x 6" x 2"	12	6.233	0.6357	6" => 160 mm	0.37	4.06	2" => 63 mm	0.15	2.76	7.48	\$ 189.00
27NTRS1716075MM	6" x 6" x 2 1/2"	10	6.160	0.7628	6" => 160 mm	0.37	4.06	2 1/2" => 75 mm	0.18	2.95	7.48	\$ 194.00
27NTRS1716090MM	6" x 6" x 3"	12	6.417	0.6357	6" => 160 mm	0.37	4.06	3" => 90 mm	0.21	3.54	7.48	\$ 194.00
27NTRS17160110MM	6" x 6" x 3 1/2"	12	6.600	0.6357	6" => 160 mm	0.37	4.06	3 1/2" => 110 mm	0.26	3.43	7.48	\$ 212.00
27NTRS17160125MM	6" x 6" x 4"	10	6.930	0.7628	6" => 160 mm	0.37	4.06	4" => 125 mm	0.29	3.74	7.48	\$ 221.00
27NTRS1720063MM	8" x 8" x 2"	1	-	-	8" => 200 mm	0.47	4.61	2" => 63 mm	0.15	2.76	9.06	\$ 230.00
27NTRS1720075MM	8" x 8" x 2 1/2"	1	-	-	8" => 200 mm	0.47	4.61	2 1/2" => 75 mm	0.18	2.95	9.06	\$ 230.00
27NTRS1720090MM	8" x 8" x 3"	6	13.383	1.2713	8" => 200 mm	0.47	4.61	3" => 90 mm	0.21	3.54	9.06	\$ 230.00
27NTRS17200110MM	8" x 8" x 3 1/2"	6	13.567	1.2713	8" => 200 mm	0.47	4.61	3 1/2" => 110 mm	0.26	3.43	9.06	\$ 248.00
27NTRS17200125MM	8" x 8" x 4"	15	13.127	1.2431	8" => 200 mm	0.47	4.61	4" => 125 mm	0.29	3.74	9.06	\$ 256.00
27NTRS17200160MM	8" x 8" x 6"	28	11.825	0.6417	8" => 200 mm	0.47	4.61	6" => 160 mm	0.37	4.06	9.06	\$ 270.00
27NTRS1725090MM	10" x 10" x 3"	22	17.350	1.4486	10" => 250 mm	0.58	5.28	3" => 90 mm	0.21	3.54	10.04	\$ 300.00
27NTRS17250110MM	10" x 10" x 3 1/2"	10	18.480	1.8646	10" => 250 mm	0.58	5.28	3 1/2" => 110 mm	0.26	4.57	10.04	\$ 320.00
27NTRS17250160MM	10" x 10" x 6"	10	18.700	1.7968	10" => 250 mm	0.58	5.28	6" => 160 mm	0.37	4.13	10.04	\$ 360.00
27NTRS17250200MM	10" x 10" x 8"	18	18.578	1.7703	10" => 250 mm	0.58	5.28	8" => 200 mm	0.47	4.57	10.04	\$ 360.00

Depending on stock availability, the fitting can be supplied molded (monolithic version) or composed (molded tee + reducing spigot).

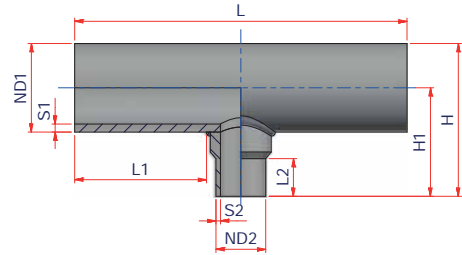
The company reserves the right to provide a monolithic or composed fitting depending on internal needs.

Measures on request.

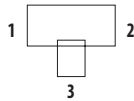


REDUCING TEE LONG SPIGOT SDR 7.3

Material: PP-RCT
Range: 6" x 6" x 2" ÷ 12" x 12" x 10"
Notes: For butt fusion
or electrofusion welding

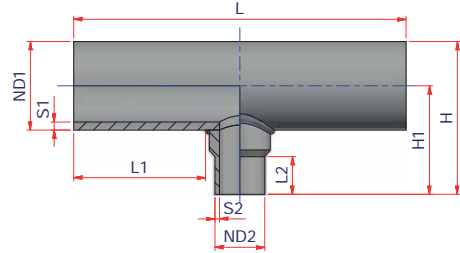


Code	Size (1x2x3)	Carton Qty	Weight lb/p.	ND1	ND2	S1	S2	L1	L2	L	H1	H	Price Each
27NTR7316063M160	6" x 6" x 2"	1	-	6" => 160 mm	2" => 63 mm	0.87	0.34	4.58	2.76	13.01	7.44	10.59	\$ 469.00
27NTR7316075M160	6" x 6" x 2 1/2"	1	-	6" => 160 mm	2 1/2" => 75 mm	0.87	0.40	4.58	2.83	13.71	7.44	10.59	\$ 406.00
27NTR7316090M160	6" x 6" x 3"	1	-	6" => 160 mm	3" => 90 mm	0.87	0.48	4.58	3.07	14.18	7.44	10.59	\$ 438.00
27NTR73160110M160	6" x 6" x 3 1/2"	1	-	6" => 160 mm	3 1/2" => 110 mm	0.87	0.59	4.58	3.07	15.35	7.56	10.71	\$ 500.00
27NTR73160125M160	6" x 6" x 4"	1	-	6" => 160 mm	4" => 125 mm	0.87	0.67	4.58	3.94	16.05	8.46	11.61	\$ 531.00
27NTR7320063M200	8" x 8" x 2"	1	-	8" => 200 mm	2" => 63 mm	1.08	0.34	5.48	2.76	14.81	8.23	12.17	\$ 438.00
27NTR7320075M200	8" x 8" x 2 1/2"	1	-	8" => 200 mm	2 1/2" => 75 mm	1.08	0.40	5.48	2.83	15.51	8.23	12.17	\$ 475.00
27NTR7320090M200	8" x 8" x 3"	1	-	8" => 200 mm	3" => 90 mm	1.08	0.48	5.48	3.07	15.98	8.23	12.17	\$ 513.00
27NTR73200110M200	8" x 8" x 3 1/2"	1	-	8" => 200 mm	3 1/2" => 110 mm	1.08	0.59	5.48	3.07	17.15	8.35	12.28	\$ 550.00
27NTR73200125M200	8" x 8" x 4"	1	-	8" => 200 mm	4" => 125 mm	1.08	0.67	5.48	3.94	17.85	9.25	13.19	\$ 588.00
27NTR73200160M200	8" x 8" x 6"	1	-	8" => 200 mm	6" => 160 mm	1.08	0.87	5.48	3.94	19.84	9.25	13.19	\$ 625.00
27NTR7325063M250	10" x 10" x 2"	1	-	10" => 250 mm	2" => 63 mm	1.35	0.34	6.26	2.76	16.37	9.21	14.13	\$ 688.00
27NTR7325075M250	10" x 10" x 2 1/2"	1	-	10" => 250 mm	2 1/2" => 75 mm	1.35	0.40	6.26	2.83	17.07	9.21	14.13	\$ 750.00
27NTR7325090M250	10" x 10" x 3"	1	-	10" => 250 mm	3" => 90 mm	1.35	0.48	6.26	3.07	17.54	9.21	14.13	\$ 813.00
27NTR73250110M250	10" x 10" x 3 1/2"	1	-	10" => 250 mm	3 1/2" => 110 mm	1.35	0.59	6.26	3.07	18.71	9.33	14.25	\$ 875.00
27NTR73250125M250	10" x 10" x 4"	1	-	10" => 250 mm	4" => 125 mm	1.35	0.67	6.26	3.94	19.41	10.24	15.16	\$ 938.00
27NTR73250160M250	10" x 10" x 6"	1	-	10" => 250 mm	6" => 160 mm	1.35	0.87	6.26	3.94	21.40	10.24	15.16	\$ 1,000.00
27NTR73250200M250	10" x 10" x 8"	1	-	10" => 250 mm	8" => 200 mm	1.35	1.08	6.26	6.30	22.26	13.39	18.31	\$ 1,063.00
27NTR7331563M315	12" x 12" x 2"	1	-	12" => 315 mm	2" => 63 mm	1.70	0.34	7.50	2.76	18.85	10.49	16.69	\$ 750.00
27NTR7331575M315	12" x 12" x 2 1/2"	1	-	12" => 315 mm	2 1/2" => 75 mm	1.70	0.40	7.50	2.83	19.55	10.49	16.69	\$ 813.00
27NTR7331590M315	12" x 12" x 3"	1	-	12" => 315 mm	3" => 90 mm	1.70	0.48	7.50	3.07	20.02	10.49	16.69	\$ 875.00
27NTR73315110M315	12" x 12" x 3 1/2"	1	-	12" => 315 mm	3 1/2" => 110 mm	1.70	0.59	7.50	3.07	21.19	10.61	16.81	\$ 1,000.00
27NTR73315125M315	12" x 12" x 4"	1	-	12" => 315 mm	4" => 125 mm	1.70	0.67	7.50	3.94	21.89	11.52	17.72	\$ 1,250.00
27NTR73315160M315	12" x 12" x 6"	1	-	12" => 315 mm	6" => 160 mm	1.70	0.87	7.50	3.94	23.88	11.52	17.72	\$ 1,500.00
27NTR73315200M315	12" x 12" x 8"	1	-	12" => 315 mm	8" => 200 mm	1.70	1.08	7.50	6.30	24.74	14.67	20.87	\$ 1,750.00
27NTR73315250M315	12" x 12" x 10"	1	-	12" => 315 mm	10" => 250 mm	1.70	1.35	7.50	7.09	26.87	16.04	22.24	\$ 2,000.00



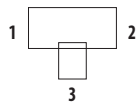
REDUCING TEE LONG SPIGOT SDR 9

Material: PP-RCT
Range: 6" x 6" x 2" ÷ 14" x 14" x 10"
Notes: For butt fusion
or electrofusion welding



Code	Size (1x2x3)	Carton Qty	Weight lb/p.	ND1	ND2	S1	S2	L1	L2	L	H1	H	Price Each
27NTR916063M160	6" x 6" x 2"	1		6" => 160 mm	2" => 63 mm	0.70	0.28	4.58	2.76	13.01	7.44	10.59	\$ 469.00
27NTR916075M160	6" x 6" x 2 1/2"	1		6" => 160 mm	2 1/2" => 75 mm	0.70	0.33	4.58	2.83	13.71	7.44	10.59	\$ 406.00
27NTR916090M160	6" x 6" x 3"	1		6" => 160 mm	3" => 90 mm	0.70	0.39	4.58	3.07	14.18	7.44	10.59	\$ 438.00
27NTR9160110M160	6" x 6" x 3 1/2"	1		6" => 160 mm	3 1/2" => 110 mm	0.70	0.48	4.58	3.07	15.35	7.56	10.71	\$ 500.00
27NTR9160125M160	6" x 6" x 4"	1		6" => 160 mm	4" => 125 mm	0.70	0.55	4.58	3.94	16.05	8.46	11.61	\$ 531.00
27NTR920063M200	8" x 8" x 2"	1		8" => 200 mm	2" => 63 mm	0.87	0.28	5.48	2.76	14.81	8.23	12.17	\$ 438.00
27NTR920075M200	8" x 8" x 2 1/2"	1		8" => 200 mm	2 1/2" => 75 mm	0.87	0.33	5.48	2.83	15.51	8.23	12.17	\$ 475.00
27NTR920090M200	8" x 8" x 3"	1		8" => 200 mm	3" => 90 mm	0.87	0.39	5.48	3.07	15.98	8.23	12.17	\$ 513.00
27NTR9200110M200	8" x 8" x 3 1/2"	1		8" => 200 mm	3 1/2" => 110 mm	0.87	0.48	5.48	3.07	17.15	8.35	12.28	\$ 550.00
27NTR9200125M200	8" x 8" x 4"	1		8" => 200 mm	4" => 125 mm	0.87	0.55	5.48	3.94	17.85	9.25	13.19	\$ 588.00
27NTR9200160M200	8" x 8" x 6"	1		8" => 200 mm	6" => 160 mm	0.87	0.70	5.48	3.94	19.84	9.25	13.19	\$ 625.00
27NTR925063M250	10" x 10" x 2"	1		10" => 250 mm	2" => 63 mm	1.09	2.76	6.26	2.76	16.37	9.21	14.13	\$ 688.00
27NTR925075M250	10" x 10" x 2 1/2"	1		10" => 250 mm	2 1/2" => 75 mm	1.09	2.83	6.26	2.83	17.07	9.21	14.13	\$ 750.00
27NTR925090M250	10" x 10" x 3"	1		10" => 250 mm	3" => 90 mm	1.09	3.07	6.26	3.07	17.54	9.21	14.13	\$ 813.00
27NTR9250110M250	10" x 10" x 3 1/2"	1		10" => 250 mm	3 1/2" => 110 mm	1.09	3.07	6.26	3.07	18.71	9.33	14.25	\$ 875.00
27NTR9250125M250	10" x 10" x 4"	1		10" => 250 mm	4" => 125 mm	1.09	3.94	6.26	3.94	19.41	10.24	15.16	\$ 938.00
27NTR9250160M250	10" x 10" x 6"	1		10" => 250 mm	6" => 160 mm	1.09	3.94	6.26	3.94	21.40	10.24	15.16	\$ 1,000.00
27NTR9250200M250	10" x 10" x 8"	1		10" => 250 mm	8" => 200 mm	1.09	0.87	6.26	6.30	22.26	13.39	18.31	\$ 1,063.00
27NTR931563M315	12" x 12" x 2"	1		12" => 315 mm	2" => 63 mm	1.38	2.76	7.50	2.76	18.85	10.49	16.69	\$ 750.00
27NTR931575M315	12" x 12" x 2 1/2"	1		12" => 315 mm	2 1/2" => 75 mm	1.38	2.83	7.50	2.83	19.55	10.49	16.69	\$ 813.00
27NTR931590M315	12" x 12" x 3"	1		12" => 315 mm	3" => 90 mm	1.38	3.07	7.50	3.07	20.02	10.49	16.69	\$ 875.00
27NTR9315110M315	12" x 12" x 3 1/2"	1		12" => 315 mm	3 1/2" => 110 mm	1.38	3.07	7.50	3.07	21.19	10.61	16.81	\$ 1,000.00
27NTR9315125M315	12" x 12" x 4"	1		12" => 315 mm	4" => 125 mm	1.38	3.94	7.50	3.94	21.89	11.52	17.72	\$ 1,250.00
27NTR9315160M315	12" x 12" x 6"	1		12" => 315 mm	6" => 160 mm	1.38	3.94	7.50	3.94	23.88	11.52	17.72	\$ 1,500.00
27NTR9315200M315	12" x 12" x 8"	1		12" => 315 mm	8" => 200 mm	1.38	0.87	7.50	6.30	24.74	14.67	20.87	\$ 1,750.00
27NTR9315250M315	12" x 12" x 10"	1		12" => 315 mm	10" => 250 mm	1.38	1.09	7.50	7.09	26.87	16.04	22.24	\$ 2,000.00

follow ...

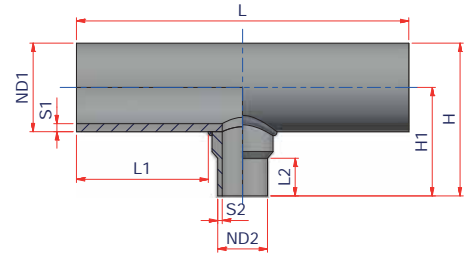


REDUCING TEE LONG SPIGOT SDR 9

Material: PP-RCT

Range: 6" x 6" x 2" ÷ 14" x 14" x 10"

Notes: For butt fusion or electrofusion welding

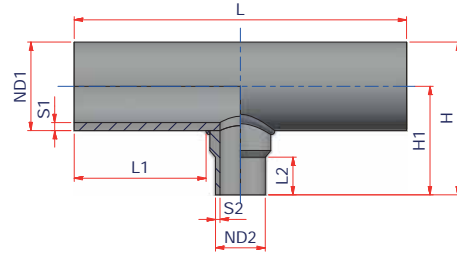


Code	Size (1x2x3)	Carton Qty	Weight lb/p.	ND1	ND2	S1	S2	L1	L2	L	H1	H	Price Each
27NTR935563M355	14" x 14" x 2"	1		14" => 355 mm	2" => 63 mm	1.55	2.76	7.82	2.76	19.49	11.28	18.27	\$ 875.00
27NTR935575M355	14" x 14" x 2 1/2"	1		14" => 355 mm	2 1/2" => 75 mm	1.55	2.83	7.82	2.83	20.19	11.28	18.27	\$ 1,063.00
27NTR935590M355	14" x 14" x 3"	1		14" => 355 mm	3" => 90 mm	1.55	3.07	7.82	3.07	20.66	11.28	18.27	\$ 1,188.00
27NTR9355110M355	14" x 14" x 3 1/2"	1		14" => 355 mm	3 1/2" => 110 mm	1.55	3.07	7.82	3.07	21.83	11.40	18.39	\$ 1,375.00
27NTR9355125M355	14" x 14" x 4"	1		14" => 355 mm	4" => 125 mm	1.55	3.94	7.82	3.94	22.53	12.30	19.29	\$ 1,500.00
27NTR9355160M355	14" x 14" x 6"	1		14" => 355 mm	6" => 160 mm	1.55	3.94	7.82	3.94	24.52	12.30	19.29	\$ 1,625.00
27NTR9355200M355	14" x 14" x 8"	1		14" => 355 mm	8" => 200 mm	1.55	0.87	7.82	6.30	25.38	15.45	22.44	\$ 3,125.00
27NTR9355250M355	14" x 14" x 10"	1		14" => 355 mm	10" => 250 mm	1.55	1.09	7.82	7.09	27.51	16.83	23.82	\$ 3,625.00



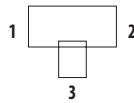
REDUCING TEE LONG SPIGOT SDR11

Material: PP-RCT
Range: 6" x 6" x 2" ÷ 20" x 20" x 18"
Notes: For butt fusion
or electrofusion welding



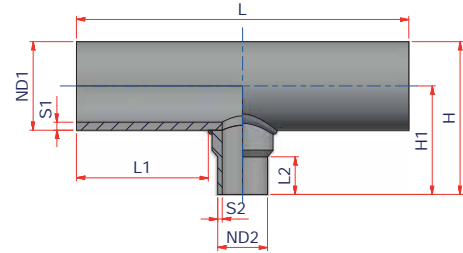
Code	Size (1x2x3)	Carton Qty	Weight lb/p.	ND1	ND2	S1	S2	L1	L2	L	H1	H	Price Each
27NTR1116063M160	6" x 6" x 2"	1	6.05	6" => 160 mm	2" => 63 mm	0.58	0.23	4.58	2.76	13.01	7.44	10.59	\$ 300.00
27NTR1116075M160	6" x 6" x 2 1/2"	1	6.16	6" => 160 mm	2 1/2" => 75 mm	0.58	0.27	4.58	2.83	13.71	7.44	10.59	\$ 325.00
27NTR1116090M160	6" x 6" x 3"	1	6.60	6" => 160 mm	3" => 90 mm	0.58	0.32	4.58	3.07	14.18	7.44	10.59	\$ 350.00
27NTR11160110M160	6" x 6" x 3 1/2"	1	7.04	6" => 160 mm	3 1/2" => 110 mm	0.58	0.39	4.58	3.07	15.35	7.56	10.71	\$ 400.00
27NTR11160125M160	6" x 6" x 4"	1	7.48	6" => 160 mm	4" => 125 mm	0.58	0.45	4.58	3.94	16.05	8.46	11.61	\$ 425.00
27NTR1120063M200	8" x 8" x 2"	1	8.36	8" => 200 mm	2" => 63 mm	0.72	0.23	5.48	2.76	14.81	8.23	12.17	\$ 350.00
27NTR1120075M200	8" x 8" x 2 1/2"	1	8.80	8" => 200 mm	2 1/2" => 75 mm	0.72	0.27	5.48	2.83	15.51	8.23	12.17	\$ 380.00
27NTR1120090M200	8" x 8" x 3"	1	9.24	8" => 200 mm	3" => 90 mm	0.72	0.32	5.48	3.07	15.98	8.23	12.17	\$ 410.00
27NTR11200110M200	8" x 8" x 3 1/2"	1	9.68	8" => 200 mm	3 1/2" => 110 mm	0.72	0.39	5.48	3.07	17.15	8.35	12.28	\$ 440.00
27NTR11200125M200	8" x 8" x 4"	1	10.12	8" => 200 mm	4" => 125 mm	0.72	0.45	5.48	3.94	17.85	9.25	13.19	\$ 470.00
27NTR11200160M200	8" x 8" x 6"	1	11.00	8" => 200 mm	6" => 160 mm	0.72	0.58	5.48	3.94	19.84	9.25	13.19	\$ 500.00
27NTR1125063M250	10" x 10" x 2"	1	11.44	10" => 250 mm	2" => 63 mm	0.89	0.23	6.26	2.76	16.37	9.21	14.13	\$ 550.00
27NTR1125075M250	10" x 10" x 2 1/2"	1	11.88	10" => 250 mm	2 1/2" => 75 mm	0.89	0.27	6.26	2.83	17.07	9.21	14.13	\$ 600.00
27NTR1125090M250	10" x 10" x 3"	1	12.32	10" => 250 mm	3" => 90 mm	0.89	0.32	6.26	3.07	17.54	9.21	14.13	\$ 650.00
27NTR11250110M250	10" x 10" x 3 1/2"	1	12.76	10" => 250 mm	3 1/2" => 110 mm	0.89	0.39	6.26	3.07	18.71	9.33	14.25	\$ 700.00
27NTR11250125M250	10" x 10" x 4"	1	13.20	10" => 250 mm	4" => 125 mm	0.89	0.45	6.26	3.94	19.41	10.24	15.16	\$ 750.00
27NTR11250160M250	10" x 10" x 6"	1	13.64	10" => 250 mm	6" => 160 mm	0.89	0.58	6.26	3.94	21.40	10.24	15.16	\$ 800.00
27NTR11250200M250	10" x 10" x 8"	1	-	10" => 250 mm	8" => 200 mm	0.89	0.72	6.26	6.30	22.26	13.39	18.31	\$ 850.00
27NTR1131563M315	12" x 12" x 2"	1	15.40	12" => 315 mm	2" => 63 mm	1.13	0.23	7.50	2.76	18.85	10.49	16.69	\$ 600.00
27NTR1131575M315	12" x 12" x 2 1/2"	1	15.84	12" => 315 mm	2 1/2" => 75 mm	1.13	0.27	7.50	2.83	19.55	10.49	16.69	\$ 650.00
27NTR1131590M315	12" x 12" x 3"	1	16.28	12" => 315 mm	3" => 90 mm	1.13	0.32	7.50	3.07	20.02	10.49	16.69	\$ 700.00
27NTR11315110M315	12" x 12" x 3 1/2"	1	16.72	12" => 315 mm	3 1/2" => 110 mm	1.13	0.39	7.50	3.07	21.19	10.61	16.81	\$ 800.00
27NTR11315125M315	12" x 12" x 4"	1	17.16	12" => 315 mm	4" => 125 mm	1.13	0.45	7.50	3.94	21.89	11.52	17.72	\$ 1,000.00
27NTR11315160M315	12" x 12" x 6"	1	17.60	12" => 315 mm	6" => 160 mm	1.13	0.58	7.50	3.94	23.88	11.52	17.72	\$ 1,200.00
27NTR11315200M315	12" x 12" x 8"	1	-	12" => 315 mm	8" => 200 mm	1.13	0.72	7.50	6.30	24.74	14.67	20.87	\$ 1,400.00
27NTR11315250M315	12" x 12" x 10"	1	-	12" => 315 mm	10" => 250 mm	1.13	0.89	7.50	7.09	26.87	16.04	22.24	\$ 1,600.00

follow ...



REDUCING TEE LONG SPIGOT SDR 11

Material: PP-RCT
Range: 6" x 6" x 2" ÷ 20" x 20" x 18"
Notes: For butt fusion or electrofusion welding



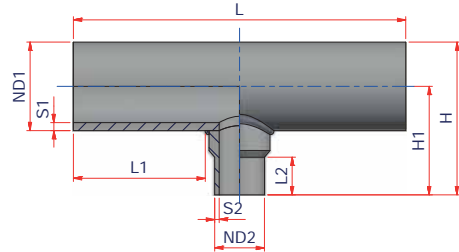
Code	Size (1x2x3)	Carton Qty	Weight lb/p.	ND1	ND2	S1	S2	L1	L2	L	H1	H	Price Each
27NTR1135563M355	14" x 14" x 2"	1	18.04	14" => 355 mm	2" => 63 mm	1.27	0.23	7.82	2.76	19.49	16.37	18.27	\$ 700.00
27NTR1135575M355	14" x 14" x 2 1/2"	1	19.80	14" => 355 mm	2 1/2" => 75 mm	1.27	0.27	7.82	2.83	20.19	17.07	18.27	\$ 850.00
27NTR1135590M355	14" x 14" x 3"	1	20.35	14" => 355 mm	3" => 90 mm	1.27	0.32	7.82	3.07	20.66	17.54	18.27	\$ 950.00
27NTR11355110M355	14" x 14" x 3 1/2"	1	20.90	14" => 355 mm	3 1/2" => 110 mm	1.27	0.39	7.82	3.07	21.83	18.71	18.39	\$ 1,100.00
27NTR11355125M355	14" x 14" x 4"	1	21.45	14" => 355 mm	4" => 125 mm	1.27	0.45	7.82	3.94	22.53	19.41	19.29	\$ 1,200.00
27NTR11355160M355	14" x 14" x 6"	1	22.00	14" => 355 mm	6" => 160 mm	1.27	0.58	7.82	3.94	24.52	21.40	19.29	\$ 1,300.00
27NTR11355200M355	14" x 14" x 8"	1	-	14" => 355 mm	8" => 200 mm	1.27	0.72	7.82	6.30	25.38	22.26	22.44	\$ 2,500.00
27NTR11355250M355	14" x 14" x 10"	1	-	14" => 355 mm	10" => 250 mm	1.27	0.90	7.82	7.09	27.51	24.39	23.82	\$ 2,900.00
27NTR1140063M400	16" x 16" x 2"	1	-	16" => 400 mm	2" => 63 mm	1.43	0.23	9.45	2.76	30.36	22.75	20.04	\$ 700.00
27NTR1140075M400	16" x 16" x 2 1/2"	1	-	16" => 400 mm	2 1/2" => 75 mm	1.43	0.27	9.45	2.83	19.67	23.45	20.04	\$ 950.00
27NTR1140090M400	16" x 16" x 3"	1	-	16" => 400 mm	3" => 90 mm	1.43	0.32	9.45	3.07	20.14	23.92	20.04	\$ 1,200.00
27NTR11400110M400	16" x 16" x 3 1/2"	1	-	16" => 400 mm	3 1/2" => 110 mm	1.43	0.39	9.45	3.07	21.31	25.09	20.16	\$ 1,800.00
27NTR11400125M400	16" x 16" x 4"	1	-	16" => 400 mm	4" => 125 mm	1.43	0.45	9.45	3.94	22.01	25.79	21.06	\$ 2,000.00
27NTR11400160M400	16" x 16" x 6"	1	-	16" => 400 mm	6" => 160 mm	1.43	0.58	9.45	3.94	24.00	27.78	21.06	\$ 2,200.00
27NTR11400200M400	16" x 16" x 8"	1	-	16" => 400 mm	8" => 200 mm	1.43	0.72	9.45	6.30	24.86	28.64	24.21	\$ 3,000.00
27NTR11400250M400	16" x 16" x 10"	1	-	16" => 400 mm	10" => 250 mm	1.43	0.89	9.45	7.09	26.99	30.77	25.59	\$ 3,200.00
27NTR11400315M400	16" x 16" x 12"	1	-	16" => 400 mm	12" => 315 mm	1.43	1.13	9.45	7.09	29.84	33.62	24.61	\$ 3,700.00
27NTR11400355M400	16" x 16" x 14"	1	-	16" => 400 mm	14" => 355 mm	1.43	1.27	9.45	7.09	31.30	35.08	24.41	\$ 4,300.00
27NTR1145063M450	18" x 18" x 2"	1	-	18" => 450 mm	2" => 63 mm	1.61	0.23	9.98	2.76	23.81	13.15	22.01	\$ 800.00
27NTR1145075M450	18" x 18" x 2 1/2"	1	-	18" => 450 mm	2 1/2" => 75 mm	1.61	0.27	9.98	2.83	24.51	13.15	22.01	\$ 1,050.00
27NTR1145090M450	18" x 18" x 3"	1	-	18" => 450 mm	3" => 90 mm	1.61	0.32	9.98	3.07	24.98	13.15	22.01	\$ 1,350.00
27NTR11450110M450	18" x 18" x 3 1/2"	1	-	18" => 450 mm	3 1/2" => 110 mm	1.61	0.39	9.98	3.07	26.15	13.27	22.13	\$ 2,000.00
27NTR11450125M450	18" x 18" x 4"	1	-	18" => 450 mm	4" => 125 mm	1.61	0.45	9.98	3.94	26.85	14.17	23.03	\$ 2,200.00
27NTR11450160M450	18" x 18" x 6"	1	-	18" => 450 mm	6" => 160 mm	1.61	0.58	9.98	3.94	28.84	14.17	23.03	\$ 2,450.00
27NTR11450200M450	18" x 18" x 8"	1	-	18" => 450 mm	8" => 200 mm	1.61	0.72	9.98	6.30	29.70	17.32	26.18	\$ 3,400.00
27NTR11450250M450	18" x 18" x 10"	1	-	18" => 450 mm	10" => 250 mm	1.61	0.89	9.98	7.09	31.83	18.70	27.56	\$ 3,600.00
27NTR11450315M450	18" x 18" x 12"	1	-	18" => 450 mm	12" => 315 mm	1.61	1.13	9.98	7.09	34.68	17.72	26.57	\$ 3,800.00

follow ...

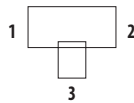


REDUCING TEE LONG SPIGOT SDR11

Material: PP-RCT
Range: 6" x 6" x 2" ÷ 20" x 20" x 18"
Notes: For butt fusion or electrofusion welding

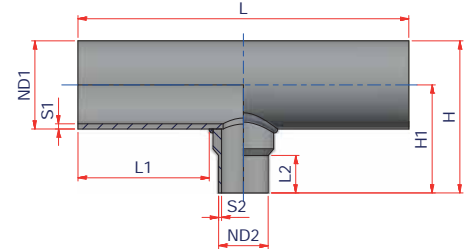


Code	Size (1x2x3)	Carton Qty	Weight lb/p.	ND1	ND2	S1	S2	L1	L2	L	H1	H	Price Each
27NTR11450355M450	18" x 18" x 14"	1	-	18" => 450 mm	14" => 355 mm	1.61	1.27	9.98	7.09	36.14	17.52	26.38	\$ 4,500.00
27NTR11450400M450	18" x 18" x 16"	1	-	18" => 450 mm	16" => 400 mm	1.61	1.43	9.98	8.27	38.15	19.49	28.35	\$ 7,500.00
27NTR1150063M500	20" x 20" x 2"	1	-	20" => 500 mm	2" => 63 mm	1.79	0.23	10.78	2.76	25.41	14.72	25.16	\$ 1,250.00
27NTR1150075M500	20" x 20" x 2 1/2"	1	-	20" => 500 mm	2 1/2" => 75 mm	1.79	0.27	10.78	2.83	26.11	14.72	25.16	\$ 1,350.00
27NTR1150090M500	20" x 20" x 3"	1	-	20" => 500 mm	3" => 90 mm	1.79	0.32	10.78	3.07	26.58	14.72	25.16	\$ 1,600.00
27NTR11500110M500	20" x 20" x 3 1/2"	1	-	20" => 500 mm	3 1/2" => 110 mm	1.79	0.39	10.78	3.07	27.75	14.84	25.28	\$ 2,200.00
27NTR11500125M500	20" x 20" x 4"	1	-	20" => 500 mm	4" => 125 mm	1.79	0.45	10.78	3.94	28.45	15.75	26.18	\$ 2,400.00
27NTR11500160M500	20" x 20" x 6"	1	-	20" => 500 mm	6" => 160 mm	1.79	0.58	10.78	3.94	30.44	15.75	26.18	\$ 3,000.00
27NTR11500200M500	20" x 20" x 8"	1	-	20" => 500 mm	8" => 200 mm	1.17	0.72	10.78	6.30	31.30	18.90	29.33	\$ 8,500.00
27NTR11500250M500	20" x 20" x 10"	1	-	20" => 500 mm	10" => 250 mm	1.17	0.89	10.78	7.09	33.43	20.28	30.71	\$ 9,200.00
27NTR11500315M500	20" x 20" x 12"	1	-	20" => 500 mm	12" => 315 mm	1.17	1.13	10.78	7.09	36.28	19.29	29.72	\$ 9,700.00
27NTR11500355M500	20" x 20" x 14"	1	-	20" => 500 mm	14" => 355 mm	1.17	1.27	10.78	7.09	37.74	19.09	29.53	\$ 13,700.00
27NTR11500400M500	20" x 20" x 16"	1	-	20" => 500 mm	16" => 400 mm	1.17	1.43	10.78	8.27	39.75	21.06	31.50	\$ 13,800.00
27NTR11500450M500	20" x 20" x 18"	1	-	20" => 500 mm	18" => 450 mm	1.17	1.61	10.78	8.86	41.91	21.85	32.28	\$ 14,000.00



REDUCING TEE LONG SPIGOT SDR 17

Material: PP-RCT
Range: 6" x 6" x 2" ÷ 24" x 24" x 22"
Notes: For butt fusion or electrofusion welding



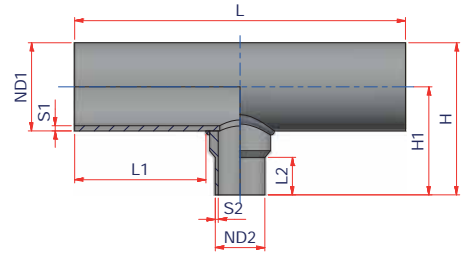
Code	Size (1x2x3)	Carton Qty	Weight lb/p.	ND1	ND2	S1	S2	L1	L2	L	H1	H	Price Each
27NTR1716063M160	6" x 6" x 2"	1	-	6" => 160 mm	2" => 63 mm	0.37	0.15	4.58	2.76	13.01	7.44	10.59	\$ 200.00
27NTR1716075M160	6" x 6" x 2 1/2"	1	-	6" => 160 mm	2 1/2" => 75 mm	0.37	0.18	4.58	2.83	13.71	7.44	10.59	\$ 225.00
27NTR1716090M160	6" x 6" x 3"	1	-	6" => 160 mm	3" => 90 mm	0.37	0.21	4.58	3.07	14.18	7.44	10.59	\$ 250.00
27NTR17160110M160	6" x 6" x 3 1/2"	1	-	6" => 160 mm	3 1/2" => 110 mm	0.37	0.26	4.58	3.07	15.35	7.56	10.71	\$ 250.00
27NTR17160125M160	6" x 6" x 4"	1	-	6" => 160 mm	4" => 125 mm	0.37	0.29	4.58	3.94	16.05	8.46	11.61	\$ 325.00
27NTR1720063M200	8" x 8" x 2"	1	-	8" => 200 mm	2" => 63 mm	0.47	0.15	5.48	2.76	14.81	8.23	12.17	\$ 350.00
27NTR1720075M200	8" x 8" x 2 1/2"	1	-	8" => 200 mm	2 1/2" => 75 mm	0.47	0.18	5.48	2.83	15.51	8.23	12.17	\$ 380.00
27NTR1720090M200	8" x 8" x 3"	1	-	8" => 200 mm	3" => 90 mm	0.47	0.21	5.48	3.07	15.98	8.23	12.17	\$ 410.00
27NTR17200110M200	8" x 8" x 3 1/2"	1	-	8" => 200 mm	3 1/2" => 110 mm	0.47	0.26	5.48	3.07	17.15	8.35	12.28	\$ 440.00
27NTR17200125M200	8" x 8" x 4"	1	-	8" => 200 mm	4" => 125 mm	0.47	0.29	5.48	3.94	17.85	9.25	13.19	\$ 470.00
27NTR17200160M200	8" x 8" x 6"	1	-	8" => 200 mm	6" => 160 mm	0.47	0.37	5.48	3.94	19.84	9.25	13.19	\$ 500.00
27NTR1725063M250	10" x 10" x 2"	1	-	10" => 250 mm	2" => 63 mm	0.58	0.15	6.26	2.76	16.37	9.21	14.13	\$ 550.00
27NTR1725075M250	10" x 10" x 2 1/2"	1	-	10" => 250 mm	2 1/2" => 75 mm	0.58	0.18	6.26	2.83	17.07	9.21	14.13	\$ 600.00
27NTR1725090M250	10" x 10" x 3"	1	-	10" => 250 mm	3" => 90 mm	0.58	0.21	6.26	3.07	17.54	9.21	14.13	\$ 650.00
27NTR17250110M250	10" x 10" x 3 1/2"	1	-	10" => 250 mm	3 1/2" => 110 mm	0.58	0.26	6.26	3.07	18.71	9.33	14.25	\$ 700.00
27NTR17250125M250	10" x 10" x 4"	1	-	10" => 250 mm	4" => 125 mm	0.58	0.29	6.26	3.94	19.41	10.24	15.16	\$ 750.00
27NTR17250160M250	10" x 10" x 6"	1	-	10" => 250 mm	6" => 160 mm	0.58	0.37	6.26	3.94	21.40	10.24	15.16	\$ 700.00
27NTR17250200M250	10" x 10" x 8"	1	-	10" => 250 mm	8" => 200 mm	0.58	0.47	6.26	6.30	22.26	13.39	18.31	\$ 750.00
27NTR1731563M315	12" x 12" x 2"	1	-	12" => 315 mm	2" => 63 mm	0.74	0.15	7.50	2.76	18.85	10.49	16.69	\$ 600.00
27NTR1731575M315	12" x 12" x 2 1/2"	1	-	12" => 315 mm	2 1/2" => 75 mm	0.74	0.18	7.50	2.83	19.55	10.49	16.69	\$ 650.00
27NTR1731590M315	12" x 12" x 3"	1	-	12" => 315 mm	3" => 90 mm	0.74	0.21	7.50	3.07	20.02	10.49	16.69	\$ 700.00
27NTR17315110M315	12" x 12" x 3 1/2"	1	-	12" => 315 mm	3 1/2" => 110 mm	0.74	0.26	7.50	3.07	21.19	10.61	16.81	\$ 800.00
27NTR17315125M315	12" x 12" x 4"	1	-	12" => 315 mm	4" => 125 mm	0.74	0.29	7.50	3.94	21.89	11.52	17.72	\$ 1,000.00
27NTR17315160M315	12" x 12" x 6"	1	-	12" => 315 mm	6" => 160 mm	0.74	0.37	7.50	3.94	23.88	11.52	17.72	\$ 1,100.00
27NTR17315200M315	12" x 12" x 8"	1	-	12" => 315 mm	8" => 200 mm	0.74	0.47	7.50	6.30	24.74	14.67	20.87	\$ 1,200.00
27NTR17315250M315	12" x 12" x 10"	1	-	12" => 315 mm	10" => 250 mm	0.74	0.58	7.50	7.09	26.87	16.04	22.24	\$ 1,400.00

follow ...



REDUCING TEE LONG SPIGOT SDR 17

Material: PP-RCT
Range: 6" x 6" x 2" ÷ 24" x 24" x 22"
Notes: For butt fusion or electrofusion welding



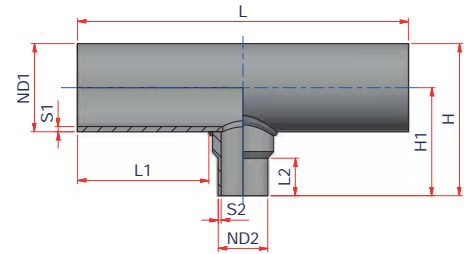
Code	Size (1x2x3)	Carton Qty	Weight lb/p.	ND1	ND2	S1	S2	L1	L2	L	H1	H	Price Each
27NTR1735563M355	14" x 14" x 2"	1	-	14" => 355 mm	2" => 63 mm	0.83	0.15	7.82	2.76	19.49	11.28	18.27	\$ 700.00
27NTR1735575M355	14" x 14" x 2 1/2"	1	-	14" => 355 mm	2 1/2" => 75 mm	0.83	0.18	7.82	2.83	20.19	11.28	18.27	\$ 850.00
27NTR1735590M355	14" x 14" x 3"	1	-	14" => 355 mm	3" => 90 mm	0.83	0.21	7.82	3.07	20.66	11.28	18.27	\$ 950.00
27NTR17355110M355	14" x 14" x 3 1/2"	1	-	14" => 355 mm	3 1/2" => 110 mm	0.83	0.26	7.82	3.07	21.83	11.40	18.39	\$ 1,100.00
27NTR17355125M355	14" x 14" x 4"	1	-	14" => 355 mm	4" => 125 mm	0.83	0.29	7.82	3.94	22.53	12.30	19.29	\$ 1,200.00
27NTR17355160M355	14" x 14" x 6"	1	-	14" => 355 mm	6" => 160 mm	0.83	0.37	7.82	3.94	24.52	12.30	19.29	\$ 1,300.00
27NTR17355200M355	14" x 14" x 8"	1	-	14" => 355 mm	8" => 200 mm	0.83	0.47	7.82	6.30	25.38	15.45	22.44	\$ 1,400.00
27NTR17355250M355	14" x 14" x 10"	1	-	14" => 355 mm	10" => 250 mm	0.83	0.58	7.82	7.09	27.51	16.83	23.82	\$ 1,500.00
27NTR1740063M400	16" x 16" x 2"	1	-	16" => 400 mm	2" => 63 mm	0.93	0.15	9.45	2.76	30.36	12.17	20.04	\$ 700.00
27NTR1740075M400	16" x 16" x 2 1/2"	1	-	16" => 400 mm	2 1/2" => 75 mm	0.93	0.18	9.45	2.83	23.45	12.17	20.04	\$ 950.00
27NTR1740090M400	16" x 16" x 3"	1	-	16" => 400 mm	3" => 90 mm	0.93	0.21	9.45	3.07	23.92	12.17	20.04	\$ 1,200.00
27NTR17400110M400	16" x 16" x 3 1/2"	1	-	16" => 400 mm	3 1/2" => 110 mm	0.93	0.26	9.45	3.07	25.09	12.28	20.16	\$ 1,800.00
27NTR17400125M400	16" x 16" x 4"	1	-	16" => 400 mm	4" => 125 mm	0.93	0.29	9.45	3.94	25.79	13.19	21.06	\$ 2,000.00
27NTR17400160M400	16" x 16" x 6"	1	-	16" => 400 mm	6" => 160 mm	0.93	0.37	9.45	3.94	27.78	13.19	21.06	\$ 2,200.00
27NTR17400200M400	16" x 16" x 8"	1	-	16" => 400 mm	8" => 200 mm	0.93	0.47	9.45	6.30	28.64	16.34	24.21	\$ 2,400.00
27NTR17400250M400	16" x 16" x 10"	1	-	16" => 400 mm	10" => 250 mm	0.93	0.58	9.45	7.09	30.77	17.72	25.59	\$ 2,500.00
27NTR17400315M400	16" x 16" x 12"	1	-	16" => 400 mm	12" => 315 mm	0.93	0.74	9.45	7.09	33.62	16.73	24.61	\$ 2,600.00
27NTR17400355M400	16" x 16" x 14"	1	-	16" => 400 mm	14" => 355 mm	0.93	0.82	9.45	7.09	35.08	16.54	24.41	\$ 3,100.00
27NTR1745063M450	18" x 18" x 2"	1	-	18" => 450 mm	2" => 63 mm	1.05	0.15	9.98	2.76	23.81	13.15	22.01	\$ 800.00
27NTR1745075M450	18" x 18" x 2 1/2"	1	-	18" => 450 mm	2 1/2" => 75 mm	1.05	0.18	9.98	2.83	24.51	13.15	22.01	\$ 1,050.00
27NTR1745090M450	18" x 18" x 3"	1	-	18" => 450 mm	3" => 90 mm	1.05	0.21	9.98	3.07	24.98	13.15	22.01	\$ 1,350.00
27NTR17450110M450	18" x 18" x 3 1/2"	1	-	18" => 450 mm	3 1/2" => 110 mm	1.05	0.26	9.98	3.07	26.15	13.27	22.13	\$ 2,000.00
27NTR17450125M450	18" x 18" x 4"	1	-	18" => 450 mm	4" => 125 mm	1.05	0.29	9.98	3.94	26.85	14.17	23.03	\$ 2,200.00
27NTR17450160M450	18" x 18" x 6"	1	-	18" => 450 mm	6" => 160 mm	1.05	0.37	9.98	3.94	28.84	14.17	23.03	\$ 2,450.00
27NTR17450200M450	18" x 18" x 8"	1	-	18" => 450 mm	8" => 200 mm	1.05	0.47	9.98	6.30	29.70	17.32	26.18	\$ 3,000.00
27NTR17450250M450	18" x 18" x 10"	1	-	18" => 450 mm	10" => 250 mm	1.05	0.58	9.98	7.09	31.83	18.70	27.56	\$ 3,500.00
27NTR17450315M450	18" x 18" x 12"	1	-	18" => 450 mm	12" => 315 mm	1.05	0.74	9.98	7.09	34.68	17.72	26.57	\$ 4,000.00
27NTR17450355M450	18" x 18" x 14"	1	-	18" => 450 mm	12" => 355 mm	1.05	0.83	9.98	7.09	36.14	17.52	26.38	\$ 4,500.00
27NTR17450400M450	18" x 18" x 16"	1	-	18" => 450 mm	16" => 400 mm	1.05	0.93	9.98	8.27	38.15	19.49	28.35	\$ 5,000.00

follow ..



REDUCING TEE LONG SPIGOT SDR 17

Material: PP-RCT
Range: 6" x 6" x 2" ÷ 24" x 24" x 22"
Notes: For butt fusion
or electrofusion welding



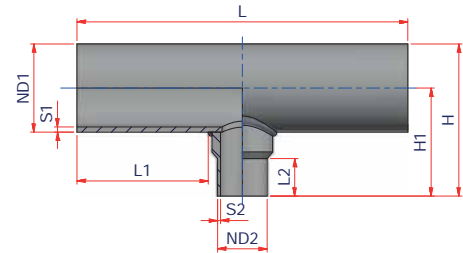
Code	Size (1x2x3)	Carton Qty	ND1	ND2	S1	S2	L1	L2	L	H1	H	Price Each
27NTR1750063M500	20" x 20" x 2"	1	20" => 500 mm	2" => 63 mm	1.17	0.15	10.78	2.76	25.41	14.72	25.16	\$ 1,250.00
27NTR1750075M500	20" x 20" x 2 1/2"	1	20" => 500 mm	2 1/2" => 75 mm	1.17	0.18	10.78	2.83	26.11	14.72	25.16	\$ 1,350.00
27NTR1750090M500	20" x 20" x 3"	1	20" => 500 mm	3" => 90 mm	1.17	0.21	10.78	3.07	26.58	14.72	25.16	\$ 1,600.00
27NTR17500110M500	20" x 20" x 3 1/2"	1	20" => 500 mm	3 1/2" => 110 mm	1.17	0.26	10.78	3.07	27.75	14.84	25.28	\$ 2,200.00
27NTR17500125M500	20" x 20" x 4"	1	20" => 500 mm	4" => 125 mm	1.17	0.29	10.78	3.94	28.45	15.75	26.18	\$ 2,400.00
27NTR17500160M500	20" x 20" x 6"	1	20" => 500 mm	6" => 160 mm	1.17	0.37	10.78	3.94	30.44	15.75	26.18	\$ 3,000.00
27NTR17500200M500	20" x 20" x 8"	1	20" => 500 mm	8" => 200 mm	1.17	0.47	10.78	6.30	31.30	18.90	29.33	\$ 3,400.00
27NTR17500250M500	20" x 20" x 10"	1	20" => 500 mm	10" => 250 mm	1.17	0.58	10.78	7.09	33.43	20.28	30.71	\$ 3,800.00
27NTR17500315M500	20" x 20" x 12"	1	20" => 500 mm	12" => 315 mm	1.17	0.74	10.78	7.09	36.28	19.29	29.72	\$ 4,200.00
27NTR17500355M500	20" x 20" x 14"	1	20" => 500 mm	14" => 355 mm	1.17	0.83	10.78	7.09	37.74	19.09	29.53	\$ 4,800.00
27NTR17500400M500	20" x 20" x 16"	1	20" => 500 mm	16" => 400 mm	1.17	0.93	10.78	8.27	39.75	21.06	31.50	\$ 5,200.00
27NTR17500450M500	20" x 20" x 18"	1	20" => 500 mm	18" => 450 mm	1.17	1.05	10.78	8.86	41.91	21.85	32.28	\$ 5,200.00
27NTR1756063M560	22" x 22" x 2"	1	22" => 560 mm	2" => 63 mm	1.31	0.15	8.62	2.76	25.41	15.31	26.34	\$ 1,350.00
27NTR1756075M560	22" x 22" x 2 1/2"	1	22" => 560 mm	2 1/2" => 75 mm	1.31	0.18	8.62	2.83	26.11	15.31	26.34	\$ 1,450.00
27NTR1756090M560	22" x 22" x 3"	1	22" => 560 mm	3" => 90 mm	1.31	0.21	8.62	3.07	26.58	15.31	26.34	\$ 1,700.00
27NTR17560110M560	22" x 22" x 3 1/2"	1	22" => 560 mm	3 1/2" => 110 mm	1.31	0.26	8.62	3.07	27.75	15.43	26.46	\$ 2,350.00
27NTR17560125M560	22" x 22" x 4"	1	22" => 560 mm	4" => 125 mm	1.31	0.29	8.62	3.94	28.45	16.34	27.36	\$ 2,550.00
27NTR17560160M560	22" x 22" x 6"	1	22" => 560 mm	6" => 160 mm	1.31	0.37	8.62	3.94	30.44	16.34	27.36	\$ 3,200.00
27NTR17560200M560	22" x 22" x 8"	1	22" => 560 mm	8" => 200 mm	1.31	0.47	8.62	6.30	31.30	19.49	30.51	\$ 5,000.00
27NTR17560250M560	22" x 22" x 10"	1	22" => 560 mm	10" => 250 mm	1.31	0.58	8.62	7.09	33.43	20.87	31.89	\$ 5,400.00
27NTR17560315M560	22" x 22" x 12"	1	22" => 560 mm	12" => 315 mm	1.31	0.74	8.62	7.09	36.28	19.88	30.91	\$ 5,800.00
27NTR17560355M560	22" x 22" x 14"	1	22" => 560 mm	14" => 355 mm	1.31	0.83	8.62	7.09	37.74	19.69	30.71	\$ 6,000.00
27NTR17560400M560	22" x 22" x 16"	1	22" => 560 mm	16" => 400 mm	1.31	0.93	8.62	8.27	39.75	21.65	32.68	\$ 6,125.00
27NTR1763063M630	24" x 24" x 2"	1	24" => 630 mm	2" => 63 mm	1.47	0.15	11.69	2.76	27.23	16.69	29.09	\$ 3,600.00
27NTR1763075M630	24" x 24" x 2 1/2"	1	24" => 630 mm	2 1/2" => 75 mm	1.47	0.18	11.69	2.83	27.93	16.69	29.09	\$ 3,800.00
27NTR1763090M630	24" x 24" x 3"	1	24" => 630 mm	3" => 90 mm	1.47	0.21	11.69	3.07	28.40	16.69	29.09	\$ 4,000.00
27NTR17630110M630	24" x 24" x 3 1/2"	1	24" => 630 mm	3 1/2" => 110 mm	1.47	0.26	11.69	3.07	29.57	16.81	29.21	\$ 4,200.00
27NTR17630125M630	24" x 24" x 4"	1	24" => 630 mm	4" => 125 mm	1.47	0.29	11.69	3.94	30.27	17.72	30.12	\$ 4,600.00
27NTR17630160M630	24" x 24" x 6"	1	24" => 630 mm	6" => 160 mm	1.47	0.37	11.69	3.94	32.26	17.72	30.12	\$ 4,800.00

follow ..



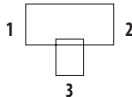
REDUCING TEE LONG SPIGOT SDR 17

Material: PP-RCT
 Range: 6" x 6" x 2" ÷ 24" x 24" x 22"
 Notes: For butt fusion
 or electrofusion welding



Code	Size (1x2x3)	Carton Qty	ND1	ND2	S1	S2	L1	L2	L	H1	H	Price Each
27NTR17630200M630	24" x 24" x 8"	1	24" => 630 mm	8" => 200 mm	1.47	0.47	11.69	6.30	33.12	20.87	33.27	\$ 5,400.00
27NTR17630250M630	24" x 24" x 10"	1	24" => 630 mm	10" => 250 mm	1.47	0.58	11.69	7.09	35.25	22.24	34.65	\$ 6,000.00
27NTR17630315M630	24" x 24" x 12"	1	24" => 630 mm	12" => 315 mm	1.47	0.74	11.69	7.09	38.10	21.26	33.66	\$ 6,600.00
27NTR17630355M630	24" x 24" x 14"	1	24" => 630 mm	14" => 355 mm	1.47	0.83	11.69	7.09	39.56	21.06	33.46	\$ 8,000.00
27NTR17630400M630	24" x 24" x 16"	1	24" => 630 mm	16" => 400 mm	1.47	0.93	11.69	8.27	41.57	23.03	35.43	\$ 8,600.00
27NTR17630450M630	24" x 24" x 18"	1	24" => 630 mm	18" => 450 mm	1.47	1.05	11.69	8.86	43.73	23.82	36.22	\$ 9,000.00
27NTR17630500M630	24" x 24" x 20"	1	24" => 630 mm	20" => 500 mm	1.47	1.17	11.69	9.45	45.90	24.41	36.81	\$ 9,400.00
27NTR17630560M630	24" x 24" x 22"	1	24" => 630 mm	22" => 560 mm	1.47	1.31	11.69	9.45	48.50	24.41	36.81	\$ 9,800.00



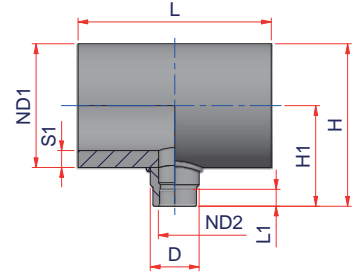


INSTABRANCHE REDUCING TEE LONG SPIGOT SDR 11

Material: PP-RCT

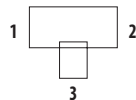
Range: 3" x 3" x 1 1/4" ÷ 14" x 14" x 3"

Notes: For butt fusion or electrofusion welding on main with socket fusion on branch



Code	Size (1x2x3)	Carton Qty	Weight lb/p.	ND1	ND2	S1	D	L1	L	H1	H	Price Each
27NTR119040F90	3" x 3" x 1 1/4"	1	2.750	3" => 90 mm	1 1/4" => 40 mm	0.32	2.28	0.83	10.63	2.87	4.65	\$ 85.50
27NTR119050F90	3" x 3" x 1 1/2"	1	2.860	3" => 90 mm	1 1/2" => 50 mm	0.32	2.83	0.98	11.42	3.19	4.96	\$ 86.50
27NTR1111040F110	3 1/2" x 3 1/2" x 1 1/4"	1	3.300	3 1/2" => 110 mm	1 1/4" => 40 mm	0.39	2.28	0.83	9.45	3.27	5.43	\$ 122.50
27NTR1111050F110	3 1/2" x 3 1/2" x 1 1/2"	1	3.520	3 1/2" => 110 mm	1 1/2" => 50 mm	0.39	2.83	0.98	9.84	3.39	5.75	\$ 125.00
27NTR1111063F110	3 1/2" x 3 1/2" x 2"	1	3.740	3 1/2" => 110 mm	2" => 63 mm	0.39	3.54	1.14	10.63	3.74	5.91	\$ 133.50
27NTR1112540F125	4" x 4" x 1 1/4"	1	3.960	4" => 125 mm	1 1/4" => 40 mm	0.45	2.48	0.87	9.76	3.44	5.91	\$ 150.00
27NTR1112550F125	4" x 4" x 1 1/2"	1	5.500	4" => 125 mm	1 1/2" => 50 mm	0.45	2.83	0.98	10.24	3.88	6.34	\$ 152.50
27NTR1112563F125	4" x 4" x 2"	1	5.720	4" => 125 mm	2" => 63 mm	0.45	3.54	1.14	10.82	3.84	6.30	\$ 155.00
27NTR1112575F125	4" x 4" x 2 1/2"	1	5.940	4" => 125 mm	2 1/2" => 75 mm	0.45	4.33	1.30	11.61	3.96	6.42	\$ 155.00
27NTR1112590F125	4" x 4" x 3"	1	6.000	4" => 125 mm	3" => 90 mm	0.89	4.88	1.46	14.13	7.87	12.80	\$ 185.00
27NTR1116050F160	6" x 6" x 1 1/2"	1	7.040	6" => 160 mm	1 1/2" => 50 mm	0.58	2.76	0.98	10.24	4.37	7.52	\$ 185.00
27NTR1116063F160	6" x 6" x 2"	1	7.480	6" => 160 mm	2" => 63 mm	0.58	3.54	1.14	12.60	4.72	7.87	\$ 190.00
27NTR1116075F160	6" x 6" x 2 1/2"	1	7.920	6" => 160 mm	2 1/2" => 75 mm	0.58	3.94	1.26	12.20	5.51	8.86	\$ 190.00
27NTR1116090F160	6" x 6" x 3"	1	8.360	6" => 160 mm	3" => 90 mm	0.58	4.92	1.46	14.17	6.10	9.25	\$ 215.00
27NTR1120040F200	8" x 8" x 1 1/4"	1	8.800	8" => 200 mm	1 1/4" => 40 mm	0.72	2.48	0.87	10.35	4.84	8.78	\$ 240.00
27NTR1120050F200	8" x 8" x 1 1/2"	1	9.240	8" => 200 mm	1 1/2" => 50 mm	0.72	2.76	0.98	10.63	5.16	9.09	\$ 245.00
27NTR1120063F200	8" x 8" x 2"	1	9.680	8" => 200 mm	2" => 63 mm	0.72	3.54	1.14	11.41	5.31	9.25	\$ 250.00
27NTR1120075F200	8" x 8" x 2 1/2"	1	10.120	8" => 200 mm	2 1/2" => 75 mm	0.72	4.33	1.30	12.2	5.91	9.84	\$ 255.00
27NTR1120090F200	8" x 8" x 3"	1	10.560	8" => 200 mm	3" => 90 mm	0.72	4.88	1.46	12.75	6.89	10.83	\$ 255.00
27NTR1125040F250	10" x 10" x 1 1/4"	1	11.000	10" => 250 mm	1 1/4" => 40 mm	0.89	2.48	0.87	11.73	5.83	10.75	\$ 300.00
27NTR1125050F250	10" x 10" x 1 1/2"	1	11.440	10" => 250 mm	1 1/2" => 50 mm	0.89	2.76	0.98	12.01	6.14	11.06	\$ 305.00
27NTR1125063F250	10" x 10" x 2"	1	11.880	10" => 250 mm	2" => 63 mm	0.89	3.54	1.14	12.79	6.30	11.22	\$ 310.00
27NTR1125075F250	10" x 10" x 2 1/2"	1	12.320	10" => 250 mm	2 1/2" => 75 mm	0.89	4.33	1.30	13.58	6.42	11.34	\$ 315.00
27NTR1125090F250	10" x 10" x 3"	1	12.760	10" => 250 mm	3" => 90 mm	0.89	4.88	1.46	14.13	7.87	12.80	\$ 315.00
27NTR1131540F315	12" x 12" x 1 1/4"	1	13.200	12" => 315 mm	1 1/4" => 40 mm	1.13	2.48	0.87	12.52	7.11	13.39	\$ 405.00
27NTR1131550F315	12" x 12" x 1 1/2"	1	13.640	12" => 315 mm	1 1/2" => 50 mm	1.13	2.76	0.98	12.80	7.42	13.62	\$ 410.00
27NTR1131563F315	12" x 12" x 2"	1	14.080	12" => 315 mm	2" => 63 mm	1.13	3.54	1.14	13.58	7.58	13.78	\$ 415.00
27NTR1131575F315	12" x 12" x 2 1/2"	1	14.520	12" => 315 mm	2 1/2" => 75 mm	1.13	4.33	1.30	14.37	7.70	13.90	\$ 420.00

follow ...

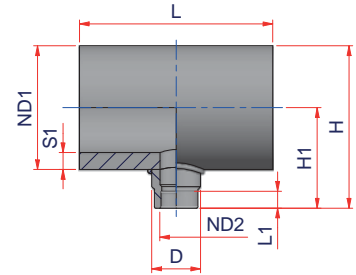


INSTABRANCHE REDUCING TEE LONG SPIGOT SDR 11

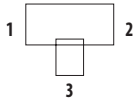
Material: PP-RCT

Range: 3" x 3" x 1 1/4" ÷ 14" x 14" x 3"

Notes: For butt fusion or electrofusion welding on main with socket fusion on branch



Code	Size (1x2x3)	Carton Qty	Weight lb/p.	ND1	ND2	S1	D	L1	L	H1	H	Price Each
27NTR1131590F315	12" x 12" x 3"	1	14.960	12" = > 315 mm	3" = > 90 mm	1.13	4.88	1.46	14.92	9.15	15.35	\$ 420.00
27NTR1135540F355	14" x 14" x 1 1/4"	1	15.400	14" = > 355 mm	1 1/4" = > 40 mm	1.27	2.48	0.87	13.31	7.89	14.88	\$ 555.00
27NTR1135550F355	14" x 14" x 1 1/2"	1	15.840	14" = > 355 mm	1 1/2" = > 50 mm	1.27	2.76	0.98	13.59	8.21	15.20	\$ 560.00
27NTR1135563F355	14" x 14" x 2"	1	16.280	14" = > 355 mm	2" = > 63 mm	1.27	3.54	1.14	14.37	8.37	15.35	\$ 565.00
27NTR1135575F355	14" x 14" x 2 1/2"	1	16.720	14" = > 355 mm	2 1/2" = > 75 mm	1.27	4.33	1.30	15.16	8.48	15.47	\$ 575.00
27NTR1135590F355	14" x 14" x 3"	1	17.160	14" = > 355 mm	3" = > 90 mm	1.27	4.88	1.46	15.71	9.94	16.93	\$ 595.00

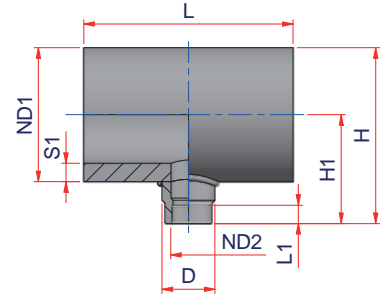


INSTABRANCHE REDUCING TEE LONG SPIGOT SDR 17

Material: PP-RCT

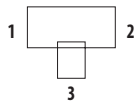
Range: 3" x 3" x 1 1/4" ÷ 14" x 14" x 3"

Notes: For butt fusion or electrofusion welding on main with socket fusion on branch



Code	Size (1x2x3)	Carton Qty	Weight lb/p.	ND1	ND2	S1	D	L1	L	H1	H	Price Each
27NTR179040F90	3" x 3" x 1 1/4"	1	2.750	3" => 90 mm	1 1/4" => 40 mm	0.32	2.28	0.83	10.63	2.87	4.65	\$ 85.50
27NTR179050F90	3" x 3" x 1 1/2"	1	2.860	3" => 90 mm	1 1/2" => 50 mm	0.32	2.83	0.98	11.42	3.19	4.96	\$ 86.50
27NTR1711040F110	3 1/2" x 3 1/2" x 1 1/4"	1	3.300	3 1/2" => 110 mm	1 1/4" => 40 mm	0.39	2.28	0.83	9.45	3.27	5.43	\$ 122.50
27NTR1711050F110	3 1/2" x 3 1/2" x 1 1/2"	1	3.520	3 1/2" => 110 mm	1 1/2" => 50 mm	0.39	2.83	0.98	9.84	3.39	5.75	\$ 125.00
27NTR1711063F110	3 1/2" x 3 1/2" x 2"	1	3.740	3 1/2" => 110 mm	2" => 63 mm	0.39	3.54	1.14	10.63	3.74	5.91	\$ 133.50
27NTR1712540F125	4" x 4" x 1 1/4"	1	3.960	4" => 125 mm	1 1/4" => 40 mm	0.45	2.48	0.87	9.76	3.44	5.91	\$ 150.00
27NTR1712550F125	4" x 4" x 1 1/2"	1	5.500	4" => 125 mm	1 1/2" => 50 mm	0.45	2.83	0.98	10.24	3.88	6.34	\$ 152.50
27NTR1712563F125	4" x 4" x 2"	1	5.720	4" => 125 mm	2" => 63 mm	0.45	3.54	1.14	10.82	3.84	6.30	\$ 155.00
27NTR1712575F125	4" x 4" x 2 1/2"	1	5.940	4" => 125 mm	2 1/2" => 75 mm	0.45	4.33	1.30	11.61	3.96	6.42	\$ 155.00
27NTR1712590F125	4" x 4" x 3"	1	6.000	4" => 125 mm	3" => 90 mm	-	-	-	-	-	-	\$ 185.00
27NTR1716050F160	6" x 6" x 1 1/2"	1	7.040	6" => 160 mm	1 1/2" => 50 mm	0.58	2.76	0.98	10.24	4.37	7.52	\$ 185.00
27NTR1716063F160	6" x 6" x 2"	1	7.480	6" => 160 mm	2" => 63 mm	0.58	3.54	1.14	12.60	4.72	7.87	\$ 190.00
27NTR1716075F160	6" x 6" x 2 1/2"	1	7.920	6" => 160 mm	2 1/2" => 75 mm	0.58	3.94	1.26	12.20	5.51	8.86	\$ 190.00
27NTR1716090F160	6" x 6" x 3"	1	8.360	6" => 160 mm	3" => 90 mm	0.58	4.92	1.46	14.17	6.10	9.25	\$ 215.00
27NTR1720040F200	8" x 8" x 1 1/4"	1	8.800	8" => 200 mm	1 1/4" => 40 mm	0.72	2.48	0.87	10.35	4.84	8.78	\$ 240.00
27NTR1720050F200	8" x 8" x 1 1/2"	1	9.240	8" => 200 mm	1 1/2" => 50 mm	0.72	2.76	0.98	10.63	5.16	9.09	\$ 245.00
27NTR1720063F200	8" x 8" x 2"	1	9.680	8" => 200 mm	2" => 63 mm	0.72	3.54	1.14	11.41	5.31	9.25	\$ 250.00
27NTR1720075F200	8" x 8" x 2 1/2"	1	10.120	8" => 200 mm	2 1/2" => 75 mm	0.72	4.33	1.30	12.2	5.91	9.84	\$ 255.00
27NTR1720090F200	8" x 8" x 3"	1	10.560	8" => 200 mm	3" => 90 mm	0.72	4.88	1.46	12.75	6.89	10.83	\$ 255.00
27NTR1725040F250	10" x 10" x 1 1/4"	1	11.000	10" => 250 mm	1 1/4" => 40 mm	0.89	2.48	0.87	11.73	5.83	10.75	\$ 300.00
27NTR1725050F250	10" x 10" x 1 1/2"	1	11.440	10" => 250 mm	1 1/2" => 50 mm	0.89	2.76	0.98	12.01	6.14	11.06	\$ 305.00
27NTR1725063F250	10" x 10" x 2"	1	11.880	10" => 250 mm	2" => 63 mm	0.89	3.54	1.14	12.79	6.30	11.22	\$ 310.00
27NTR1725075F250	10" x 10" x 2 1/2"	1	12.320	10" => 250 mm	2 1/2" => 75 mm	0.89	4.33	1.30	13.58	6.42	11.34	\$ 315.00
27NTR1725090F250	10" x 10" x 3"	1	12.760	10" => 250 mm	3" => 90 mm	0.89	4.88	1.46	14.13	7.87	12.80	\$ 315.00
27NTR1731540F315	12" x 12" x 1 1/4"	1	13.200	12" => 315 mm	1 1/4" => 40 mm	1.13	2.48	0.87	12.52	7.11	13.39	\$ 405.00
27NTR1731550F315	12" x 12" x 1 1/2"	1	13.640	12" => 315 mm	1 1/2" => 50 mm	1.13	2.76	0.98	12.80	7.42	13.62	\$ 410.00
27NTR1731563F315	12" x 12" x 2"	1	14.080	12" => 315 mm	2" => 63 mm	1.13	3.54	1.14	13.58	7.58	13.78	\$ 415.00
27NTR1731575F315	12" x 12" x 2 1/2"	1	14.520	12" => 315 mm	2 1/2" => 75 mm	1.13	4.33	1.30	14.37	7.70	13.90	\$ 420.00

follow ...

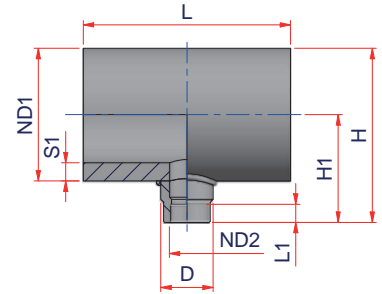


INSTABRANCHE REDUCING TEE LONG SPIGOT SDR 17

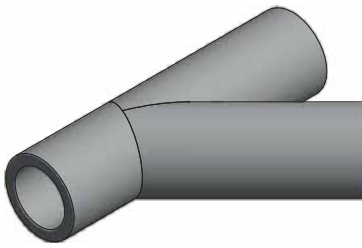
Material: PP-RCT

Range: 3" x 3" x 1 1/4" ÷ 14" x 14" x 3"

Notes: For butt fusion or electrofusion welding on main with socket fusion on branch

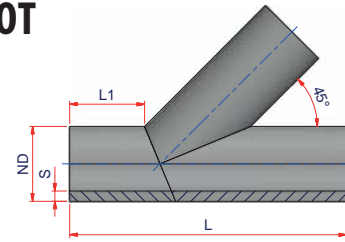


Code	Size (1x2x3)	Carton Qty	Weight lb/p.	ND1	ND2	S1	D	L1	L	H1	H	Price Each
27NTR1731590F315	12" x 12" x 3"	1	14.960	12" => 315 mm	3" => 90 mm	1.13	4.88	1.46	14.92	9.15	15.35	\$ 420.00
27NTR1735540F355	14" x 14" x 1 1/4"	1	15.400	14" => 355 mm	1 1/4" => 40 mm	1.27	2.48	0.87	13.31	7.89	14.88	\$ 555.00
27NTR1735550F355	14" x 14" x 1 1/2"	1	15.840	14" => 355 mm	1 1/2" => 50 mm	1.27	2.76	0.98	13.59	8.21	15.20	\$ 560.00
27NTR1735563F355	14" x 14" x 2"	1	16.280	14" => 355 mm	2" => 63 mm	1.27	3.54	1.14	14.37	8.37	15.35	\$ 565.00
27NTR1735575F355	14" x 14" x 2 1/2"	1	16.720	14" => 355 mm	2 1/2" => 75 mm	1.27	4.33	1.30	15.16	8.48	15.47	\$ 575.00
27NTR1735590F355	14" x 14" x 3"	1	17.160	14" => 355 mm	3" => 90 mm	1.27	4.88	1.46	15.71	9.94	16.93	\$ 595.00

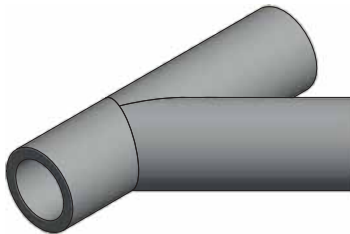


45° LATERAL WYE - LONG SPIGOT SDR 7.3

Material: PP-RCT
 Range: 3" ÷ 12"
 Notes: Segmented fitting
 Derating factor 0.50
 For butt fusion or electrofusion welding

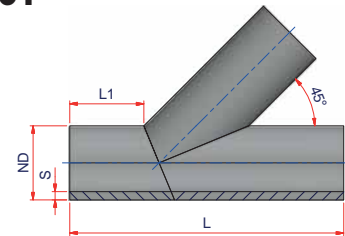


Code	Size	Carton Qty	Weight lb/p.	Volume ft ³ /p.	ND	S	L1	L	Price Each
27NWYE7390	3"	1	-	-	3"=> 90 mm	0.49	5.91	19.69	\$ 152.00
27NWYE73110	3½"	1	-	-	3½"=> 110 mm	0.59	5.91	19.69	\$ 231.00
27NWYE73125	4"	1	-	-	4"=> 125 mm	0.67	5.91	21.46	\$ 300.00
27NWYE73160	6"	1	-	-	6"=> 160 mm	0.86	5.91	25.28	\$ 355.00
27NWYE73200	8"	1	-	-	8"=> 200 mm	1.08	5.91	29.88	\$ 545.00
27NWYE73250	10"	1	-	-	10"=> 250 mm	1.35	9.84	35.63	\$ 1,028.00
27NWYE73315	12"	1	-	-	12"=> 315 mm	1.70	11.81	42.91	\$ 2,970.00

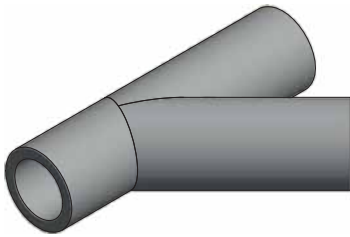


45° LATERAL WYE - LONG SPIGOT SDR 9

Material: PP-RCT
 Range: 3" ÷ 14"
 Notes: Notes: Segmented fitting
 Derating factor 0.50
 For butt fusion or electrofusion welding



Code	Size	Carton Qty	Weight lb/p.	Volume ft ³ /p.	ND1	S	L1	L	Price Each
27NWYE990	3"	1	-	-	3"=> 90 mm	0.39	5.91	19.69	\$ 145.00
27NWYE9110	3½"	1	-	-	3½"=> 110 mm	0.48	5.91	19.69	\$ 225.00
27NWYE9125	4"	1	-	-	4"=> 125 mm	0.55	5.91	21.46	\$ 295.00
27NWYE9160	6"	1	-	-	6"=> 160 mm	0.70	5.91	25.28	\$ 340.00
27NWYE9200	8"	1	-	-	8"=> 200 mm	0.87	5.91	29.88	\$ 495.00
27NWYE9250	10"	1	-	-	10"=> 250 mm	1.09	9.84	35.63	\$ 935.00
27NWYE9315	12"	1	-	-	12"=> 315 mm	1.38	11.81	42.91	\$ 2,700.00
27NWYE9355	14"	1	-	-	14"=> 355 mm	1.55	11.81	45.47	\$ 3,000.00



45° LATERAL WYE - LONG SPIGOT SDR 11

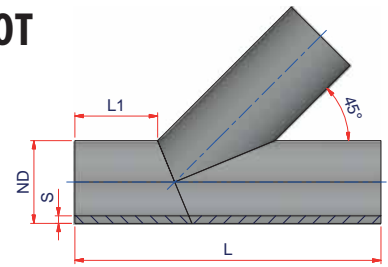
Material: PP-RCT

Range: 3" ÷ 16"

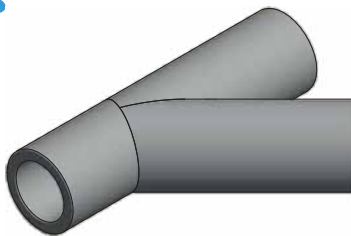
Notes: Segmented fitting

Derating factor 0.50

For butt fusion or electrofusion welding



Code	Size	Carton Qty	Weight lb/p.	Volume ft ³ /p.	ND1	S	L1	L	Price Each
27NWYE1190	3"	1	-	-	3" => 90 mm	0.32	5.91	19.69	\$ 102.00
27NWYE11110	3½"	1	-	-	3½" => 110 mm	0.39	5.91	19.69	\$ 162.00
27NWYE11125	4"	1	-	-	4" => 125 mm	0.45	5.91	21.46	\$ 210.00
27NWYE11160	6"	1	-	-	6" => 160 mm	0.58	5.91	25.28	\$ 224.00
27NWYE11200	8"	1	-	-	8" => 200 mm	0.72	5.91	29.88	\$ 330.00
27NWYE11250	10"	1	-	-	10" => 250 mm	0.89	9.84	35.63	\$ 623.00
27NWYE11315	12"	1	-	-	12" => 315 mm	1.13	11.81	42.91	\$ 1,800.00
27NWYE11355	14"	1	-	-	14" => 355 mm	1.27	11.81	45.47	\$ 2,000.00
27NWYE11400	16"	1	-	-	16" => 400 mm	1.43	11.81	49.21	\$ 2,850.00



45° LATERAL WYE - LONG SPIGOT SDR 17

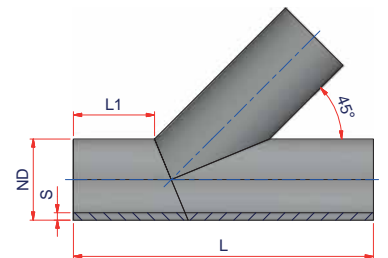
Material: PP-RCT

Range: 3" ÷ 20"


Notes: Segmented fitting

Derating factor 0.50

For butt fusion or electrofusion welding

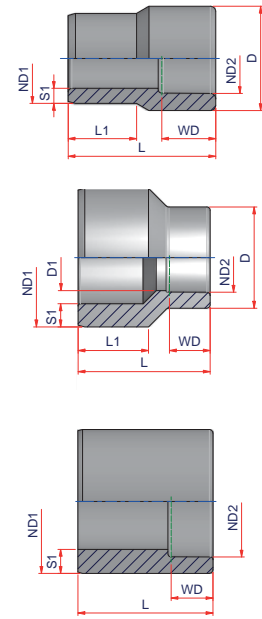


Code	Size)	Carton Qty	Weight lb/p.	Volume ft ³ /p.	ND1	S	L1	L	Price Each
27NWYE1790	3"	1	-	-	3" => 90 mm	0.21	5.91	19.69	\$ 90.00
27NWYE17110	3½"	1	-	-	3½" => 110 mm	0.26	5.91	19.69	\$ 151.00
27NWYE17125	4"	1	-	-	4" => 125 mm	0.29	5.91	21.46	\$ 170.00
27NWYE17160	6"	1	-	-	6" => 160 mm	0.37	5.91	25.28	\$ 187.00
27NWYE17200	8"	1	-	-	8" => 200 mm	0.47	5.91	29.88	\$ 313.00
27NWYE17250	10"	1	-	-	10" => 250 mm	0.58	9.84	35.63	\$ 489.00
27NWYE17315	12"	1	-	-	12" => 315 mm	0.74	11.81	42.91	\$ 1,200.00
27NWYE17355	14"	1	-	-	14" => 355 mm	0.83	11.81	45.47	\$ 1,400.00
27NWYE17400	16"	1	-	-	16" => 400 mm	0.93	11.81	49.21	\$ 1,900.00
27NWYE17450	18"	1	-	-	18" => 450 mm	1.05	11.81	52.17	\$ 2,400.00
27NWYE17500	20"	1	-	-	20" => 500 mm	1.17	13.78	55.12	\$ 4,000.00




REDUCING BUSHING SOCKET FUSION

Material: PP-RCT
Range: 3/4" x 1/2" ÷ 4" x 3 1/2"



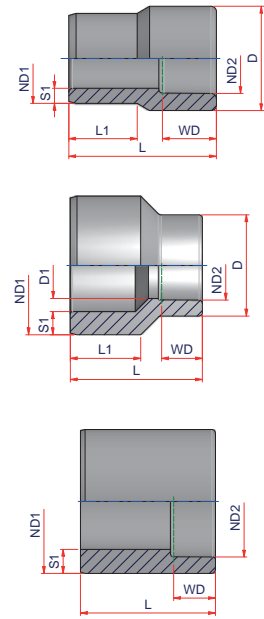
Code	Size	Type	Carton Qty	Weight lb/p.	Volume ft ³ /p.	ND1	ND2	D1	D	WD	L1	L	Price Each
27NR2520	3/4" x 1/2"	A	100	0.033	0.0039	3/4" = > 25 mm	1/2" = > 20 mm	-	1.14	9/16	0.75	1.61	\$ 1.95
27NR3220	1" x 1/2"	B	80	0.044	0.0046	1" = > 32 mm	1/2" = > 20 mm	0.63	1.06	9/16	0.87	1.52	\$ 2.50
27NR3225	1" x 3/4"	A	80	0.051	0.0046	1" = > 32 mm	3/4" = > 25 mm	-	1.38	5/8	0.87	1.73	\$ 2.50
27NR4020	1 1/4" x 1/2"	B	80	0.063	0.0046	1 1/4" = > 40 mm	1/2" = > 20 mm	0.63	1.14	9/16	0.98	1.77	\$ 4.00
27NR4025	1 1/4" x 3/4"	B	70	0.066	0.0053	1 1/4" = > 40 mm	3/4" = > 25 mm	0.83	1.38	5/8	0.98	1.77	\$ 4.00
27NR4032	1 1/4" x 1"	A	40	0.094	0.0095	1 1/4" = > 40 mm	1" = > 32 mm	-	1.81	11/16	0.98	1.97	\$ 4.00
27NR5020	1 1/2" x 1/2"	B	40	0.107	0.0095	1 1/2" = > 50 mm	1/2" = > 20 mm	0.63	1.14	9/16	1.10	2.09	\$ 6.50
27NR5025	1 1/2" x 3/4"	B	40	0.110	0.0095	1 1/2" = > 50 mm	3/4" = > 25 mm	0.83	1.38	5/8	1.10	2.09	\$ 6.50
27NR5032	1 1/2" x 1"	B	35	0.126	0.0109	1 1/2" = > 50 mm	1" = > 32 mm	1.18	1.81	11/16	1.10	2.09	\$ 6.50
27NR5040	1 1/2" x 1 1/4"	A	40	0.138	0.0095	1 1/2" = > 50 mm	1 1/4" = > 40 mm	-	2.21	13/16	1.10	2.17	\$ 6.50
27NR6325	2" x 3/4"	B	30	0.175	0.0127	2" = > 63 mm	3/4" = > 25 mm	0.83	1.38	5/8	1.26	3.36	\$ 13.25
27NR6332	2" x 1"	B	30	0.183	0.0127	2" = > 63 mm	1" = > 32 mm	1.18	1.81	11/16	1.26	3.36	\$ 13.25
27NR6340	2" x 1 1/4"	B	30	0.198	0.0127	2" = > 63 mm	1 1/4" = > 40 mm	1.46	2.21	13/16	1.26	3.36	\$ 13.25
27NR6350	2" x 1 1/2"	A	20	0.264	0.0191	2" = > 63 mm	1 1/2" = > 50 mm	-	2.76	15/16	1.26	2.13	\$ 13.25
27NR7520	2 1/2" x 1/2"	B	20	0.396	0.0191	2 1/2" = > 75 mm	1/2" = > 20 mm	0.76	1.04	9/16	1.38	2.48	\$ 15.00
27NR7525	2 1/2" x 3/4"	B	20	0.275	0.0191	2 1/2" = > 75 mm	3/4" = > 25 mm	0.98	1.30	5/8	1.34	2.44	\$ 15.00
27NR7532	2 1/2" x 1"	B	20	0.275	0.0191	2 1/2" = > 75 mm	1" = > 32 mm	1.10	1.69	11/16	1.35	2.48	\$ 15.00
27NR7540	2 1/2" x 1 1/4"	B	18	0.281	0.0212	2 1/2" = > 75 mm	1 1/4" = > 40 mm	1.46	2.10	13/16	1.36	2.48	\$ 15.00
27NR7550	2 1/2" x 1 1/2"	B	18	0.281	0.0162	2 1/2" = > 75 mm	1 1/2" = > 50 mm	1.97	2.60	15/16	1.34	2.32	\$ 15.00
27NR7563	2 1/2" x 2"	A	12	0.413	0.0318	2 1/2" = > 75 mm	2" = > 63 mm	-	3.27	11/16	1.42	2.91	\$ 15.00

follow ...



REDUCING BUSHING SOCKET FUSION

Material: PP-RCT
Range: 3/4" x 1/2" ÷ 4" x 3 1/2"

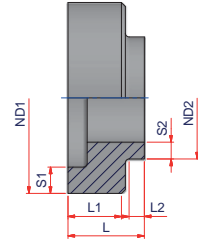


Code	Size	Type	Carton Qty	Weight lb/p.	Volume ft ³ /p.	ND1	ND2	D1	D	WD	L1	L	Price Each
27NR9050	3" x 1 1/2"	B	1	0.448	-	3" = > 90 mm	1 1/2" = > 50 mm	1.57	2.68	15/16	1.40	2.99	\$ 33.25
27NR9063	3" x 2"	C	10	0.550	0.0381	3" = > 90 mm	2" = > 63 mm	-	-	1.10	-	2.83	\$ 33.25
27NR9075	3" x 2 1/2"	A	18	0.513	0.0371	3" = > 90 mm	2 1/2" = > 75 mm	-	3.78	13/16	1.46	3.15	\$ 33.25
27NR11063	3 1/2" x 2"	B	12	0.788	0.0558	3 1/2" = > 110 mm	2" = > 63 mm	2.32	3.46	1 1/16	1.81	3.15	\$ 53.50
27NR11075	3 1/2" x 2 1/2"	C	12	0.825	0.0494	3 1/2" = > 110 mm	2 1/2" = > 75 mm	-	-	1.26	-	3.15	\$ 53.50
27NR11090	3 1/2" x 3"	A	5	1.540	0.1187	3 1/2" = > 110 mm	3" = > 90 mm	-	5.12	15/16	2.17	4.33	\$ 53.50
27NR12590	4" x 3"	C	4	1.650	0.0731	4" = > 125 mm	3" = > 90 mm	-	-	1.34	-	3.94	\$ 81.00
27NR125110	4" x 3 1/2"	A	24	1.467	0.1176	4" = > 125 mm	3 1/2" = > 110 mm	-	5.47	17/16	1.97	4.49	\$ 81.00



CONCENTRIC REDUCER SHORT SPIGOT SDR 7.3

Material: PP-RCT
Range: 6" x 3" ÷ 12" x 10"
Notes: Fabricated fitting
For butt fusion



Code	Size	Carton Qty	Weight lb/p.	Volume ft ³ /p.	ND1	ND2	S1	S2	L1	L2	L	Price Each
27NRCC1609073MM	6" x 3"	1	-	-	6" => 160 mm	3" => 90 mm	0.87	0.49	1.97	0.78	3.15	\$ 134.00
27NRCC16011073MM	6" x 3½"	1	-	-	6" => 160 mm	3½" => 110 mm	0.87	0.60	1.97	0.78	3.15	\$ 134.00
27NRCC16012573MM	6" x 4"	1	-	-	6" => 160 mm	4" => 125 mm	0.87	0.68	1.97	0.78	3.15	\$ 134.00
27NRCC20012573MM	8" x 4"	1	-	-	8" => 200 mm	4" => 125 mm	1.08	0.68	2.09	0.67	3.15	\$ 134.00
27NRCC20016073MM	8" x 6"	1	-	-	8" => 200 mm	6" => 160 mm	1.08	0.86	2.09	0.67	3.15	\$ 134.00
27NRCC25016073MM	10" x 6"	1	-	-	10" => 250 mm	6" => 160 mm	1.35	0.86	2.76	0.79	3.15	\$ 300.00
27NRCC25020073MM	10" x 8"	1	-	-	10" => 250 mm	8" => 160 mm	1.35	1.08	2.76	0.79	3.15	\$ 300.00
27NRCC31516073MM	12" x 6"	1	-	-	12" => 315 mm	6" => 160 mm	1.70	0.60	2.44	0.71	3.15	\$ 500.00
27NRCC31520073MM	12" x 8"	1	-	-	12" => 315 mm	8" => 200 mm	1.70	1.08	2.87	0.67	3.94	\$ 500.00
27NRCC31525073MM	12" x 10"	1	-	-	12" => 315 mm	10" => 250 mm	1.70	1.35	2.87	0.67	3.94	\$ 500.00



(A)



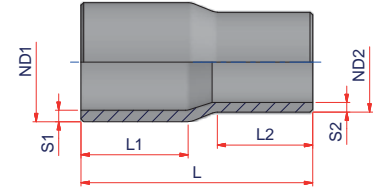
CONCENTRIC REDUCER LONG SPIGOT SDR 7.3

Material: PP-RCT

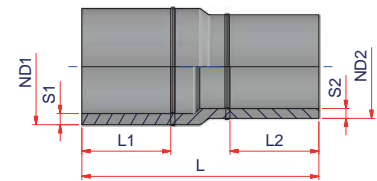
Range: 2" x 1¼" ÷ 12" x 10"

Notes: Fabricated fitting + Elongated

For butt fusion or electrofusion welding



(B)



Code	Type	Size	Carton Qty	Weight lb/p.	Volume ft ³ /p.	ND1	ND2	S1	S2	L1	L2	L	Price Each
27NR634073MM	A	2" x 1¼"	1	-	-	2" => 63 mm	1¼" => 40 mm	0.34	0.22	2.56	2.05	5.20	\$ 90.00
27NR635073MM	A	2" x 1½"	1	-	-	2" => 63 mm	1½" => 50 mm	0.34	0.28	2.56	2.20	5.20	\$ 90.00
27NR906373MM	A	3" x 2"	1	-	-	3" => 90 mm	2" => 63 mm	0.48	0.34	2.80	2.24	5.90	\$ 120.00
27NR907573MM	A	3" x 2½"	1	-	-	3" => 90 mm	2½" => 75 mm	0.48	0.41	3.15	2.80	6.77	\$ 120.00
27NR1106373MM	A	3½" x 2"	1	-	-	3½" => 110 mm	2" => 63 mm	0.59	0.34	3.39	2.56	6.77	\$ 134.00
27NR1107573MM	A	3½" x 2½"	1	-	-	3½" => 110 mm	2½" => 75 mm	0.59	0.41	3.46	2.28	7.28	\$ 134.00
27NR1109073MM	A	3½" x 3"	1	-	-	3½" => 110 mm	3" => 90 mm	0.59	0.48	3.39	3.31	7.48	\$ 134.00
27NR1256373MM	A	4" x 2"	1	-	-	4" => 125 mm	2" => 63 mm	0.67	0.34	3.54	2.40	8.26	\$ 134.00
27NR1609073MMB	B	6" x 3"	1	-	-	6" => 160 mm	3" => 90 mm	0.86	0.48	7.64	5.75	16.93	\$ 380.00
27NR16011073MMB	B	6" x 3½"	1	-	-	6" => 160 mm	3½" => 110 mm	0.86	0.59	7.64	6.30	17.49	\$ 400.00
27NR16012573MMB	B	6" x 4"	1	-	-	6" => 160 mm	4" => 125 mm	0.86	0.67	7.64	7.09	18.27	\$ 420.00
27NR20012573MMB	B	8" x 4"	1	-	-	8" => 200 mm	4" => 125 mm	1.08	0.67	10.24	7.09	20.98	\$ 470.00
27NR20016073MMB	B	8" x 6"	1	-	-	8" => 200 mm	6" => 160 mm	1.08	0.86	10.24	7.64	21.43	\$ 550.00
27NR25016073MMB	B	10" x 6"	1	-	-	10" => 250 mm	6" => 160 mm	1.35	0.86	10.43	7.64	22.01	\$ 830.00
27NR25020073MMB	B	10" x 8"	1	-	-	10" => 250 mm	8" => 200 mm	1.35	1.08	10.43	10.24	24.32	\$ 810.00
27NR31511073MMB	B	12" x 3½"	1	-	-	12" => 315 mm	3½" => 110 mm	1.70	0.59	12.59	6.30	22.54	\$ 1,110.00
27NR31520073MMB	B	12" x 8"	1	-	-	12" => 315 mm	8" => 200 mm	1.70	1.08	12.59	10.24	26.77	\$ 1,340.00
27NR31525073MMB	B	12" x 10"	1	-	-	12" => 315 mm	10" => 250 mm	1.70	1.35	12.59	10.43	26.96	\$ 1,435.00



(A)



(B)

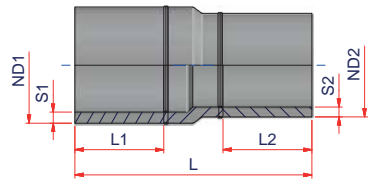
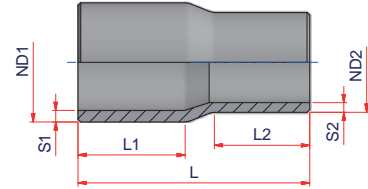


CONCENTRIC REDUCER LONG SPIGOT SDR 9

Material: PP-RCT

Range: 2" x 1¼" ÷ 14" x 12"

Notes: Fabricated fitting + Elongated
For butt fusion or electrofusion welding



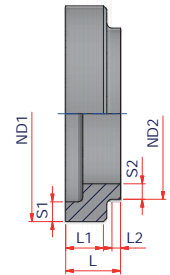
Code	Type	Size	Carton Qty	Weight lb/p.	Volume ft³/p.	ND1	ND2	S1	S2	L1	L2	L	Price Each
27NR63409MM	A	2" x 1¼"	1	-	-	2" => 63 mm	1¼" => 40 mm	0.28	0.17	2.56	2.05	5.20	\$ 90.00
27NR63509MM	A	2" x 1½"	1	-	-	2" => 63 mm	1½" => 50 mm	0.28	0.22	2.56	2.20	5.20	\$ 90.00
27NR90639MM	A	3" x 2"	1	-	-	3" => 90 mm	2" => 63 mm	0.39	0.28	2.80	2.24	5.9	\$ 120.00
27NR90759MM	A	3" x 2½"	1	-	-	3" => 90 mm	2½" => 75 mm	0.39	0.33	3.15	2.80	6.77	\$ 120.00
27NR110639MM	A	3½" x 2"	1	-	-	3½" => 110 mm	2" => 63 mm	0.48	0.28	3.39	2.56	6.77	\$ 134.00
27NR110759MM	A	3½" x 2½"	1	-	-	3½" => 110 mm	2½" => 75 mm	0.48	0.33	3.46	2.28	7.28	\$ 134.00
27NR110909MM	A	3½" x 3"	1	-	-	3½" => 110 mm	3" => 90 mm	0.48	0.39	3.39	3.31	7.48	\$ 134.00
27NR125639MM	A	4" x 2"	1	-	-	4" => 125 mm	2" => 63 mm	0.55	0.28	3.54	2.40	8.26	\$ 134.00
27NR160909MMB	B	6" x 3"	1	-	-	6" => 160 mm	3" => 90 mm	0.70	0.39	7.64	5.75	16.93	\$ 380.00
27NR1601109MMB	B	6" x 3½"	1	-	-	6" => 160 mm	3½" => 110 mm	0.70	0.48	7.64	6.30	17.49	\$ 400.00
27NR1601259MMB	B	6" x 4"	1	-	-	6" => 160 mm	4" => 125 mm	0.70	0.55	7.64	7.09	18.27	\$ 420.00
27NR2001259MMB	B	8" x 4"	1	-	-	8" => 200 mm	4" => 125 mm	0.87	0.55	10.24	7.09	20.98	\$ 470.00
27NR2001609MMB	B	8" x 6"	1	-	-	8" => 200 mm	6" => 160 mm	0.87	0.70	10.24	7.64	21.43	\$ 550.00
27NR2501609MMB	B	10" x 6"	1	-	-	10" => 250 mm	6" => 160 mm	1.09	0.70	10.43	7.64	22.01	\$ 830.00
27NR2502009MMB	B	10" x 8"	1	-	-	10" => 250 mm	8" => 200 mm	1.09	0.87	10.43	10.24	24.32	\$ 810.00
27NR3151609MMB	B	12" x 6"	1	-	-	12" => 315 mm	6" => 160 mm	1.38	0.48	12.59	6.30	22.54	\$ 1,110.00
27NR3152009MMB	B	12" x 8"	1	-	-	12" => 315 mm	8" => 200 mm	1.38	0.87	12.59	10.24	26.77	\$ 1,340.00
27NR3152509MMB	B	12" x 10"	1	-	-	12" => 315 mm	10" => 250 mm	1.38	1.09	12.59	10.43	26.96	\$ 1,435.00
27NR3552009MMB	B	14" x 8"	1	-	-	14" => 355 mm	8" => 200 mm	1.55	1.38	12.59	10.24	26.77	\$ 2,184.00
27NR3552509MMB	B	14" x 10"	1	-	-	14" => 355 mm	10" => 250 mm	1.55	1.38	12.59	10.43	26.96	\$ 2,301.00
27NR3553159MMB	B	14" x 12"	1	-	-	14" => 355 mm	12" => 315 mm	1.55	1.38	12.59	10.43	26.96	\$ 2,925.00

(A)

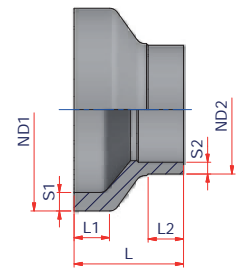


CONCENTRIC REDUCER SHORT SPIGOT SDR 11

Material: PP-RCT
Range: 10" x 6" ÷ 20" x 18"
Notes: Fabricated fitting
For butt fusion



(B)



Code	Type	Size	Carton Qty	Weight lb/p.	Volume ft ³ /p.	ND1	ND2	S1	S2	L1	L2	L	Price Each
27NRCC25016011MM	B	10" x 6"	1	-	-	10" => 250 mm	6" => 160 mm	0.89	0.58	2.17	1.97	5.83	\$ 138.00
27NRCC25020011MM	B	10" x 8"	1	-	-	10" => 250 mm	8" => 200 mm	0.89	0.72	2.17	2.17	5.91	\$ 155.00
27NRCC31516011MM	A	12" x 6"	1	-	-	12" => 315 mm	6" => 160 mm	1.13	0.58	2.07	0.59	3.15	\$ 280.00
27NRCC31520011MM	B	12" x 8"	1	-	-	12" => 315 mm	8" => 200 mm	1.13	0.72	2.17	2.17	6.70	\$ 280.00
27NRCC31525011MM	B	12" x 10"	1	-	-	12" => 315 mm	10" => 250 mm	1.13	0.89	2.43	2.19	5.94	\$ 500.00
27NRCC35520011MM	A	14" x 8"	1	-	-	14" => 355 mm	8" => 200 mm	1.27	0.72	2.20	0.55	3.15	\$ 800.00
27NRCC35525011MM	A	14" x 10"	1	-	-	14" => 355 mm	10" => 250 mm	1.27	0.89	2.20	0.55	3.15	\$ 800.00
27NRCC35531511MM	A	14" x 12"	1	-	-	14" => 355 mm	12" => 315 mm	1.27	1.13	2.76	0.79	3.94	\$ 1,115.00
27NRCC40025011MM	A	16" x 10"	1	-	-	16" => 400 mm	10" => 250 mm	1.43	0.89	-	-	-	\$ 1,200.00
27NRCC40031511MM	A	16" x 12"	1	-	-	16" => 400 mm	12" => 315 mm	1.43	1.13	2.85	0.79	3.94	\$ 1,200.00
27NRCC40035511MM	A	16" x 14"	1	-	-	16" => 400 mm	14" => 355 mm	1.43	1.27	2.76	0.79	3.94	\$ 1,200.00
27NRCC45031511MM	A	18" x 12"	1	-	-	18" => 450 mm	12" => 315 mm	1.61	1.13	-	-	-	\$ 1,550.00
27NRCC45035511MM	A	18" x 14"	1	-	-	18" => 450 mm	14" => 355 mm	1.61	1.27	-	-	-	\$ 1,550.00
27NRCC45040011MM	A	18" x 16"	1	-	-	18" => 450 mm	16" => 400 mm	1.61	1.43	-	-	-	\$ 1,550.00
27NRCC50035511MM	A	20" x 14"	1	-	-	20" => 500 mm	14" => 355 mm	1.79	1.27	2.85	0.59	3.94	\$ 2,100.00
27NRCC50040011MM	A	20" x 16"	1	-	-	20" => 500 mm	16" => 400 mm	1.79	1.43	-	-	-	\$ 2,100.00
27NRCC50045011MM	A	20" x 18"	1	-	-	20" => 500 mm	18" => 450 mm	1.79	1.61	-	-	-	\$ 2,100.00



(A)

CONCENTRIC REDUCER LONG SPIGOT SDR 11

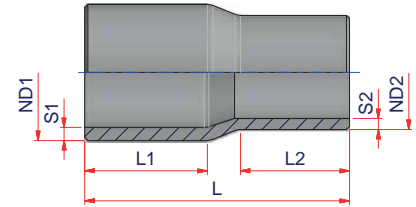
Material: PP-RCT

Range: 2 1/2" x 1 1/4" ÷ 20" x 18"

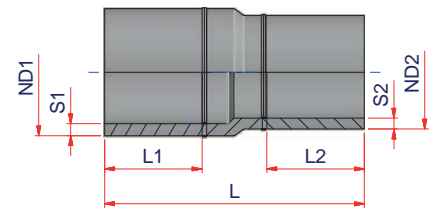
Notes: Type A - Injected

Type B - Fabricated fitting + Elongated

For butt fusion or electrofusion welding



(B)



Code	Type	Size	Carton Qty	Weight lb/p.	Volume ft ³ /p.	ND1	ND2	S1	S2	L1	L2	L	Price Each
27NR754011MM	A	2 1/2" x 1 1/4"	20	0.358	0.0371	2 1/2" => 75 mm	1 1/4" => 40 mm	0.27	0.15	2.56	1.89	5.63	\$ 17.00
27NR755011MM	A	2 1/2" x 1 1/2"	16	0.385	0.0417	2 1/2" => 75 mm	1 1/2" => 50 mm	0.27	0.18	2.56	1.89	5.55	\$ 17.00
27NR756311MM	A	2 1/2" x 2"	12	0.495	0.0558	2 1/2" => 75 mm	2" => 63 mm	0.27	0.23	2.80	2.52	5.90	\$ 17.00
27NR905011MM	A	3" x 1 1/2"	12	0.550	0.0558	3" => 90 mm	1 1/2" => 50 mm	0.32	0.18	2.87	2.24	5.98	\$ 33.25
27NR906311MM	A	3" x 2"	12	0.572	0.0558	3" => 90 mm	2" => 63 mm	0.32	0.23	2.80	2.24	5.90	\$ 33.25
27NR907511MM	A	3" x 2 1/2"	9	0.733	0.0657	3" => 90 mm	2 1/2" => 75 mm	0.32	0.27	3.19	2.84	6.89	\$ 33.25
27NR1106311MM	A	3 1/2" x 2"	6	0.94	0.0988	3 1/2" => 110 mm	2" => 63 mm	0.39	0.23	3.35	2.76	6.89	\$ 53.50
27NR1107511MM	A	3 1/2" x 2 1/2"	6	1.034	0.1116	3 1/2" => 110 mm	2 1/2" => 75 mm	0.39	0.27	3.47	2.28	7.28	\$ 53.50
27NR1109011MM	A	3 1/2" x 3"	6	1.041	0.0989	3 1/2" => 110 mm	3" => 90 mm	0.39	0.32	3.07	2.76	6.89	\$ 53.50
27NR1257511MM	A	4" x 2 1/2"	3	1.430	0.1974	4" => 125 mm	2 1/2" => 75 mm	0.45	0.27	3.62	2.36	7.84	\$ 81.00
27NR1259011MM	A	4" x 3"	4	1.353	0.1674	4" => 125 mm	3" => 90 mm	0.45	0.32	3.39	2.76	7.32	\$ 81.00
27NR12511011MM	A	4" x 3 1/2"	20	1.606	0.1413	4" => 125 mm	3 1/2" => 110 mm	0.45	0.39	3.50	3.03	7.36	\$ 81.00
27NR1609011MM	A	4" x 3"	12	2.618	0.2330	4" => 125 mm	3" => 90 mm	0.57	0.32	4.21	3.54	9.05	\$ 85.00
27NR16011011MM	A	6" x 3 1/2"	12	2.842	0.2356	6" => 160 mm	3 1/2" => 110 mm	0.57	0.39	4.06	3.46	8.46	\$ 85.00
27NR16012511MM	A	6" x 4"	40	2.833	0.1907	6" => 160 mm	4" => 125 mm	0.57	0.45	4.02	3.58	8.43	\$ 90.00
27NR20016011MM	A	8" x 6"	22	4.800	0.3468	8" => 200 mm	6" => 160 mm	0.72	0.58	4.65	3.98	9.45	\$ 94.00
27NR25016011MMB	B	10" x 6"	1	-	-	10" => 250 mm	6" => 160 mm	0.89	0.58	9.65	6.89	19.69	\$ 610.00
27NR25020011MMB	B	10" x 8"	1	-	-	10" => 250 mm	8" => 200 mm	0.89	0.72	9.65	7.28	20.08	\$ 685.00
27NR31516011MMB	B	12" x 6"	1	-	-	12" => 315 mm	6" => 160 mm	1.13	0.58	12.59	6.89	22.63	\$ 940.00
27NR31520011MMB	B	12" x 8"	1	-	-	12" => 315 mm	8" => 200 mm	1.13	0.72	12.59	7.28	23.02	\$ 1,000.00

follow...

(A)



CONCENTRIC REDUCER LONG SPIGOT SDR 11

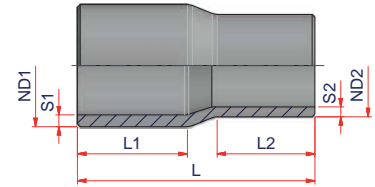
Material: PP-RCT

Range: 2 1/2" x 1 1/4" ÷ 20" x 18"

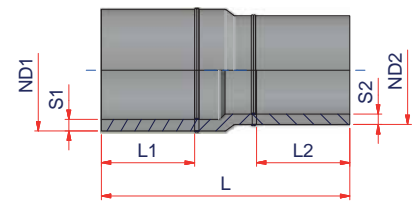
Notes: Type A - Injected

Type B - Fabricated fitting + Elongated

For butt fusion or electrofusion welding



(B)



Code	Type	Size	Carton Qty	Weight lb/p.	Volume ft ³ /p.	ND1	ND2	S1	S2	L1	L2	L	Price Each
27NR31525011MMB	B	12" x 10"	1	-	-	12" => 315 mm	10" => 250 mm	1.13	0.89	12.59	9.65	25.39	\$ 1,290.00
27NR35520011MMB	B	14" x 8"	1	-	-	14" => 355 mm	8" => 200 mm	1.27	0.72	12.59	7.28	23.02	\$ 1,690.00
27NR35525011MMB	B	14" x 10"	1	-	-	14" => 355 mm	10" => 250 mm	1.27	0.89	12.59	9.65	25.39	\$ 1,770.00
27NR35531511MMB	B	14" x 12"	1	-	-	14" => 355 mm	12" => 315 mm	1.27	1.13	12.59	12.59	29.12	\$ 2,255.00
27NR40025011MMB	B	16" x 10"	1	-	-	16" => 400 mm	10" => 250 mm	1.43	0.89	12.59	9.65	26.18	\$ 2,380.00
27NR40031511MMB	B	16" x 12"	1	-	-	16" => 400 mm	12" => 315 mm	1.43	1.13	12.59	12.59	29.12	\$ 2,550.00
27NR40035511MMB	B	16" x 14"	1	-	-	16" => 400 mm	14" => 355 mm	1.43	1.27	12.59	12.59	29.12	\$ 2,670.00
27NR45031511MMB	B	18" x 12"	1	-	-	18" => 450 mm	12" => 315 mm	1.61	1.13	13.39	12.59	29.92	\$ 3,090.00
27NR45035511MMB	B	18" x 14"	1	-	-	18" => 450 mm	14" => 355 mm	1.61	1.27	13.39	12.59	29.92	\$ 3,200.00
27NR45040011MMB	B	18" x 16"	1	-	-	18" => 450 mm	16" => 400 mm	1.61	1.43	13.39	12.59	29.92	\$ 3,400.00
27NR50035511MMB	B	20" x 14"	1	-	-	20" => 500 mm	14" => 355 mm	1.79	1.27	14.96	12.59	31.49	\$ 4,000.00
27NR50040011MMB	B	20" x 16"	1	-	-	20" => 500 mm	16" => 400 mm	1.79	1.43	14.96	12.59	31.49	\$ 4,200.00
27NR50045011MMB	B	20" x 18"	1	-	-	20" => 500 mm	18" => 450 mm	1.79	1.61	14.96	13.39	32.29	\$ 4,360.00

(A)



(B)



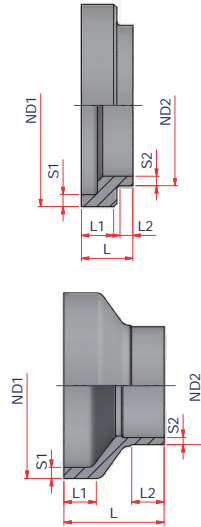
CONCENTRIC REDUCER SHORT SPIGOT SDR 17

Material: PP-RCT

Range: 10" x 6" ÷ 24" x 22"

Notes: Fabricated fitting

For butt fusion



Code	Type	Size	Carton Qty	Weight lb/p.	Volume ft ³ /p.	ND1	ND2	S1	S2	L1	L2	L	Price Each
27NRCC25016017MM	B	10" x 6"	1	-	-	10" => 250 mm	6" => 160 mm	0.58	0.37	2.17	1.97	5.83	\$ 150.00
27NRCC25020017MM	B	10" x 8"	1	-	-	10" => 250 mm	8" => 200 mm	0.58	0.47	2.17	2.17	5.87	\$ 150.00
27NRCC31511017MM	A	12" x 3½"	1	-	-	12" => 315 mm	3½" => 110 mm	0.74	0.26	2.07	0.59	3.15	\$ 220.00
27NRCC31516017MM	A	12" x 6"	1	-	-	12" => 315 mm	6" => 160 mm	0.74	0.37	2.05	0.71	3.15	\$ 220.00
27NRCC31520017MM	B	12" x 8"	1	-	-	12" => 315 mm	8" => 200 mm	0.74	0.47	2.17	2.17	6.70	\$ 220.00
27NRCC31525017MM	B	12" x 10"	1	-	-	12" => 315 mm	10" => 250 mm	0.74	0.58	2.17	2.17	6.00	\$ 290.00
27NRCC35520017MM	A	14" x 8"	1	-	-	14" => 355 mm	8" => 200 mm	0.83	0.47	1.97	0.79	3.15	\$ 450.00
27NRCC35525017MM	A	14" x 10"	1	-	-	14" => 355 mm	10" => 250 mm	0.83	0.58	1.97	0.79	3.15	\$ 450.00
27NRCC35531517MM	A	14" x 12"	1	-	-	14" => 355 mm	12" => 315 mm	0.83	0.74	1.97	0.79	3.15	\$ 800.00
27NRCC40025017MM	A	16" x 10"	1	-	-	16" => 400 mm	10" => 250 mm	0.93	0.58	2.17	0.59	3.15	\$ 1,200.00
27NRCC40031517MM	A	16" x 12"	1	-	-	16" => 400 mm	12" => 315 mm	0.93	0.74	2.17	0.59	3.15	\$ 1,200.00
27NRCC40035517MM	A	16" x 14"	1	-	-	16" => 400 mm	14" => 355 mm	0.93	0.83	2.07	0.69	3.15	\$ 1,200.00
27NRCC45031517MM	A	18" x 12"	1	-	-	18" => 450 mm	12" => 315 mm	1.05	0.74	2.80	0.75	3.94	\$ 1,550.00
27NRCC45035517MM	A	18" x 14"	1	-	-	18" => 450 mm	14" => 355 mm	1.05	0.83	2.80	0.75	3.94	\$ 1,550.00
27NRCC45040017MM	A	18" x 16"	1	-	-	18" => 450 mm	16" => 400 mm	1.05	0.93	2.80	0.75	3.94	\$ 1,550.00
27NRCC50031517MM	A	20" x 12"	1	-	-	20" => 500 mm	12" => 315 mm	1.17	0.74	2.80	0.75	3.94	\$ 2,100.00
27NRCC50035517MM	A	20" x 14"	1	-	-	20" => 500 mm	14" => 355 mm	1.17	0.83	2.68	0.87	3.94	\$ 2,100.00
27NRCC50040017MM	A	20" x 16"	1	-	-	20" => 500 mm	16" => 400 mm	1.17	0.93	2.68	0.87	3.94	\$ 2,100.00
27NRCC50045017MM	A	20" x 18"	1	-	-	20" => 500 mm	18" => 450 mm	1.17	1.05	2.68	0.87	3.94	\$ 2,100.00
27NRCC56040017MM	A	22" x 16"	1	-	-	22" => 560 mm	16" => 400 mm	1.31	0.93	2.85	0.57	3.94	\$ 3,400.00
27NRCC56045017MM	A	22" x 18"	1	-	-	22" => 560 mm	18" => 450 mm	1.31	1.05	2.76	0.79	3.94	\$ 3,400.00
27NRCC56050017MM	A	22" x 20"	1	-	-	22" => 560 mm	20" => 500 mm	1.31	1.17	2.76	0.79	3.94	\$ 3,400.00
27NRCC63040017MM	A	24" x 16"	1	-	-	24" => 560 mm	16" => 400 mm	1.47	0.93	3.27	1.06	4.72	\$ 3,800.00
27NRCC63045017MM	A	24" x 18"	1	-	-	24" => 630 mm	18" => 450 mm	1.47	1.05	3.27	1.06	4.72	\$ 3,800.00
27NRCC63050017MM	A	24" x 20"	1	-	-	24" => 630 mm	20" => 500 mm	1.47	1.17	3.27	1.06	4.72	\$ 3,800.00
27NRCC63056017MM	A	24" x 22"	1	-	-	24" => 630 mm	22" => 560 mm	1.47	1.31	3.27	1.06	4.72	\$ 3,800.00

These parts are available with elongated ends upon request

(A)



CONCENTRIC REDUCER LONG SPIGOT SDR 17

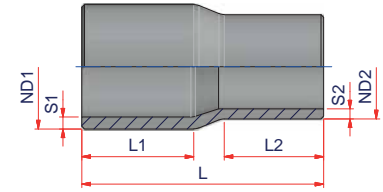
Material: PP-RCT

Range: 2 1/2" x 1 1/4" ÷ 24" x 22"

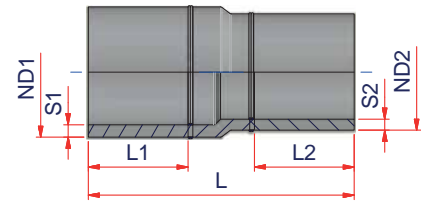
Notes: Type A - Injected

Type B - Fabricated fitting + Elongated

For butt fusion or electrofusion welding



(B)



Code	Size	Type	Carton Qty	Weight lb/p.	Volume ft ³ /p.	ND1	ND2	S1	S2	L1	L2	L	Price Each
27NR754017MM	2 1/2" x 1 1/4"	A	16	0.35	0.0370	2 1/2" => 75 mm	1 1/4" => 40 mm	0.18	0.09	2.56	1.89	5.63	\$ 17.00
27NR755017MM	2 1/2" x 1 1/2"	A	16	0.34	0.0370	2 1/2" => 75 mm	1 1/2" => 50 mm	0.18	0.12	2.56	1.89	5.55	\$ 17.00
27NR756317MM	2 1/2" x 2"	A	14	0.35	0.0423	2 1/2" => 75 mm	2" => 63 mm	0.18	0.15	2.80	2.52	5.90	\$ 17.00
27NR905017MM	3" x 1 1/2"	A	18	0.49	0.0328	3" => 90 mm	1 1/2" => 50 mm	0.21	0.12	2.87	2.24	5.98	\$ 33.25
27NR906317MM	3" x 2"	A	75	0.47	0.0377	3" => 90 mm	2" => 63 mm	0.21	0.15	2.80	2.24	5.90	\$ 33.25
27NR907517MM	3" x 2 1/2"	A	1	0.73	0.0657	3" => 90 mm	2 1/2" => 75 mm	0.21	0.18	3.19	2.84	6.89	\$ 33.25
27NR1106317MM	3 1/2" x 2"	A	45	0.76	0.0628	3 1/2" => 110 mm	2" => 63 mm	0.26	0.15	3.35	2.76	6.89	\$ 53.50
27NR1107517MM	3 1/2" x 2 1/2"	A	1	-	-	3 1/2" => 110 mm	2 1/2" => 75 mm	0.26	0.18	3.47	2.28	7.28	\$ 53.50
27NR1109017MM	3 1/2" x 3"	A	45	0.83	0.0628	3 1/2" => 110 mm	3" => 90 mm	0.26	0.21	3.07	2.76	6.89	\$ 53.50
27NR1257517MM	4" x 2 1/2"	A	3	1.25	0.1974	4" => 125 mm	2 1/2" => 75 mm	0.29	0.18	3.62	2.36	7.84	\$ 81.00
27NR1259017MM	4" x 3"	A	4	1.43	0.1483	4" => 125 mm	3" => 90 mm	0.29	0.21	3.39	2.76	7.32	\$ 81.00
27NR12511017MM	4" x 3 1/2"	A	20	1.27	0.1412	4" => 125 mm	3 1/2" => 110 mm	0.29	0.26	3.50	3.03	7.36	\$ 81.00
27NR1609017MM	6" x 3"	A	40	1.87	0.1907	6" => 160 mm	3" => 90 mm	0.37	0.21	4.21	3.54	9.05	\$ 85.00
27NR16011017MM	6" x 3 1/2"	A	12	2.02	0.2355	6" => 160 mm	3 1/2" => 110 mm	0.37	0.26	4.06	3.46	8.46	\$ 85.00
27NR16012517MM	6" x 4"	A	12	2.20	0.2355	6" => 160 mm	4" => 125 mm	0.37	0.29	4.02	3.58	8.43	\$ 90.00
27NR20016017MM	8" x 6"	A	63	3.78	0.2722	8" => 200 mm	6" => 160 mm	0.47	0.37	4.65	3.98	9.45	\$ 134.00
27NR25016017MMB	10" x 6"	B	1	-	-	10" => 250 mm	6" => 160 mm	0.58	0.37	9.65	6.89	19.69	\$ 555.00
27NR25020017MMB	10" x 8"	B	1	-	-	10" => 250 mm	8" => 200 mm	0.58	0.47	9.65	7.28	20.08	\$ 670.00
27NR31516017MMB	12" x 6"	B	1	-	-	12" => 315 mm	6" => 160 mm	0.74	0.37	9.84	6.89	19.88	\$ 820.00
27NR31520017MMB	12" x 8"	B	1	-	-	12" => 315 mm	8" => 200 mm	0.74	0.47	9.84	7.28	20.27	\$ 870.00
27NR31525017MMB	12" x 10"	B	1	-	-	12" => 315 mm	10" => 250 mm	0.74	0.58	9.84	9.65	22.64	\$ 1,010.00

follow...

(A)



CONCENTRIC REDUCER LONG SPIGOT SDR 17

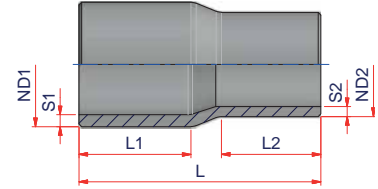
Material: PP-RCT

Range: 2 1/2" x 1 1/4" ÷ 24" x 22"

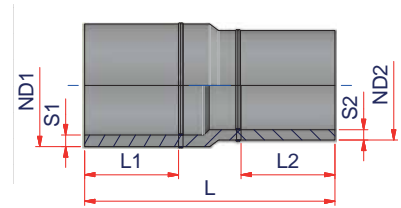
Notes: Type A - Injected

Type B - Fabricated fitting + Elongated

For butt fusion or electrofusion welding



(B)



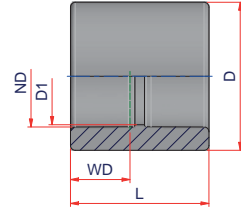
Code	Type	Size	Carton Qty	Weight lb/p.	Volume ft ³ /p.	ND1	ND2	S1	S2	L1	L2	L	Price Each
27NR35520017MMB	B	14" x 8"	1	-	-	14" = > 355 mm	8" = > 200 mm	0.83	0.47	12.59	7.28	23.02	\$ 1,220.00
27NR35525017MMB	B	14" x 10"	1	-	-	14" = > 355 mm	10" = > 250 mm	0.83	0.58	12.59	9.65	25.39	\$ 1,290.00
27NR35531517MMB	B	14" x 12"	1	-	-	14" = > 355 mm	12" = > 315 mm	0.83	0.74	12.59	9.84	25.58	\$ 1,770.00
27NR40025017MMB	B	16" x 10"	1	-	-	16" = > 400 mm	10" = > 250 mm	0.93	0.58	12.59	9.65	25.39	\$ 2,150.00
27NR40031517MMB	B	16" x 12"	1	-	-	16" = > 400 mm	12" = > 315 mm	0.93	0.74	12.59	9.84	25.58	\$ 2,275.00
27NR40035517MMB	B	16" x 14"	1	-	-	16" = > 400 mm	14" = > 355 mm	0.93	0.83	12.59	12.59	28.33	\$ 2,335.00
27NR45031517MMB	B	18" x 12"	1	-	-	18" = > 450 mm	12" = > 315 mm	1.05	0.74	13.15	9.84	26.93	\$ 2,785.00
27NR45035517MMB	B	18" x 14"	1	-	-	18" = > 450 mm	14" = > 355 mm	1.05	0.83	13.15	12.59	29.68	\$ 2,845.00
27NR45040017MMB	B	18" x 16"	1	-	-	18" = > 450 mm	16" = > 400 mm	1.05	0.93	13.15	12.59	29.68	\$ 2,940.00
27NR50035517MMB	B	20" x 14"	1	-	-	20" = > 500 mm	14" = > 355 mm	1.17	0.83	14.57	12.59	31.10	\$ 3,615.00
27NR50040017MMB	B	20" x 16"	1	-	-	20" = > 500 mm	16" = > 400 mm	1.17	0.93	14.57	12.59	31.10	\$ 3,710.00
27NR50045017MMB	B	20" x 18"	1	-	-	20" = > 500 mm	18" = > 450 mm	1.17	1.05	14.57	13.15	31.66	\$ 3,835.00
27NR56040017MMB	B	22" x 16"	1	-	-	22" = > 560 mm	16" = > 400 mm	1.31	0.93	15.75	12.59	32.28	\$ 5,350.00
27NR56045017MMB	B	22" x 18"	1	-	-	22" = > 560 mm	18" = > 450 mm	1.31	1.05	15.75	13.15	32.84	\$ 5,480.00
27NR56050017MMB	B	22" x 20"	1	-	-	22" = > 560 mm	20" = > 500 mm	1.31	1.17	15.75	14.57	34.26	\$ 5,640.00
27NR63045017MMB	B	24" x 18"	1	-	-	24" = > 630 mm	18" = > 450 mm	1.47	1.31	16.61	13.15	34.48	\$ 6,275.00
27NR63050017MMB	B	24" x 20"	1	-	-	24" = > 630 mm	20" = > 500 mm	1.47	1.17	16.61	14.57	35.90	\$ 6,440.00
27NR63056017MMB	B	24" x 22"	1	-	-	24" = > 630 mm	22" = > 560 mm	1.47	1.31	16.61	15.75	37.08	\$ 6,650.00




COUPLING - SOCKET FUSION

Material: PP-RCT

Range: ½" ÷ 4"

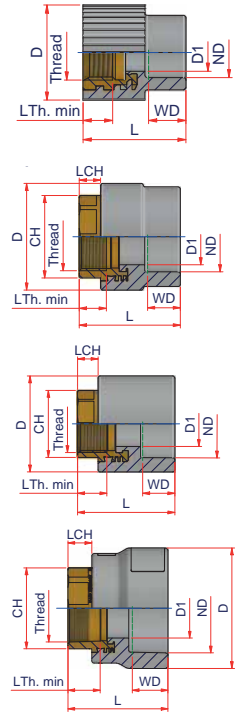


Code	Size	Carton Qty	Weight lb/p.	Volume ft ³ /p.	ND	D1	D	WD	L	Price Each
27NMAN20	½"	300	0.030	0.0021	½" = > 20 mm	0.71	1.14	9/16	1.38	\$ 1.75
27NMAN25	¾"	150	0.044	0.0039	¾" = > 25 mm	0.79	1.38	5/8	1.54	\$ 1.95
27NMAN32	1"	50	0.087	0.0078	1" = > 32 mm	1.18	1.81	11/16	1.69	\$ 2.50
27NMAN40	1 ¼"	50	0.137	0.0120	1 ¼" = > 40 mm	1.46	2.21	13/16	1.89	\$ 3.10
27NMAN50	1 ½"	20	0.242	0.0191	1 ½" = > 50 mm	1.85	2.76	15/16	2.13	\$ 6.50
27NMAN63	2"	50	0.378	0.0254	2" = > 63 mm	2.36	3.47	1 1/16	2.44	\$ 13.00
27NMAN75	2 ½"	12	0.825	0.0558	2 ½" = > 75 mm	2.76	3.98	1 3/16	2.80	\$ 14.50
27NMAN90	3"	8	0.963	0.0837	3" = > 90 mm	3.31	4.92	1 5/16	2.91	\$ 32.00
27NMAN110	3 ½"	4	1.815	0.1483	3 ½" = > 110 mm	4.19	6.30	1 7/16	3.23	\$ 52.00
27NMAN125	4"	4	1.980	0.1674	4" = > 125 mm	4.57	6.30	1 9/16	3.58	\$ 68.50



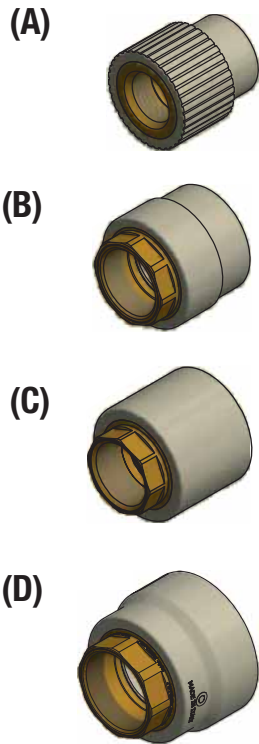
FEMALE THREADED ADAPTER W/NPT LEAD FREE BRASS SOCKET FUSION

Material: PP-RCT - Brass
Range: ½" x ½" NPT ÷ 4" x 3½" NPT



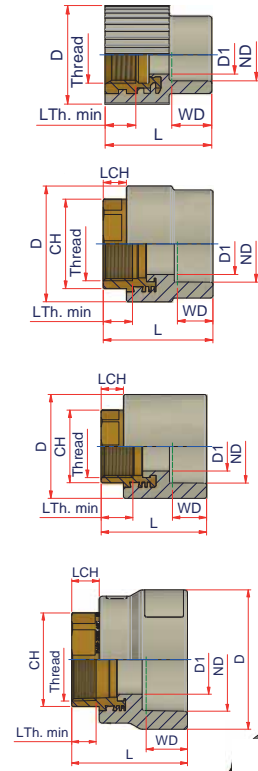
Code	Type	Size	Carton Qty	Weight lb/p.	Volume ft³/p.	ND	Thread	L Thread min	D1	D	WD	L	CH	LCH	Price Each
27NRFF2012NPT	A	½" x ½" NPT	70	0.138	0.0042	½" = > 20 mm	½" NPT	0.53	0.56	1.46	9/16	1.58	-	-	\$ 9.00
27NRFFC2012NPT	B	½" x ½" NPT	1	-	-	½" = > 20 mm	½" NPT	0.53	0.60	1.46	9/16	2.01	1.00	0.43	\$ 18.00
27NRFF2034NPT	A	½" x ¾" NPT	60	0.226	0.0064	½" = > 20 mm	¾" NPT	0.55	0.71	1.69	9/16	1.81	-	-	\$ 11.00
27NRFF2512NPT	A	¾" x ½" NPT	70	0.140	0.0042	¾" = > 25 mm	½" NPT	0.53	0.56	1.46	5/8	1.61	-	-	\$ 9.00
27NRFFC2512NPT	B	¾" x ½" NPT	1	-	-	¾" = > 25 mm	½" NPT	0.53	0.60	1.46	5/8	2.04	0.98	0.43	\$ 18.00
27NRFF2534NPT	A	¾" x ¾" NPT	60	0.215	0.0064	¾" = > 25 mm	¾" NPT	0.55	0.71	1.65	5/8	1.81	-	-	\$ 11.00
27NRFFC2534NPT	B	¾" x ¾" NPT	1	-	-	¾" = > 25 mm	¾" NPT	0.55	0.77	1.65	5/8	2.28	1.26	0.47	\$ 23.00
27NRFF3234NPT	A	1" x ¾" NPT	40	0.260	0.0078	1" = > 32 mm	¾" NPT	0.55	0.71	1.79	11/16	2.03	-	-	\$ 15.00
27NRFF321NPT	A	1" x 1" NPT	40	0.385	0.0095	1" = > 32 mm	1" NPT	0.66	0.95	2.13	11/16	2.05	-	-	\$ 23.00
27NRFFC321NPT	B	1" x 1" NPT	1	-	-	1" = > 32 mm	1" NPT	0.66	0.98	2.12	11/16	2.55	1.50	0.51	\$ 30.00
27NRFF401NPT	C	1¼" x 1" NPT	32	0.481	0.0120	1¼" = > 40 mm	1" NPT	0.66	0.95	2.20	13/16	2.64	1.50	0.59	\$ 25.00
27NRFF40114NPT	B	1¼" x 1¼" NPT	25	0.695	0.0152	1¼" = > 40 mm	1¼" NPT	0.68	1.30	2.56	13/16	2.72	1.81	0.59	\$ 37.50
27NRFF50114NPT	D	1½" x 1¼" NPT	25	0.695	0.0152	1½" = > 50 mm	1¼" NPT	0.66	1.30	2.68	15/16	2.80	1.93	0.59	\$ 39.00
27NRFF50112NPT	B	1½" x 1½" NPT	18	0.93	0.0293	1½" = > 50 mm	1½" NPT	0.68	1.56	2.95	15/16	2.80	2.17	0.59	\$ 45.00
27NRFF63112NPT	D	2" x 1½" NPT	15	1.071	0.0254	2" = > 63 mm	1½" NPT	0.68	1.57	3.39	11/16	2.95	2.28	0.59	\$ 46.00
27NRFF632NPT	B	2" x 2" NPT	12	1.247	0.0318	2" = > 63 mm	2" NPT	0.70	1.97	3.62	11/16	3.15	2.56	0.79	\$ 65.00
27NRFF752NPT	D	2½" x 2" NPT	8	1.485	0.0477	2½" = > 75 mm	2" NPT	0.79	1.97	3.98	13/16	3.31	2.68	0.79	\$ 75.00
27NRFF75212NPT	B	2½" x 2½" NPT	6	1.723	0.0632	2½" = > 75 mm	2½" NPT	0.93	2.40	4.33	13/16	3.50	3.03	0.98	\$ 130.00
27NRFF903NPT	B	3" x 3" NPT	6	3.043	0.6689	3" = > 90 mm	3" NPT	1.02	2.95	5.08	15/16	3.90	3.74	0.91	\$ 190.00
27NRFF1104NPT	B	3½" x 4" NPT	1	4.620	0.2924	3½" = > 110 mm	4" NPT	1.09	3.92	6.30	17/16	4.37	4.72	1.18	\$ 325.00
27NRFF1254NPT	C	4" x 4" NPT	2	4.758	0.3344	4" = > 125 mm	4" NPT	1.09	3.92	6.30	19/16	4.55	4.72	1.18	\$ 350.00

These parts are available with elongated ends for use with electrofusion or butt fusion upon request



FEMALE THREADED ADAPTER W/NPT STANDARD BRASS SOCKET FUSION


Material: PP-RCT - Brass
Range: ½" x ½" NPT ÷ 4" x 3½" NPT



Code	Type	Size	Carton Qty	Weight lb/p.	Volume ft ³ /p.	ND	Thread	L Thread min	D1	D	WD	L	CH	LCH	Price Each
27NRFF2012NPTL	A	½" x ½" NPT	90	0.141	0.0042	½" = > 20 mm	½" NPT	0.53	0.56	1.46	9/16	1.58	-	-	\$ 7.00
27NRFF2034NPTL	A	½" x ¾" NPT	60	0.226	0.0064	½" = > 20 mm	¾" NPT	0.55	0.71	1.69	9/16	1.81	-	-	\$ 8.00
27NRFF2512NPTL	A	¾" x ½" NPT	70	0.141	0.0053	¾" = > 25 mm	½" NPT	0.53	0.56	1.46	5/8	1.61	-	-	\$ 7.00
27NRFF2534NPTL	A	¾" x ¾" NPT	60	0.215	0.0064	¾" = > 25 mm	¾" NPT	0.55	0.71	1.65	5/8	1.81	-	-	\$ 8.00
27NPGHF2534NHL*	A	¾" x ¾" GHT	60	0.215	0.0064	¾" = > 25 mm	¾" GHT	0.56	0.73	1.65	5/8	1.81	-	-	\$ 25.00
27NRFF3234NPTL	A	1" x ¾" NPT	50	0.264	0.0078	1" = > 32 mm	¾" NPT	0.55	0.71	1.79	11/16	2.03	-	-	\$ 10.00
27NRFF321NPTL	A	1" x 1" NPT	40	0.385	0.0095	1" = > 32 mm	1" NPT	0.66	0.95	2.13	11/16	2.05	-	-	\$ 19.00
27NRFF401NPTL	C	1¼" x 1" NPT	150	0.513	0.0127	1¼" = > 40 mm	1" NPT	0.66	0.95	2.20	13/16	2.64	1.50	0.59	\$ 20.00
27NRFF40114NPTL	B	1¼" x 1¼" NPT	20	0.682	0.0191	1¼" = > 40 mm	1¼" NPT	0.68	1.30	2.56	13/16	2.72	1.81	0.59	\$ 33.00
27NRFF50114NPTL	D	1½" x 1¼" NPT	18	0.530	0.0212	1½" = > 50 mm	1¼" NPT	0.59	1.30	2.68	13/16	2.80	1.93	0.59	\$ 33.00
27NRFF50112NPTL	B	1½" x 1½" NPT	18	0.530	0.0212	1½" = > 50 mm	1½" NPT	0.68	1.56	2.95	15/16	2.84	2.17	0.59	\$ 35.00
27NRFF63112NPTL	D	2" x 1½" NPT	15	1.071	0.0254	2" = > 63 mm	1½" NPT	0.59	1.57	3.39	1-1/16	2.95	2.28	0.59	\$ 40.00
27NRFF632NPTL	B	2" x 2" NPT	12	1.247	0.0318	2" = > 63 mm	2" NPT	0.70	1.97	3.62	1-1/16	3.15	2.56	0.79	\$ 60.00
27NRFF752NPTL	D	2½" x 2" NPT	8	1.723	0.0632	2½" = > 75 mm	2" NPT	0.79	1.97	3.98	1-3/16	3.31	2.68	0.79	\$ 70.00
27NRFF75212NPTL	B	2½" x 2½" NPT	6	1.723	0.0600	2½" = > 75 mm	2½" NPT	0.93	2.50	4.33	1-3/16	3.50	3.15	0.79	\$ 90.00
27NRFF903NPTL	B	3" x 3" NPT	6	3.043	0.0668	3" = > 90 mm	3" NPT	1.02	2.95	5.08	1-5/16	3.90	3.74	0.91	\$ 120.00
27NRFF1104NPTL	B	3½" x 4" NPT	2	4.488	0.1871	3½" = > 110 mm	4" NPT	1.09	3.92	6.30	1-7/16	4.37	4.72	1.18	\$ 252.50
27NRFF1254NPTL	C	4" x 4" NPT	2	4.620	0.3319	4" = > 125 mm	4" NPT	1.09	3.92	6.30	1-9/16	4.55	4.72	1.18	\$ 281.50

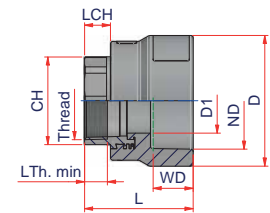
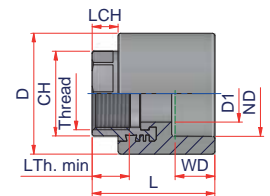
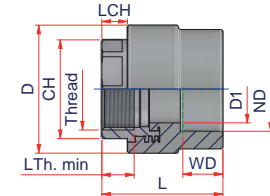
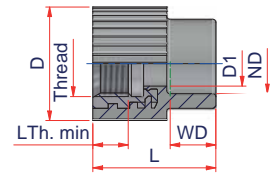
* Part 27NPGHF2534NHL is a female garden hose adapter.

These parts are available with elongated ends for use with electrofusion or butt fusion upon request



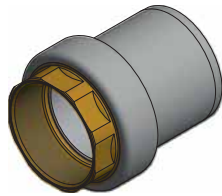
FEMALE THREADED ADAPTER W/NPT STAINLESS STEEL SOCKET FUSION

Material: PP-RCT- Stainless Steel
Range: ½"x ½"NPT ÷ 4"x 3½"NPT



Code	Type	Size	Carton Qty	Weight lb/p.	Volume ft ³ /p.	ND	Thread	L Thread min	D1	D	WD	L	CH	LCH	Price Each
27NRFF2012SSNPT	A	½"x ½"NPT	70	0.138	0.0053	½" => 20 mm	½"NPT	0.53	0.56	1.46	9/16	1.58	-	-	\$ 37.50
27NRFF2034SSNPT	A	½"x ¾"NPT	60	0.226	0.0064	½" => 20 mm	¾"NPT	0.55	0.71	1.69	9/16	1.81	-	-	\$ 45.00
27NRFF2512SSNPT	A	¾"x ½"NPT	70	0.141	0.0042	¾" => 25 mm	½"NPT	0.53	0.56	1.46	5/8	1.61	-	-	\$ 37.50
27NRFF2534SSNPT	A	¾"x ¾"NPT	60	0.214	0.0064	¾" => 25 mm	¾"NPT	0.55	0.71	1.65	5/8	1.81	-	-	\$ 45.00
27NRFF3234SSNPT	A	1"x ¾"NPT	40	0.259	0.0095	1" => 32 mm	¾"NPT	0.55	0.71	1.79	11/16	2.03	-	-	\$ 37.50
27NRFF321SSNPT	A	1"x 1"NPT	30	0.381	0.0127	1" => 32 mm	1"NPT	0.66	0.95	2.13	11/16	2.05	-	-	\$ 87.50
27NRFF401SSNPT	C	1 ¼"x 1"NPT	32	0.479	0.0105	1¼" => 40 mm	1"NPT	0.66	0.95	2.20	13/16	2.64	1.50	0.59	\$ 90.00
27NRFF40114SSNPT	B	1 ¼"x 1 ¼"NPT	20	0.638	0.0145	1¼" => 40 mm	1¼"NPT	0.68	1.30	2.56	13/16	2.72	1.81	0.59	\$ 127.00
27NRFF50114SSNPT	D	1 ½"x 1 ¼"NPT	25	0.695	0.0152	1½" => 50 mm	1¼"NPT	0.59	1.30	2.68	15/16	2.80	1.93	0.59	\$ 127.00
27NRFF50112SSNPT	B	1 ½"x 1 ½"NPT	18	0.904	0.0212	1½" => 50 mm	1½"NPT	0.68	1.56	2.95	15/16	2.84	2.17	0.59	\$ 152.00
27NRFF63112SSNPT	D	2"x 1 ½"NPT	15	1.071	0.0254	2" => 63 mm	1½"NPT	0.59	1.57	3.39	1-1/16	2.95	2.28	0.59	\$ 152.00
27NRFF632SSNPT	B	2"x 2"NPT	12	1.247	0.0318	2" => 63 mm	2"NPT	0.70	1.97	3.62	1-1/16	3.15	2.56	0.79	\$ 290.00
27NRFF752SSNPT	D	2 ½"x 2"NPT	8	1.430	0.0459	2½" => 75 mm	2"NPT	0.79	1.97	3.98	1-3/16	3.31	2.68	0.79	\$ 325.00
27NRFF75212SSNPT	B	2 ½"x 2 ½"NPT	6	1.723	0.0632	2½" => 75 mm	2½"NPT	0.93	2.50	4.33	1-3/16	3.50	3.15	0.79	\$ 485.00
27NRFF903SSNPT	B	3"x 3"NPT	6	3.043	0.0667	3" => 90 mm	3"NPT	1.02	2.95	5.08	1-5/16	3.90	3.74	0.91	\$ 725.00
27NRFF1104SSNPT	B	3½"x 4"NPT	2	4.510	0.1871	3½" => 110 mm	4"NPT	1.09	3.92	6.30	1-7/16	4.37	4.72	1.18	\$ 995.00
27NRFF1254SSNPT	C	4"x 4"NPT	2	4.758	0.3344	4" => 125 mm	4"NPT	1.09	3.92	6.30	1-9/16	4.55	4.72	1.18	\$ 1,125.00

These parts are available with elongated ends for use with electrofusion or butt fusion upon request

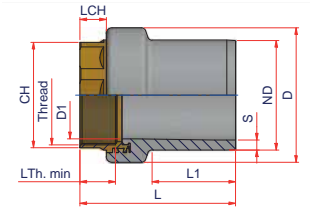


FEMALE THREADED ADAPTER W/NPT LEAD FREE BRASS LONG SPIGOT


Material: PP-RCT - Brass

Range: 1/2" x 1/2" NPT ÷ 4" x 3 1/2" NPT

Note: For butt fusion or electrofusion welding

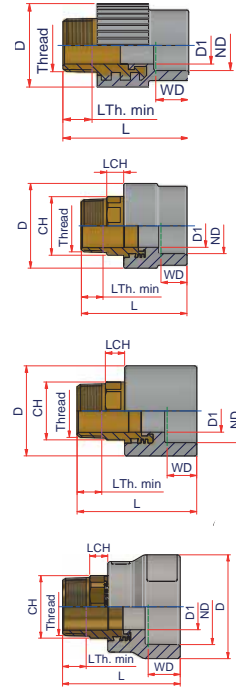


Code	SDR	Size	Carton Qty	Weight lb/p.	Volume ft ³ /p.	ND	S	Thread	L Thread min	D1	D	L1	L	CH	LCH	Price Each
27NRFF732012NPT	7.3	1/2" x 1/2" NPT	1	-	-	1/2" = > 20 mm	0.12	1/2" NPT	0.67	0.51	1.46	1.73	3.31	0.98	0.43	\$ 26.00
27NRFF732534NPT	7.3	3/4" x 3/4" NPT	1	-	-	3/4" = > 25 mm	0.12	3/4" NPT	0.71	0.71	1.61	1.73	3.39	1.18	0.47	\$ 30.00
27NRFF93234NPT	9	1" x 3/4" NPT	1	-	-	1" = > 32 mm	0.12	3/4" NPT	0.71	1.02	1.97	1.89	3.45	1.18	0.47	\$ 36.00
27NRFF9321NPT	9	1" x 1" NPT	1	-	-	1" = > 32 mm	0.12	1" NPT	0.83	0.94	1.97	1.89	3.58	1.50	0.51	\$ 50.00
27NRFF11401NPT	11	1 1/4" x 1" NPT	1	-	-	1 1/4" = > 40 mm	0.15	1" NPT	0.83	0.94	1.97	2.09	3.74	1.50	0.51	\$ 60.00
27NRFF1140114NPT	11	1 1/4" x 1 1/4" NPT	1	-	-	1 1/4" = > 40 mm	0.15	1 1/4" NPT	0.68	1.27	2.52	2.09	3.94	1.93	0.55	\$ 65.00
27NRFF1150112NPT	11	1 1/2" x 1 1/2" NPT	1	-	-	1 1/2" = > 50 mm	0.18	1 1/2" NPT	0.75	1.50	2.76	2.40	4.25	2.17	0.59	\$ 70.00
27NRFF11502NPT	11	1 1/2" x 2" NPT	1	-	-	1 1/2" = > 50 mm	0.18	2" NPT	0.70	1.61	3.31	2.40	4.53	2.56	0.79	\$ 85.00
27NRFF1163112NPT	11	2" x 1 1/2" NPT	1	-	-	2" = > 63 mm	0.23	1 1/2" NPT	0.68	2.02	2.79	2.72	4.64	2.16	0.59	\$ 80.00
27NRFF11632NPT	11	2" x 2" NPT	1	-	-	2" = > 63 mm	0.23	2" NPT	0.93	1.93	3.31	2.72	4.80	2.56	0.79	\$ 90.00
27NRFF1175212NPT	11	2 1/2" x 2 1/2" NPT	1	-	-	2 1/2" = > 75 mm	0.27	2 1/2" NPT	1.19	2.36	4.21	2.99	5.43	3.15	0.98	\$ 285.00
27NRFF11903NPT	11	3" x 3" NPT	1	-	-	3" = > 90 mm	0.32	3" NPT	1.31	2.80	4.69	3.43	6.02	3.74	0.94	\$ 325.00
27NRFF111104NPT	11	3 1/2" x 4" NPT	1	-	-	3 1/2" = > 110 mm	0.39	4" NPT	1.55	3.54	6.02	3.35	5.31	4.72	1.18	\$ 350.00
27NRFF111254NPT	11	4" x 4" NPT	1	-	-	4" = > 125 mm	0.45	4" NPT	1.55	3.90	6.02	3.74	6.97	4.72	1.18	\$ 350.00




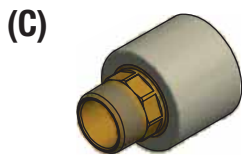
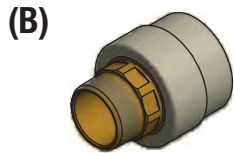
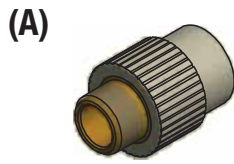
MALE THREADED ADAPTER W/NPT LEAD FREE BRASS SOCKET FUSION

Material: PP-RCT - Brass
Range: ½"x ½"NPT ÷ 4"x 3½"NPT



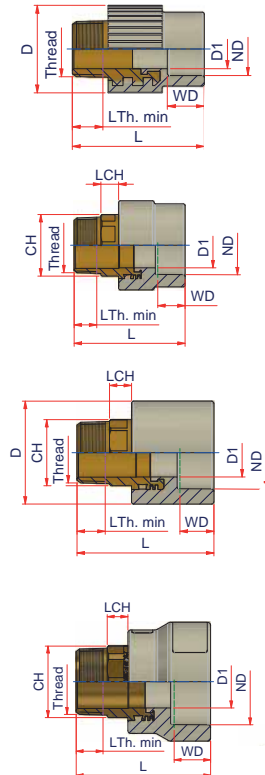
Code	Type	Size	Carton Qty	Weight lb/p.	Volume ft ³ /p.	ND	Thread	L Thread min	D1	D	WD	L	CH	LCH	Price Each
27NRFM2012NPT	A	½"x ½"NPT	70	0.220	0.0042	½" = > 20 mm	½"NPT	0.53	0.56	1.46	9/16	2.17	-	-	\$ 10.00
27NRFMC2012NPT	B	½"x ½"NPT	1	-	-	½" = > 20 mm	½"NPT	0.54	3.92	6.30	19/16	6.00	4.53	1.18	\$ 18.00
27NRFM2034NPT	A	½"x ¾"NPT	50	0.321	0.0060	½" = > 20 mm	¾"NPT	0.55	0.71	1.69	9/16	2.48	-	-	\$ 14.00
27NRFM2512NPT	A	¾"x ½"NPT	70	0.213	0.0053	¾" = > 25 mm	½"NPT	0.53	0.56	1.46	5/8	2.21	-	-	\$ 10.00
27NRFMC2512NPT	B	¾"x ½"NPT	1	-	-	¾" = > 25 mm	½"NPT	0.53	0.56	1.46	5/8	2.64	0.87	0.43	\$ 18.00
27NRFM2534NPT	A	¾"x ¾"NPT	60	0.304	0.0064	¾" = > 25 mm	¾"NPT	0.55	0.71	1.65	5/8	2.44	-	-	\$ 15.00
27NRFMC2534NPT	B	¾"x ¾"NPT	1	-	-	¾" = > 25 mm	¾"NPT	0.55	0.73	1.65	5/8	2.95	1.14	0.47	\$ 23.00
27NRFM3234NPT	A	1"x ¾"NPT	26	0.61	0.0113	1" = > 32 mm	¾"NPT	0.55	0.71	1.79	11/16	2.70	-	-	\$ 18.00
27NRFM321NPT	A	1"x 1"NPT	26	0.609	0.0145	1" = > 32 mm	1"NPT	0.68	0.95	2.13	11/16	2.80	-	-	\$ 25.00
27NRFMC321NPT	B	1"x 1"NPT	1	-	-	1" = > 32 mm	1"NPT	0.68	0.95	2.13	11/16	3.31	1.34	0.51	\$ 50.00
27NRFM401NPT	C	1¼"x 1"NPT	20	0.649	0.0191	1¼" = > 40 mm	1"NPT	0.68	0.95	2.21	13/16	3.39	1.34	0.51	\$ 25.00
27NRFM40114NPT	B	1¼"x 1¼"NPT	15	0.821	0.0194	1¼" = > 40 mm	1¼"NPT	0.71	1.30	2.56	13/16	3.58	1.65	0.59	\$ 37.50
27NRFM50114NPT	D	1½"x 1¼"NPT	15	0.909	0.0254	1½" = > 50 mm	1¼"NPT	0.75	1.30	2.68	15/16	3.66	1.77	0.59	\$ 37.50
27NRFM50112NPT	B	1½"x 1½"NPT	10	1.100	0.0381	1½" = > 50 mm	1½"NPT	0.72	1.50	2.95	15/16	3.68	1.97	0.59	\$ 50.00
27NRFM63112NPT	D	2"x 1½"NPT	10	1.298	0.0381	2" = > 63 mm	1½"NPT	0.77	1.50	3.39	11/16	3.84	2.05	0.59	\$ 55.00
27NRFM632NPT	B	2"x 2"NPT	10	1.716	0.0381	2" = > 63 mm	2"NPT	0.76	1.95	3.62	11/16	4.13	2.36	0.71	\$ 75.00
27NRFM752NPT	D	2½"x 2"NPT	6	1.890	0.0632	2½" = > 75 mm	2"NPT	0.94	1.95	3.98	13/16	4.29	2.52	0.71	\$ 80.00
27NRFM75212NPT	B	2½"x 2½"NPT	4	2.585	0.0950	2½" = > 75 mm	2½"NPT	1.14	2.40	4.33	13/16	4.51	2.99	0.79	\$ 110.00
27NRFM903NPT	B	3"x 3"NPT	2	4.070	0.1462	3" = > 90 mm	3"NPT	1.20	2.95	5.08	15/16	5.08	3.54	0.91	\$ 130.00
27NRFM1104NPT	B	3½"x 4"NPT	1	6.600	0.3319	3½" = > 110 mm	4"NPT	1.30	3.92	6.30	17/16	5.83	4.53	1.18	\$ 440.00
27NRFM1254NPT	C	4"x 4"NPT	2	6.710	0.2963	4" = > 125 mm	4"NPT	1.30	3.92	6.30	19/16	6.00	4.53	1.18	\$ 495.00

These parts are available with elongated ends for use with electrofusion or butt fusion upon request



MALE THREADED ADAPTER W/NPT STANDARD BRASS SOCKET FUSION


Material: PP-RCT - Brass
Range: 1/2" x 1/2" NPT ÷ 4" x 4" NPT



Code	Type	Size	Carton Qty	Weight lb/p.	Volume ft ³ /p.	ND	Thread	L Thread min	D1	D	WD	L	CH	LCH	Price Each
27NRFM2012NPTL	A	1/2" x 1/2" NPT	70	0.220	0.0053	1/2" = > 20 mm	1/2" NPT	0.53	0.56	1.46	9/16	2.17	-	-	\$ 9.00
27NRFM2034NPTL	A	1/2" x 3/4" NPT	50	0.321	0.0078	1/2" = > 20 mm	3/4" NPT	0.55	0.71	1.69	9/16	2.48	-	-	\$ 10.00
27NRFM2512NPTL	A	3/4" x 1/2" NPT	80	0.215	0.0046	3/4" = > 25 mm	1/2" NPT	0.53	0.56	1.46	5/8	2.21	-	-	\$ 10.00
27NRFM2534NPTL	A	3/4" x 3/4" NPT	60	0.312	0.0064	3/4" = > 25 mm	3/4" NPT	0.55	0.71	1.65	5/8	2.44	-	-	\$ 10.00
27NPGHM2534NHL*	A	3/4" x 3/4" GHT	60	0.312	0.0064	3/4" = > 25 mm	3/4" NH	0.56	0.73	1.65	5/8	2.37	-	-	\$ 25.00
27NRFM3234NPTL	A	1" x 3/4" NPT	50	0.339	0.0078	1" = > 32 mm	3/4" NPT	0.55	0.71	1.79	11/16	2.70	-	-	\$ 12.00
27NRFM321NPTL	A	1" x 1" NPT	30	0.601	0.0127	1" = > 32 mm	1" NPT	0.68	0.95	2.13	11/16	2.80	-	-	\$ 20.00
27NRFM401NPTL	C	1 1/4" x 1" NPT	30	0.590	0.0127	1 1/4" = > 40 mm	1" NPT	0.68	0.95	2.21	13/16	3.39	1.34	0.51	\$ 20.00
27NRFM40114NPTL	B	1 1/4" x 1 1/4" NPT	15	0.821	0.0254	1 1/4" = > 40 mm	1 1/4" NPT	0.71	1.30	2.56	13/16	3.58	1.65	0.59	\$ 32.00
27NRFM50114NPTL	D	1 1/2" x 1 1/4" NPT	15	0.909	0.0254	1 1/2" = > 50 mm	1 1/4" NPT	0.75	1.30	2.68	15/16	3.66	1.77	0.59	\$ 32.00
27NRFM50112NPTL	B	1 1/2" x 1 1/2" NPT	10	1.100	0.0381	1 1/2" = > 50 mm	1 1/2" NPT	0.72	1.50	2.95	15/16	3.68	1.97	0.59	\$ 45.00
27NRFM63112NPTL	D	2" x 1 1/2" NPT	10	1.298	0.0381	2" = > 63 mm	1 1/2" NPT	0.77	1.50	3.39	11/16	3.84	2.05	0.59	\$ 50.00
27NRFM632NPTL	B	2" x 2" NPT	6	1.723	0.0487	2" = > 63 mm	2" NPT	0.76	1.95	3.62	11/16	4.13	2.36	0.71	\$ 65.00
27NRFM752NPTL	D	2 1/2" x 2" NPT	4	2.805	0.0950	2 1/2" = > 75 mm	2" NPT	0.94	1.95	3.98	13/16	4.29	2.52	0.71	\$ 70.00
27NRFM75212NPTL	B	2 1/2" x 2 1/2" NPT	4	2.805	0.0950	2 1/2" = > 75 mm	2 1/2" NPT	1.14	2.50	4.33	13/16	4.41	3.15	0.79	\$ 90.00
27NRFM903NPTL	B	3" x 3" NPT	2	4.070	0.1462	3" = > 90 mm	3" NPT	1.20	2.95	5.08	15/16	5.08	3.54	0.91	\$ 120.00
27NRFM1104NPTL	B	3 1/2" x 4" NPT	1	6.680	0.3800	3 1/2" = > 110 mm	4" NPT	1.30	3.92	6.30	17/16	5.83	4.53	1.18	\$ 300.00
27NRFM1254NPTL	C	4" x 4" NPT	2	6.655	0.3319	4" = > 125 mm	4" NPT	1.30	3.92	6.30	19/16	6.00	4.53	1.18	\$ 300.00

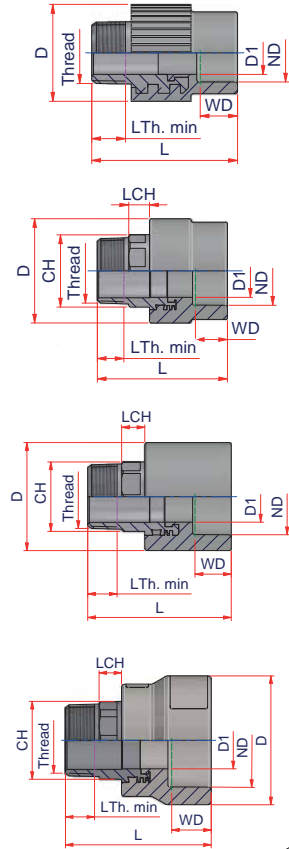
* Part 27NPGHM2534NHL is a male garden hose adapter.

These parts are available with elongated ends for use with electrofusion or butt fusion upon request



MALE THREADED ADAPTER W/NPT STAINLESS STEEL SOCKET FUSION

Material: PP-RCT - Stainless Steel
Range: ½" x ½" NPT ÷ 4" x 3½" NPT



Code	Type	Size	Carton Qty	Weight lb/p.	Volume ft³/p.	ND	Thread	L Thread min	D1	D	WD	L	CH	LCH	Price Each
27NRFM2012SSNPT	A	½" x ½" NPT	90	0.204	0.0042	½" = > 20 mm	½" NPT	0.53	0.56	1.46	9/16	2.17	-	-	\$ 40.00
27NRFM2034SSNPT	A	½" x ¾" NPT	50	0.321	0.0035	½" = > 20 mm	¾" NPT	0.55	0.71	1.69	9/16	2.48	-	-	\$ 45.00
27NRFM2512SSNPT	A	¾" x ½" NPT	70	0.215	0.0046	¾" = > 25 mm	½" NPT	0.53	0.56	1.46	5/8	2.21	-	-	\$ 40.00
27NRFM2534SSNPT	A	¾" x ¾" NPT	60	0.304	0.0064	¾" = > 25 mm	¾" NPT	0.55	0.71	1.65	5/8	2.44	-	-	\$ 45.00
27NRFM3234SSNPT	A	1" x ¾" NPT	40	0.349	0.0074	1" = > 32 mm	¾" NPT	0.55	0.71	1.79	11/16	2.70	-	-	\$ 45.00
27NRFM321SSNPT	A	1" x 1" NPT	26	0.341	0.0074	1" = > 32 mm	1" NPT	0.68	0.95	2.13	11/16	2.80	-	-	\$ 179.75
27NRFM401SSNPT	C	1¼" x 1" NPT	20	0.649	0.0191	1¼" = > 40 mm	1" NPT	0.68	0.95	2.21	13/16	3.39	1.34	0.51	\$ 185.75
27NRFM40114SSNPT	B	1¼" x 1¼" NPT	15	0.836	0.0194	1¼" = > 40 mm	1¼" NPT	0.71	1.30	2.56	13/16	3.58	1.65	0.59	\$ 232.75
27NRFM50114SSNPT	D	1½" x 1¼" NPT	15	0.865	0.0194	1½" = > 50 mm	1¼" NPT	0.75	1.30	2.68	15/16	3.66	1.77	0.59	\$ 241.00
27NRFM50112SSNPT	B	1½" x 1½" NPT	13	1.100	0.0226	1½" = > 50 mm	1½" NPT	0.72	1.50	2.95	15/16	3.68	1.97	0.59	\$ 262.75
27NRFM63112SSNPT	D	2" x 1½" NPT	6	1.298	0.0381	2" = > 63 mm	1½" NPT	0.77	1.50	3.39	11/16	3.84	2.05	0.59	\$ 270.00
27NRFM632SSNPT	B	2" x 2" NPT	10	1.166	0.0381	2" = > 63 mm	2" NPT	0.76	1.95	3.62	11/16	4.13	2.36	0.71	\$ 315.00
27NRFM752SSNPT	D	2½" x 2" NPT	6	1.890	0.0632	2½" = > 75 mm	2" NPT	0.94	1.95	3.98	13/16	4.29	2.52	0.71	\$ 325.00
27NRFM75212SSNPT	B	2½" x 2½" NPT	4	2.805	0.0950	2½" = > 75 mm	2½" NPT	1.14	2.50	4.33	13/15	4.41	3.15	0.79	\$ 485.00
27NRFM903SSNPT	B	3" x 3" NPT	2	4.070	0.1462	3" = > 90 mm	3" NPT	1.20	2.95	5.08	15/15	5.08	3.54	0.91	\$ 725.00
27NRFM1104SSNPT	B	3½" x 4" NPT	1	6.655	0.3319	3½" = > 110 mm	4" NPT	1.30	3.92	6.30	17/15	5.83	4.53	1.18	\$ 995.00
27NRFM1254SSNPT	C	4" x 4" NPT	2	6.6710	0.2931	4" = > 125 mm	4" NPT	1.30	3.92	6.30	19/16	6.00	4.53	1.18	\$ 1,125.00

These parts are available with elongated ends for use with electrofusion or butt fusion upon request



**LEAD FREE
BRASS**



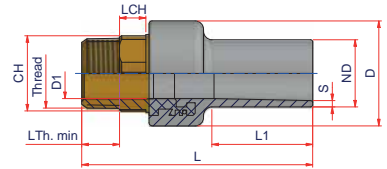
MALE THREADED ADAPTER W/NPT LEAD FREE BRASS LONG SPIGOT

Material: PP-RCT- Brass

Range: ½" x ½" NPT ÷ 4" x 3½" NPT

Note: For butt fusion or electrofusion welding

**ADVICE FOR
INSTALLATION**



Code	SDR	Size	Carton Qty	Weight lb/p.	Volume ft ³ /p.	ND	S	Thread	L Thread min	D1	D	L1	L	CH	LCH	Price Each
27NRFM732012NPT	7.3	½" x ½" NPT	1	-	-	½" => 20 mm	0.12	½" NPT	0.52	0.51	1.42	1.73	3.94	0.87	0.43	\$ 26.00
27NRFM732534NPT	7.3	¾" x ¾" NPT	1	-	-	¾" => 25 mm	0.12	¾" NPT	0.57	0.71	1.61	1.73	4.06	1.06	0.47	\$ 30.00
27NRFM93234NPT	9	1" x ¾" NPT	1	-	-	1" => 32 mm	0.12	¾" NPT	0.57	0.71	1.61	1.85	4.06	1.06	0.47	\$ 36.00
27NRFM9321NPT	9	1" x 1" NPT	1	-	-	1" => 32 mm	0.12	1" NPT	0.66	0.94	1.97	1.89	4.33	1.34	0.51	\$ 50.00
27NRFM11401NPT	11	1 ¼" x 1" NPT	1	-	-	1 ¼" => 40 mm	0.12	1" NPT	0.66	0.94	1.97	2.17	4.53	1.34	0.51	\$ 60.00
27NRFM1140114NPT	11	1 ¼" x 1 ¼" NPT	1	-	-	1 ¼" => 40 mm	0.12	1 ¼" NPT	0.75	1.22	2.48	2.09	4.88	1.65	0.59	\$ 65.00
27NRFM1150112NPT	11	1 ½" x 1 ½" NPT	1	-	-	1 ½" => 50 mm	0.15	1 ½" NPT	0.75	1.50	2.76	2.40	5.16	1.97	0.59	\$ 70.00
27NRFM11502NPT	11	1 ½" x 2" NPT	1	-	-	1 ½" => 50 mm	0.15	2" NPT	0.92	1.50	3.27	2.40	5.51	2.36	0.71	\$ 85.00
27NRFM1163112NPT	11	2" x 1 ½" NPT	1	-	-	2" => 63 mm	0.15	1 ½" NPT	0.75	1.93	3.27	2.72	5.63	1.97	0.59	\$ 80.00
27NRFM11632NPT	11	2" x 2" NPT	1	-	-	2" => 63 mm	0.15	2" NPT	0.92	1.93	3.27	2.72	5.79	2.36	0.71	\$ 90.00
27NRFM1175212NPT	11	2 ½" x 2 ½" NPT	1	-	-	2 ½" => 75 mm	0.18	2 ½" NPT	1.05	2.36	4.21	3.15	6.42	3.15	0.79	\$ 285.00
27NRFM11903NPT	11	3" x 3" NPT	1	-	-	3" => 90 mm	0.32	3" NPT	1.17	2.80	4.65	3.43	7.20	3.54	0.91	\$ 325.00
27NRFM111104NPT	11	3 ½" x 4" NPT	1	-	-	3 ½" => 110 mm	0.39	4" NPT	1.41	3.54	6.02	3.35	7.95	4.53	1.18	\$ 350.00
27NRFM111254NPT	11	4" x 4" NPT	1	-	-	4" => 125 mm	0.45	4" NPT	1.41	3.90	6.02	3.74	8.43	4.53	1.18	\$ 350.00

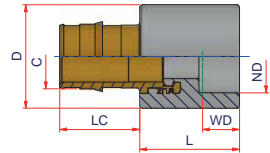
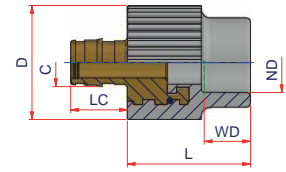


(A)



PEX ADAPTER (COLD EXPANSION - ASTM F 1960) SOCKET FUSION

Material: PP-RCT -Brass
Range: 1/2" x 1/2" ÷ 1 1/2" x 2"



(B)

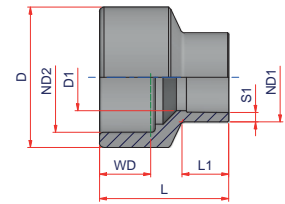


Code	Type	Size	Carton Qty	Weight lb/p.	Volume ft ³ /p.	ND	C	LC	D	WD	L	Price Each
27NPR1220	A	1/2" x 1/2"	70	0.215	0.0035	1/2" = > 20 mm	1/2"	0.73	1.46	9/16	1.57	\$ 13.20
27NPR5825	A	3/4" x 5/8"				3/4" = > 25 mm	5/8"	0.87	1.46	5/8	1.61	\$ 16.50
27NPR1225	A	3/4" x 1/2"	60	0.220	0.0035	3/4" = > 25 mm	1/2"	0.73	1.46	5/8	1.61	\$ 15.00
27NPR3425	A	3/4" x 3/4"	40	0.313	0.0070	3/4" = > 25 mm	3/4"	0.96	1.65	5/8	1.81	\$ 16.50
27NPR0132	A	1" x 1"	30	0.481	0.0105	1" = > 32 mm	1"	1.20	2.13	11/16	2.05	\$ 27.50
27NPR11432	A	1" x 1 1/4"	1	-	-	1" = > 32 mm	1 1/4"	1.44	2.13	11/16	2.05	\$ 80.00
27NPR11240	B	1 1/4" x 1 1/2"	1	-	-	1 1/4" = > 40 mm	1 1/2"	1.70	2.20	13/16	2.13	\$ 80.00
27NPR0250	B	1 1/2" x 2"	1	-	-	1 1/2" = > 50 mm	2"	2.13	2.95	15/16	2.21	\$ 110.00



REDUCING BUSHING SOCKET FUSION

Material: PP-RCT
Range: 1" x 1 1/4" and 1 1/4" x 1 1/2"
Note: for article 27NPR11432 and 27NPR11240



Code	Size	Carton Qty	Weight lb/p.	Volume ft ³ /p.	ND1	S1	ND2	D1	D	WD	L1	L	Price Each
27NR40F32M	1" x 1 1/4"	1	-	-	1" = > 32 mm	0.14	1 1/4" = > 40 mm	0.83	1.97	11/16	0.77	2.01	\$ 10.00
27NR50F40M	1 1/4" x 1 1/2"	1	-	-	1 1/4" = > 40 mm	0.18	1 1/2" = > 50 mm	1.18	2.48	13/16	0.83	2.28	\$ 15.00

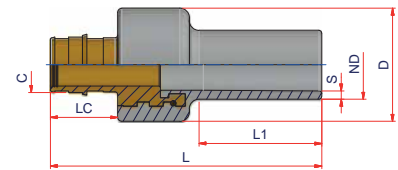


PEX ADAPTER (COLD EXPANSION - ASTM F 1960) LONG SPIGOT

Material: PP-RCT - Brass

Range: 1/2" x 1/2" ÷ 1 1/2" x 2"

Note: For butt fusion or electrofusion welding



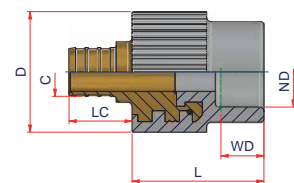
Code	Size	Carton Qty	Weight lb/p.	Volume ft ³ /p.	ND	S	C	LC	L1	L	D	Price Each
27NPR731220	1/2" x 1/2"	1	-	-	1/2" = > 20 mm	0.12	1/2"	0.72	1.75	3.65	1.42	\$ 15.00
27NPR731225	3/4" x 1/2"	1	-	-	3/4" = > 25 mm	0.14	1/2"	0.72	1.81	3.64	1.46	\$ 17.00
27NPR733425	3/4" x 3/4"	1	-	-	3/4" = > 25 mm	0.14	3/4"	0.96	1.75	3.87	1.61	\$ 18.50
27NPR110132	1" x 1"	1	-	-	1" = > 32 mm	0.12	1"	1.20	1.89	4.27	1.97	\$ 31.00
27NPR1111432	1" x 1 1/4"	1	-	-	1" = > 32 mm	0.12	1 1/4"	1.44	1.89	4.52	1.97	\$ 80.00
27NPR1111240	1 1/4" x 1 1/2"	1	-	-	1 1/4" = > 40 mm	0.15	1 1/2"	1.70	2.17	4.97	1.97	\$ 80.00
27NPR110250	1 1/2" x 2"	1	-	-	1 1/2" = > 50 mm	0.18	2"	2.15	2.40	5.89	2.76	\$ 110.00



PEX ADAPTER (CRIMP RING - ASTM F 1807) WITH SOCKET ENDS

Material: PP-RCT - Brass

Range: 1/2" x 1/2" ÷ 1" x 1"



Code	Size	Carton Qty	Weight lb/p.	Volume ft ³ /p.	ND	C	LC	D	WD	L	Price Each
27NPRCR1220	1/2" x 1/2"	70	0.215	0.0035	1/2" = > 20 mm	1/2"	0.83	1.46	9/16	1.57	\$ 13.20
27NPRCR1225	3/4" x 1/2"	60	0.220	0.0035	3/4" = > 25 mm	1/2"	0.83	1.46	5/8	1.61	\$ 15.00
27NPRCR3425	3/4" x 3/4"	40	0.313	0.0070	3/4" = > 25 mm	3/4"	0.87	1.65	5/8	1.81	\$ 16.50
27NPRCR0132	1" x 1"	30	0.481	0.0105	1" = > 32 mm	1"	1.06	2.13	11/16	2.05	\$ 27.50

These parts are available with elongated ends for use with electrofusion or butt fusion upon request.

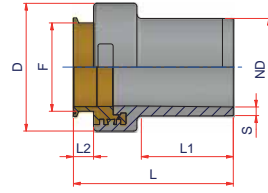


(A)

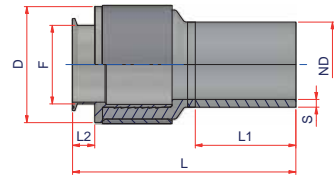


EZ-FIT ADAPTER LONG SPIGOT - SDR11

Material: PP-RCT -Brass
Range: 1½" x 2" ÷ 3½" x 4"



(B)



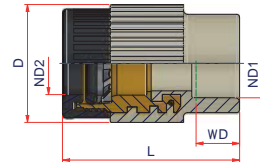
Code	Type	Size	Carton Qty	Weight lb/p.	Volume ft ³ /p.	ND	Flare	S	D	L1	L	L2	Price Each
27NREZ11502	A	1½" x 2"	1	-	-	1½" => 50 mm	EZ 2"	0.18	3.27	2.40	4.25	0.51	\$ 90.00
27NREZ11632	A	2" x 2"	1	-	-	2" => 63 mm	EZ 2"	0.23	3.27	2.72	4.57	0.51	\$ 90.00
27NREZ11903	A	3" x 3"	1	-	-	3" => 90 mm	EZ 3"	0.32	4.65	3.35	5.08	0.74	\$ 190.00
7NREZ111104	B	3½" x 4"	1	-	-	3½" => 110 mm	EZ 4"	0.39	5.91	5.12	11.36	1.12	\$ 300.00

(A)

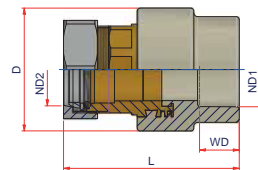


COPPER ADAPTER WITH SOCKET ENDS


Material: Type A > PP-RCT - PPSU - Brass
Type B > PP-RCT - Brass - NPT Brass
Range: ½" ÷ 1¼"



(B)




Code	Type	Size	Carton Qty	Weight lb/p.	Volume ft ³ /p.	ND1	ND2	D	WD	L	Price Each
27NCUA12C20L	A	½" x ½" CTS	60	0.215	0.0035	½" => 20 mm	1/2" CTS	1.46	9/16	2.24	\$ 13.00
27NCUA34C25L	A	¾" x ¾" CTS	40	0.313	0.0070	¾" => 25 mm	3/4" CTS	1.65	5/8	2.48	\$ 22.00
27NCUA01C32L	A	1" x 1" CTS	1	-	-	1" => 32 mm	1" CTS	2.13	11/16	2.95	\$ 40.00
27NCUA114C40L	B	1¼" x 1¼" CTS	1	-	-	1¼" => 40 mm	1"1/4 CTS	2.56	13/16	3.66	\$ 110.00



COPPER STUB OUT TRANSITION FITTING WITH SOCKET ENDS

Material: PP-RCT - PPSU - Brass - Copper
Range: 1/2" x 1/2" ÷ 1 1/4" x 1 1/4"

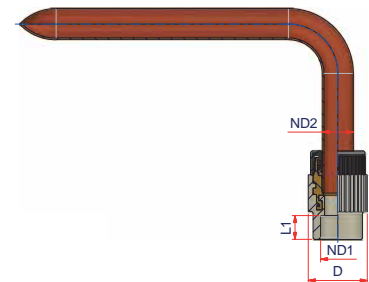


Code	Size	Carton Qty	Weight lb/p.	Volume ft ³ /p.	ND1	ND2	D	WD	Price Each
27NCUT12C20L	1/2" x 1/2"CTS	1	-	-	1/2" => 20 mm	1/2" CTS	1.46	9/16	\$ 20.00
27NCUT34C25L	3/4" x 3/4"CTS	1	-	-	3/4" => 25 mm	3/4" CTS	1.65	5/8	\$ 35.00
27NCUT1C32L	1" x 1"CTS	1	-	-	1" => 32 mm	1" CTS	2.13	11/16	\$ 60.00
27NCUT114C40L	1 1/4" x 1 1/4"CTS	1	-	-	1 1/4" => 40 mm	1 1/4" CTS	2.56	13/16	POA



COPPER STUB OUT ELBOW TRANSITION FITTING WITH SOCKET ENDS

Material: PP-RCT - PPSU - Brass - Copper
Range: 1/2" x 1/2" ÷ 1 1/4" x 1 1/4"



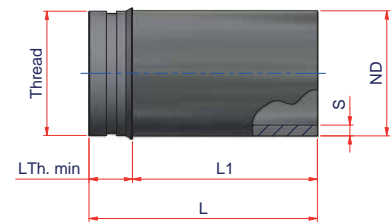
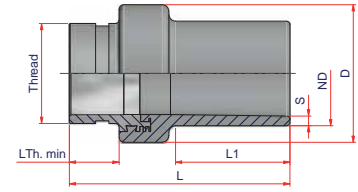
Code	Size	Carton Qty	Weight lb/p.	Volume ft ³ /p.	ND1	ND2	D	WD	Price Each
27NCUTC12C20L	1/2" x 1/2"CTS	1	-	-	1/2" => 20 mm	1/2" CTS	1.46	9/16	\$ 23.00
27NCUTC34C25L	3/4" x 3/4"CTS	1	-	-	3/4" => 25 mm	3/4" CTS	1.65	5/8	\$ 36.00
27NCUTC1C32L	1" x 1"CTS	1	-	-	1" => 32 mm	1" CTS	2.13	11/16	\$ 65.00
27NCUTC114C40L	1 1/4" x 1 1/4"CTS	1	-	-	1" => 32 mm	1 1/4" CTS	2.56	13/16	POA



GROOVED MECHANICAL ADAPTER LONG SPIGOT

Note: For materials of the metallic sleeve in each size,
please consult Nupi Americas
for available materials.

Range: 1 ½" x 1 ½" ÷ 12" x 12"

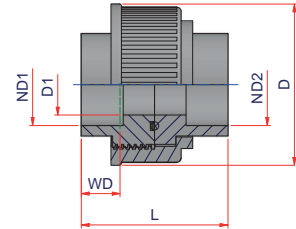


Code	Size	Carton Qty	Weight lb/p.	Volume ft³/p.	ND	S	Groove	L Thread min	L1	L	D	Price Each
27NRV5011	1 ½" x 1 ½"	1	-	-	1 ½" => 50 mm	0.18	1 ½" IPS	1.07	2.40	4.89	2.76	POA
27NRV6311	2" x 2"	1	-	-	2" => 63 mm	0.23	2" IPS	1.18	2.72	5.24	3.27	POA
27NRV7511	2 ½" x 2 ½"	1	-	-	2 ½" => 70 mm	0.27	2 ½" IPS	1.47	3.15	6.05	4.21	POA
27NRV9011	3" x 3"	1	-	-	3" => 90 mm	0.32	3" IPS	1.18	3.43	6.26	4.65	POA
27NRV11011	3 ½" x 4"	1	-	-	3 ½" => 110 mm	0.39	4" IPS	1.57	3.35	6.89	6.02	POA
27NRV12511	4" x 4"	1	-	-	4" => 125 mm	0.45	4" IPS	1.57	3.74	7.36	6.02	POA
27NRV16011	6" x 6"	1	-	-	6" => 160 mm	0.57	6" IPS	5	7.75	12.75	-	POA
27NRV20011	8" x 8"	1	-	-	8" => 200 mm	0.72	8" IPS	7	8.25	15.25	-	POA
27NRV25011	10" x 10"	1	-	-	10" => 250 mm	0.90	10" IPS	8	8.25	16.25	-	POA
27NRV31511	12" x 12"	1	-	-	12" => 315 mm	1.13	12" IPS	9	9.75	18.75	-	POA



ALL-PLASTIC UNIONS WITH SOCKET ENDS

Material: PP-RCT
 Range: 1/2" x 1/2" ÷ 2" x 2"
 Note: Only for cold water



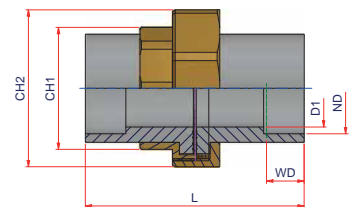
Code	Size	Carton Qty	Weight lb/p.	Volume ft ³ /p.	ND1	ND2	D1	D	WD	L	Price Each
27NBRF20	1/2" x 1/2"	-	-	-	1/2" => 20 mm	1/2" => 20 mm	0.55	2.09	9/16	2.87	\$ 40.00
27NBRF25	3/4" x 3/4"	26	0.19	0.0112	3/4" => 25 mm	3/4" => 25 mm	0.71	2.24	5/8	2.76	\$ 45.00
27NBRF32	1" x 1"	-	-	-	1" => 32 mm	1" => 32 mm	0.95	2.64	11/16	2.76	\$ 50.00
27NBRF40	1 1/4" x 1 1/4"	-	-	-	1 1/4" => 40 mm	1 1/4" => 40 mm	1.14	3.03	13/16	2.76	\$ 90.00
27NBRF50	1 1/2" x 1 1/2"	-	-	-	1 1/2" => 50 mm	1 1/2" => 50 mm	1.57	4.80	15/16	3.50	\$ 125.00
27NBRF63	2" x 2"	-	-	-	2" => 63 mm	2" => 63 mm	1.85	4.80	1 1/16	3.62	\$ 150.00

These parts are available with elongated ends for use with electrofusion or butt fusion upon request.



UNION W/STANDARD BRASS NUTS AND SOCKET ENDS

Material: PP-RCT - Brass
 Range: 1/2" x 1/2" ÷ 2" x 2"



Code	Size	Carton Qty	Weight lb/p.	Volume ft ³ /p.	ND	D1	WD	L	CH1	CH2	Price Each
27NCSJ2020	1/2" x 1/2"	50	0.427	0.0071	1/2"-1/2" => 20-20 mm	0.59	9/16	3.11	1.18	1.81	\$ 80.00
27NCSJ2525	3/4" x 3/4"	26	0.192	0.0113	3/4" x 3/4" => 25-25 mm	0.75	5/8	3.35	1.50	2.05	\$ 90.00
27NCSJ3232	1" x 1"	15	1.137	0.0254	1" x 1" => 32-32 mm	1.02	11/16	4.17	1.97	2.68	\$ 115.00
27NCSJ4040	1 1/4" x 1 1/4"	9	1.613	0.0424	1 1/4" x 1 1/4" => 40-40 mm	1.30	13/16	4.72	2.12	3.15	\$ 175.00
27NCSJ5050	1 1/2" x 1 1/2"	5	2.684	0.0759	1 1/2" x 1 1/2" => 50-50 mm	1.69	15/16	5.12	2.79	3.82	\$ 180.00
27NCSJ6363	2" x 2"	4	3.025	0.0950	2" x 2" => 63-63 mm	2.05	1 1/16	6.02	3.15	4.29	\$ 290.00

These parts are available with elongated ends for use with electrofusion or butt fusion upon request.

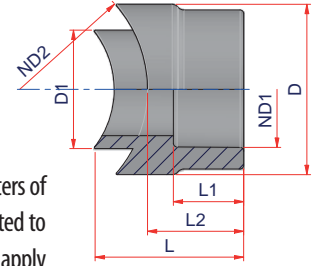


INSTABRANCH™ WELDING SOCKLET W/SOCKET FUSION OUTLET

Material: PP-RCT

Range: ½" x 1¼" ÷ 4" x 24"

Note: for instabbranch parts which are to be welded to an SDR17 pipe diameters of 3 ½" (110mm) and less, the pressure rating of the completed part will be derated to 50% of the standard pressure rating for the SDR17 pipe. This limitation does not apply to pipes that are SDR11 or thicker.



Code	Carton Qty	Weight lb/p.	Volume ft³/p.	ND1 (OUTLET)	ND2 (MAIN PIPE)	D1	D	WD	L2	L	Price Each
27NGS2040	200	0.030	0.0032	½" => 20 mm	1 ¼" => 40 mm	0.98	1.38	0.59	0.79	1.45	\$ 5.00
27NGS2050	200	0.0290	0.0032	½" => 20 mm	1 ½" => 50 mm	0.98	1.38	0.59	0.79	1.28	\$ 5.00
27NGS206375	200	0.028	0.0032	½" => 20 mm	2" => 63 mm 2 ½" => 75 mm	0.98	1.38	0.59	0.79	1.20	\$ 7.00
27NGS2090110125	200	0.026	0.0032	½" => 20 mm	3" => 90 mm 3 ½" => 110 mm 4" => 125 mm	0.98	1.38	0.59	0.79	1.16	\$ 10.00
27NGS20160200	200	0.026	0.0032	½" => 20 mm	6" => 160 mm 8" => 200 mm	0.98	1.38	0.59	0.79	1.12	\$ 12.50
27NGS20250315	200	0.025	0.0032	½" => 20 mm	10" => 250 mm 12" => 315 mm	0.98	1.38	0.59	0.79	1.10	\$ 15.00
27NGS20355630	200	0.025	0.0032	½" => 20 mm	14" => 355 mm ÷ 24" => 630 mm	0.98	1.38	0.59	0.79	1.10	\$ 50.00
27NGS2540	210	0.030	0.0018	¾" => 25 mm	1 ¼" => 40 mm	0.98	1.38	0.65	0.85	1.50	\$ 5.00
27NGS2550	120	0.031	0.0032	¾" => 25 mm	1 ½" => 50 mm	0.98	1.38	0.65	0.85	1.33	\$ 5.00
27NGS256375	200	0.028	0.0018	¾" => 25 mm	2" => 63 mm 2 ½" => 75 mm	0.98	1.38	0.65	0.85	1.26	\$ 7.00
27NGS2590110125	200	0.028	0.0018	¾" => 25 mm	3" => 90 mm 3 ½" => 110 mm 4" => 125 mm	0.98	1.38	0.65	0.85	1.20	\$ 10.00
27NGS25160200	230	0.027	0.0018	¾" => 25 mm	6" => 160 mm 8" => 200 mm	0.98	1.38	0.65	0.85	1.18	\$ 12.50
27NGS25250315	230	0.027	0.0018	¾" => 25 mm	10" => 250 mm 12" => 315 mm	0.98	1.38	0.65	0.85	1.16	\$ 15.00
27NGS25355630	200	0.028	0.0032	¾" => 25 mm	14" => 355 mm ÷ 24" => 630 mm	0.98	1.38	0.65	0.85	1.16	\$ 50.00
27NGS326375	60	0.065	0.0064	1" => 32 mm	2" => 63 mm 2 ½" => 75 mm	1.26	1.81	0.75	1.02	1.59	\$ 7.00
27NGS3290110125	70	0.068	0.0053	1" => 32 mm	3" => 90 mm 3 ½" => 110 mm 4" => 125 mm	1.26	1.81	0.75	1.02	1.49	\$ 10.00
27NGS32160200	80	0.061	0.0046	1" => 32 mm	6" => 160 mm 8" => 200 mm	1.26	1.81	0.75	1.02	1.44	\$ 12.50
27NGS32250315	60	0.062	0.0064	1" => 32 mm	10" => 250 mm 12" => 315 mm	1.26	1.81	0.75	1.02	1.41	\$ 15.00
27NGS32355630	70	0.063	0.0053	1" => 32 mm	14" => 355 mm ÷ 24" => 630 mm	1.26	1.81	0.75	1.02	1.41	\$ 50.00
27NGS4090	50	0.106	0.0078	1 ¼" => 40 mm	3" => 90 mm	1.57	2.28	0.83	1.10	1.69	\$ 10.00
27NGS40110	50	0.101	0.0078	1 ¼" => 40 mm	3 ½" => 110 mm	1.57	2.28	0.83	1.10	1.63	\$ 10.00

follow ...

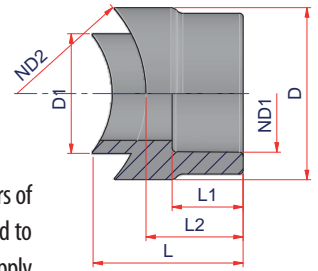


INSTABRANCH™ WELDING SOCKLET W/SOCKET FUSION OUTLET

Material: PP-RCT

Range: ½" x 1¼" ÷ 4" x 24"

Note: for instabbranch parts which are to be welded to an SDR17 pipe diameters of 3 ½" (110mm) and less, the pressure rating of the completed part will be derated to 50% of the standard pressure rating for the SDR17 pipe. This limitation does not apply to pipes that are SDR11 or thicker.



Code	Carton Qty	Weight lb/p.	Volume ft³/p.	ND1 (OUTLET)	ND2 (MAIN PIPE)	D1	D	WD	L2	L	Price Each
27NGS40125	50	0.0101	0.0078	1 ¼" => 40 mm	4" => 125 mm	1.57	2.28	0.83	1.10	1.60	\$ 10.00
27NGS40160200	60	0.095	0.0064	1 ¼" => 40 mm	6" => 160 mm 8" => 200 mm	1.57	2.28	0.83	1.10	1.55	\$ 12.50
27NGS40250315	60	0.092	0.0064	1 ¼" => 40 mm	10" => 250 mm 12" => 315 mm	1.57	2.28	0.83	1.10	1.51	\$ 26.00
27NGS40355630	60	0.095	0.0064	1 ¼" => 40 mm	14" => 355 mm ÷ 24" => 630 mm	1.57	2.28	0.83	1.10	1.51	\$ 90.00
27NGS5090	50	0.207	0.0134	1 ½" => 50 mm	3" => 90 mm	1.97	2.83	0.98	1.42	2.32	\$ 18.00
27NGS50110	50	0.202	0.0134	1 ½" => 50 mm	3 ½" => 110 mm	1.97	2.83	0.98	1.42	2.20	\$ 18.00
27NGS50125	50	0.202	0.0134	1 ½" => 50 mm	4" => 125 mm	1.97	2.83	0.98	1.42	2.17	\$ 18.00
27NGS50160	50	0.198	0.0134	1 ½" => 50 mm	6" => 160 mm	1.97	2.83	0.98	1.42	2.07	\$ 26.00
27NGS50200	50	0.194	0.0134	1 ½" => 50 mm	8" => 200 mm	1.97	2.83	0.98	1.42	2.03	\$ 34.00
27NGS50250	50	-	-	1 ½" => 50 mm	10" => 250 mm	1.97	2.83	0.98	1.42	2.00	\$ 40.00
27NGS50315	50	0.189	0.0134	1 ½" => 50 mm	12" => 315 mm	1.97	2.83	0.98	1.42	1.99	\$ 67.00
27NGS50355450	120	0.176	0.0106	1 ½" => 50 mm	14" => 355 mm ÷ 18" => 450 mm	1.97	2.83	0.98	1.42	1.95	\$ 90.00
27NGS50500630	120	0.176	0.0106	1 ½" => 50 mm	20" => 500 mm ÷ 24" => 630 mm	1.97	2.83	0.98	1.42	1.93	\$ 90.00
27NGS63110	25	0.378	0.0152	2" => 63 mm	3 ½" => 110 mm	2.48	3.54	1.14	1.57	2.57	\$ 18.00
27NGS63125	25	0.370	0.0268	2" => 63 mm	4" => 125 mm	2.48	3.54	1.14	1.57	2.47	\$ 18.00
27NGS63160	25	0.361	0.0268	2" => 63 mm	6" => 160 mm	2.48	3.54	1.14	1.57	2.35	\$ 26.00
27NGS63200	60	0.337	0.0212	2" => 63 mm	8" => 200 mm	2.48	3.54	1.14	1.57	2.21	\$ 34.00
27NGS63250	60	0.326	0.0212	2" => 63 mm	10" => 250 mm	2.48	3.54	1.14	1.57	2.22	\$ 40.00
27NGS63315	60	0.326	0.0212	2" => 63 mm	12" => 315 mm	2.48	3.54	1.14	1.57	2.18	\$ 67.00
27NGS63355450	50	0.326	0.0254	2" => 63 mm	14" => 355 mm ÷ 18" => 450 mm	2.48	3.54	1.14	1.57	2.15	\$ 90.00
27NGS63500630	50	0.321	0.254	2" => 63 mm	20" => 500 mm ÷ 24" => 630 mm	2.48	3.54	1.14	1.57	2.12	\$ 90.00
27NGS75160	25	-	-	2 ½" => 75 mm	6" => 160 mm	2.95	4.02	1.29	1.65	2.48	\$ 55.00
27NGS75200	60	-	-	2 ½" => 75 mm	8" => 200 mm	2.95	4.02	1.29	1.65	2.37	\$ 72.00
27NGS75250	60	-	-	2 ½" => 75 mm	10" => 250 mm	2.95	4.02	1.29	1.65	2.29	\$ 85.00
27NGS75315	60	-	-	2 ½" => 75 mm	12" => 315 mm	2.95	4.02	1.29	1.65	2.24	\$ 140.00

follow ...

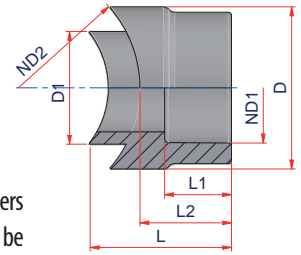


INSTABRANCH™ WELDING SOCKLET W/SOCKET FUSION OUTLET

Material: PP-RCT


Range: ½" x 1¼" ÷ 4" x 24"

Note: for instabbranch parts which are to be welded to an SDR17 pipe diameters of 3 ½" (110mm) and less, the pressure rating of the completed part will be derated to 50% of the standard pressure rating for the SDR17 pipe. This limitation does not apply to pipes that are SDR11 or thicker.



Code	Carton Qty	Weight lb/p.	Volume ft ³ /p.	ND1 (OUTLET)	ND2 (MAIN PIPE)	D1	D	WD	L2	L	Price Each
27NGS75355450	60	-	-	2½" => 75 mm	14" ÷ 18" => 355-450 mm	2.95	4.02	1.29	1.65	2.19	\$ 200.00
27NGS75500630	60	-	-	2½" => 75 mm	20" ÷ 24" => 500-630 mm	2.95	4.02	1.29	1.65	2.21	\$ 200.00
27NGS90160	25	-	-	3" => 90 mm	6" => 160 mm	3.54	4.69	1.35	1.81	3.11	\$ 75.00
27NGS90200	60	-	-	3" => 90 mm	8" => 200 mm	3.54	4.69	1.35	1.81	2.91	\$ 98.00
27NGS90250	60	-	-	3" => 90 mm	10" => 250 mm	3.54	4.69	1.35	1.81	2.78	\$ 115.00
27NGS90315	60	-	-	3" => 90 mm	12" => 315 mm	3.54	4.69	1.35	1.81	2.69	\$ 195.00
27NGS90355450	25	-	-	3" => 90 mm	14" ÷ 18" => 355-450 mm	3.54	4.69	1.35	1.81	2.62	\$ 265.00
27NGS90500630	1	-	-	3" => 90 mm	20" ÷ 24" => 500-630 mm	3.54	4.69	1.35	1.81	2.65	\$ 365.00
27NGS110200	1	-	-	3½" => 110 mm	8" => 200 mm	4.92	6.69	1.69	2.76	4.69	\$ 120.00
27NGS110250	1	-	-	3½" => 110 mm	10" => 250 mm	4.92	6.69	1.69	2.76	4.25	\$ 130.00
27NGS110315	1	-	-	3½" => 110 mm	12" => 315 mm	4.92	6.69	1.69	2.76	4.17	\$ 220.00
27NGS110355	1	-	-	3½" => 110 mm	14" => 355 mm	4.92	6.69	1.69	2.76	3.94	\$ 270.00
27NGS110400	1	-	-	3½" => 110 mm	16" => 400 mm	4.92	6.69	1.69	2.76	3.94	\$ 290.00
27NGS110450500	1	-	-	3½" => 110 mm	18" ÷ 20" => 450-500 mm	4.92	6.69	1.69	2.76	3.94	\$ 310.00
27NGS110560630	1	-	-	3½" => 110 mm	22" ÷ 24" => 560-630 mm	4.92	6.69	1.69	2.76	3.94	\$ 410.00
27NGS125200	1	-	-	4" => 125 mm	8" => 200 mm	4.92	6.69	1.87	2.76	4.69	\$ 120.00
27NGS125250	1	-	-	4" => 125 mm	10" => 250 mm	4.92	6.69	1.87	2.76	4.25	\$ 130.00
27NGS125315	1	-	-	4" => 125 mm	12" => 315 mm	4.92	6.69	1.87	2.76	4.17	\$ 220.00
27NGS125355	1	-	-	4" => 125 mm	14" => 355 mm	4.92	6.69	1.87	2.76	3.94	\$ 270.00
27NGS125400	1	-	-	4" => 125 mm	16" => 400 mm	4.92	6.69	1.87	2.76	3.94	\$ 290.00
27NGS125450500	1	-	-	4" => 125 mm	18" ÷ 20" => 450-500 mm	4.92	6.69	1.87	2.76	3.94	\$ 310.00
27NGS125560630	1	-	-	4" => 125 mm	22" ÷ 24" => 560-630 mm	4.92	6.69	1.87	2.76	3.86	\$ 410.00

Attention: scraping the pipe surface to remove oxidation before welding the side fusion saddle

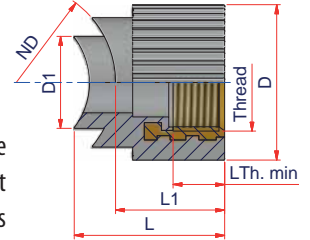


INSTABRANCH™ WELDING SOCKLET W/NPT LEAD FREE BRASS FEMALE OUTLET

Material: PP-RCT - Brass


Range: 1 ¼" x ½" NPT ÷ 24" x 1" NPT

Note: for instabranche parts which are to be welded to an SDR17 pipe diameters of 3 ½" (110mm) and less, the pressure rating of the completed part will be derated to 50% of the standard pressure rating for the SDR17 pipe. This limitation does not apply to pipes that are SDR11 or thicker.



Code	Size	Carton Qty	Weight lb/p.	Volume ft³/p.	ND	Thread	L Thread min	D1	D	L1	L	Price Each
27NGSF124050NPT	1 ¼" x ½" NPT 1 ½" x ½" NPT	70	0.141	0.0042	1 ¼" => 40 mm 1 ½" => 50 mm	½" NPT	0.53	0.98	1.46	1.24	1.77	\$ 17.00
27NGSF126375NPT	2" x ½" NPT 2 ½" x ½" NPT	70	0.141	0.0042	2" => 63 mm 2 ½" => 75 mm	½" NPT	0.53	0.98	1.46	1.24	1.65	\$ 17.00
27NGSF1290110125NPT	3" x ½" NPT 4" x ½" NPT 5" x ½" NPT	70	0.114	0.0053	3" => 90 mm 3 ½" => 110 mm 4" => 125 mm	½" NPT	0.53	0.98	1.46	1.24	1.61	\$ 17.00
27NGSF12160200NPT	6" x ½" NPT 8" x ½" NPT	70	0.141	0.0053	6" => 160 mm 8" => 200 mm	½" NPT	0.53	0.98	1.46	1.24	1.57	\$ 17.00
27NGSF12250315NPT	10" x ½" NPT 12" x ½" NPT	50	0.374	0.0078	10" => 250 mm 12" => 315 mm	½" NPT	0.53	0.98	1.46	1.24	1.57	\$ 17.00
27NGSF12355630NPT	14" x ½" NPT ÷ 24" x ½" NPT	60	0.143	0.0064	14" => 355 mm ÷ 24" => 630 mm	½" NPT	0.53	0.98	1.46	1.24	1.57	\$ 17.00
27NGSF344050NPT	1 ¼" x ¾" NPT 1 ½" x ¾" NPT	70	0.214	0.0053	1 ¼" => 40 mm 1 ½" => 50 mm	¾" NPT	0.55	0.98	1.65	1.32	1.85	\$ 25.00
27NGSF346375NPT	2" x ¾" NPT 2 ½" x ¾" NPT	70	0.211	0.0053	2" => 63 mm 2 ½" => 75 mm	¾" NPT	0.55	0.98	1.65	1.32	1.73	\$ 25.00
27NGSF3490110125NPT	3" x ¾" NPT 4" x ¾" NPT 5" x ¾" NPT	60	0.216	0.0064	3" => 90 mm 3 ½" => 110 mm 4" => 125 mm	¾" NPT	0.55	0.98	1.65	1.32	1.69	\$ 25.00
27NGSF34160200NPT	6" x ¾" NPT 8" x ¾" NPT	60	0.216	0.0064	6" => 160 mm 8" => 200 mm	¾" NPT	0.55	0.98	1.65	1.32	1.65	\$ 25.00
27NGSF34250315NPT	10" x ¾" NPT 12" x ¾" NPT	60	0.216	0.0064	10" => 250 mm 12" => 315 mm	¾" NPT	0.55	0.98	1.65	1.32	1.65	\$ 25.00
27NGSF34355630NPT	14" x ¾" NPT ÷ 24" x ¾" NPT	1	-	-	14" => 355 mm ÷ 24" => 630 mm	¾" NPT	0.55	0.98	1.65	1.32	1.65	\$ 25.00
27NGSF016375NPT	2" x 1" NPT 2 ½" x 1" NPT	40	0.374	0.0095	2" => 63 mm 2 ½" => 75 mm	1" NPT	0.66	1.26	2.13	1.50	2.05	\$ 40.00
27NGSF0190110125NPT	3" x 1" NPT 4" x 1" NPT 5" x 1" NPT	40	0.374	0.0095	3" => 90 mm 3 ½" => 110 mm 4" => 125 mm	1" NPT	0.66	1.26	2.13	1.50	1.97	\$ 40.00
27NGSF01160200NPT	6" x 1" NPT 8" x 1" NPT	50	0.370	0.0078	6" => 160 mm 8" => 200 mm	1" NPT	0.66	1.26	2.13	1.50	1.91	\$ 40.00
27NGSF01250315NPT	10" x 1" NPT 12" x 1" NPT	50	0.374	0.0078	10" => 250 mm 12" => 315 mm	1" NPT	0.66	1.26	2.13	1.50	1.89	\$ 40.00
27NGSF01355630NPT	14" x 1" NPT ÷ 24" x 1" NPT	1	-	-	14" => 355 mm ÷ 24" => 630 mm	1" NPT	0.66	1.26	2.13	1.50	1.89	\$ 40.00

Attention: scraping the pipe surface to remove oxidation before welding the side fusion saddle

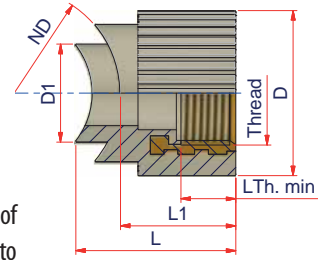


INSTABRANCH™ WELDING SOCKLET W/NPT STANDARD BRASS FEMALE OUTLET

Material: PP-RCT - Brass


Range: 1 ¼" x ½" NPT ÷ 24" x 1" NPT

Note: for instabranche parts which are to be welded to an SDR17 pipe diameters of 3 ½" (110mm) and less, the pressure rating of the completed part will be derated to 50% of the standard pressure rating for the SDR17 pipe. This limitation does not apply to pipes that are SDR11 or thicker.



Code	Size	Carton Qty	Weight lb/p.	Volume ft ³ /p.	ND	Thread	L Thread min	D1	D	L1	L	Price Each
27NGSF124050NPTL	1 ¼" x ½" NPT 1 ½" x ½" NPT	70	0.144	0.0053	1 ¼" => 40 mm 1 ½" => 50 mm	½" NPT	0.53	0.98	1.46	1.24	1.77	\$ 15.00
27NGSF126375NPTL	2" x ½" NPT 2 ½" x ½" NPT	100	0.141	0.0039	2" => 63 mm 2 ½" => 75 mm	½" NPT	0.53	0.98	1.46	1.24	1.65	\$ 15.00
27NGSF1290110125NPTL	3" x ½" NPT 3 ½" x ½" NPT 4" x ½" NPT	100	0.141	0.0039	3" => 90 mm 3 ½" => 110 mm 4" => 125 mm	½" NPT	0.53	0.98	1.46	1.24	1.61	\$ 15.00
27NGSF12160200NPTL	6" x ½" NPT 8" x ½" NPT	1	-	-	6" => 160 mm 8" => 200 mm	½" NPT	0.53	0.98	1.46	1.24	1.57	\$ 15.00
27NGSF12250315NPTL	10" x ½" NPT 12" x ½" NPT	1	-	-	10" => 250 mm 12" => 315 mm	½" NPT	0.53	0.98	1.46	1.24	1.57	\$ 15.00
27NGSF12355630NPTL	14" x ½" NPT ÷ 24" x ½" NPT	1	-	-	14" => 355 mm ÷ 24" => 630 mm	½" NPT	0.53	0.98	1.46	1.24	1.57	\$ 15.00
27NGSF344050NPTL	1 ¼" x ¾" NPT 1 ½" x ¾" NPT	90	0.213	0.0042	1 ¼" => 40 mm 1 ½" => 50 mm	¾" NPT	0.55	0.98	1.65	1.32	1.85	\$ 21.50
27NGSF346375NPTL	2" x ¾" NPT 2 ½" x ¾" NPT	90	0.213	0.0042	2" => 63 mm 2 ½" => 75 mm	¾" NPT	0.55	0.98	1.65	1.32	1.73	\$ 21.50
27NGSF3490110125NPTL	3" x ¾" NPT 3 ½" x ¾" NPT 4" x ¾" NPT	90	0.213	0.0042	3" => 90 mm 3 ½" => 110 mm 4" => 125 mm	¾" NPT	0.55	0.98	1.65	1.32	1.69	\$ 21.50
27NGSF34160200NPTL	6" x ¾" NPT 8" x ¾" NPT	1	-	-	6" => 160 mm 8" => 200 mm	¾" NPT	0.55	0.98	1.65	1.32	1.65	\$ 21.50
27NGSF34250315NPTL	8" x ¾" NPT 10" x ¾" NPT	1	-	-	10" => 250 mm 12" => 315 mm	¾" NPT	0.55	0.98	1.65	1.32	1.65	\$ 21.50
27NGSF34355630NPTL	14" x ¾" NPT ÷ 24" x ¾" NPT	1	-	-	14" => 355 mm ÷ 24" => 630 mm	¾" NPT	0.55	0.98	1.65	1.32	1.65	\$ 21.50
27NGSF016375NPTL	2" x 1" NPT 2 ½" x 1" NPT	40	0.380	0.0095	2" => 63 mm 2 ½" => 75 mm	1" NPT	0.66	1.26	2.13	1.50	2.05	\$ 32.00
27NGSF0190110125NPTL	3" x 1" NPT 3 ½" x 1" NPT 4" x 1" NPT	40	0.374	0.0095	3" => 90 mm 3 ½" => 110 mm 4" => 125 mm	1" NPT	0.66	1.26	2.13	1.50	1.97	\$ 32.00
27NGSF01160200NPTL	6" x 1" NPT 8" x 1" NPT	1	-	-	6" => 160 mm 8" => 200 mm	1" NPT	0.66	1.26	2.13	1.50	1.91	\$ 32.00
27NGSF01250315NPTL	10" x 1" NPT 12" x 1" NPT	1	-	-	10" => 250 mm 12" => 315 mm	1" NPT	0.66	1.26	2.13	1.50	1.89	\$ 32.00
27NGSF01355630NPTL	14" x 1" NPT ÷ 24" x 1" NPT	1	-	-	14" => 355 mm ÷ 24" => 630 mm	1" NPT	0.66	1.26	2.13	1.50	1.89	\$ 32.00

Attention: scraping the pipe surface to remove oxidation before welding the side fusion saddle

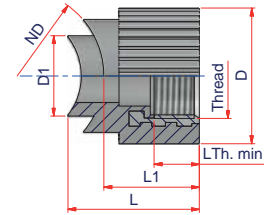


INSTABRANCH™ WELDING SOCKLET W/NPT STAINLESS STEEL FEMALE OUTLET

Material: PP-RCT - Stainless Steel

Range: 1 1/4" x 1/2" NPT ÷ 24" x 1" NPT

Note: for instabranche parts which are to be welded to an SDR17 pipe diameters of 3 1/2" (110mm) and less, the pressure rating of the completed part will be derated to 50% of the standard pressure rating for the SDR17 pipe. This limitation does not apply to pipes that are SDR11 or thicker.



Code	Size	Carton Qty	Weight lb/p.	Volume ft ³ /p.	ND	Thread	L Thread min	D1	D	L1	L	Price Each
27NGSF124050SS	1 1/4" x 1/2" NPT 1 1/2" x 1/2" NPT	70	0.141	0.0042	1 1/4" => 40 mm 1 1/2" => 50 mm	1/2" NPT	0.53	0.98	1.46	1.24	1.77	\$ 75.00
27NGSF126375SS	2" x 1/2" NPT 2 1/2" x 1/2" NPT	70	0.141	0.0053	2" => 63 mm 2 1/2" => 75 mm	1/2" NPT	0.53	0.98	1.46	1.24	1.65	\$ 75.00
27NGSF1290110125SS	3" x 1/2" NPT 4" x 1/2" NPT 5" x 1/2" NPT	70	0.138	0.0042	3" => 90 mm 4" => 110 mm 5" => 125 mm	1/2" NPT	0.53	0.98	1.46	1.24	1.61	\$ 75.00
27NGSF12160200SS	6" x 1/2" NPT 8" x 1/2" NPT	70	0.14	0.0042	6" => 160 mm 8" => 200 mm	1/2" NPT	0.53	0.98	1.46	1.24	1.57	\$ 75.00
27NGSF12250315SS	10" x 1/2" NPT 12" x 1/2" NPT	1	-	-	10" => 250 mm 12" => 315 mm	1/2" NPT	0.53	0.98	1.46	1.24	1.57	\$ 75.00
27NGSF12355630SS	14" x 1/2" NPT ÷ 24" x 1/2" NPT	1	-	-	14" => 355 mm ÷ 24" => 630 mm	1/2" NPT	0.53	0.98	1.46	1.24	1.57	\$ 75.00
27NGSF344050SS	1 1/4" x 3/4" NPT 1 1/2" x 3/4" NPT	60	0.209	0.0064	1 1/4" => 40 mm 1 1/2" => 50 mm	3/4" NPT	0.55	0.98	1.65	1.32	1.85	\$ 100.00
27NGSF346375SS	2" x 3/4" NPT 2 1/2" x 3/4" NPT	60	0.204	0.0064	2" => 63 mm 2 1/2" => 75 mm	3/4" NPT	0.55	0.98	1.65	1.32	1.73	\$ 100.00
27NGSF3490110125SS	3" x 3/4" NPT 4" x 3/4" NPT 5" x 3/4" NPT	60	0.205	0.0064	3" => 90 mm 4" => 110 mm 5" => 125 mm	3/4" NPT	0.55	0.98	1.65	1.32	1.69	\$ 100.00
27NGSF34160200SS	6" x 3/4" NPT 8" x 3/4" NPT	60	0.204	0.0064	6" => 160 mm 8" => 200 mm	3/4" NPT	0.55	0.98	1.65	1.32	1.65	\$ 100.00
27NGSF34250315SS	10" x 3/4" NPT 12" x 3/4" NPT	60	0.209	0.0064	10" => 250 mm 12" => 315 mm	3/4" NPT	0.55	0.98	1.65	1.32	1.65	\$ 100.00
27NGSF34355630SS	14" x 3/4" NPT ÷ 24" x 3/4" NPT	1	-	-	14" => 355 mm ÷ 24" => 630 mm	3/4" NPT	0.55	0.98	1.65	1.32	1.65	\$ 100.00
27NGSF016375SS	2" x 1" NPT 2 1/2" x 1" NPT	40	0.385	0.0095	2" => 63 mm 2 1/2" => 75 mm	1" NPT	0.66	1.26	2.13	1.50	2.05	\$ 160.00
27NGSF0190110125SS	3" x 1" NPT 4" x 1" NPT 5" x 1" NPT	40	0.385	0.0095	3" => 90 mm 4" => 110 mm 5" => 125 mm	1" NPT	0.66	1.26	2.13	1.50	1.97	\$ 160.00
27NGSF01160200SS	6" x 1" NPT 8" x 1" NPT	70	0.135	0.0053	6" => 160 mm 8" => 200 mm	1" NPT	0.66	1.26	2.13	1.50	1.91	\$ 160.00
27NGSF01250315SS	10" x 1" NPT 12" x 1" NPT	1	-	-	10" => 250 mm 12" => 315 mm	1" NPT	0.66	1.26	2.13	1.50	1.89	\$ 160.00
27NGSF01355630SS	14" x 1" NPT ÷ 24" x 1" NPT	1	-	-	14" => 355 mm ÷ 24" => 630 mm	1" NPT	0.66	1.26	2.13	1.50	1.89	\$ 160.00

Attention: scraping the pipe surface to remove oxidation before welding the side fusion saddle

We reserve the right to vary dimensions without notice, as the design of fittings change from time to time.

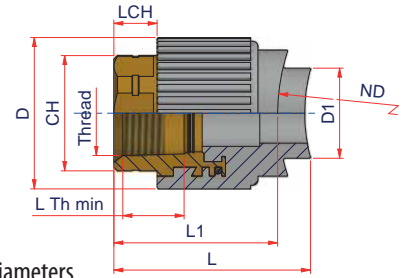


INSTABRANCH™ WELDING SOCKLET W/ HEXAGONAL NPT LEAD FREE BRASS FEMALE OUTLET

Material: PP-RCT - Brass

Range: 1 ¼" x ½" NPT ÷ 24" x ½" NPT

Note: for instabranche parts which are to be welded to an SDR17 pipe diameters of 3 ½" (110mm) and less, the pressure rating of the completed part will be derated to 50% of the standard pressure rating for the SDR17 pipe. This limitation does not apply to pipes that are SDR11 or thicker.



Code	Size	Carton Qty	Weight lb/p.	Volume ft ³ /p.	ND	Thread	L Thread min	D1	D	L1	L	CH	LCH	Price Each
27NGSFC124050NPT	1 ¼" x ½" NPT	1	-	-	1 ¼" => 40 mm	½" NPT	0.53	0.98	1.46	1.24	2.20	0.98	0.43	\$ 18.00
	1 ½" x ½" NPT				1 ½" => 50 mm									
27NGSFC126375NPT	2" x ½" NPT	1	-	-	2" => 63 mm	½" NPT	0.53	0.98	1.46	1.24	2.08	0.98	0.43	\$ 18.00
	2 ½" x ½" NPT				2 ½" => 75 mm									
27NGSFC1290110125NPT	3" x ½" NPT	1	-	-	3" => 90 mm	½" NPT	0.53	0.98	1.46	1.24	2.04	0.98	0.43	\$ 18.00
	3 ½" x ½" NPT				3 ½" => 110 mm									
27NGSFC12160200NPT	4" x ½" NPT	1	-	-	4" => 125 mm	½" NPT	0.53	0.98	1.46	1.24	2.00	0.98	0.43	\$ 18.00
	6" x ½" NPT				6" => 160 mm									
27NGSFC12250315NPT	8" x ½" NPT	1	-	-	8" => 200 mm	½" NPT	0.53	0.98	1.46	1.24	2.00	0.98	0.43	\$ 18.00
	10" x ½" NPT				10" => 250 mm									
27NGSFC12355630NPT	12" x ½" NPT	1	-	-	12" => 315 mm	½" NPT	0.53	0.98	1.46	1.24	2.00	0.98	0.43	\$ 18.00
	14" x ½" NPT				14" => 355 mm									
27NGSFC344050NPT	÷ 24" x ½" NPT	1	-	-	÷ 24" => 630 mm	½" NPT	0.53	0.98	1.46	1.24	2.00	0.98	0.43	\$ 18.00
	1 ¼" x ¾" NPT				1 ¼" => 40 mm									
27NGSFC346375NPT	1 ½" x ¾" NPT	1	-	-	1 ½" => 50 mm	¾" NPT	0.55	0.98	1.65	1.32	2.32	1.18	0.47	\$ 23.00
	2" x ¾" NPT				2" => 63 mm									
27NGSFC3490110125NPT	2 ½" x ¾" NPT	1	-	-	2 ½" => 75 mm	¾" NPT	0.55	0.98	1.65	1.32	2.20	1.18	0.47	\$ 23.00
	3" x ¾" NPT				3" => 90 mm									
27NGSFC34160200NPT	3 ½" x ¾" NPT	1	-	-	3 ½" => 110 mm	¾" NPT	0.55	0.98	1.65	1.32	2.16	1.18	0.47	\$ 23.00
	4" x ¾" NPT				4" => 125 mm									
27NGSFC34250315NPT	6" x ¾" NPT	1	-	-	6" => 160 mm	¾" NPT	0.55	0.98	1.65	1.32	2.12	1.18	0.47	\$ 23.00
	8" x ¾" NPT				8" => 200 mm									
27NGSFC016375NPT	10" x ¾" NPT	1	-	-	10" => 250 mm	¾" NPT	0.55	0.98	1.65	1.32	2.12	1.18	0.47	\$ 23.00
	12" x ¾" NPT				12" => 315 mm									
27NGSFC0190110125NPT	2" x 1" NPT	1	-	-	2" => 63 mm	1" NPT	0.66	1.26	2.13	1.50	2.56	1.50	0.51	\$ 30.00
	2 ½" x 1" NPT				2 ½" => 75 mm									
27NGSFC01160200NPT	3" x 1" NPT	1	-	-	3" => 90 mm	1" NPT	0.66	1.26	2.13	1.50	2.48	1.50	0.51	\$ 30.00
	3 ½" x 1" NPT				3 ½" => 110 mm									
27NGSFC01250315NPT	4" x 1" NPT	1	-	-	4" => 125 mm	1" NPT	0.66	1.26	2.13	1.50	2.42	1.50	0.51	\$ 30.00
	6" x 1" NPT				6" => 160 mm									
27NGSFC01250315NPT	8" x 1" NPT	1	-	-	8" => 200 mm	1" NPT	0.66	1.26	2.13	1.50	2.40	1.50	0.51	\$ 30.00
	10" x 1" NPT				10" => 250 mm									
	12" x 1" NPT	1	-	-	12" => 315 mm	1" NPT	0.66	1.26	2.13	1.50	2.40	1.50	0.51	\$ 30.00

Attention: scraping the pipe surface to remove oxidation before welding the side fusion saddle

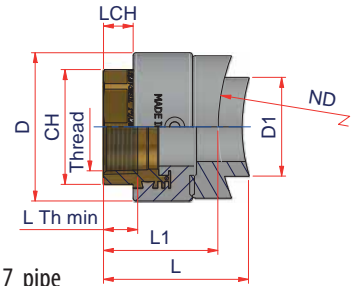


INSTABRANCH™ WELDING SOCKLET W/HEXAGONAL NPT LEAD FREE BRASS FEMALE OUTLET

Material: PP-RCT - Brass

Range: 3" x 1 1/4" NPT ÷ 24" x 2" NPT

Note: for instabranche parts which are to be welded to a an SDR17 pipe diameters of 3 1/2" (110mm) and less, the pressure rating of the completed part will be derated to 50% of the standard pressure rating for the SDR17 pipe. This limitation does not apply to pipes that are SDR11 or thicker.



Code	Size	Carton Qty	Weight lb/p.	Volume ft ³ /p.	ND	Thread	L Thread min	D1	D	L1	L	CH	LCH	Price Each
27NGSFC11490NPT	3" x 1 1/4" NPT	1	-	-	3" => 90 mm	1 1/4" NPT	0.68	1.57	2.56	2.28	2.81	1.81	0.60	\$ 175.00
27NGSFC114110NPT	3 1/2" x 1 1/4" NPT	1	-	-	3 1/2" => 110 mm	1 1/4" NPT	0.68	1.57	2.56	2.28	2.96	1.81	0.60	\$ 175.00
27NGSFC114125NPT	4" x 1 1/4" NPT	1	-	-	4" => 125 mm	1 1/4" NPT	0.68	1.57	2.56	2.28	2.73	1.81	0.60	\$ 175.00
27NGSFC114160200NPT	6" x 1 1/4" NPT 8" x 1 1/4" NPT	1	-	-	6" => 160 mm 8" => 200 mm	1 1/4" NPT	0.68	1.57	2.56	2.28	2.71	1.81	0.60	\$ 175.00
27NGSFC114250315NPT	10" x 1 1/4" NPT 12" x 1 1/4" NPT	1	-	-	10" => 250 mm 12" => 315 mm	1 1/4" NPT	0.68	1.57	2.56	2.28	2.67	1.81	0.60	\$ 175.00
27NGSFC114355630NPT	14" x 1 1/4" NPT ÷ 24" x 1 1/4" NPT	1	-	-	14" => 355 mm ÷ 24" => 630 mm	1 1/4" NPT	0.68	1.57	2.56	2.28	2.67	1.81	0.60	\$ 175.00
27NGSFC11290NPT	3" x 1 1/2" NPT	1	-	-	3" => 90 mm	1 1/2" NPT	0.68	1.97	2.95	2.40	3.33	2.17	0.60	\$ 185.00
27NGSFC112110NPT	3 1/2" x 1 1/2" NPT	1	-	-	3 1/2" => 110 mm	1 1/2" NPT	0.68	1.97	2.95	2.40	3.20	2.17	0.60	\$ 185.00
27NGSFC112125NPT	4" x 1 1/2" NPT	1	-	-	4" => 125 mm	1 1/2" NPT	0.68	1.97	2.95	2.40	3.15	2.17	0.60	\$ 185.00
27NGSFC112160NPT	6" x 1 1/2" NPT	1	-	-	6" => 160 mm	1 1/2" NPT	0.68	1.97	2.95	2.40	3.08	2.17	0.60	\$ 185.00
27NGSFC112200NPT	8" x 1 1/2" NPT	1	-	-	8" => 200 mm	1 1/2" NPT	0.68	1.97	2.95	2.40	3.03	2.17	0.60	\$ 185.00
27NGSFC112250NPT	10" x 1 1/2" NPT	1	-	-	10" => 250 mm	1 1/2" NPT	0.68	1.97	2.95	2.40	3.00	2.17	0.60	\$ 185.00
27NGSFC112315NPT	12" x 1 1/2" NPT	1	-	-	12" => 315 mm	1 1/2" NPT	0.68	1.97	2.95	2.40	2.94	2.17	0.60	\$ 185.00
27NGSFC112355450NPT	14" x 1 1/2" NPT 18" x 1 1/2" NPT	1	-	-	14" => 355 mm ÷ 18" => 450 mm	1 1/2" NPT	0.68	1.97	2.95	2.40	2.96	2.17	0.60	\$ 185.00
27NGSFC112500630NPT	20" x 1 1/2" NPT 24" x 1 1/2" NPT	1	-	-	20" => 500 mm ÷ 24" => 630 mm	1 1/2" NPT	0.68	1.97	2.95	2.40	2.94	2.17	0.60	\$ 185.00
27NGSFC2110NPT	3 1/2" x 2" NPT	1	-	-	3 1/2" => 110 mm	2" NPT	0.70	2.48	3.62	2.64	3.62	2.56	0.79	\$ 210.00
27NGSFC2125NPT	4" x 2" NPT	1	-	-	4" => 125 mm	2" NPT	0.70	2.48	3.62	2.64	3.51	2.56	0.79	\$ 210.00
27NGSFC2160NPT	6" x 2" NPT	1	-	-	6" => 160 mm	2" NPT	0.70	2.48	3.62	2.64	3.39	2.56	0.79	\$ 210.00
27NGSFC2200NPT	8" x 2" NPT	1	-	-	8" => 200 mm	2" NPT	0.70	2.48	3.62	2.64	3.31	2.56	0.79	\$ 210.00
27NGSFC2250NPT	10" x 2" NPT	1	-	-	10" => 250 mm	2" NPT	0.70	2.48	3.62	2.64	3.26	2.56	0.79	\$ 210.00
27NGSFC2315NPT	12" x 2" NPT	1	-	-	12" => 315 mm	2" NPT	0.70	2.48	3.62	2.64	3.22	2.56	0.79	\$ 210.00
27NGSFC2355450NPT	14" x 2" NPT 18" x 2" NPT	1	-	-	14" => 355 mm ÷ 18" => 450 mm	2" NPT	0.70	2.48	3.62	2.64	3.19	2.56	0.79	\$ 210.00
27NGSFC2500630NPT	20" x 2" NPT 24" x 2" NPT	1	-	-	20" => 500 mm ÷ 24" => 630 mm	2" NPT	0.70	2.48	3.62	2.64	3.16	2.56	0.79	\$ 210.00

Attention: scraping the pipe surface to remove oxidation before welding the side fusion saddle

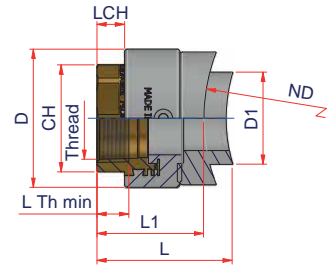


INSTABRANCH™ WELDING SOCKLET W/HEXAGONAL NPT BRASS FEMALE OUTLET

Material: PP-RCT - Brass

Range: 3" x 1 1/4" NPT ÷ 24" x 2" NPT

Note: for instabranche parts which are to be welded to a an SDR17 pipe diameters of 3 1/2" (110mm) and less, the pressure rating of the completed part will be derated to 50% of the standard pressure rating for the SDR17 pipe. This limitation does not apply to pipes that are SDR11 or thicker.



Code	Size	Carton Qty	Weight lb/p.	Volume ft ³ /p.	ND	Thread	L Thread min	D1	D	L1	L	CH	LCH	Price Each
27NGSFC11490NPTL	3" x 1 1/4" NPT	1	-	-	3" => 90 mm	1 1/4" NPT	0.68	1.57	2.56	2.28	2.81	1.81	0.60	\$165.00
27NGSFC114110NPTL	3 1/2" x 1 1/4" NPT	1	-	-	3 1/2" => 110 mm	1 1/4" NPT	0.68	1.57	2.56	2.28	2.96	1.81	0.60	\$165.00
27NGSFC114125NPTL	4" x 1 1/4" NPT	1	-	-	4" => 125 mm	1 1/4" NPT	0.68	1.57	2.56	2.28	2.73	1.81	0.60	\$165.00
27NGSFC114160200NPTL	6" x 1 1/4" NPT 8" x 1 1/4" NPT	1	-	-	6" => 160 mm 8" => 200 mm	1 1/4" NPT	0.68	1.57	2.56	2.28	2.71	1.81	0.60	\$165.00
27NGSFC114250315NPTL	10" x 1 1/4" NPT 12" x 1 1/4" NPT	1	-	-	10" => 250 mm 12" => 315 mm	1 1/4" NPT	0.68	1.57	2.56	2.28	2.67	1.81	0.60	\$165.00
27NGSFC114355630NPTL	14" x 1 1/4" NPT ÷ 24" x 1 1/4" NPT	1	-	-	14" => 355 mm ÷ 24" => 630 mm	1 1/4" NPT	0.68	1.57	2.56	2.28	2.67	1.81	0.60	\$165.00
27NGSFC11290NPTL	3" x 1 1/2" NPT	1	-	-	3" => 90 mm	1 1/2" NPT	0.68	1.97	2.95	2.40	3.33	2.17	0.60	\$175.00
27NGSFC112110NPTL	3 1/2" x 1 1/2" NPT	1	-	-	3 1/2" => 110 mm	1 1/2" NPT	0.68	1.97	2.95	2.40	3.20	2.17	0.60	\$175.00
27NGSFC112125NPTL	4" x 1 1/2" NPT	1	-	-	4" => 125 mm	1 1/2" NPT	0.68	1.97	2.95	2.40	3.15	2.17	0.60	\$175.00
27NGSFC112160NPTL	6" x 1 1/2" NPT	1	-	-	6" => 160 mm	1 1/2" NPT	0.68	1.97	2.95	2.40	3.08	2.17	0.60	\$175.00
27NGSFC112200NPTL	8" x 1 1/2" NPT	1	-	-	8" => 200 mm	1 1/2" NPT	0.68	1.97	2.95	2.40	3.03	2.17	0.60	\$175.00
27NGSFC112250NPTL	10" x 1 1/2" NPT	1	-	-	10" => 250 mm	1 1/2" NPT	0.68	1.97	2.95	2.40	3.00	2.17	0.60	\$175.00
27NGSFC112315NPTL	12" x 1 1/2" NPT	1	-	-	12" => 315 mm	1 1/2" NPT	0.68	1.97	2.95	2.40	2.94	2.17	0.60	\$175.00
27NGSFC112355450NPTL	14" x 1 1/2" NPT 18" x 1 1/2" NPT	1	-	-	14" => 355 mm ÷ 18" => 450 mm	1 1/2" NPT	0.68	1.97	2.95	2.40	2.96	2.17	0.60	\$175.00
27NGSFC112500630NPTL	20" x 1 1/2" NPT 24" x 1 1/2" NPT	1	-	-	20" => 500 mm ÷ 24" => 630 mm	1 1/2" NPT	0.68	1.97	2.95	2.40	2.94	2.17	0.60	\$175.00
27NGSFC2110NPTL	3 1/2" x 2" NPT	1	-	-	3 1/2" => 110 mm	2" NPT	0.70	2.48	3.62	2.64	3.62	2.56	0.79	\$200.00
27NGSFC2125NPTL	4" x 2" NPT	1	-	-	4" => 125 mm	2" NPT	0.70	2.48	3.62	2.64	3.51	2.56	0.79	\$200.00
27NGSFC2160NPTL	6" x 2" NPT	1	-	-	6" => 160 mm	2" NPT	0.70	2.48	3.62	2.64	3.39	2.56	0.79	\$200.00
27NGSFC2200NPTL	8" x 2" NPT	1	-	-	8" => 200 mm	2" NPT	0.70	2.48	3.62	2.64	3.31	2.56	0.79	\$200.00
27NGSFC2250NPTL	10" x 2" NPT	1	-	-	10" => 250 mm	2" NPT	0.70	2.48	3.62	2.64	3.26	2.56	0.79	\$200.00
27NGSFC2315NPTL	12" x 2" NPT	1	-	-	12" => 315 mm	2" NPT	0.70	2.48	3.62	2.64	3.22	2.56	0.79	\$200.00
27NGSFC2355450NPTL	14" x 2" NPT 18" x 2" NPT	1	-	-	14" => 355 mm ÷ 18" => 450 mm	2" NPT	0.70	2.48	3.62	2.64	3.19	2.56	0.79	\$200.00
27NGSFC2500630NPTL	20" x 2" NPT 24" x 2" NPT	1	-	-	20" => 500 mm ÷ 24" => 630 mm	2" NPT	0.70	2.48	3.62	2.64	3.16	2.56	0.79	\$200.00

Attention: scraping the pipe surface to remove oxidation before welding the side fusion saddle

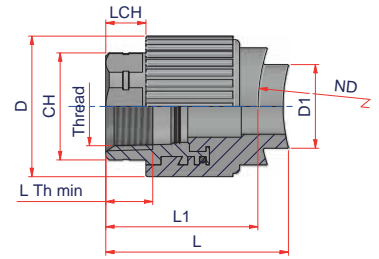


INSTABRANCH™ WELDING SOCKLET W/HEXAGONAL NPT LEAD FREE BRASS FEMALE OUTLET

Material: PP-RCT - Stainless Steel

Range: 3" x 1 1/4" NPT ÷ 24" x 2" NPT

Note: for instabranche parts which are to be welded to a an SDR17 pipe diameters of 3 1/2" (110mm) and less, the pressure rating of the completed part will be derated to 50% of the standard pressure rating for the SDR17 pipe. This limitation does not apply to pipes that are SDR11 or thicker.



Code	Size	Carton Qty	Weight lb/p.	Volume ft ³ /p.	ND	Thread	L Thread min	D1	D	L1	L	CH	LCH	Price Each
27NGSFC11490SSNPT	3" x 1 1/4" NPT	1	-	-	3" => 90 mm	1 1/4" NPT	0.68	1.57	2.56	2.28	2.81	1.81	0.60	\$367.75
27NGSFC114110SSNPT	3 1/2" x 1 1/4" NPT	1	-	-	3 1/2" => 110 mm	1 1/4" NPT	0.68	1.57	2.56	2.28	2.96	1.81	0.60	\$367.75
27NGSFC114125SSNPT	4" x 1 1/4" NPT	1	-	-	4" => 125 mm	1 1/4" NPT	0.68	1.57	2.56	2.28	2.73	1.81	0.60	\$367.75
27NGSFC114160200SSNPT	6" x 1 1/4" NPT 8" x 1 1/4" NPT	1	-	-	6" => 160 mm 8" => 200 mm	1 1/4" NPT	0.68	1.57	2.56	2.28	2.71	1.81	0.60	\$367.75
27NGSFC114250315SSNPT	10" x 1 1/4" NPT 12" x 1 1/4" NPT	1	-	-	10" => 250 mm 12" => 315 mm	1 1/4" NPT	0.68	1.57	2.56	2.28	2.67	1.81	0.60	\$387.75
27NGSFC114355630SSNPT	14" x 1 1/4" NPT ÷ 24" x 1 1/4" NPT	1	-	-	14" => 355 mm ÷ 24" => 630 mm	1 1/4" NPT	0.68	1.57	2.56	2.28	2.67	1.81	0.60	\$387.75
27NGSFC11290SSNPT	3" x 1 1/2" NPT	1	-	-	3" => 90 mm	1 1/2" NPT	0.68	1.97	2.95	2.40	3.33	2.17	0.60	\$392.50
27NGSFC112110SSNPT	3 1/2" x 1 1/2" NPT	1	-	-	3 1/2" => 110 mm	1 1/2" NPT	0.68	1.97	2.95	2.40	3.20	2.17	0.60	\$392.50
27NGSFC112125SSNPT	4" x 1 1/2" NPT	1	-	-	4" => 125 mm	1 1/2" NPT	0.68	1.97	2.95	2.40	3.15	2.17	0.60	\$392.50
27NGSFC112160SSNPT	6" x 1 1/2" NPT	1	-	-	6" => 160 mm	1 1/2" NPT	0.68	1.97	2.95	2.40	3.08	2.17	0.60	\$392.50
27NGSFC112200SSNPT	8" x 1 1/2" NPT	1	-	-	8" => 200 mm	1 1/2" NPT	0.68	1.97	2.95	2.40	3.03	2.17	0.60	\$392.50
27NGSFC112250SSNPT	10" x 1 1/2" NPT	1	-	-	10" => 250 mm	1 1/2" NPT	0.68	1.97	2.95	2.40	3.00	2.17	0.60	\$402.50
27NGSFC112315SSNPT	12" x 1 1/2" NPT	1	-	-	12" => 315 mm	1 1/2" NPT	0.68	1.97	2.95	2.40	2.94	2.17	0.60	\$402.50
27NGSFC112355450SSNPT	14" x 1 1/2" NPT 18" x 1 1/2" NPT	1	-	-	14" => 355 mm ÷ 18" => 450 mm	1 1/2" NPT	0.68	1.97	2.95	2.40	2.96	2.17	0.60	\$412.50
27NGSFC112500630SSNPT	20" x 1 1/2" NPT 24" x 1 1/2" NPT	1	-	-	20" => 500 mm ÷ 24" => 630 mm	1 1/2" NPT	0.68	1.97	2.95	2.40	2.94	2.17	0.60	\$412.50
27NGSFC2110SSNPT	3 1/2" x 2" NPT	1	-	-	3 1/2" => 110 mm	2" NPT	0.70	2.48	3.62	2.64	3.62	2.56	0.79	\$455.00
27NGSFC2125SSNPT	4" x 2" NPT	1	-	-	4" => 125 mm	2" NPT	0.70	2.48	3.62	2.64	3.51	2.56	0.79	\$455.00
27NGSFC2160SSNPT	6" x 2" NPT	1	-	-	6" => 160 mm	2" NPT	0.70	2.48	3.62	2.64	3.39	2.56	0.79	\$455.00
27NGSFC2200SSNPT	8" x 2" NPT	1	-	-	8" => 200 mm	2" NPT	0.70	2.48	3.62	2.64	3.31	2.56	0.79	\$455.00
27NGSFC2250SSNPT	10" x 2" NPT	1	-	-	10" => 250 mm	2" NPT	0.70	2.48	3.62	2.64	3.26	2.56	0.79	\$455.00
27NGSFC2315SSNPT	12" x 2" NPT	1	-	-	12" => 315 mm	2" NPT	0.70	2.48	3.62	2.64	3.22	2.56	0.79	\$455.00
27NGSFC2355450SSNPT	14" x 2" NPT 18" x 2" NPT	1	-	-	14" => 355 mm ÷ 18" => 450 mm	2" NPT	0.70	2.48	3.62	2.64	3.19	2.56	0.79	\$485.00
27NGSFC2500630SSNPT	20" x 2" NPT 24" x 2" NPT	1	-	-	20" => 500 mm ÷ 24" => 630 mm	2" NPT	0.70	2.48	3.62	2.64	3.16	2.56	0.79	\$485.00

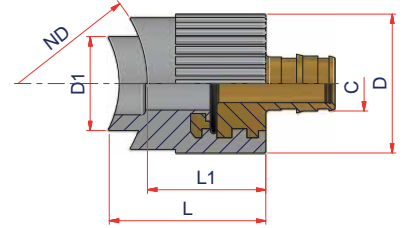
Attention: scraping the pipe surface to remove oxidation before welding the side fusion saddle



INSTAHEADER™ PEX ADAPTER (ASTM F 1960) FUSION WELDING SOCKETLET

Material: PP-RCT - PEX
Range: 1 ¼" x ½" ÷ 12" x 1"

Note: for instaheader parts which are to be welded to an SDR17 pipe diameters of 3 ½" (110mm) and less, the pressure rating of the completed part will be derated to 50% of the standard pressure rating for the SDR17 pipe. This limitation does not apply to pipes that are SDR11 or thicker.



Code	Size	Carton Qty	Weight lb/p.	Volume ft ³ /p.	ND	C (IPS)	LC	D1	D	L1	L	Price Each
27NPGS124050	1 ¼" x ½"	70	0.220	0.0053	1 ¼" => 40 mm	½"	0.73	0.98	1.46	1.24	1.77	\$ 17.00
	1 ½" x ½"				1 ½" => 50 mm							
27NPGS126375	2" x ½"	70	0.215	0.0053	2" => 63 mm	½"	0.73	0.98	1.46	1.24	1.65	\$ 17.00
	2 ½" x ½"				2 ½" => 75 mm							
27NPGS1290110125	3" x ½"	70	0.215	0.0053	3" => 90 mm	½"	0.73	0.98	1.46	1.24	1.61	\$ 17.00
	3 ½" x ½"				3 ½" => 110 mm							
	4" x ½"				4" => 125 mm							
27NPGS584050	1 ¼" x ⅝"	1	-	-	1 ¼" => 40 mm	⅝"	0.87	0.98	1.46	1.24	1.77	\$ 27.00
	1 ½" x ⅝"				1 ½" => 50 mm							
27NPGS586375	2" x ⅝"	1	-	-	2" => 63 mm	⅝"	0.87	0.98	1.46	1.24	1.65	\$ 27.00
	2 ½" x ⅝"				2 ½" => 75 mm							
27NPGS5890110125	3" x ⅝"	1	-	-	3" => 90 mm	⅝"	0.87	0.98	1.46	1.24	1.61	\$ 27.00
	3 ½" x ⅝"				3 ½" => 110 mm							
	4" x ⅝"				4" => 125 mm							
27NPGS344050	1 ¼" x ¾"	50	0.308	0.0078	1 ¼" => 40 mm	¾"	0.96	0.98	1.65	1.32	1.85	\$ 27.00
	1 ½" x ¾"				1 ½" => 50 mm							
27NPGS346375	2" x ¾"	50	0.308	0.0078	2" => 63 mm	¾"	0.96	0.98	1.65	1.32	1.73	\$ 27.00
	2 ½" x ¾"				2 ½" => 75 mm							
27NPGS3490110125	3" x ¾"	50	0.308	0.0078	3" => 90 mm	¾"	0.96	0.98	1.65	1.32	1.69	\$ 27.00
	3 ½" x ¾"				3 ½" => 110 mm							
	4" x ¾"				4" => 125 mm							
27NPGS16375	2" x 1"	1	-	-	2" => 63 mm	1"	1.20	1.26	2.13	1.50	2.05	\$ 38.00
	2 ½" x 1"				2 ½" => 75 mm							
27NPGS190110125	3" x 1"	1	-	-	3" => 90 mm	1"	1.20	1.26	2.13	1.50	1.97	\$ 38.00
	3 ½" x 1"				3 ½" => 110 mm							
	4" x 1"				4" => 125 mm							
27NPGS1250315	10" x 1" 12" x 1"	1	-	-	10" => 250 mm 12" => 315 mm	1"	1.20	1.26	2.13	1.50	1.89	\$ 38.00

Attention: scraping the pipe surface to remove oxidation before welding the side fusion saddle

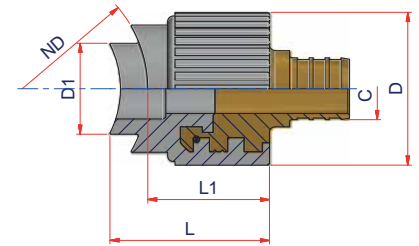


INSTAHEADER™ PEX ADAPTER (CRIMP RING - ASTM F 1807) FUSION WELDING SOCKET

Material: PP-RCT - PEX

Range: 1 ¼" x ½" ÷ 5" x 1"

Note: for instaheader parts which are to be welded to a an SDR17 pipe diameters of 3 ½" (110mm) and less, the pressure rating of the completed part will be derated to 50% of the standard pressure rating for the SDR17 pipe. This limitation does not apply to pipes that are SDR11 or thicker.



Code	Size	Carton Qty	Weight lb/p.	Volume ft ³ /p.	ND	C (IPS)	D1	D	L1	L	Price Each
27NPGSCR124050	1 ¼" x ½"	1	-	-	1 ¼" = > 40 mm	½"	0.98	1.46	1.24	1.77	\$ 17.00
	1 ½" x ½"				1 ½" = > 50 mm						
27NPGSCR126375	2" x ½"	1	-	-	2" = > 63 mm	½"	0.98	1.46	1.24	1.65	\$ 17.00
	2 ½" x ½"				2 ½" = > 75 mm						
27NPGSCR1290110125	3" x ½"	1	-	-	3" = > 90 mm	½"	0.98	1.46	1.24	1.61	\$ 17.00
	3 ½" x ½"				3 ½" = > 110 mm						
	4" x ½"				4" = > 125 mm						
27NPGSCR344050	1 ¼" x ¾"	1	-	-	1 ¼" = > 40 mm	¾"	0.98	1.65	1.32	1.85	\$ 27.00
	1 ½" x ¾"				1 ½" = > 50 mm						
27NPGSCR346375	2" x ¾"	1	-	-	2" = > 63 mm	¾"	0.98	1.65	1.32	1.73	\$ 27.00
	2 ½" x ¾"				2 ½" = > 75 mm						
27NPGSCR3490110125	3" x ¾"	1	-	-	3" = > 90 mm	¾"	0.98	1.65	1.32	1.69	\$ 27.00
	3 ½" x ¾"				3 ½" = > 110 mm						
	4" x ¾"				4" = > 125 mm						
27NPGSCR16375	2" x 1"	1	-	-	2" = > 63 mm	1"	1.26	2.13	1.50	2.05	\$ 38.00
	2 ½" x 1"				2 ½" = > 75 mm						
27NPGSCR190110125	3" x 1"	1	-	-	3" = > 90 mm	1"	1.26	2.13	1.50	1.97	\$ 38.00
	3 ½" x 1"				3 ½" = > 110 mm						
	4" x 1"				4" = > 125 mm						

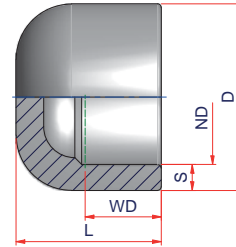
Attention: scraping the pipe surface to remove oxidation before welding the side fusion saddle



END CAP - SOCKET FUSION

Material: PP-RCT

Range: ½" ÷ 5"

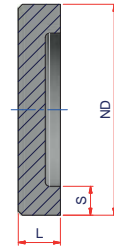


Code	Size	Carton Qty	Weight lb/p.	Volume ft ³ /p.	ND	S	D	WD	L	Price Each
27NCC20	½"	200	0.025	0.0018	½" => 20 mm	0.13	1.18	9/16	1.14	\$ 2.75
27NCC25	¾"	130	0.040	0.0028	¾" => 25 mm	0.17	1.40	5/8	1.34	\$ 3.50
27NCC32	1"	80	0.083	0.0046	1" => 32 mm	0.21	1.77	11/16	1.58	\$ 4.25
27NCC40	1 ¼"	50	0.106	0.0134	1 ¼" => 40 mm	0.26	2.13	13/16	1.65	\$ 6.50
27NCC50	1 ½"	35	0.157	0.0109	1 ½" => 50 mm	0.33	2.60	15/16	1.89	\$ 9.00
27NCC63	2"	30	0.337	0.0222	2" => 63 mm	0.41	3.27	1-1/16	2.21	\$ 15.25
27NCC75	2 ½"	10	0.638	0.0381	2 ½" => 75 mm	0.49	3.90	1-3/16	2.40	\$ 22.25
27NCC90	3"	8	0.715	0.0367	3" => 90 mm	0.59	4.72	1-5/16	2.44	\$ 50.50
27NCC110	3 ½"	8	1.265	0.0742	3 ½" => 110 mm	0.72	5.83	1-7/16	2.68	\$ 60.75
27NCC125	4"	14	1.834	0.0908	4" => 125 mm	0.82	6.61	1-9/16	3.17	\$ 92.75



END CAP - SHORT SPIGOT SDR 7.3

Material: PP-RCT
Range: 6" ÷ 12"
Notes: Fabricated fitting
For butt fusion

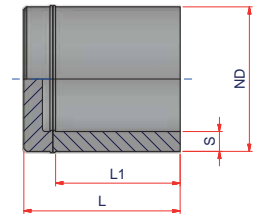


Code	Size	Carton Qty	Weight lb/p.	Volume ft ³ /p.	ND	S	L	Price Each
27NCC16073MS	6"	-	-	-	6"=> 160 mm	0.86	1.97	\$ 127.00
27NCC20073MS	8"	-	-	-	8"=> 200 mm	1.08	1.97	\$ 140.00
27NCC25073MS	10"	-	-	-	10"=> 250 mm	1.35	3.15	\$ 160.00
27NCC31573MS	12"	-	-	-	12"=> 315 mm	1.70	3.15	\$ 900.00



END CAP - LONG SPIGOT SDR 7.3

Material: PP-RCT
Range: 6" ÷ 12"
Notes: Fabricated fitting + Elongated
For butt fusion or electrofusion welding



Code	Size	Carton Qty	Weight lb/p.	Volume ft ³ /p.	ND	S	L1	L	Price Each
27NCC16073MB	6"	-	-	-	6"=> 160 mm	0.86	4.25	5.91	\$ 250.00
27NCC20073MB	8"	-	-	-	8"=> 200 mm	1.08	5.24	6.89	\$ 350.00
27NCC25073MB	10"	-	-	-	10"=> 250 mm	1.35	8.35	11.50	\$ 460.00
27NCC31573MB	12"	-	-	-	12"=> 315 mm	1.70	12.59	15.74	\$ 1,450.00

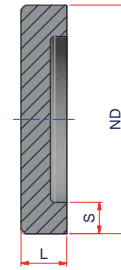


END CAP - SHORT SPIGOT SDR 9

Material: PP-RCT

Range: 10" ÷ 14"

Notes: Fabricated fitting
For butt fusion



Code	Size	Carton Qty	Weight lb/p.	Volume ft³/p.	ND	S	L	Price Each
27NCC2509MS	10"	-	-	-	10"=> 250 mm	1.09	3.15	\$ 160.00
27NCC3159MS	12"	-	-	-	12"=> 315 mm	1.38	3.15	\$ 900.00
27NCC3559MS	14"	-	-	-	14"=> 355 mm	1.55	3.15	\$ 1,387.00

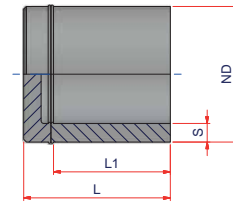


END CAP - LONG SPIGOT SDR 9

Material: PP-RCT

Range: 6" ÷ 14"

Notes: Fabricated fitting + Elongated
For butt fusion or electrofusion welding



Code	Size	Carton Qty	Weight lb/p.	Volume ft³/p.	ND	S	L1	L	Price Each
27NCC1609MB	6"	-	-	-	6"=> 160 mm	0.70	4.25	5.91	\$ 250.00
27NCC2009MB	8"	-	-	-	8"=> 200 mm	0.87	5.24	6.89	\$ 350.00
27NCC2509MB	10"	-	-	-	10"=> 250 mm	1.09	8.35	11.50	\$ 460.00
27NCC3159MB	12"	-	-	-	12"=> 315 mm	1.38	12.59	15.74	\$ 1,450.00
27NCC3559MB	14"	-	-	-	14"=> 355 mm	1.55	12.59	15.74	\$ 2,100.00



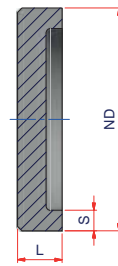
END CAP - SHORT SPIGOT SDR 11

Material: PP-RCT


Range: 10" ÷ 20"

Notes: Fabricated fitting

For butt fusion or electrofusion welding



Code	Size	Carton Qty	Weight lb/p.	Volume ft ³ /p.	ND	S	L	Price Each
27NCC25011MS	10"	5	7.040	0.5650	10"=>250 mm	0.89	1.97	\$ 160.00
27NCC31511MS	12"	-	-	-	12"=>315 mm	1.13	1.97	\$ 650.00
27NCC35511MS	14"	-	-	-	14"=>355 mm	1.27	3.15	\$ 925.00
27NCC40011MS	16"	4	43.450	4.4921	16"=>400 mm	1.43	3.15	\$ 1,250.00
27NCC45011MS	18"	-	-	-	18"=>450 mm	1.61	3.15	\$ 1,600.00
27NCC50011MS	20"	-	-	-	20"=>500 mm	1.79	3.15	\$ 1,800.00



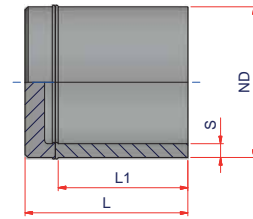

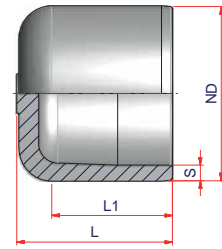
END CAP - LONG SPIGOT SDR11

Material: PP-RCT

Range: 2" ÷ 20"

Notes: Type A: Injected fitting

Type B: Fabricated fitting + Elongated
For butt fusion or electrofusion welding



Code	Type	Size	Carton Qty	Weight lb/p.	Volume ft³/p.	ND	S	L1	L	Price Each
27NCC6311M	A	2"	70	0.232	0.0180	2"=> 63 mm	0.23	2.76	3.43	\$ 15.00
27NCC7511M	A	2½"	40	0.369	0.0318	2½"=> 75 mm	0.27	2.95	3.74	\$ 22.00
27NCC9011M	A	3"	30	0.607	0.0706	3"=> 90 mm	0.32	3.19	4.13	\$ 50.00
27NCC11011M	A	3½"	18	0.999	0.0706	3½"=> 110 mm	0.39	3.54	4.69	\$ 60.00
27NCC12511M	A	4"	24	1.375	0.1180	4"=> 125 mm	0.45	3.74	5.04	\$ 92.00
27NCC16011M	A	6"	16	2.633	0.1766	6"=> 160 mm	0.58	4.25	5.59	\$ 125.00
27NCC20011M	A	8"	24	4.703	0.3178	8"=> 200 mm	0.72	5.24	6.77	\$ 140.00
27NCC25011MB	B	10"	1	-	-	10"=> 250 mm	0.90	8.35	11.50	\$ 450.00
27NCC31511MB	B	12"	1	-	-	12"=> 315 mm	1.13	12.59	15.74	\$ 1,050.00
27NCC35511MB	B	14"	1	-	-	14"=> 355 mm	1.27	12.59	15.74	\$ 1,400.00
27NCC40011MB	B	16"	1	-	-	16"=> 400 mm	1.43	12.59	16.52	\$ 1,850.00
27NCC45011MB	B	18"	1	-	-	18"=> 450 mm	1.61	13.39	17.32	\$ 2,500.00
27NCC50011MB	B	20"	1	-	-	20"=> 500 mm	1.79	14.96	18.11	\$ 3,000.00



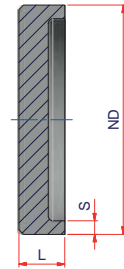
END CAP - SHORT SPIGOT SDR 17

Material: PP-RCT

Range: 10" ÷ 24"

Notes: Fabricated fitting

For butt fusion or electrofusion welding



Code	Size	Carton Qty	Weight lb/p.	Volume ft ³ /p.	ND	S	L	Price Each
27NCC25017MS	10"	-	-	-	10"=> 250 mm	0.58	1.97	\$ 160.00
27NCC31517MS	12"	-	-	-	12"=> 315 mm	0.74	1.97	\$ 650.00
27NCC35517MS	14"	-	-	-	14"=> 355 mm	0.83	1.97	\$ 925.00
27NCC40017MS	16"	-	-	-	16"=> 400 mm	0.93	1.97	\$ 1,250.00
27NCC45017MS	18"	-	-	-	18"=> 450 mm	1.05	3.15	\$ 1,600.00
27NCC50017MS	20"	-	-	-	20"=> 500 mm	1.17	3.15	\$ 1,800.00
27NCC56017MS	22"	-	-	-	22"=> 560 mm	1.31	3.15	\$ 2,100.00
27NCC63017MS	24"	-	-	-	24"=> 630 mm	1.47	3.15	\$ 2,900.00



(A)



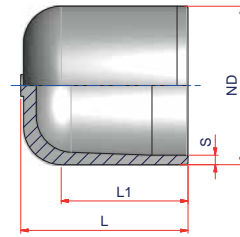
END CAP - LONG SPIGOT SDR 17

Material: PP-RCT

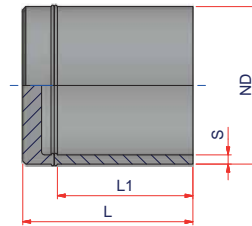
Range: 2" ÷ 24"

Notes: Type A: Injected fitting

Type B: Fabricated fitting + Elongated
For butt fusion or electrofusion welding



(B)



Code	Type	Size	Carton Qty	Weight lb/p.	Volume ft ³ /p.	ND	S	L1	L	Price Each
27NCC6317M	A	2"	-	-	-	2" => 63 mm	0.15	2.76	3.43	\$ 13.00
27NCC7517M	A	2½"	-	-	-	2½" => 75 mm	0.18	2.95	3.74	\$ 20.00
27NCC9017M	A	3"	30	0.444	0.0424	3" => 90 mm	0.21	3.19	4.13	\$ 45.00
27NCC11017M	A	3½"	18	0.868	0.0706	3½" => 110 mm	0.26	3.46	4.57	\$ 55.00
27NCC12517M	A	4"	24	0.999	0.1176	4" => 125 mm	0.29	3.74	5.04	\$ 85.00
27NCC16017M	A	6"	40	1.843	0.1907	6" => 160 mm	0.37	4.25	5.59	\$ 125.00
27NCC20017M	A	8"	24	3.309	0.3178	8" => 200 mm	0.47	5.35	6.65	\$ 140.00
27NCC25017MB	B	10"	1	-	-	10" => 250 mm	0.58	8.35	11.5	\$ 400.00
27NCC31517MB	B	12"	1	-	-	12" => 315 mm	0.74	12.59	15.74	\$ 1,000.00
27NCC35517MB	B	14"	1	-	-	14" => 355 mm	0.83	12.59	15.74	\$ 1,350.00
27NCC40017MB	B	16"	1	-	-	16" => 400 mm	0.93	12.59	16.52	\$ 1,750.00
27NCC45017MB	B	18"	1	-	-	18" => 450 mm	1.05	13.39	17.32	\$ 2,200.00
27NCC50017MB	B	20"	1	-	-	20" => 500 mm	1.17	14.96	18.11	\$ 2,550.00
27NCC56017MB	B	22"	1	-	-	22" => 560 mm	1.31	15.75	18.9	\$ 2,975.00
27NCC63017MB	B	24"	1	-	-	24" => 630 mm	1.47	17.32	20.47	\$ 4,000.00



(A)

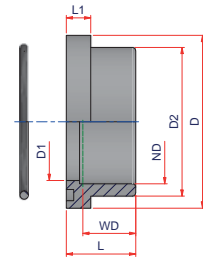


STUB FLANGE - SOCKET FUSION

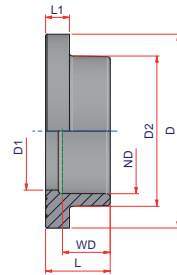
Material: PP-RCT - NBR O'ring

Range: 1" ÷ 4"

Note: from 1" to 2½" with o'ring
from 3" to 4" gasket is not included



(B)



Code	Type	Size	Carton Qty	Weight lb/p.	Volume ft³/p.	ND	D1	D2	D	WD	L1	L	Price Each
27NCOSA32	A	1"	100	0.048	0.0028	1" => 32 mm	1.10	1.60	2.01	11/16	0.39	1.02	\$ 6.00
27NCOSA40	A	1 ¼"	50	0.088	0.0078	1 ¼" => 40 mm	1.42	1.95	2.52	13/16	0.39	1.18	\$ 7.00
27NCOSA50	A	1 ½"	36	0.122	0.0106	1 ½" => 50 mm	1.83	2.40	2.88	15/16	0.39	1.34	\$ 11.25
27NCOSA63	A	2"	25	0.176	0.0152	2" => 63 mm	2.24	2.99	4.02	1 1/16	0.75	1.42	\$ 12.50
27NCOSA75	A	2 ½"	12	0.284	0.0318	2 ½" => 75 mm	2.80	3.54	4.11	1 3/16	0.59	1.65	\$ 17.75
27NCOSA90	B	3"	8	0.550	0.0367	3" => 90 mm	3.31	4.25	5.43	1 5/16	0.67	1.81	\$ 36.00
27NCOSA110	B	3 ½"	10	0.825	0.0593	3 ½" => 110 mm	4.09	5.16	6.22	1 7/16	0.95	2.05	\$ 53.75
27NCOSA125 ⁽¹⁾	B	4"	8	0.825	0.0742	4" => 125 mm	4.57	5.75	6.70	1 9/16	0.98	2.17	\$ 90.00

⁽¹⁾ The 5" Stub Flange on this page is for use with a 4" ANSI Backing Ring

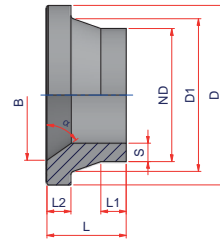
NOTICE

When using Niron Stub Flanges and Backing Rings to connect to a Butterfly Valve, always consult with the Nupi Technical Department to verify dimensional compatibility. Prior to installing, verify clearance of the Butterfly Vane to insure that the vane will be able to open and close after installation. This should be verified with the vane in the fully open position against the stub flange when it is seated against the valve. It is the responsibility of the installer to verify this prior to installation.



STUB FLANGE - SHORT SPIGOT SDR 7.3

Material: PP-RCT
 Range: 8" ÷ 12"
 Notes: Fabricated fitting
 For butt fusion or electrofusion welding



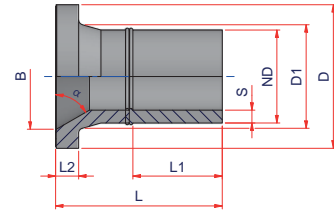
Code	Size	Carton Qty	Weight lb/p.	Volume ft ³ /p.	ND	S	D	D1	L1	L2	L	B	α	Price Each
27NCRT20073S	8"	-	-	-	8" => 200 mm	1.08	10.63	9.04	1.50	1.57	4.72	8.18	65°	\$ 370.00
27NCRT25073S	10"	-	-	-	10" => 250 mm	1.35	12.60	11.08	1.30	1.97	4.72	10.20	65°	\$ 450.00
27NCRT31573S	12"	-	-	-	12" => 315 mm	1.70	15.04	12.75	1.18	2.05	4.72	11.02	65°	\$ 1,300.00

(1) The 5" Stub Flange on this page is for use with a 4" ANSI Backing Ring.



STUB END FOR 5" ANSI BACKING RING - SDR 7.3

Material: PP-RCT
 Range: 5" ANSI
 Notes: Fabricated fitting + Elongated
 For butt fusion or electrofusion welding
 Use with special flange **00FLAVN1255A5**



Code	Size	Carton Qty	Weight lb/p.	Volume ft ³ /p.	ND	S	D	D1	L1	L2	L	B	Price Each
27NCRT12573A5MB	5" ANSI	1	-	-	5" => 125 mm	0.67	7.60	5.49	4.72	1.38	8.62	5.60	\$ 110.00

See NOTICE on page 121



(A)



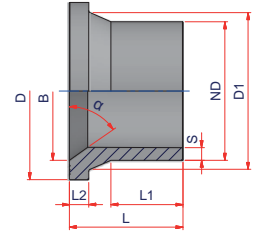
STUB FLANGE - LONG SPIGOT SDR 7.3

Material: PP-RCT

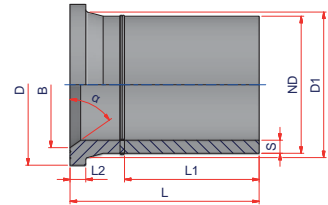
Range: 1" ÷ 12"

Notes: Type A: Injected fitting

Type B: Fabricated fitting + Elongated
For butt fusion or electrofusion welding



(B)



Code	Type	Size	Carton Qty	Weight lb/p.	Volume ft ³ /p.	ND	S	D	D1	L1	L2	L	B	α	Price Each
27NCRT3273	A	1"	-	-	-	1" => 32 mm	0.17	2.48	1.65	1.72	0.41	3.07	1.26	72.5°	\$ 20.00
27NCRT4073	A	1 ¼"	-	-	-	1 ¼" => 40 mm	0.22	2.83	1.93	2.48	0.43	3.77	1.57	55°	\$ 25.00
27NCRT5073	A	1 ½"	-	-	-	1 ½" => 50 mm	0.27	3.23	2.35	2.56	0.47	3.81	1.97	55°	\$ 27.00
27NCRT6373	A	2"	30	0.587	0.0424	2" => 63 mm	0.34	3.96	2.95	2.83	0.71	4.61	2.44	77°	\$ 30.00
27NCRT7573	A	2 ½"	-	-	-	2 ½" => 75 mm	0.41	4.69	3.50	3.27	0.82	5.03	2.87	74.5°	\$ 40.00
27NCRT9073	A	3"	-	-	-	3" => 90 mm	0.48	5.43	4.07	3.62	0.73	5.14	3.48	70°	\$ 45.00
27NCRT11073	A	3 ½"	-	-	-	3 ½" => 110 mm	0.59	6.30	5.04	3.90	0.87	5.39	4.17	69°	\$ 92.00
27NCRT12573	A	4"	-	-	-	4" => 125 mm	0.67	6.30	5.20	3.94	0.93	5.87	4.33	74.5°	\$ 110.00
27NCRT16073	A	6"	-	-	-	6" => 160 mm	0.86	8.39	6.81	4.23	1.11	6.59	5.71	72.5°	\$ 120.00
27NCRT20073MB	B	8"	-	-	-	8" => 200 mm	1.08	10.63	9.04	7.28	1.57	12.00	8.17	65°	\$ 630.00
27NCRT25073MB	B	10"	-	-	-	10" => 250 mm	1.35	12.60	11.08	8.35	1.97	13.07	10.20	65°	\$ 810.00
27NCRT31573MB	B	12"	-	-	-	12" => 315 mm	1.70	15.04	12.75	12.59	2.05	17.31	11.02	65°	\$ 1,890.00

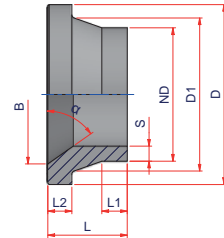
Please contact our technical department for use with butterfly valves to check compatibility

See NOTICE on page 121



STUB FLANGE - SHORT SPIGOT SDR 9

Material: PP-RCT
 Range: 8" ÷ 14"
 Notes: Fabricated fitting
 For butt fusion or electrofusion welding



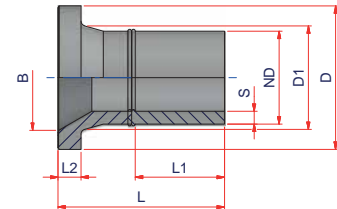
Code	Size	Carton Qty	Weight lb/p.	Volume ft ³ /p.	ND	S	D	D1	L1	L2	L	B	α	Price Each
27NCRT2009S	8"	-	-	-	8"=> 200 mm	0.87	10.63	9.04	1.50	1.57	4.72	7.72	65°	\$ 370.00
27NCRT2509S	10"	-	-	-	10"=> 250 mm	1.09	12.60	11.08	1.30	1.97	4.72	9.45	65°	\$ 450.00
27NCRT3159S	12"	-	-	-	12"=> 315 mm	1.38	14.96	12.75	1.18	2.05	4.72	11.42	65°	\$ 1,300.00
27NCRT3559S	14"	-	-	-	14"=> 355 mm	1.55	16.93	13.93	4.33	1.52	5.91	13.31	67.5°	\$ 1,650.00

(1) The 5"Stub Flange on this page is for use with a 4"ANSI Backing Ring



STUB END FOR 5"ANSI BACKING RING - SDR 9

Material: PP-RCT
 Range: 5"ANSI
 Notes: Fabricated fitting + Elongated
 For butt fusion or electrofusion welding
 Use with special flange **00FLAVN1255A5**



Code	Size	Carton Qty	Weight lb/p.	Volume ft ³ /p.	ND	S	D	D1	L1	L2	L	B	Price Each
27NCRT1259A5MB	5"ANSI	1	-	-	4"=> 125 mm	0.67	7.60	5.49	4.72	1.22	8.62	5.60	\$ 110.00

See NOTICE on page 121

(A)



STUB FLANGE - LONG SPIGOT SDR 9

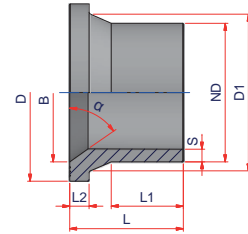
Material: PP-RCT

Range: 1" ÷ 14"

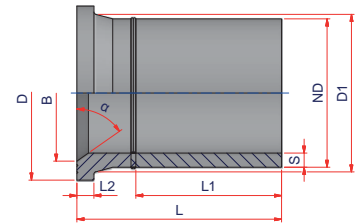
Notes: Type A: Injected fitting

Type B: Fabricated fitting + Elongated

For butt fusion or electrofusion welding



(B)



Code	Type	Size	Carton Qty	Weight lb/p.	Volume ft ³ /p.	ND	S	D	D1	L1	L2	L	B	α	Price Each
27NCRT329	A	1"	-	-	-	1" => 32 mm	0.14	2.48	1.65	1.72	0.41	3.07	1.26	72.5°	\$ 20.00
27NCRT409	A	1¼"	-	-	-	1¼" => 40 mm	0.17	2.83	1.93	2.48	0.43	3.77	1.57	55°	\$ 25.00
27NCRT509	A	1½"	-	-	-	1½" => 50 mm	0.22	3.23	2.35	2.56	0.47	3.81	1.97	55°	\$ 27.00
27NCRT639	A	2"	30	0.587	0.0424	2" => 63 mm	0.28	3.96	2.95	2.83	0.71	4.61	2.44	77°	\$ 30.00
27NCRT759	A	2½"	-	-	-	2½" => 75 mm	0.33	4.69	3.50	3.27	0.82	5.03	2.87	74.5°	\$ 40.00
27NCRT909	A	3"	-	-	-	3" => 90 mm	0.39	5.43	4.07	3.62	0.73	5.14	3.48	70°	\$ 45.00
27NCRT1109M	A	3½"	-	-	-	3½" => 110 mm	0.48	6.30	5.04	3.90	0.87	5.39	4.17	69°	\$ 92.00
27NCRT1259M	A	4"	-	-	-	4" => 125 mm	0.55	6.30	5.20	3.94	0.93	5.87	4.33	74.5°	\$ 110.00
27NCRT1609M	A	6"	-	-	-	6" => 160 mm	0.70	8.39	6.81	4.23	1.11	6.59	5.71	72.5°	\$ 120.00
27NCRT2009MB	B	8"	-	-	-	8" => 200 mm	0.87	10.63	9.04	7.28	1.57	12.00	8.17	65°	\$ 640.00
27NCRT2509MB	B	10"	-	-	-	10" => 250 mm	1.09	12.60	11.08	8.35	1.97	13.07	10.20	65°	\$ 820.00
27NCRT3159MB	B	12"	-	-	-	12" => 315 mm	1.38	15.04	12.75	12.59	2.05	17.31	11.42	65°	\$ 1,990.00
27NCRT3559MB	B	14"	-	-	-	14" => 355 mm	1.55	16.93	13.98	12.59	1.52	18.50	13.31	67.5°	\$ 3,000.00

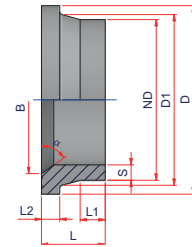
Please contact our technical department for use with butterfly valves to check compatibility.

See NOTICE on page 121



STUB FLANGE - SHORT SPIGOT SDR 11

Material: PP-RCT
Range: 14" ÷ 20"
Notes: Fabricated fitting
For butt fusion or electrofusion welding

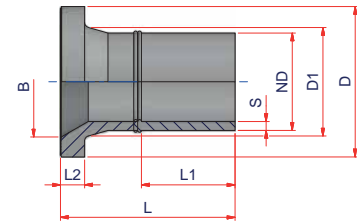


Code	Size	Carton Qty	Weight lb/p.	Volume ft³/p.	ND	S	D	D1	L1	L2	L	B	α	Price Each
27NCRT35511S	14"	-	-	-	14"=> 355 mm	1.27	16.93	13.98	4.33	1.52	5.91	13.31	68°	\$ 1,100.00
27NCRT40011S	16"	11	18.000	1.6333	16"=> 400 mm	1.43	18.98	16.02	2.76	1.75	6.10	14.88	55°	\$ 1,200.00
27NCRT45011S	18"	8	25.438	2.246	18"=> 450 mm	1.61	21.42	18.06	2.44	2.30	6.50	17.56	55°	\$ 1,450.00
27NCRT50011S	20"	6	30.617	2.9947	20"=> 500 mm	1.79	23.03	20.02	3.15	2.30	6.89	19.02	68°	\$ 2,500.00




STUB END FOR 5" ANSI BACKING RING - SDR 11

Material: PP-RCT
Range: 5" ANSI
Notes: Fabricated fitting + Elongated
For butt fusion or electrofusion welding
Use with special flange **00FLAVN1255A5**



Code	Size	Carton Qty	Weight lb/p.	Volume ft³/p.	ND	S	D	D1	L1	L2	L	B	Price Each
27NCRT12511A5MB	5"ANSI	1	-	-	4"=> 125 mm	0.46	7.60	5.49	4.72	8.62	8.62	5.60	\$ 100.00

See NOTICE on page 121



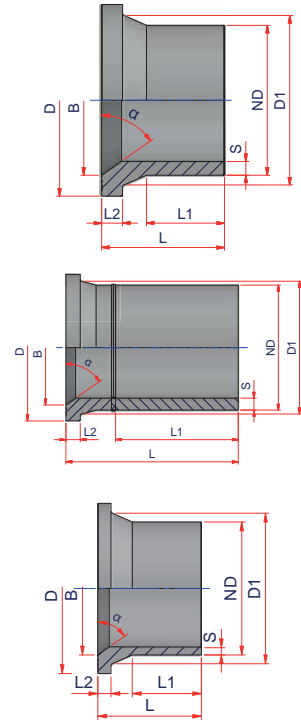
STUB FLANGE - LONG SPIGOT SDR 11

Material: PP-RCT

Range: 1" ÷ 20"

Notes: Type A: Injected fitting

Type B: Fabricated fitting + Elongated
For butt fusion or electrofusion welding



Code	Size	Type	Carton Qty	Weight lb/p.	Volume ft ³ /p.	ND	S	D	D1	L1	L2	L	B	α	Price Each
27NCRT3211	1"	A	60	0.143	0.0099	1" => 32 mm	0.13	2.48	1.61	1.72	0.41	3.07	1.26	55°	\$ 10.00
27NCRT4011	1 1/4"	A	30	0.205	0.0222	1 1/4" => 40 mm	0.15	2.83	1.93	2.48	0.43	3.77	1.57	55°	\$ 12.00
27NCRT5011	1 1/2"	A	24	0.293	0.0247	1 1/2" => 50 mm	0.18	3.23	2.35	2.56	0.47	3.81	1.97	55°	\$ 14.00
27NCRT6311	2"	A	30	0.469	0.0424	2" => 63 mm	0.23	3.96	2.95	2.74	0.66	4.48	2.47	70°	\$ 18.00
27NCRT7511	2 1/2"	A	48	0.665	0.0590	2 1/2" => 75 mm	0.27	4.69	3.50	3.03	0.67	4.65	2.83	79°	\$ 25.00
27NCRT9011	3"	A	30	1.203	0.0943	3" => 90 mm	0.32	5.22	4.13	3.70	0.71	5.12	3.46	70°	\$ 36.00
27NCRT11011	3 1/2"	A	48	1.627	0.1589	3 1/2" => 110 mm	0.39	6.30	4.92	3.66	0.75	5.24	4.29	67.5°	\$ 53.75
27NCRT12511	4"	A	40	1.727	0.1907	4" => 125 mm	0.45	6.30	5.20	3.82	0.79	5.61	4.41	78°	\$ 65.00
27NCRT16011	6"	A	24	3.868	0.3178	6" => 160 mm	0.58	8.41	6.81	4.07	0.96	6.30	5.81	76.5°	\$ 87.50
27NCRT20011	8"	A	12	7.077	0.6357	8" => 200 mm	0.72	10.55	9.06	4.53	1.26	7.39	8.17	65°	\$ 265.00
27NCRT25011	10"	A	18	9.717	0.9984	10" => 250 mm	0.9	12.52	10.75	5.20	1.32	8.19	10.20	65°	\$ 345.00
27NCRT31511	12"	A	12	13.383	1.4974	12" => 315 mm	1.13	14.57	12.72	5.35	1.77	8.07	12.20	67.5°	\$ 690.00
27NCRT35511MB	14"	B	-	-	-	14" => 355 mm	1,27	16,93	13,98	12,59	1,52	18,5	13,31	67.5°	\$ 1,650.00
27NCRT40011MB	16"	B	-	-	-	16" => 400 mm	1,43	18,98	16,02	12,59	1,75	18,69	14,88	55°	\$ 1,850.00
27NCRT40011MBV ⁽¹⁾	16"	C	-	-	-	16" => 400 mm	1,43	19,29	15,75	12,59	3,17	17,32	15,51	67.5°	\$ 2,500.00
27NCRT45011MB	18"	B	-	-	-	18" => 450 mm	1,61	21,42	18,06	13,39	2,3	19,89	17,56	55°	\$ 2,250.00
27NCRT45011MBV ⁽¹⁾	18"	C	-	-	-	18" => 450 mm	1,61	21,42	17,72	13,39	3,17	18,11	17,56	65°	\$ 3,200.00
27NCRT50011MB	20"	B	-	-	-	20" => 500 mm	1,79	23,03	20,02	14,96	2,3	21,85	19	67.5°	\$ 3,380.00

See NOTICE on page 121

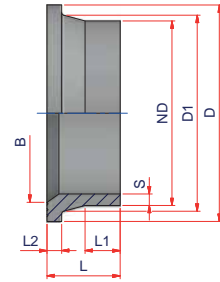
⁽¹⁾ This part number should only be used with butterfly valves.

Please contact our technical department for use with butterfly valves to check compatibility.



STUB FLANGE - SHORT SPIGOT SDR 17

Material: PP-RCT
Range: 14" ÷ 24"
Notes: For butt welding

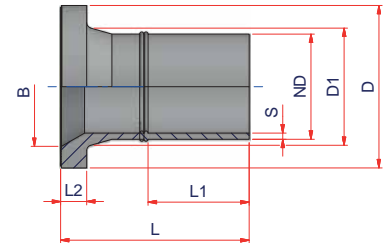


Code	Size	Carton Qty	Weight lb/p.	Volume ft³/p.	ND	S	D	D1	L1	L2	L	B	α	Price Each
27NCRT35517S	14"	-	-	-	14"=> 355 mm	0.83	16.93	13.98	4.72	1.12	5.91	13.31	55°	\$ 840.00
27NCRT40017S	16"	-	-	-	16"=> 400 mm	0.93	18.98	16.03	2.95	1.24	6.10	14.88	55°	\$ 960.00
27NCRT45017S	18"	8	23.375	2.246	18"=> 450 mm	1.05	21.42	18.07	2.91	1.75	6.69	17.56	55°	\$ 1,250.00
27NCRT50017S	20"	6	23.467	2.994	20"=> 500 mm	1.17	23.03	20.03	3.27	1.75	6.89	18.90	55°	\$ 1,265.00
27NCRT56017S	22"	-	-	-	22"=> 560 mm	1.31	25.51	22.23	1.26	1.93	4.72	20.47	75°	\$ 1,380.00
27NCRT63017S	24"	-	-	-	24"=> 630 mm	1.47	26.97	25.23	4.80	1.91	7.09	23.03	72,5°	\$ 1,600.00



STUB END FOR 5" ANSI BACKING RING - SDR 17

Material: PP-RCT
Range: 5"ANSI
Notes: Fabricated fitting + Elongated
For butt fusion or electrofusion welding
Use with special flange **00FLAVN1255A5**



Code	Size	Carton Qty	Weight lb/p.	Volume ft³/p.	ND	S	D	D1	L1	L2	L	B	Price Each
27NCRT12517A5MB	5"ANSI	1	-	-	4"=> 125 mm	0.29	7.60	5.49	4.72	1.22	8.62	5.60	\$ 95.00

See NOTICE on page 121

(A)



STUB FLANGE - LONG SPIGOT SDR 17

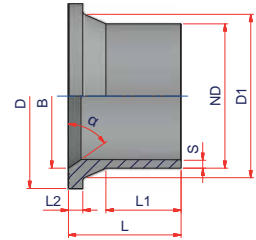
Material: PP-RCT

Range: 2" ÷ 24"

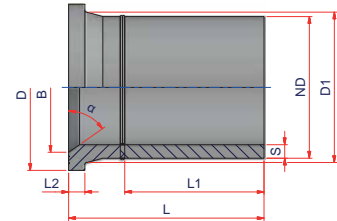
Notes: Type A: Injected fitting

Type B: Fabricated fitting + Elongated

For butt fusion or electrofusion welding



(B)



Code	Type	Size	Carton Qty	Weight lb/p.	Volume ft ³ /p.	ND	S	D	D1	L1	L2	L	B	α	Price Each
27NCRT6317	A	2"	30	0.367	0.0424	2"=>63 mm	0.15	3.94	2.91	2.95	0.59	4.6	2.52	55°	\$ 18.00
27NCRT7517	A	2½"	18	0.550	0.0706	2½"=>75 mm	0.18	4.69	3.50	3.31	0.63	4.95	2.95	55°	\$ 25.00
27NCRT9017	A	3"	30	0.880	0.0943	3"=>90 mm	0.21	5.16	4.13	4.06	0.67	5.59	3.54	55°	\$ 36.00
27NCRT11017	A	3½"	48	1.375	0.1589	3½"=>110 mm	0.26	6.22	4.92	3.62	0.71	5.16	4.33	55°	\$ 53.75
27NCRT12517	A	4"	40	1.430	0.1907	4"=>125 mm	0.29	6.22	5.15	5.2	0.67	6.73	4.88	55°	\$ 65.00
27NCRT16017	A	6"	24	2.842	0.3178	6"=>160 mm	0.37	8.35	6.89	4.13	0.71	7.08	6.3	65°	\$ 62.75
27NCRT20017	A	8"	12	5.317	0.6357	8"=>200 mm	0.47	10.55	9.06	5.04	1.13	7.76	8.17	65°	\$ 180.00
27NCRT25017	A	10"	18	6.722	0.9984	10"=>250 mm	0.58	12.52	10.68	5.2	1.32	8.19	10.2	70°	\$ 245.00
27NCRT31517	A	12"	12	10.817	1.4974	12"=>315 mm	0.74	14.57	13.11	5.39	1.77	8.07	12.2	68°	\$ 600.00
27NCRT35517MB	B	14"	-	-	-	14"=>355 mm	0.83	16.93	13.98	12.59	1.12	18.5	13.31	68°	\$ 1,350.00
27NCRT40017MB	B	16"	-	-	-	16"=>400 mm	0.93	18.98	16.02	12.59	1.24	18.69	15.35	65°	\$ 1,550.00
27NCRT45017MB	B	18"	-	-	-	18"=>450 mm	1.05	21.42	18.07	13.39	1.75	20.08	17.56	65°	\$ 1,950.00
27NCRT50017MB	B	20"	-	-	-	20"=>500 mm	1.17	23.03	20.04	14.96	1.75	21.85	19.02	68°	\$ 2,100.00
27NCRT56017MB	B	22"	-	-	-	22"=>560 mm	1.31	25.51	22.24	15.75	1.93	20.47	20.47	75°	\$ 2,400.00
27NCRT63017MB	B	24"	-	-	-	24"=>630 mm	1.47	26.97	25.24	17.32	1.91	24.41	23.03	73°	\$ 2,825.00

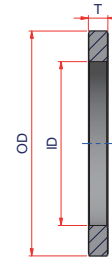
See NOTICE on page 121

Please contact our technical department for use with butterfly valves to check compatibility.



STUB FLANGE SPACER

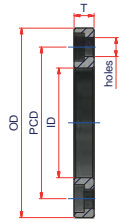
Material: PP-RCT Grey
Range: 6" ÷ 24"



Code	Size	Carton Qty	Weight lb/p.	Volume ft ³ /p.	ND (PP)	ID	OD	T
27NCRTSPACER160	6"	1	-	-	6"=> 160 mm	6.22	8.54	0.94
27NCRTSPACER200	8"	1	-	-	8"=> 200 mm	8.27	10.81	0.94
27NCRTSPACER250	10"	1	-	-	10"=> 250 mm	10.24	12.36	0.94
27NCRTSPACER315	12"	1	-	-	12"=> 315 mm	12.40	15.93	0.94
27NCRTSPACER355	14"	1	-	-	14"=> 355 mm	13.58	17.54	0.91
27NCRTSPACER400	16"	1	-	-	16"=> 400 mm	15.12	20.02	0.91
27NCRTSPACER450	18"	1	-	-	18"=> 450 mm	17.56	21.44	0.91
27NCRTSPACER500	20"	1	-	-	20"=> 500 mm	20.47	22.91	0.91
27NCRTSPACER560	22"	1	-	-	22"=> 560 mm	20.67	25.79	0.91
27NCRTSPACER630	24"	1	-	-	24"=> 630 mm	24.02	26.97	1.42



BACKING RING ANSI/ASA 150# FR-PP ENCAPSULATED DUCTILE IRON



Range: 1" ÷ 10" and 24"

Note: 4" socket fusion flanges (27NCOSA125) should only be used in applications requiring a 4" ANSI backing ring (00FLAACPP1254). Do not use 27NCOSA125 with 5" ANSI backing rings.

⁽¹⁾ Part # 00FLACP1104 are for use with both 3½" (110 mm) Socket Fusion Stub Flanges and 3½" (110mm) Long Spigot Stub Flanges as well as for 4" (125mm) Long Spigot Stub Flanges whenever 4" ANSI B16.5 hole patterns and dimensions are needed.

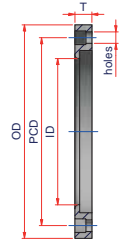
Code	Size Stub flange	ANSI 150# HOLE PATTERN	Weight lb/p.	Stub FL ND (PP)	OD	ID	PCD	T	holes	N° holes	Price Each
00FLAACPP321	1"	1"	2.20	1" => 32 mm	4.25	1.73	3.13	0.63	0.63	4	\$ 16.50
00FLAACPP40114	1¼"	1¼"	2.64	1¼" => 40 mm	4.61	2.05	3.50	0.63	0.63	4	\$ 16.50
00FLAACPP50112	1½"	1½"	3.30	1½" => 50 mm	5.00	2.44	3.88	0.71	0.63	4	\$ 16.50
00FLAACPP632	2"	2"	4.40	2" => 63 mm	5.98	3.07	4.74	0.71	0.79	4	\$ 22.00
00FLAACPP75212	2½"	2½"	5.28	2½" => 75 mm	7.01	3.62	5.49	0.71	0.79	4	\$ 31.00
00FLAACPP903	3"	3"	5.94	3" => 90 mm	7.52	4.33	5.98	0.79	0.79	4	\$ 31.00
00FLAACPP1104 ⁽¹⁾	3½ LS-SF" - 4" LS	4"	8.36	3½" (110), 4" (125)	9.00	5.24	7.50	0.79	0.79	8	\$ 37.50
00FLAACPP1254	4" SF	4"	10.78	3½" => 110 mm	9.00	5.83	7.50	0.79	0.75	8	\$ 37.50
00FLAACPP1606	6"	6"	14.85	6" => 160 mm	10.00	7.01	9.49	1.02	0.91	8	\$ 69.50
00FLAACPP2008	8"	8"	17.60	8" => 200 mm	13.50	9.25	11.75	1.02	0.91	8	\$ 93.50
00FLAACPP25010	10"	10"	26.40	10" => 250 mm	15.98	11.42	14.25	1.18	1.00	12	\$ 126.50
00FLAACPP63024	24"	24"	75.00	24" => 630 mm	32.00	25.08	29.50	1.81	1.37	20	\$ 990.00

SF > SOCKET FUSION

LS > LONG SPIGOT



BACKING RING ANSI/ASA 150# EPOXY COATED DUCTILE IRON



Range: 2" ÷ 24"

Notes: 4" socket fusion flanges (27NCOSA125) should only be used in applications requiring a 4" ANSI backing ring (00FLAVN1254). Do not use 27NCOSA125 with 5" ANSI backing rings.

⁽¹⁾ Part # 00FLAVN1104 are for use with both 3½"(110 mm) Socket Fusion Stub Flanges and 3½"(110mm) Long Spigot Stub Flanges as well as for 4"(125mm) Long Spigot Stub Flanges whenever 4" ANSI B16.5 hole patterns and dimensions are needed.

Code	Size Stub flange	ANSI 150# HOLE PATTERN	Weight lb/p.	Stub FL ND (PP)	OD	ID	PCD	T	holes	N° holes	Price Each
00FLAVN632	2"	2"	2.10	2" => 63 mm	6.00	3.07	4.75	0.75	0.75	4	\$ 19.00
00FLAVN75212	2½"	2½"	-	2½" => 75 mm	7.00	3.62	5.50	0.88	0.75	4	\$ 26.50
00FLAVN903	3"	3"	3.50	3" => 90 mm	7.50	4.33	6.00	0.94	0.75	4	\$ 26.50
00FLAVN1104 ⁽¹⁾	3½ LS-SF" - 4"LS	4"	5.40	3½"(110), 4"(125)	9.00	5.24	7.50	0.94	0.75	8	\$ 32.00
00FLAVN1254	4"SF	4"	4.90	3½" => 110 mm	9.00	5.83	7.50	0.94	0.75	8	\$ 32.00
00FLAVN1255A5	5"	5"	-	5" => 125 mm	10.00	5.66	8.50	0.94	0.88	8	\$ 110.00
00FLAVN1606	6"	6"	7.10	6" => 160 mm	11.00	7.01	9.50	1.00	0.88	8	\$ 59.00
00FLAVN2008	8"	8"	16.40	8" => 200 mm	13.50	9.25	11.75	1.12	0.88	8	\$ 80.00
00FLAVN25010	10"	10"	13.90	10" => 250 mm	16.00	11.42	14.25	1.19	1.00	12	\$ 107.50
00FLAVN31512	12"	12"	24.80	12" => 315 mm	19.00	12.92	17.00	1.50	1.00	12	\$ 157.50
00FLAVN35514	14"	14"	37.00	14" => 355 mm	21.00	14.18	18.75	1.63	1.13	12	\$ 195.00
00FLAVN40016	16"	16"	49.00	16" => 400 mm	23.50	16.19	21.25	1.88	1.13	16	\$ 235.00
00FLAVN45018	18"	18"	48.00	18" => 450 mm	25.00	18.20	22.75	1.90	1.25	16	\$ 240.00
00FLAVN50020	20"	20"	66.50	20" => 500 mm	27.50	20.38	25.00	2.13	1.25	20	\$ 310.00
00FLAVN56022	22"	22"	83.00	22" => 560 mm	29.50	22.38	27.25	2.30	1.38	20	\$ 495.00
00FLAVN63024	24"	24"	106.00	24" => 630 mm	32.00	25.08	29.50	2.50	1.38	20	\$ 842.00

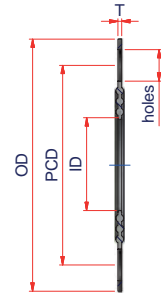
SF > SOCKET FUSION

LS > LONG SPIGOT



GASKET LOW - STRESS EPDM

Material: EPDM
Range: 1" ÷ 24"



Code	Size	Carton Qty	Weight lb/p.	Volume ft ³ /p.	ND	ID	PCD	OD	T	holes	N° holes	Price Each
00GRET321	1"	-	0.11	-	1" => 32 mm	1.16	3.13	4.25	0.125	0.62	4	\$ 15.00
00GRET40114	1 ¼"	-	0.13	-	1 ¼" => 40 mm	1.25	3.50	4.63	0.125	0.62	4	\$ 16.50
00GRET50112	1 ½"	-	0.15	-	1 ½" => 50 mm	1.72	3.87	5.00	0.125	0.62	4	\$ 16.50
00GRET632	2"	-	0.18	-	2" => 63 mm	2.16	4.75	6.00	0.125	0.75	4	\$ 17.50
00GRET75212	2 ½"	-	0.20	-	2 ½" => 75 mm	2.50	5.50	7.00	0.125	0.75	4	\$ 17.50
00GRET903	3"	-	0.22	-	3" => 90 mm	3.15	6.00	7.50	0.125	0.75	4	\$ 20.00
00GRET1104	3 ½"	-	0.26	-	3 ½" => 110 mm	3.46	7.00	8.50	0.125	0.75	8	\$ 22.50
00GRET1255*	4"	-	0.29	-	4" => 125 mm	4.06	7.50	9.00	0.125	0.75	8	\$ 22.50
00GRET1606	6"	-	0.31	-	6" => 160 mm	6.14	9.50	11.00	0.125	0.88	8	\$ 33.50
00GRET2008	8"	-	0.33	-	8" => 200 mm	8.10	11.75	13.50	0.125	0.88	8	\$ 40.00
00GRET25010	10"	-	0.35	-	10" => 250 mm	10.13	14.50	16.00	0.125	1.00	12	\$ 75.00
00GRET31512	12"	-	0.37	-	12" => 315 mm	12.22	17.00	19.00	0.125	1.00	12	\$ 90.00
00GRET35514	14"	-	0.44	-	14" => 355 mm	13.87	18.75	21.00	0.125	1.12	12	\$ 120.00
00GRET40016	16"	-	0.48	-	16" => 400 mm	15.81	21.25	23.50	0.125	1.12	16	\$ 150.00
00GRET45018	18"	-	0.55	-	18" => 450 mm	17.90	22.75	25.00	0.125	1.25	16	\$ 180.00
00GRET50020	20"	-	0.65	-	20" => 500 mm	19.96	25.00	27.50	0.125	1.25	20	\$ 210.00
00GRET63024	24"	-	0.75	-	24" => 630 mm	23.94	29.50	32.00	0.125	1.37	20	\$ 300.00

*5 inch size is also available with a 5 inch ANSI 150# hole pattern and dimensions upon request. Additional sizes available. Consult factory.

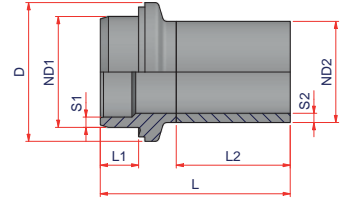


'MJ' CAST IRON FLANGE ADAPTER SDR 11

Material: PP-RCT

Range: 3" ÷ 12"

Notes: For butt welding



Code	Size	Carton Qty	Weight lb/p.	Volume ft³/p.	ND 1 (DIPS)	S1	ND2 (mm)	S2	D	L1	L2	L	Price Each
27NIMJ039011	3"	-	-	-	3" DIPS	0.36	3" => 90mm	0.32	5.75	2.01	5.52	9.45	\$ 495.00
27NIMJ0411011	3 ½"	-	-	-	4" DIPS	0.44	3 ½" => 110mm	0.39	6.63	2.21	6.49	10.40	\$ 520.00
27NIMJ0616011	6"	-	-	-	6" DIPS	0.63	6" => 160mm	0.58	8.63	2.38	7.09	11.81	\$ 550.00
27NIMJ0820011	8"	-	-	-	8" DIPS	0.82	8" => 200mm	0.72	10.75	2.38	7.68	13.39	\$ 1,125.00
27NIMJ1025011	10"	-	-	-	10" DIPS	1.01	10" => 200mm	0.89	13.25	2.25	8.66	15.35	\$ 1,485.00
27NIMJ1231511	12"	-	-	-	12" DIPS	1.20	12" => 315mm	1.13	15.40	1.73	8.66	15.35	\$ 2,400.00

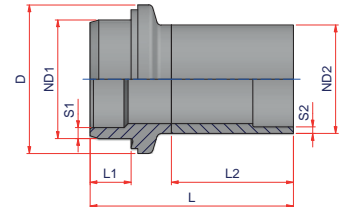


'MJ' CAST IRON FLANGE ADAPTER SDR 17

Material: PP-RCT

Range: 3" ÷ 12"

Notes: For butt welding



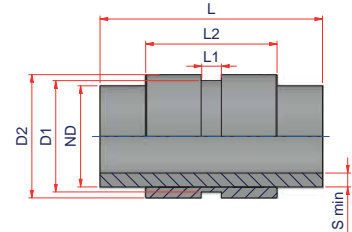
Code	Size	Carton Qty	Weight lb/p.	Volume ft³/p.	ND 1 (DIPS)	S1	ND2 (mm)	S2	D	L1	L2	L	Price Each
27NIMJ039017	3"	-	-	-	3" DIPS	0.23	3" => 90mm	0.21	5.75	2.01	5.52	9.45	\$ 495.00
27NIMJ0411017	3 ½"	-	-	-	4" DIPS	0.28	3 ½" => 110mm	0.25	6.63	2.21	6.49	10.40	\$ 520.00
27NIMJ0616017	6"	-	-	-	6" DIPS	0.41	6" => 160mm	0.37	8.63	2.38	7.09	11.81	\$ 550.00
27NIMJ0820017	8"	-	-	-	8" DIPS	0.53	8" => 200mm	0.46	10.75	2.38	7.68	13.39	\$ 1,125.00
27NIMJ1025017	10"	-	-	-	10" DIPS	0.65	10" => 250mm	0.58	13.25	2.25	8.66	15.35	\$ 1,485.00
27NIMJ1231517	12"	-	-	-	12" DIPS	0.78	12" => 315mm	0.73	15.40	1.73	8.66	15.35	\$ 2,400.00



ANCHOR POINT

Material: PP-RCT

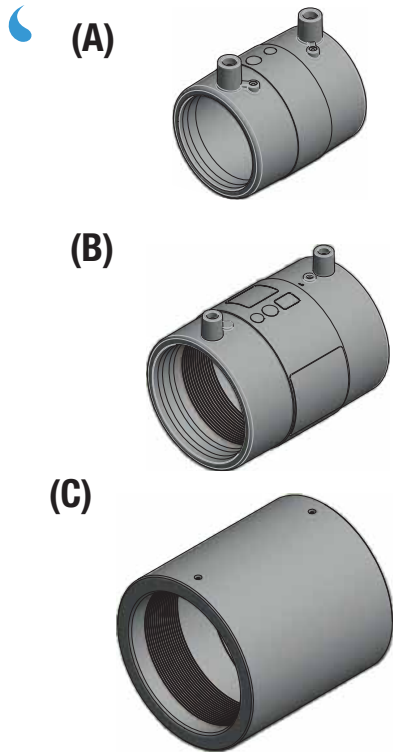
Range: 6" ÷ 12"



SDR 7.3 - 11 - 17

Code	Size	Fusion range DR	Carton Qty	Weight lb/p.	Volume ft ³ /p.	ND1	S min	D1	D2	L1	L2	L	Price Each
27NAP16073	6"	7.3	1	-	-	6"=> 160 mm	0.87	6.69	8.23	1.58	7.64	15.75	\$ 1,000.00
27NAP20073	8"	7.3	1	-	-	8"=> 200 mm	1.08	8.66	9.60	1.58	10.24	17.33	\$ 1,300.00
27NAP25073	10"	7.3	1	-	-	10"=> 250 mm	1.35	10.75	12.28	2.25	10.43	18.70	\$ 2,050.00
27NAP31573	12"	7.3	1	-	-	12"=> 315 mm	1.71	12.76	14.72	2.25	12.60	20.47	\$ 2,600.00
27NAP16011	6"	11	1	-	-	6"=> 160 mm	0.58	6.69	8.23	1.58	7.64	15.75	\$ 520.00
27NAP20011	8"	11	1	-	-	8"=> 200 mm	0.72	8.66	9.60	1.58	10.24	17.33	\$ 840.00
27NAP25011	10"	11	1	-	-	10"=> 250 mm	0.90	10.75	12.28	2.25	10.43	18.70	\$ 1,650.00
27NAP31511	12"	11	1	-	-	12"=> 315 mm	1.13	12.76	14.72	2.25	12.60	20.47	\$ 2,220.00
27NAP16017	6"	17	1	-	-	6"=> 160 mm	0.37	6.69	8.23	1.58	7.64	15.75	\$ 470.00
27NAP20017	8"	17	1	-	-	8"=> 200 mm	0.47	8.66	9.60	1.58	10.24	17.33	\$ 750.00
27NAP25017	10"	17	1	-	-	10"=> 250 mm	0.58	10.75	12.28	2.25	10.43	18.70	\$ 1,500.00
27NAP31517	12"	17	1	-	-	12"=> 315 mm	0.74	12.76	14.72	2.25	12.60	20.47	\$ 1,850.00

1.3. ELECTROFUSION FITTINGS

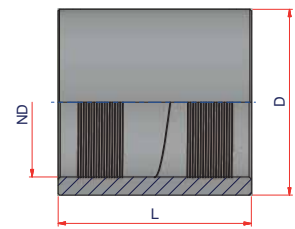
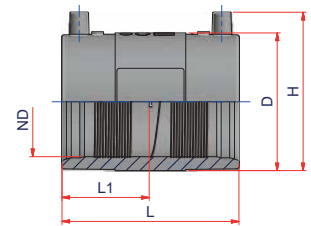
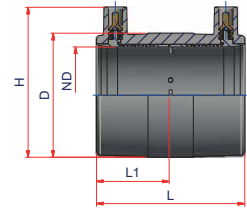


ELECTROFUSION COUPLING SDR 7.3 - 9

Material: PP-RCT

Range: 1/2" ÷ 12"


Notes: Weldable on pipes SDR 7.3 , 9, 11 & 17



Code	Type	Size	Carton Qty	Weight lb/p.	Volume ft ³ /p.	ND	L1	L	H	D	Price Each
27NME2073	A	1/2"	100	0.121	0.0127	1/2" => 20 mm	1.34	2.76	2.05	1.30	\$ 22.50
27NME2573	A	3/4"	120	0.130	0.0106	3/4" => 25 mm	1.34	2.76	2.28	1.52	\$ 25.00
27NME3273	A	1"	60	0.164	0.0212	1" => 32 mm	1.34	2.76	2.56	1.79	\$ 28.00
27NME4073	A	1 1/4"	50	0.246	0.0078	1 1/4" => 40 mm	1.61	3.35	2.95	2.17	\$ 32.00
27NME5073	A	1 1/2"	40	0.330	0.0318	1 1/2" => 50 mm	1.67	3.47	3.43	2.68	\$ 35.00
27NME6373	A	2"	30	0.484	0.0424	2" => 63 mm	1.67	3.86	3.94	3.23	\$ 40.00
27NME7573	A	2 1/2"	24	0.752	0.0530	2 1/2" => 75 mm	2.40	4.92	4.49	3.86	\$ 48.00
27NME9073	B	3"	30	1.111	0.0943	3" => 90 mm	2.84	5.75	5.12	4.45	\$ 95.00
27NME11073	B	3 1/2"	22	1.460	0.1285	3 1/2" => 110 mm	3.03	6.10	5.67	5.35	\$ 112.00
27NME12573	B	4"	16	2.200	0.1766	4" => 125 mm	3.23	6.54	6.58	6.16	\$ 140.00
27NME16073	C	6"	24	3.300	0.3178	6" => 160 mm	-	9.45	-	8.07	\$ 270.00
27NME20073	C	8"	42	8.773	0.8475	8" => 200 mm	-	10.24	-	9.84	\$ 350.00
27NME25073	C	10"	36	9.532	0.8828	10" => 250 mm	-	10.50	-	12.40	\$ 550.00
27NME31573	C	12"	12	35.657	2.9664	12" => 315 mm	-	15.75	-	15.75	\$ 700.00



(A)



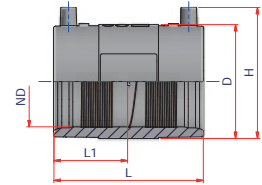
ELECTROFUSION COUPLING SDR 11

Material: PP-RCT

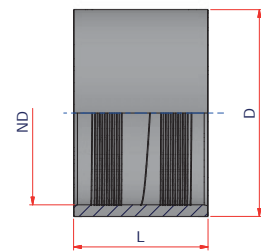
Range: 3" ÷ 20"

Notes: Weldable on pipes SDR 11 & 17

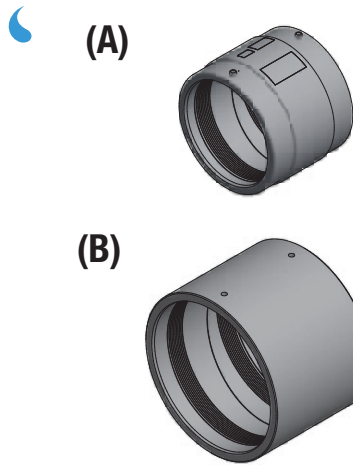
(*) Weldable also on SDR 9



(B)



Code	Type	Size	Carton Qty	Weight lb/p.	Volume ft ³ /p.	ND	L1	L	H	D	Price Each
27NME9011	A	3"	30	1.111	0.0943	3" => 90 mm	2.84	5.75	5.12	4.45	\$ 63.00
27NME11011	A	3 1/2"	22	1.460	0.1285	3 1/2" => 110 mm	3.03	6.10	5.67	5.35	\$ 82.50
27NME12511	A	4"	16	2.200	0.1766	4" => 125 mm	3.23	6.54	6.58	6.16	\$ 110.00
27NME16011	A	6"	24	3.300	0.3178	6" => 160 mm	3.41	6.89	7.93	7.48	\$ 140.00
27NME20011	A	8"	14	4.777	0.5449	8" => 200 mm	3.60	7.28	9.57	9.13	\$ 225.00
27NME25011	A	10"	36	9.533	0.8853	10" => 250 mm	4.17	8.35	11.81	11.65	\$ 450.00
27NME31511	B	12"	18	19.322	1.9776	12" => 315 mm	-	12.59	-	15.59	\$ 600.00
27NME35511 (*)	B	14"	9	45.467	3.9552	14" => 355 mm	-	12.59	-	17.72	\$ 1,250.00
27NME40011	B	16"	8	44.248	4.4496	16" => 400 mm	-	12.59	-	19.69	\$ 1,650.00
27NME45011	B	18"	6	-	-	18" => 450 mm	-	12.59	-	22.05	\$ 1,900.00
27NME50011	B	20"	1	-	-	20" => 500 mm	-	-	-	-	\$ 2,500.00

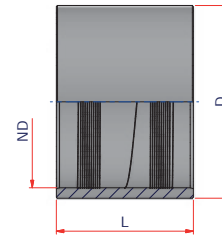
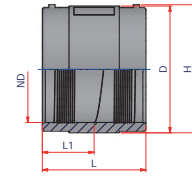


ELECTROFUSION COUPLING SDR 17

Material: PP-RCT

Range: 6", 8", 20", 22", 24"

Notes: Weldable on pipe SDR 17



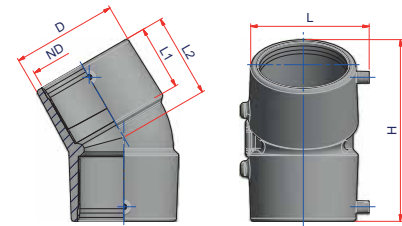
Code	Type	Size	Carton Qty	Weight lb/p.	Volume ft ³ /p.	ND	L1	L	H	D	Price Each
27NME16017	A	6"	1	-	-	6" => 160 mm	3.43	6.89	7.76	7.13	\$ 126.00
27NME20017	A	8"	1	-	-	8" => 200 mm	3.62	7.28	9.33	8.90	\$ 202.50
27NME50017	B	20"	1	-	-	20" => 250 mm	-	14.96	-	22.05	\$ 1,800.00
27NME56017	B	22"	3	61.967	11.8658	22" => 560 mm	-	15.75	-	24.80	\$ 2,200.00
27NME63017	B	24"	1	-	-	24" => 630 mm	-	17.32	-	27.95	POA



ELECTROFUSION 30° ELBOW SDR 11

Material: PP-RCT

Range: 3" ÷ 8"



Code	Size	Carton Qty	Weight lb/p.	Volume ft ³ /p.	ND	D	L1	L2	L	H	Price Each
27NCEM3090	3"	20	1.496	0.1412	3" => 90 mm	4.69	2.76	3.69	5.28	8.23	\$ 83.00
27NCEM30110	3½"	12	2.310	0.2118	3½" => 110 mm	5.28	3.27	4.21	6.06	9.17	\$ 132.00
27NCEM30125	4"	8	3.146	0.2825	4" => 125 mm	6.28	3.49	4.51	6.79	10.41	\$ 220.00
27NCEM30160	6"	14	5.962	0.5297	6" => 160 mm	7.56	3.43	4.88	8.21	10.98	\$ 297.00
27NCEM30200	8"	6	10.450	1.2713	8" => 200 mm	9.53	3.84	5.88	9.86	13.28	\$ 580.00



(A)

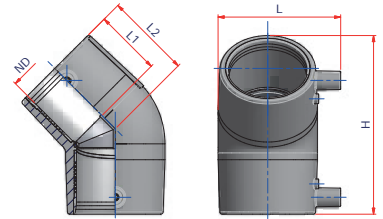


ELECTROFUSION 45° ELBOW SDR 11

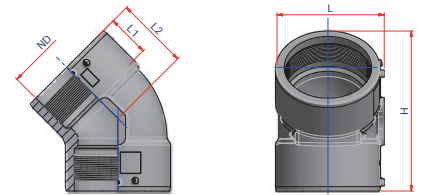
Material: PP-RCT

Range: 1" ÷ 10"

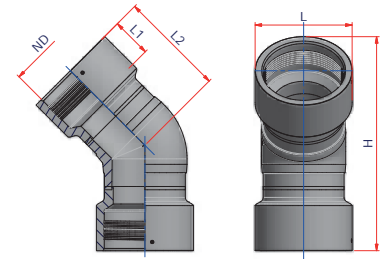
Notes: (*) Weldable only on pipe SDR 9 and 7.3



(B)



(C)



Code	Type	Size	Carton Qty	Weight lb/p.	Volume ft ³ /p.	ND	L1	L2	L	H	Price Each
27NCEM32 ^(*)	A	1"	60	0.193	0.0211	1" => 32 mm	1.41	1.83	2.54	3.70	\$ 22.50
27NCEM40	A	1 ¼"	45	0.305	0.0283	1 ¼" => 40 mm	1.61	2.11	2.95	4.29	\$ 24.50
27NCEM50	A	1 ½"	35	0.370	0.0353	1 ½" => 50 mm	1.89	2.46	3.27	5.04	\$ 29.00
27NCEM63	A	2"	20	0.788	0.0636	2" => 63 mm	2.09	2.68	3.94	5.79	\$ 32.00
27NCEM75	A	2 ½"	14	0.974	0.0908	2 ½" => 75 mm	2.36	3.19	4.45	6.65	\$ 39.00
27NCEM90	A	3"	15	1.980	0.1882	3" => 90 mm	2.76	3.90	5.28	8.19	\$ 75.00
27NCEM110	A	3 ½"	12	2.613	0.2356	3 ½" => 110 mm	3.27	4.49	6.36	9.49	\$ 120.00
27NCEM125	A	4"	8	4.083	0.3531	4" => 125 mm	3.35	4.80	6.18	9.69	\$ 200.00
27NCEM160	B	6"	12	6.435	0.6357	6" => 160 mm	3.54	5.28	8.21	11.61	\$ 270.00
27NCEM200	B	8"	6	11.869	1.2713	8" => 200 mm	3.84	6.57	9.86	14.50	\$ 525.00
27NCEM250	C	10"	1	-	-	10" => 250 mm	4.82	12.83	11.81	26.06	\$ 1,250.00



ELECTROFUSION 90° ELBOW SDR 11

Material: PP-RCT

Range: ½" ÷ 10"

Notes: (*) Weldable only on pipe SDR 9 and 7.3

(A)



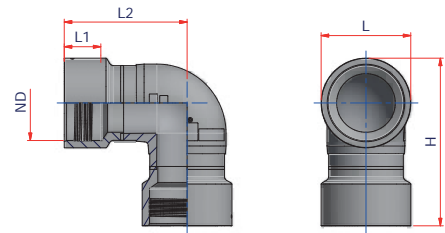
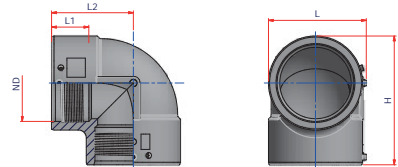
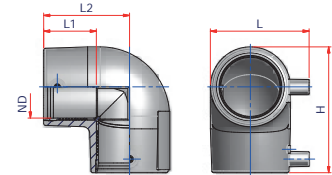
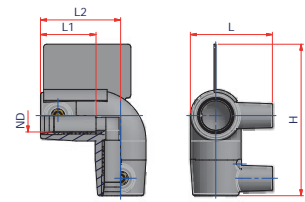
(B)




(C)



(D)



Code	Type	Size	Carton Qty	Weight lb/p.	Volume ft³/p.	ND	L1	L2	L	H	Price Each
27NGEM20 (*)	A	½"	100	0.123	0.0127	½" => 20 mm	1.34	1.99	2.05	3.76	\$ 15.50
27NGEM25 (*)	A	¾"	70	0.222	0.0180	¾" => 25 mm	1.46	2.13	2.24	4.02	\$ 22.50
27NGEM32 (*)	B	1"	30	0.211	0.0222	1" => 32 mm	1.34	2.26	2.52	3.15	\$ 22.50
27NGEM40	B	1 ¼"	40	0.336	0.0318	1 ¼" => 40 mm	1.61	2.56	2.87	3.60	\$ 24.50
27NGEM50	B	1 ½"	30	0.425	0.0424	1 ½" => 50 mm	1.89	3.03	3.31	4.31	\$ 29.00
27NGEM63	B	2"	15	0.924	0.0848	2" => 63 mm	2.09	3.46	3.94	5.08	\$ 32.00
27NGEM75	B	2 ½"	12	0.926	0.1059	2 ½" => 75 mm	2.28	3.82	4.33	5.59	\$ 39.00
27NGEM90	B	3"	14	2.200	0.2016	3" => 90 mm	3.07	4.69	5.24	6.93	\$ 75.00
27NGEM110	B	3 ½"	10	3.135	0.2825	3 ½" => 110 mm	3.27	5.67	6.46	8.43	\$ 120.00
27NGEM125	B	4"	-	-	-	4" => 125 mm	3.46	6.20	7.09	9.33	\$ 200.00
27NGEM160	C	6"	12	7.333	0.6357	6" => 160 mm	3.54	6.81	8.29	10.67	\$ 270.00
27NGEM200	C	8"	-	-	-	8" => 200 mm	4.04	8.39	9.98	13.15	\$ 525.00
27NGEM250	D	10"	1	-	-	10" => 250 mm	4.82	16.18	11.81	22.09	\$ 1,250.00

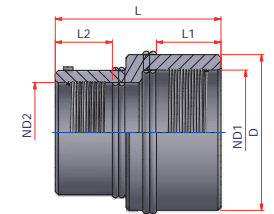
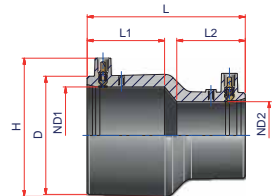
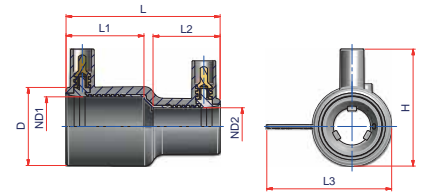


ELECTROFUSION REDUCER SDR 11

Material: PP-RCT

Range: 1"x 3/4" ÷ 10"x 8"

Notes: (*) Weldable only on pipe SDR 9 and 7.3



Code	Type	Size	Carton Qty	Weight lb/p.	Volume ft ³ /p.	ND1	ND2	D	L1	L2	L3	L	H	Price Each
27NRDE3225 (*)	A	1"x 3/4"	20	0.182	0.0191	1"=> 32 mm	3/4"=> 25 mm	1.73	1.56	1.56	2.76	3.33	2.54	\$ 28.00
27NRDE4032 (*)	B	1 1/4"x 1"	20	0.253	0.0191	1 1/4"=> 40 mm	1"=> 32 mm	2.17	1.85	1.65	-	3.74	2.91	\$ 32.00
27NRDE5032 (*)	B	1 1/2"x 1"	20	0.308	0.0335	1 1/2"=> 50 mm	1"=> 32 mm	2.52	1.95	1.63	-	3.94	3.35	\$ 35.00
27NRDE5040	B	1 1/2"x 1 1/4"	10	0.374	0.0293	1 1/2"=> 50 mm	1 1/4"=> 40 mm	2.52	1.95	1.87	-	4.06	3.35	\$ 35.00
27NRDE6332 (*)	B	2"x 1"	16	0.474	0.0417	2"=> 63 mm	1"=> 32 mm	3.21	2.19	1.65	-	4.65	3.90	\$ 40.00
27NRDE6340	B	2"x 1 1/4"	18	0.501	0.0374	2"=> 63 mm	1 1/4"=> 40 mm	3.21	2.17	1.77	-	4.65	3.90	\$ 40.00
27NRDE6350	B	2"x 1 1/2"	18	0.495	0.0371	2"=> 63 mm	1 1/2"=> 50 mm	3.21	2.19	1.97	-	4.65	3.90	\$ 40.00
27NRDE7563	B	2 1/2"x 2"	12	0.688	0.0558	2 1/2"=> 75 mm	2"=> 63 mm	3.82	2.36	2.24	-	4.92	4.49	\$ 48.00
27NRDE9063	B	3"x 2"	30	1.049	0.0943	3"=> 90 mm	2"=> 63 mm	4.53	2.68	2.44	-	5.91	5.16	\$ 63.00
27NRDE9075	B	3"x 2 1/2"	25	1.069	0.1134	3"=> 90 mm	2 1/2"=> 75 mm	4.57	2.89	2.56	-	6.00	5.16	\$ 76.50
27NRDE1163	B	3 1/2"x 2"	24	1.412	0.1176	3 1/2"=> 110 mm	2"=> 63 mm	5.31	2.85	2.48	-	6.30	5.93	\$ 82.50
27NRDE1190	B	3 1/2"x 3"	24	1.453	0.1176	3 1/2"=> 110 mm	3"=> 90 mm	5.31	2.87	2.70	-	6.22	5.93	\$ 82.50
27NRDE1263	B	4"x 2"	20	1.469	0.1416	4"=> 125 mm	2"=> 63 mm	5.91	2.99	2.56	-	6.40	6.57	\$ 130.00
27NRDE1290	B	4"x 3"	16	1.609	0.1773	4"=> 125 mm	3"=> 90 mm	5.91	3.15	2.76	-	6.30	6.57	\$ 130.00
27NRDE1211	B	4"x 3 1/2"	16	1.856	0.1773	4"=> 125 mm	3 1/2"=> 110 mm	6.14	2.76	2.81	-	6.34	6.57	\$ 130.00
27NRDE1690	B	6"x 3"	24	2.640	0.3178	6"=> 160 mm	3"=> 90 mm	7.56	3.19	2.83	-	6.97	8.15	\$ 185.00
27NRDE1611	B	6"x 3 1/2"	12	2.842	0.2356	6"=> 160 mm	3 1/2"=> 110 mm	7.56	3.19	3.03	-	7.36	8.15	\$ 190.00
27NRDE1612	B	6"x 4"	24	2.640	0.3178	6"=> 160 mm	4"=> 125 mm	7.32	2.99	2.89	-	7.05	7.91	\$ 200.00
27NRDE2016	C	8"x 6"	1	-	-	8"=> 200 mm	6"=> 160 mm	9.84	4.10	3.62	-	10.5	-	\$ 550.00
27NRDE2520	C	10"x 8"	1	-	-	10"=> 250 mm	8"=> 200 mm	11.81	7.42	4.53	-	15.1	-	\$ 975.00

(A)



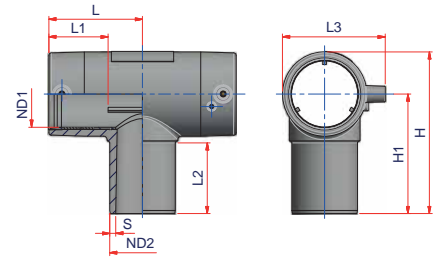
ELECTROFUSION TEE SDR 11

Material: PP-RCT

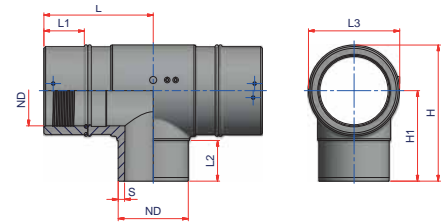
Range: ½" ÷ 10"

Note: Type A Single wire with spigot end
Type B Double wire

(*) Weldable only on pipe SDR 9 and 7.3



(B)



Code	Type	Size	Carton Qty	Weight lb/p.	Volume ft³/p.	ND1	ND2	S	L1	L2	L3	L	H1	H	Price Each
27NTCE020 (*)	A	½"	70	0.152	0.0180	½" => 20 mm	½" => 20 mm	0.12	1.48	1.81	2.05	1.77	2.62	3.27	\$ 18.75
27NTCE025 (*)	A	¾"	30	0.176	0.0222	¾" => 25 mm	¾" => 25 mm	0.12	1.48	1.81	2.24	1.97	2.70	3.43	\$ 24.75
27NTCE032 (*)	A	1"	50	0.228	0.0254	1" => 32 mm	1" => 32 mm	0.12	1.48	1.85	2.52	2.17	2.95	3.80	\$ 27.25
27NTCE040	A	1¼"	16	0.399	0.0371	1¼" => 40 mm	1¼" => 40 mm	0.15	1.73	2.13	2.91	2.62	3.31	4.37	\$ 30.00
27NTCE050	A	1½"	20	0.600	0.0636	1½" => 50 mm	1½" => 50 mm	0.18	1.83	2.40	3.35	3.01	3.94	5.26	\$ 37.00
27NTCE063	A	2"	12	1.155	0.1059	2" => 63 mm	2" => 63 mm	0.23	2.24	2.68	3.90	3.54	4.53	6.14	\$ 45.00
27NTCE075	A	2½"	20	1.650	0.1413	2½" => 75 mm	2½" => 75 mm	0.27	2.28	2.83	4.41	3.86	5.12	7.01	\$ 75.00
27NTCE090	A	3"	10	3.058	0.2825	3" => 90 mm	3" => 90 mm	0.32	2.76	3.31	5.49	4.80	5.91	8.23	\$ 100.00
27NTCE110	A	3½"	7	4.101	0.4037	3½" => 110 mm	3½" => 110 mm	0.39	3.27	3.48	6.16	5.67	6.97	9.72	\$ 168.50
27NTCE125	A	4"	5	5.698	0.0565	4" => 125 mm	4" => 125 mm	0.45	3.46	3.70	6.85	6.20	7.54	10.63	\$ 250.00
27NTCE160	A	6"	8	7.838	0.9535	6" => 160 mm	6" => 160 mm	0.57	3.42	4.13	7.93	5.94	8.19	11.93	\$ 325.00
27NTCE200	A	8"	9	27.360	1.0240	8" => 200 mm	8" => 200 mm	0.72	4.17	4.57	10.24	8.27	10.16	15.28	\$ 750.00
27NTCE250	B	10"	1	-	-	10" => 250 mm	10" => 250 mm	0.89	4.92	5.31	12.13	11.81	17.84	15.94	\$ 1,750.00

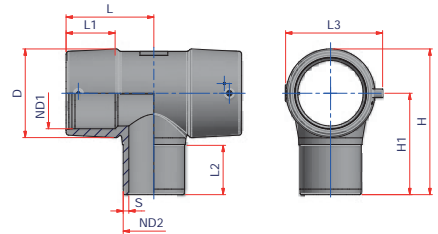


ELECTROFUSION REDUCED TEE WITH SPIGOT END - SDR 11

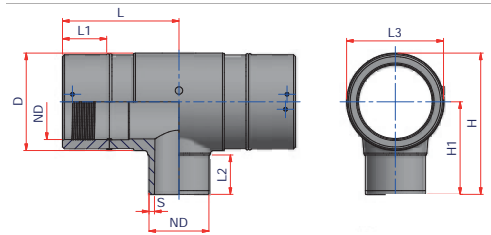
(A)



Material: PP-RCT
Range: 3½" x 2" - ÷ 10" x 8"
Note: Type A: Single wire with spigot end
Type B: Double wire




(B)




Code	Type	Size	Carton Qty	Weight lb/p.	Volume ft ³ /p.	ND1	ND2	S	D	L1	L2	L3	L	H1	H	Price Each
27NTER1163	A	3½"-2"	8	3.479	0.4036	3½"=>110 mm	2"=>63 mm	0.23	5.51	3.27	2.70	6.16	5.67	5.91	8.66	\$ 225.00
27NTER1190	A	3½"-3"	7	3.457	0.4036	3½"=>110 mm	3"=>90 mm	0.32	5.51	3.27	3.48	6.16	5.67	6.69	9.45	\$ 225.00
27NTER1263	A	4"-2"	6	4.480	0.4707	4"=>125 mm	2"=>63 mm	0.23	6.26	3.46	2.70	6.85	6.20	6.38	9.51	\$ 250.00
27NTER1290	A	4"-3"	6	5.133	0.4707	4"=>125 mm	3"=>90 mm	0.32	6.26	3.46	3.48	6.85	6.20	6.38	10.30	\$ 250.00
27NTER1211	A	4"-3½"	5	5.353	0.4707	4"=>125 mm	3½"=>110 mm	0.39	6.26	3.46	3.48	6.85	6.20	6.38	10.30	\$ 250.00
27NTER1663	A	6"-2"	10	6.600	0.7628	6"=>160 mm	2"=>63 mm	0.23	7.68	3.54	3.09	8.11	6.10	7.28	11.14	\$ 415.00
27NTER1690	A	6"-3"	10	6.336	0.7628	6"=>160 mm	3"=>90 mm	0.32	7.68	3.54	3.29	8.11	6.10	7.48	11.34	\$ 415.00
27NTER1611	A	6"-3½"	10	6.644	0.7628	6"=>160 mm	3½"=>110 mm	0.39	7.68	3.54	3.48	8.11	6.10	7.68	11.54	\$ 415.00
27NTER1612	A	6"-4"	10	6.864	0.7628	6"=>160 mm	4"=>125 mm	0.45	7.68	3.54	3.68	8.11	6.10	7.87	11.73	\$ 415.00
27NTER2090	A	8"-3"	12	20.625	1.4973	8"=>200 mm	3"=>90 mm	0.32	10.24	4.17	3.54	6.30	8.27	9.13	14.25	\$ 890.00
27NTER2011	A	8"-3½"	12	16.100	1.4973	8"=>200 mm	3½"=>110 mm	0.39	10.24	4.17	4.57	6.30	8.27	10.16	15.28	\$ 890.00
27NTER2012	A	8"-4"	12	26.215	1.5538	8"=>200 mm	4"=>125 mm	0.45	10.24	4.17	3.74	6.30	8.27	9.33	14.45	\$ 890.00
27NTER2016	A	8"-6"	12	27.865	1.5538	8"=>200 mm	6"=>180 mm	0.57	10.24	4.17	4.13	6.30	8.27	9.72	14.84	\$ 890.00
27NTER2590	B	10"-3"	1	-	-	10"=>250 mm	3"=>90 mm	0.32	10.24	7.42	3.54	10.24	14.55	9.13	14.25	\$ 1,600.00
27NTER2511	B	10"-3½"	1	-	-	10"=>250 mm	3½"=>110 mm	0.39	10.24	7.42	4.57	10.24	14.55	10.16	15.27	\$ 1,600.00
27NTER2512	B	10"-4"	1	-	-	10"=>250 mm	4"=>125 mm	0.45	10.24	7.42	3.74	10.24	14.55	9.33	14.46	\$ 1,600.00
27NTER2516	B	10"-6"	1	-	-	10"=>250 mm	6"=>180 mm	0.57	10.24	7.42	4.13	10.24	14.55	9.72	14.84	\$ 1,600.00
27NTER2520	B	10"-8"	1	-	-	10"=>250 mm	8"=>200 mm	0.72	10.24	7.42	4.57	10.24	14.55	10.16	15.24	\$ 1,600.00



(A)



(B)



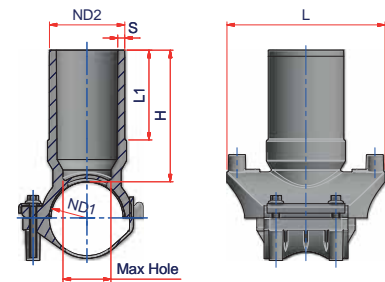
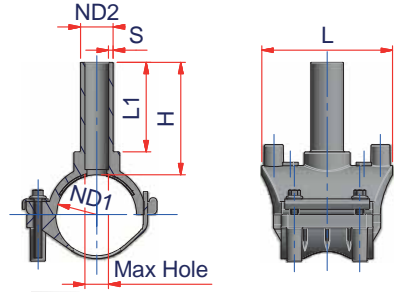
ELECTROLET™ BRANCH FITTING WITH RIGID UNDER CLAMP SDR 11

Material: PP-RCT

Range: 1¼" x ¾" ÷ 4" x 2"

Weldability notes: You must scrape the pipe before the welding of the fitting. The perforation of the pipe must be do after the cooling time.


OD	WELDABILITY
ø 1¼"	DR ≤ 7.3
ø 1½" ÷ 2½"	DR ≤ 11
ø > 3"	DR ≤ 17



Code	Type	Size	Carton Qty	Weight lb/p.	Volume ft³/p.	ND1	ND2	S	L1	L	H	Max Hole	Price Each
27NCOL4025	A	1¼" x ¾"	70	0.242	0.0282	1¼" => 40 mm	¾" => 25 mm	0.12	2.76	3.94	3.23	0.63	\$ 45.00
27NCOL5025	A	1½" x ¾"	50	0.624	0.0565	1½" => 50 mm	¾" => 25 mm	0.12	2.76	3.94	3.23	0.63	\$ 48.00
27NCOL6325	A	2" x ¾"	40	0.484	0.0706	2" => 63 mm	¾" => 25 mm	0.12	2.76	3.94	3.23	0.63	\$ 52.00
27NCOL7525	A	2½" x ¾"	40	0.513	0.0706	2½" => 75 mm	¾" => 25 mm	0.12	2.76	3.94	3.23	0.63	\$ 56.00
27NCOL9025	A	3" x ¾"	30	0.869	0.0943	3" => 90 mm	¾" => 25 mm	0.12	2.76	4.17	3.86	0.71	\$ 93.00
27NCOL4032	A	1¼" x 1"	70	0.587	0.0388	1¼" => 40 mm	1" => 32 mm	0.12	2.76	3.94	3.23	0.89	\$ 45.00
27NCOL5032	A	1½" x 1"	50	0.453	0.0565	1½" => 50 mm	1" => 32 mm	0.12	2.76	3.94	3.23	0.89	\$ 48.00
27NCOL6332	A	2" x 1"	70	0.498	0.0706	2" => 63 mm	1" => 32 mm	0.12	2.76	3.94	3.23	0.89	\$ 52.00
27NCOL7532	A	2½" x 1"	40	0.550	0.0706	2½" => 75 mm	1" => 32 mm	0.12	2.76	3.94	3.23	0.89	\$ 56.00
27NCOL9032	A	3" x 1"	30	0.594	0.0943	3" => 90 mm	1" => 32 mm	0.12	2.95	4.17	3.86	0.98	\$ 93.00
27NCOL11032	A	3½" x 1"	30	0.682	0.0953	3½" => 110 mm	1" => 32 mm	0.12	2.76	3.94	3.82	0.89	\$ 103.00
27NCOL6340	A	2" x 1¼"	40	0.534	0.0706	2" => 63 mm	1¼" => 40 mm	0.15	2.76	3.94	3.82	1.18	\$ 52.00
27NCOL7540	A	2½" x 1¼"	40	0.534	0.0706	2½" => 75 mm	1¼" => 40 mm	0.15	2.76	3.94	3.82	1.18	\$ 56.00
27NCOL6350	A	2" x 1½"	50	0.655	0.0953	2" => 63 mm	1½" => 50 mm	0.18	2.95	5.20	4.33	1.46	\$ 52.00
27NCOL6363	B	2" x 2"	30	0.754	0.0953	2" => 63 mm	2" => 63 mm	0.12	2.95	5.20	4.33	1.57	\$ 74.00
27NCOL9063	A	3" x 2"	25	0.845	0.1130	3" => 90 mm	2" => 63 mm	0.23	3.23	5.51	3.94	1.73	\$ 93.00
27NCOL11063	A	3½" x 2"	20	0.935	0.1416	3½" => 110 mm	2" => 63 mm	0.23	3.23	5.51	3.94	1.73	\$ 103.00
27NCOL12563	A	4" x 2"	15	1.012	0.1882	4" => 125 mm	2" => 63 mm	0.23	3.23	5.51	3.94	1.73	\$ 104.00



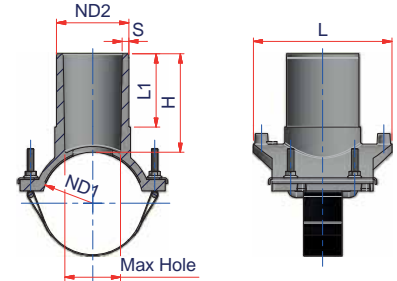
ELECTROLET™ BRANCH FITTING WITH BELT - SDR 11



Material: PP-RCT

Range: 3½" x ¾" ÷ 12" x 4"

Weldability notes: You must scrape the pipe before the welding of the fitting. The perforation of the pipe must be do after the cooling time.



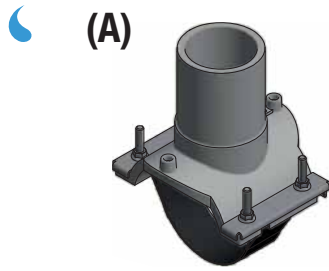
OD	WELDABILITY
ø 1¼"	DR ≤ 7.3
ø 1½" ÷ 2½"	DR ≤ 11
ø > 3"	DR ≤ 17

Code	Size	Carton Qty	Weight lb/p.	Volume ft³/p.	ND1	ND2	S	L1	L	H	Max Hole	Price Each
27NCOL11025	3½" x ¾"	30	0.634	0.0953	3½" => 110 mm	¾" => 25 mm	0.12	2.56	5.51	3.94	0.63	\$ 103.00
27NCOL12525	4" x ¾"	30	0.953	0.0953	4" => 125 mm	¾" => 25 mm	0.12	2.56	5.51	3.94	0.63	\$ 104.00
27NCOL16025	6" x ¾"	30	0.972	0.0953	6" => 160 mm	¾" => 25 mm	0.12	2.56	5.51	3.94	0.63	\$ 112.00
27NCOL12532	4" x 1"	30	1.012	0.0953	4" => 125 mm	1" => 32 mm	0.12	2.56	5.51	3.94	0.89	\$ 104.00
27NCOL16032	6" x 1"	30	1.012	0.0953	6" => 160 mm	1" => 32 mm	0.12	2.56	5.51	3.94	0.89	\$ 112.00
27NCOL20032	8" x 1"	30	1.038	0.0953	8" => 200 mm	1" => 32 mm	0.12	2.56	5.51	3.94	0.89	\$ 156.00
27NCOL25032	10" x 1"	30	1.071	0.0953	10" => 250 mm	1" => 32 mm	0.12	2.56	5.51	3.94	0.89	\$ 162.00
27NCOL31532	12" x 1"	30	1.084	0.0953	12" => 315 mm	1" => 32 mm	0.12	2.56	5.51	3.94	0.89	\$ 167.00
27NCOL9040	3" x 1¼"	30	1.038	0.0953	3" => 90 mm	1¼" => 40 mm	0.15	2.56	5.51	3.94	1.18	\$ 104.00
27NCOL11040	3½" x 1¼"	30	1.029	0.0953	3½" => 110 mm	1¼" => 40 mm	0.15	2.56	5.51	3.94	1.18	\$ 104.00
27NCOL12540	4" x 1¼"	30	1.071	0.0953	4" => 125 mm	1¼" => 40 mm	0.15	2.56	5.51	3.94	1.18	\$ 104.00
27NCOL16040	6" x 1¼"	30	1.056	0.0953	6" => 160 mm	1¼" => 40 mm	0.15	2.56	5.51	3.94	1.18	\$ 112.00
27NCOL20040	8" x 1¼"	30	1.067	0.0953	8" => 200 mm	1¼" => 40 mm	0.15	2.56	5.51	3.94	1.18	\$ 156.00
27NCOL25040	10" x 1¼"	30	1.084	0.0953	10" => 250 mm	1¼" => 40 mm	0.15	2.56	5.51	3.94	1.18	\$ 162.00
27NCOL31540	12" x 1¼"	30	1.122	0.0953	12" => 315 mm	1¼" => 40 mm	0.15	2.56	5.51	3.94	1.18	\$ 167.00
27NCOL9050	3" x 1½"	30	1.071	0.0953	3" => 90 mm	1½" => 50 mm	0.18	2.56	5.51	3.94	1.50	\$ 104.00
27NCOL11050	3½" x 1½"	30	1.082	0.0953	3½" => 110 mm	1½" => 50 mm	0.18	2.56	5.51	3.94	1.50	\$ 104.00
27NCOL12550	4" x 1½"	30	1.071	0.0953	4" => 125 mm	1½" => 50 mm	0.18	2.56	5.51	3.94	1.50	\$ 104.00
27NCOL16050	6" x 1½"	30	1.095	0.0953	6" => 160 mm	1½" => 50 mm	0.18	2.56	5.51	3.94	1.50	\$ 112.00
27NCOL20050	8" x 1½"	30	1.100	0.0953	8" => 200 mm	1½" => 50 mm	0.18	2.56	5.51	3.94	1.50	\$ 156.00
27NCOL25050	10" x 1½"	30	1.126	0.0953	10" => 250 mm	1½" => 50 mm	0.18	2.56	5.51	3.94	1.50	\$ 162.00
27NCOL31550	12" x 1½"	30	1.159	0.0953	12" => 315 mm	1½" => 50 mm	0.18	2.56	5.51	3.94	1.50	\$ 167.00
27NCOL16063	6" x 2"	30	1.166	0.0953	6" => 160 mm	2" => 63 mm	0.23	2.56	5.51	3.94	1.73	\$ 112.00
27NCOL20063	8" x 2"	30	1.137	0.0953	8" => 200 mm	2" => 63 mm	0.23	2.56	5.51	3.94	1.73	\$ 156.00
27NCOL25063	10" x 2"	30	1.155	0.0953	10" => 250 mm	2" => 63 mm	0.23	2.56	5.51	3.94	1.73	\$ 162.00
27NCOL31563	12" x 2"	30	1.188	0.0953	12" => 315 mm	2" => 63 mm	0.23	2.56	5.51	3.94	1.73	\$ 167.00

follow...

We reserve the right to vary dimensions without notice, as the design of fittings change from time to time.

PP-RCT Piping Systems

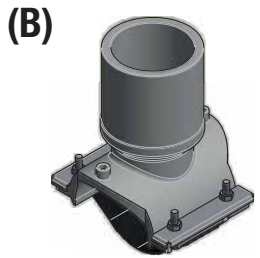
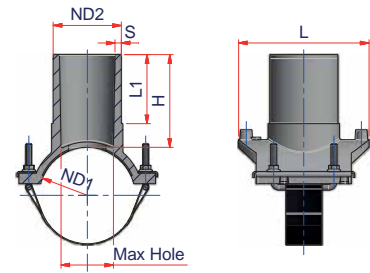


(A)

ELECTROLET™ BRANCH FITTING WITH BELT - SDR 11

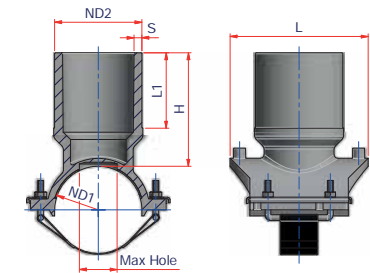
Material: PP-RCT
Range: 4" x 3/4" ÷ 12" x 5"

Weldability notes: You must scrape the pipe before the welding of the fitting. The perforation of the pipe must be done after the cooling time.



(B)

OD	WELDABILITY
ø 1 1/4"	DR ≤ 7.3
ø 1 1/2" ÷ 2 1/2"	DR ≤ 11
ø > 3"	DR ≤ 17



Code	Type	Size	Carton Qty	Weight lb/p.	Volume ft ³ /p.	ND1	ND2	S	L1	L	H	Max Hole	Price Each
27NCOL11075	A	3 1/2" x 2 1/2"	15	2.074	0.1871	3 1/2" => 110 mm	2 1/2" => 75 mm	0.27	3.54	6.69	4.72	2.32	\$ 130.00
27NCOL12575	A	4" x 2 1/2"	15	2.052	0.1871	4" => 125 mm	2 1/2" => 75 mm	0.27	3.54	6.69	4.72	2.32	\$ 140.00
27NCOL16075	A	6" x 2 1/2"	15	2.083	0.1871	6" => 160 mm	2 1/2" => 75 mm	0.27	3.54	6.69	4.72	2.32	\$ 145.00
27NCOL20075	A	8" x 2 1/2"	15	2.112	0.1871	8" => 200 mm	2 1/2" => 75 mm	0.27	3.54	6.69	4.72	2.32	\$ 156.00
27NCOL25075	A	10" x 2 1/2"	15	2.112	0.1871	10" => 250 mm	2 1/2" => 75 mm	0.27	3.54	6.69	4.72	2.32	\$ 196.00
27NCOL31575	A	12" x 2 1/2"	15	2.112	0.1871	12" => 315 mm	2 1/2" => 75 mm	0.27	3.54	6.69	4.72	2.32	\$ 237.00
27NCOL9090	B	3" x 3"	10	2.354	0.2825	3" => 90 mm	3" => 90 mm	0.32	3.94	6.69	5.16	2.76	\$ 145.00
27NCOL11090	A	3 1/2" x 3"	15	2.178	0.1871	3 1/2" => 110 mm	3" => 90 mm	0.32	3.54	6.69	4.72	2.76	\$ 145.00
27NCOL12590	A	4" x 3"	15	2.259	0.1871	4" => 125 mm	3" => 90 mm	0.32	3.54	6.69	4.72	2.76	\$ 145.00
27NCOL16090	A	6" x 3"	15	2.228	0.1871	6" => 160 mm	3" => 90 mm	0.32	3.54	6.69	4.72	2.76	\$ 145.00
27NCOL20090	A	8" x 3"	15	2.244	0.1871	8" => 200 mm	3" => 90 mm	0.32	3.54	6.69	4.72	2.76	\$ 156.00
27NCOL25090	A	10" x 3"	6	3.355	0.4696	10" => 250 mm	3" => 90 mm	0.32	3.86	7.87	5.12	2.76	\$ 196.00
27NCOL31590	A	12" x 3"	6	3.372	0.4696	12" => 315 mm	3" => 90 mm	0.32	3.86	7.87	5.12	2.76	\$ 237.00
27NCOL110110	B	3 1/2" x 3 1/2"	10	2.728	0.2825	3 1/2" => 110 mm	3 1/2" => 110 mm	0.39	3.74	6.85	5.63	2.76	\$ 145.00
27NCOL160110	A	6" x 3 1/2"	7	3.097	0.4025	6" => 160 mm	3 1/2" => 110 mm	0.39	3.86	7.87	5.12	3.43	\$ 165.00
27NCOL200110	A	8" x 3 1/2"	8	3.163	0.3531	8" => 200 mm	3 1/2" => 110 mm	0.39	3.86	7.87	5.12	3.43	\$ 174.00
27NCOL250110	A	10" x 3 1/2"	5	3.806	0.5650	10" => 250 mm	3 1/2" => 110 mm	0.39	3.86	7.87	5.12	3.43	\$ 204.00
27NCOL315110	A	12" x 3 1/2"	6	3.722	0.4696	12" => 315 mm	3 1/2" => 110 mm	0.39	3.86	7.87	5.12	3.43	\$ 248.00
27NCOL200125	A	8" x 4"	7	3.504	0.5650	8" => 200 mm	4" => 125 mm	0.45	3.86	7.87	5.12	3.94	\$ 185.00
27NCOL250125	A	10" x 4"	5	4.070	0.5650	10" => 250 mm	4" => 125 mm	0.45	3.86	7.87	5.12	3.94	\$ 215.00
27NCOL315125	A	12" x 4"	6	4.032	0.4696	12" => 315 mm	4" => 125 mm	0.45	3.86	7.87	5.12	3.94	\$ 263.00

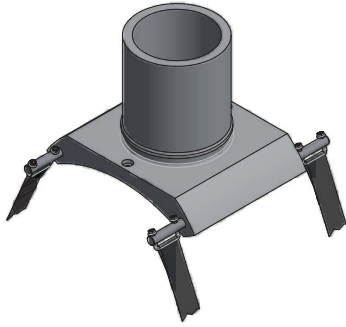


HIGH VOLUME ELECTROLET™ BRANCH FITTING WITH BELT - SDR 11

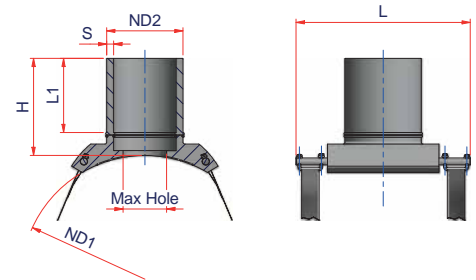
Material: PP-RCT

Range: 8"x3" ÷ 24"x3" - 12"x6" ÷ 24"x6" - 14"x8" ÷ 24"x8"

Weldability notes: You must scrape the pipe before the welding of the fitting. The perforation of the pipe must be do after the cooling time.



OD	WELDABILITY
ø 1¼"	DR ≤ 7.3
ø 1½" ÷ 2½"	DR ≤ 11
ø > 3"	DR ≤ 17



Code	Size	Carton Qty	Weight lb/p.	Volume ft³/p.	ND1	ND2	S min	L1	L	H	Max Hole	Price Each
27NCOLTL20090	8"x3"	1	-	-	8"=>200 mm	3"=>90 mm	0.32	5.91	12.60	9.1	2.90	\$ 1,750.00
27NCOLTL25090	10"x3"	1	-	-	10"=>250 mm	3"=>90 mm	0.32	5.91	12.60	9.1	2.90	\$ 1,875.00
27NCOLTL31590	12"x3"	1	-	-	12"=>315 mm	3"=>90 mm	0.32	5.91	12.60	9.1	2.90	\$ 2,000.00
27NCOLTL35590	14"x3"	1	-	-	14"=>355 mm	3"=>90 mm	0.32	5.91	12.60	9.1	2.90	\$ 2,125.00
27NCOLTL40090	16"x3"	1	-	-	16"=>400 mm	3"=>90 mm	0.32	5.91	12.60	9.1	2.90	\$ 2,250.00
27NCOLTL45090	18"x3"	1	-	-	18"=>450 mm	3"=>90 mm	0.32	5.91	12.60	9.1	2.90	\$ 2,375.00
27NCOLTL50090	20"x3"	1	-	-	20"=>500 mm	3"=>90 mm	0.32	5.91	12.60	9.1	2.90	\$ 2,750.00
27NCOLTL56090	22"x3"	1	-	-	22"=>560 mm	3"=>90 mm	0.32	5.91	12.60	9.1	2.90	\$ 3,000.00
27NCOLTL63090	24"x3"	1	-	-	24"=>630 mm	3"=>90 mm	0.32	5.91	12.60	9.1	2.90	\$ 3,375.00
27NCOLTL315160	12"x6"	1	-	-	12"=>315 mm	6"=>160 mm	0.57	5.91	15.16	7.74	3.15	\$ 2,400.00
27NCOLTL355160	14"x6"	1	-	-	14"=>355 mm	6"=>160 mm	0.57	5.91	15.16	7.74	3.15	\$ 2,550.00
27NCOLTL400160	16"x6"	1	-	-	16"=>400 mm	6"=>160 mm	0.57	5.91	15.16	7.74	3.15	\$ 2,700.00
27NCOLTL450160	18"x6"	1	-	-	18"=>450 mm	6"=>160 mm	0.57	5.91	15.16	7.74	3.15	\$ 2,850.00
27NCOLTL500160	20"x6"	1	-	-	20"=>500 mm	6"=>160 mm	0.57	5.91	15.16	7.74	3.15	\$ 3,300.00
27NCOLTL560160	22"x6"	1	-	-	22"=>560 mm	6"=>160 mm	0.57	5.91	15.16	7.74	3.15	\$ 3,600.00
27NCOLTL630160	24"x6"	1	-	-	24"=>630 mm	6"=>160 mm	0.57	5.91	15.16	7.74	3.15	\$ 4,050.00
27NCOLTL355200	14"x8"	1	-	-	14"=>355 mm	8"=>200 mm	0.72	7.10	19.69	8.92	4.92	\$ 3,060.00
27NCOLTL400200	16"x8"	1	-	-	16"=>400 mm	8"=>200 mm	0.72	7.10	19.69	8.92	4.92	\$ 3,240.00
27NCOLTL450200	18"x8"	1	-	-	18"=>450 mm	8"=>200 mm	0.72	7.10	19.69	8.92	4.92	\$ 3,420.00
27NCOLTL500200	20"x8"	1	-	-	20"=>500 mm	8"=>200 mm	0.72	7.10	19.69	8.92	4.92	\$ 3,960.00
27NCOLTL560200	22"x8"	1	-	-	22"=>560 mm	8"=>200 mm	0.72	7.10	19.69	8.92	4.92	\$ 4,320.00
27NCOLTL630200	24"x8"	1	-	-	24"=>630 mm	8"=>200 mm	0.72	7.10	19.69	8.92	4.92	\$ 4,860.00

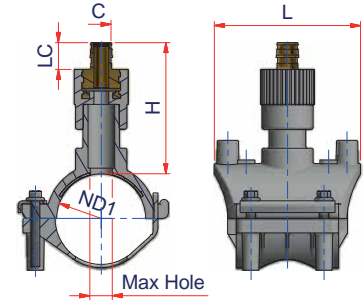


ELECTROLET™ BRANCH FITTING WITH PEX ADAPTER (COLD EXPANSION - ASTM F 1960) - SDR 11

Material: PP-RCT - Brass

Range: 1¼" x ½" ÷ 4" x 1¼"

Weldability notes: You must scrape the pipe before the welding of the fitting. The perforation of the pipe must be after the cooling time.



OD	WELDABILITY
ø 1¼"	DR ≤ 7.3
ø 1½" ÷ 2½"	DR ≤ 11
ø > 3"	DR ≤ 17

Code	Size	Carton Qty	Weight lb/p.	Volume ft³/p.	ND1	C	LC	L	H	Max Hole	Price Each
27NCOLPR4012	1¼" x ½"	1	-	-	1¼" => 40 mm	½"	0.73	3.94	3.20	0.63	\$ 75.00
27NCOLPR4058	1¼" x ⅝"	1	-	-	1¼" => 40 mm	⅝"	0.87	3.94	3.34	0.63	\$ 76.50
27NCOLPR4034	1¼" x ¾"	1	-	-	1¼" => 40 mm	¾"	0.96	3.94	3.63	0.63	\$ 76.50
27NCOLPR4001	1¼" x 1"	1	-	-	1¼" => 40 mm	1"	1.20	3.94	4.11	0.89	\$ 92.50
27NCOLPR40114	1¼" x 1¼"	1	-	-	1¼" => 40 mm	1¼"	1.44	3.94	4.35	0.89	\$ 119.00
27NCOLPR5012	1½" x ½"	1	-	-	1½" => 50 mm	½"	0.73	3.94	3.20	0.63	\$ 78.00
27NCOLPR5058	1½" x ⅝"	1	-	-	1½" => 50 mm	⅝"	0.87	3.94	3.34	0.63	\$ 79.50
27NCOLPR5034	1½" x ¾"	1	-	-	1½" => 50 mm	¾"	0.96	3.94	3.63	0.63	\$ 79.50
27NCOLPR5001	1½" x 1"	1	-	-	1½" => 50 mm	1"	1.20	3.94	4.11	0.89	\$ 95.50
27NCOLPR50114	1½" x 1¼"	1	-	-	1½" => 50 mm	1¼"	1.44	3.94	4.35	0.89	\$ 122.00
27NCOLPR6312	2" x ½"	1	-	-	2" => 63 mm	½"	0.73	3.94	3.20	0.63	\$ 82.00
27NCOLPR6358	2" x ⅝"	1	-	-	2" => 63 mm	⅝"	0.87	3.94	3.34	0.63	\$ 83.50
27NCOLPR6334	2" x ¾"	1	-	-	2" => 63 mm	¾"	0.96	3.94	3.63	0.63	\$ 83.50
27NCOLPR6301	2" x 1"	1	-	-	2" => 63 mm	1"	1.20	3.94	4.11	0.89	\$ 99.50
27NCOLPR63114	2" x 1¼"	1	-	-	2" => 63 mm	1¼"	1.44	3.94	4.35	0.89	\$ 126.00
27NCOLPR63112	2" x 1½"	1	-	-	2" => 63 mm	1½"	1.70	3.94	5.28	1.18	\$ 149.00
27NCOLPR6302	2" x 2"	1	-	-	2" => 63 mm	2"	2.13	5.20	6.11	1.46	\$ 178.00
27NCOLPR7512	2½" x ½"	1	-	-	2½" => 75 mm	½"	0.73	3.94	3.20	0.63	\$ 86.00
27NCOLPR7558	2½" x ⅝"	1	-	-	2½" => 75 mm	⅝"	0.87	3.94	3.34	0.63	\$ 87.50
27NCOLPR7534	2½" x ¾"	1	-	-	2½" => 75 mm	¾"	0.96	3.94	3.63	0.63	\$ 87.50
27NCOLPR7501	2½" x 1"	1	-	-	2½" => 75 mm	1"	1.20	3.94	4.11	0.89	\$ 103.50
27NCOLPR75114	2½" x 1¼"	1	-	-	2½" => 75 mm	1¼"	1.44	3.94	4.35	0.89	\$ 130.00
27NCOLPR75112	2½" x 1½"	1	-	-	2½" => 75 mm	1½"	1.70	3.94	5.28	1.18	\$ 153.00

follow...



ELECTROLET™ BRANCH FITTING WITH PEX ADAPTER (COLD EXPANSION - ASTM F 1960) - SDR 11

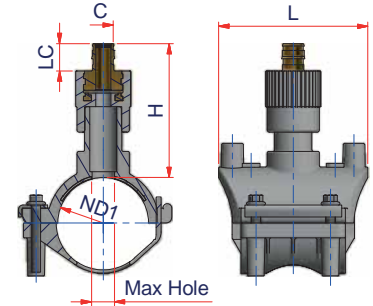
Material: PP-RCT - Brass

Range: 1¼" x ½" ÷ 3½" x 1¼"

Weldability notes: You must scrape the pipe before the welding of the fitting. The perforation of the pipe must be do after the cooling time.



OD	WELDABILITY
ø 1¼"	DR ≤ 7.3
ø 1½" ÷ 2½"	DR ≤ 11
ø > 3"	DR ≤ 17



Code	Size	Carton Qty	Weight lb/p.	Volume ft³/p.	ND1	C	LC	L	H	Max Hole	Price Each
27NCOLPR9012	3" x ½"	1	-	-	3" => 90 mm	½"	0.73	4.17	3.83	0.59	\$ 123.00
27NCOLPR9058	3" x ⅝"	1	-	-	3" => 90 mm	⅝"	0.87	4.17	3.97	0.59	\$ 124.50
27NCOLPR9034	3" x ¾"	1	-	-	3" => 90 mm	¾"	0.96	4.17	4.26	0.59	\$ 124.50
27NCOLPR9001	3" x 1"	1	-	-	3" => 90 mm	1"	1.20	3.94	4.61	0.89	\$ 140.50
27NCOLPR90114	3" x 1¼"	1	-	-	3" => 90 mm	1¼"	1.44	3.94	4.85	0.89	\$ 167.00
27NCOLPR11001	3½" x 1"	1	-	-	3½" => 110 mm	1"	1.20	3.94	4.11	0.89	\$ 201.00
27NCOLPR110114	3½" x 1¼"	1	-	-	3½" => 110 mm	1¼"	1.44	3.94	4.35	0.89	\$ 230.00



ELECTROLET™ BRANCH FITTING WITH PEX ADAPTER (COLD EXPANSION - ASTM F 1960) - SDR 11

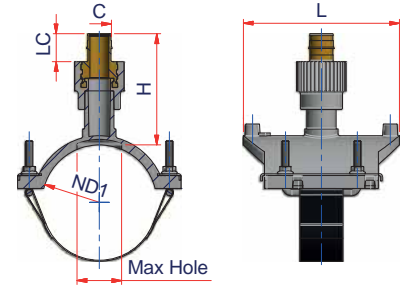
Material: PP-RCT - Brass

Range: 3"x1 1/2" ÷ 12"x2"

Weldability notes: You must scrape the pipe before the welding of the fitting. The perforation of the pipe must be after the cooling time.



OD	WELDABILITY
ø 1 1/4"	DR ≤ 7.3
ø 1 1/2" ÷ 2 1/2"	DR ≤ 11
ø > 3"	DR ≤ 17



Code	Size	Carton Qty	Weight lb/p.	Volume ft³/p.	ND1	C	LC	L	H	Max Hole	Price Each
27NCOLPR90112	3" x 1 1/2"	1	-	-	3" => 90 mm	1 1/2"	1.70	5.51	5.60	1.18	\$ 201.00
27NCOLPR9002	3" x 2"	1	-	-	3" => 90 mm	2"	2.13	5.51	6.11	1.50	\$ 230.00
27NCOLPR11012	3 1/2" x 1 1/2"	1	-	-	3 1/2" => 110 mm	1 1/2"	0.73	5.51	4.11	0.63	\$ 133.00
27NCOLPR11058	3 1/2" x 5/8"	1	-	-	3 1/2" => 110 mm	5/8"	0.87	5.51	4.45	0.63	\$ 134.50
27NCOLPR11034	3 1/2" x 3/4"	1	-	-	3 1/2" => 110 mm	3/4"	0.96	5.51	4.54	0.63	\$ 134.50
27NCOLPR110112	3 1/2" x 1 1/2"	1	-	-	3 1/2" => 110 mm	1 1/2"	1.70	5.51	5.60	1.18	\$ 201.00
27NCOLPR11002	3 1/2" x 2"	1	-	-	3 1/2" => 110 mm	2"	2.13	5.51	6.11	1.50	\$ 230.00
27NCOLPR12512	4" x 1 1/2"	1	-	-	4" => 125 mm	1 1/2"	0.73	5.51	4.11	0.63	\$ 133.00
27NCOLPR12558	4" x 5/8"	1	-	-	4" => 125 mm	5/8"	0.87	5.51	4.02	0.63	\$ 135.50
27NCOLPR12534	4" x 3/4"	1	-	-	4" => 125 mm	3/4"	0.96	5.51	4.11	0.63	\$ 135.50
27NCOLPR12501	4" x 1"	1	-	-	4" => 125 mm	1"	1.20	5.51	5.02	0.89	\$ 151.50
27NCOLPR125114	4" x 1 1/4"	1	-	-	4" => 125 mm	1 1/4"	1.44	5.51	5.26	0.89	\$ 178.00
27NCOLPR125112	4" x 1 1/2"	1	-	-	4" => 125 mm	1 1/2"	1.70	5.51	5.60	1.18	\$ 201.00
27NCOLPR12502	4" x 2"	1	-	-	4" => 125 mm	2"	2.13	5.51	6.11	1.50	\$ 230.00
27NCOLPR16012	6" x 1 1/2"	1	-	-	6" => 160 mm	1 1/2"	0.73	5.51	4.11	0.63	\$ 142.00
27NCOLPR16034	6" x 3/4"	1	-	-	6" => 160 mm	3/4"	0.96	5.51	4.11	0.63	\$ 143.50
27NCOLPR16001	6" x 1"	1	-	-	6" => 160 mm	1"	1.20	5.51	5.02	0.89	\$ 159.50
27NCOLPR160114	6" x 1 1/4"	1	-	-	6" => 160 mm	1 1/4"	1.44	5.51	5.26	0.89	\$ 186.00
27NCOLPR160112	6" x 1 1/2"	1	-	-	6" => 160 mm	1 1/2"	1.70	5.51	5.60	1.18	\$ 209.00
27NCOLPR16002	6" x 2"	1	-	-	6" => 160 mm	2"	2.13	5.51	6.11	1.50	\$ 238.00

follow...



ELECTROLET™ BRANCH FITTING WITH PEX ADAPTER (COLD EXPANSION - ASTM F 1960) - SDR 11

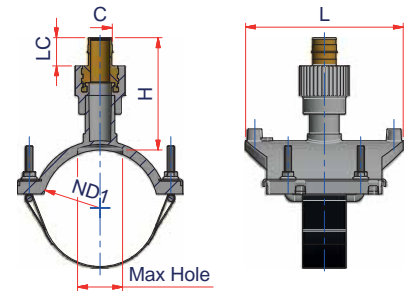
Material: PP-RCT - Brass

Range: 3"x1 1/2" ÷ 12"x2"

Weldability notes: You must scrape the pipe before the welding of the fitting. The perforation of the pipe must be do after the cooling time.



OD	WELDABILITY
ø 1 1/4"	DR ≤ 7.3
ø 1 1/2" ÷ 2 1/2"	DR ≤ 11
ø > 3"	DR ≤ 17



Code	Size	Carton Qty	Weight lb/p.	Volume ft ³ /p.	ND1	C	LC	L	H	Max Hole	Price Each
27NCOLPR2001	8"x1"	1	-	-	8"=>200 mm	1"	1.20	5.51	5.02	0.89	\$ 203.50
27NCOLPR200114	8"x1 1/4"	1	-	-	8"=>200 mm	1 1/4"	1.44	5.51	5.26	0.89	\$ 230.00
27NCOLPR200112	8"x1 1/2"	1	-	-	8"=>200 mm	1 1/2"	1.70	5.51	5.60	1.18	\$ 253.00
27NCOLPR20002	8"x2"	1	-	-	8"=>200 mm	2"	2.13	5.51	6.11	1.50	\$ 282.00
27NCOLPR2501	10"x1"	1	-	-	10"=>250 mm	1"	1.20	5.51	5.02	0.89	\$ 209.50
27NCOLPR250114	10"x1 1/4"	1	-	-	10"=>250 mm	1 1/4"	1.44	5.51	5.26	0.89	\$ 236.00
27NCOLPR250112	10"x1 1/2"	1	-	-	10"=>250 mm	1 1/2"	1.70	5.51	5.60	1.18	\$ 259.00
27NCOLPR25002	10"x2"	1	-	-	10"=>250 mm	2"	2.13	5.51	6.11	1.50	\$ 288.00
27NCOLPR31501	12"x1"	1	-	-	12"=>315 mm	1"	1.20	5.51	5.02	0.89	\$ 214.50
27NCOLPR315114	12"x1 1/4"	1	-	-	12"=>315 mm	1 1/4"	1.44	5.51	5.26	0.89	\$ 241.00
27NCOLPR315112	12"x1 1/2"	1	-	-	12"=>315 mm	1 1/2"	1.70	5.51	5.60	1.18	\$ 264.00
27NCOLPR31502	12"x2"	1	-	-	12"=>315 mm	2"	2.13	5.51	6.11	1.50	\$ 293.00



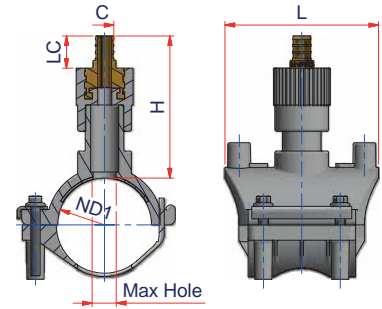
ELECTROLET™ BRANCH FITTING WITH PEX ADAPTER (CRIMP RING - ASTM F 1807) - SDR 11

Material: PP-RCT - Brass

Range: 1¼" x ½" ÷ 3" x 1½"

Weldability notes: You must scrape the pipe before the welding of the fitting. The perforation of the pipe must be do after the cooling time.

OD	WELDABILITY
ø 1¼"	DR ≤ 7.3
ø 1½" ÷ 2½"	DR ≤ 11
ø > 3"	DR ≤ 17



Code	Size	Carton Qty	Weight lb/p.	Volume ft³/p.	ND1	C	LC	L	H	Max Hole	Price Each
27NCOLPRCR4012	1¼" x ½"	1	-	-	1¼" = > 40 mm	½"	0.83	3.94	3.20	0.63	\$ 75.00
27NCOLPRCR4034	1¼" x ¾"	1	-	-	1¼" = > 40 mm	¾"	0.87	3.94	3.63	0.63	\$ 76.50
27NCOLPRCR4001	1¼" x 1"	1	-	-	1¼" = > 40 mm	1"	1.06	3.94	4.11	0.89	\$ 92.50
27NCOLPRCR5012	1½" x ½"	1	-	-	1½" = > 50 mm	½"	0.83	3.94	3.20	0.63	\$ 78.00
27NCOLPRCR5034	1½" x ¾"	1	-	-	1½" = > 50 mm	¾"	0.87	3.94	3.63	0.63	\$ 79.50
27NCOLPRCR5001	1½" x 1"	1	-	-	1½" = > 50 mm	1"	1.06	3.94	4.11	0.89	\$ 95.50
27NCOLPRCR6312	2" x ½"	1	-	-	2" = > 63 mm	½"	0.83	3.94	3.20	0.63	\$ 82.00
27NCOLPRCR6334	2" x ¾"	1	-	-	2" = > 63 mm	¾"	0.87	3.94	3.63	0.63	\$ 83.50
27NCOLPRCR6301	2" x 1"	1	-	-	2" = > 63 mm	1"	1.06	3.94	4.11	0.89	\$ 99.50
27NCOLPRCR7512	2½" x ½"	1	-	-	2½" = > 75 mm	½"	0.83	3.94	3.20	0.63	\$ 86.00
27NCOLPRCR7534	2½" x ¾"	1	-	-	2½" = > 75 mm	¾"	0.87	3.94	3.63	0.63	\$ 87.50
27NCOLPRCR7501	2½" x 1"	1	-	-	2½" = > 75 mm	1"	1.06	3.94	4.11	0.89	\$ 103.50
27NCOLPRCR9012	3" x ½"	1	-	-	3" = > 90 mm	½"	0.83	4.17	3.83	0.59	\$ 123.00
27NCOLPRCR9034	3" x ¾"	1	-	-	3" = > 90 mm	¾"	0.87	4.17	4.26	0.59	\$ 124.50
27NCOLPRCR9001	3" x 1"	1	-	-	3" = > 90 mm	1"	1.06	3.94	4.61	0.89	\$ 140.50
27NCOLPRCR11001	3½" x 1"	1	-	-	3½" = > 110 mm	1"	1.06	3.94	4.11	0.89	\$ 201.00



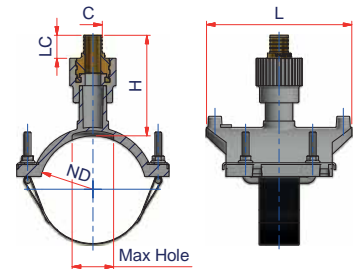
ELECTROLET™ BRANCH FITTING WITH PEX ADAPTER (CRIMP RING - ASTM F 1807) - SDR 11

Material: PP-RCT - Brass

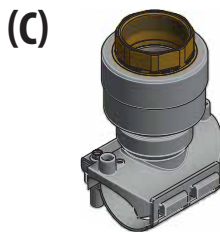
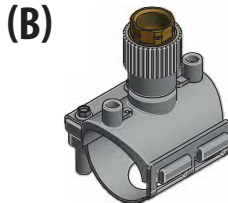
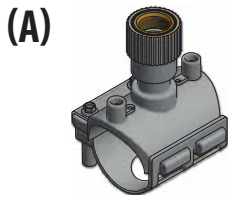
Range: 3 1/2" x 1/2" ÷ 12" x 1"

Weldability notes: You must scrape the pipe before the welding of the fitting. The perforation of the pipe must be do after the cooling time.

OD	WELDABILITY
ø 1 1/4"	DR ≤ 7.3
ø 1 1/2" ÷ 2 1/2"	DR ≤ 11
ø > 3"	DR ≤ 17



Code	Size	Carton Qty	Weight lb/p.	Volume ft ³ /p.	ND1	C	LC	L	H	Max Hole	Price Each
27NCOLPRCR11012	3 1/2" x 1/2"	30	-	-	3 1/2" => 110 mm	1/2"	0.83	5.51	4.11	0.63	\$ 133.00
27NCOLPRCR11034	3 1/2" x 3/4"	30	-	-	3 1/2" => 110 mm	3/4"	0.87	5.51	4.54	0.63	\$ 134.50
27NCOLPRCR12512	4" x 1/2"	30	-	-	4" => 125 mm	1/2"	0.83	5.51	4.11	0.63	\$ 133.00
27NCOLPRCR12534	4" x 3/4"	30	-	-	4" => 125 mm	3/4"	0.87	5.51	4.11	0.63	\$ 135.50
27NCOLPRCR12501	4" x 1"	30	-	-	4" => 125 mm	1"	1.06	5.51	5.02	0.89	\$ 151.50
27NCOLPRCR16012	6" x 1/2"	30	-	-	6" => 160 mm	1/2"	0.83	5.51	4.11	0.63	\$ 142.00
27NCOLPRCR16034	6" x 3/4"	30	-	-	6" => 160 mm	3/4"	0.87	5.51	4.11	0.63	\$ 143.50
27NCOLPRCR16001	6" x 1"	30	-	-	6" => 160 mm	1"	1.06	5.51	5.02	0.89	\$ 159.50
27NCOLPRCR2001	8" x 1"	30	-	-	8" => 200 mm	1"	1.06	5.51	5.02	0.89	\$ 203.50
27NCOLPRCR2501	10" x 1"	30	-	-	10" => 250 mm	1"	1.06	5.51	5.02	0.89	\$ 209.50
27NCOLPRCR31501	12" x 1"	30	-	-	12" => 315 mm	1"	1.06	5.51	5.02	0.89	\$ 214.50



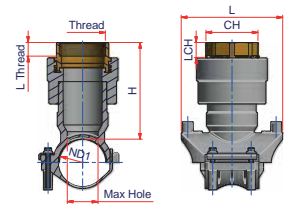
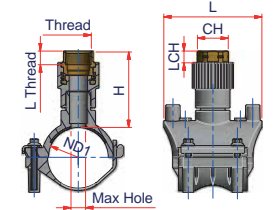
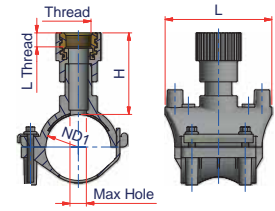
FEMALE THREADED ELECTROLET™ BRANCH FITTING WITH RIGID UNDER CLAMP - SDR 11

Material: PP-RCT - Brass

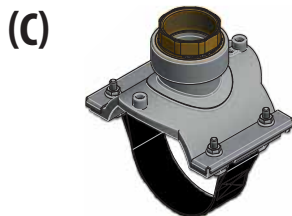
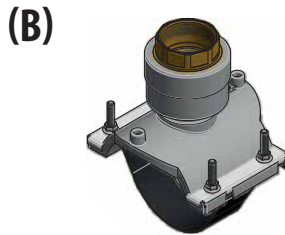
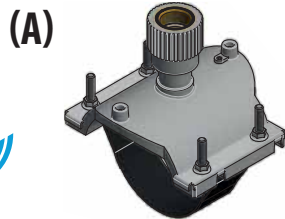
Range: 1¼" x ½" ÷ 4" x 2"

Weldability notes: You must scrape the pipe before the welding of the fitting. The perforation of the pipe must be do after the cooling time.

OD	WELDABILITY
ø 1¼"	DR ≤ 7.3
ø 1½" ÷ 2½"	DR ≤ 11
ø > 3"	DR ≤ 17



Code	Type	Size	Carton Qty	Weight lb/p.	Volume ft³/p.	ND1	Thread	L Thread	CH	LCH	L	H	Max Hole	Price Each
27NCOLF40F12	A	1¼" x ½"NPT	1	-	-	1¼" => 40 mm	½"NPT	0.51	-	-	3.94	3.58	0.63	\$ 70.00
27NCOLF40F34	A	1¼" x ¾"NPT	1	-	-	1¼" => 40 mm	¾"NPT	0.51	-	-	3.94	3.58	0.63	\$ 72.00
27NCOLF40F01	A	1¼" x 1"NPT	1	-	-	1¼" => 40 mm	1"NPT	0.51	-	-	3.94	3.58	0.63	\$ 90.00
27NCOLF50F12	A	1½" x ½"NPT	1	-	-	1½" => 50 mm	½"NPT	0.51	-	-	3.94	3.58	0.63	\$ 73.00
27NCOLF50F34	A	1½" x ¾"NPT	1	-	-	1½" => 50 mm	¾"NPT	0.53	-	-	3.94	3.58	0.63	\$ 75.00
27NCOLF50F01	A	1½" x 1"NPT	1	-	-	1½" => 50 mm	1"NPT	0.66	-	-	3.94	3.86	0.89	\$ 93.00
27NCOLF63F12	A	2" x ½"NPT	1	-	-	2" => 63 mm	½"NPT	0.51	-	-	3.94	3.58	0.63	\$ 77.00
27NCOLF63F34	A	2" x ¾"NPT	1	-	-	2" => 63 mm	¾"NPT	0.53	-	-	3.94	3.58	0.63	\$ 79.00
27NCOLF63F01	A	2" x 1"NPT	1	-	-	2" => 63 mm	1"NPT	0.66	-	-	3.94	3.86	0.89	\$ 97.00
27NCOLF63F114	C	2" x 1¼"NPT	1	-	-	2" => 63 mm	1¼"NPT	0.68	1.81	0.59	3.94	4.18	1.18	\$ 122.00
27NCOLF63F112	C	2" x 1½"NPT	1	-	-	2" => 63 mm	1½"NPT	0.68	2.17	0.59	5.20	4.61	1.46	\$ 142.00
27NCOLF63F02	B	2" x 2"NPT	1	-	-	2" => 63 mm	2"NPT	0.70	2.56	0.79	5.20	4.96	1.57	\$ 194.00
27NCOLF75F12	A	2½" x ½"NPT	1	-	-	2½" => 75 mm	½"NPT	0.51	-	-	3.94	3.58	0.63	\$ 81.00
27NCOLF75F34	A	2½" x ¾"NPT	1	-	-	2½" => 75 mm	¾"NPT	0.53	-	-	3.94	3.58	0.63	\$ 83.00
27NCOLF75F01	A	2½" x 1"NPT	1	-	-	2½" => 75 mm	1"NPT	0.66	-	-	3.94	3.86	0.89	\$ 101.00
27NCOLF75F114	C	2½" x 1¼"NPT	1	-	-	2½" => 75 mm	1¼"NPT	0.68	1.81	0.59	3.94	4.18	1.18	\$ 126.00
27NCOLF90F12	A	3" x ½"NPT	1	-	-	3" => 90 mm	½"NPT	0.51	-	-	4.17	3.58	0.59	\$ 118.00
27NCOLF90F34	A	3" x ¾"NPT	1	-	-	3" => 90 mm	¾"NPT	0.53	-	-	4.17	4.17	0.59	\$ 120.00
27NCOLF90F01	A	3" x 1"NPT	1	-	-	3" => 90 mm	1"NPT	0.66	-	-	3.94	4.35	0.98	\$ 138.00
27NCOLF90F02	C	3" x 2"NPT	1	-	-	3" => 90 mm	2"NPT	0.70	2.56	0.79	5.51	4.65	1.73	\$ 213.00
27NCOLF110F01	A	3½" x 1"NPT	1	-	-	3½" => 110 mm	1"NPT	0.66	-	-	3.94	4.35	0.89	\$ 148.00
27NCOLF110F02	C	3½" x 2"NPT	1	-	-	3½" => 110 mm	2"NPT	0.70	2.56	0.79	5.51	4.65	1.73	\$ 223.00
27NCOLF125F02	C	4" x 2"NPT	1	-	-	4" => 125 mm	2"NPT	0.70	2.56	0.79	5.51	4.65	1.73	\$ 224.00



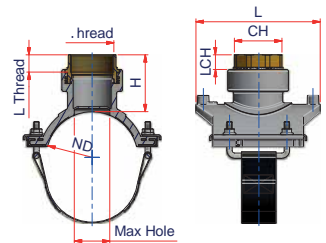
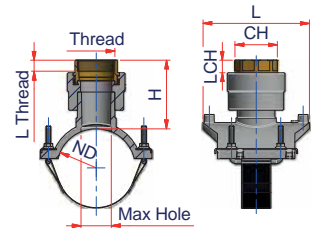
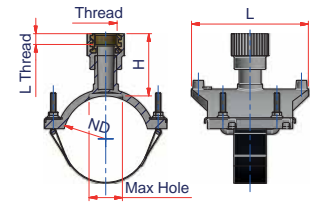
FEMALE THREADED ELECTROLET™ BRANCH FITTING WITH BELT - SDR 11

Material: PP-RCT - Brass

Range: 3"x1¼" ÷ 12"x 3½"

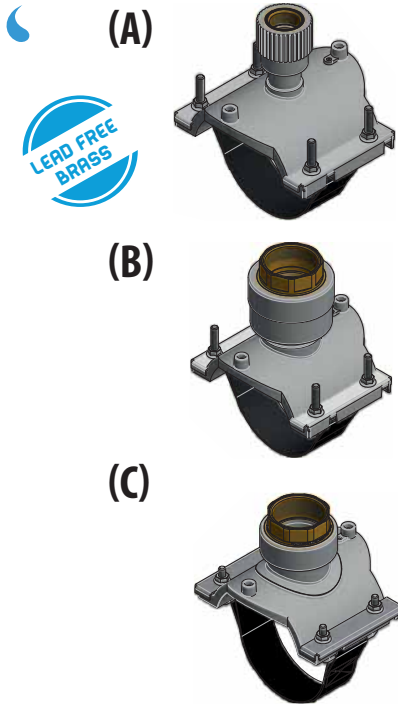
Weldability notes: You must scrape the pipe before the welding of the fitting. The perforation of the pipe must be do after the cooling time.

OD	WELDABILITY
ø 1¼"	DR ≤ 7.3
ø 1½" ÷ 2½"	DR ≤ 11
ø > 3"	DR ≤ 17



Code	Type	Size	Carton Qty	Weight lb/p.	Volume ft ³ /p.	ND	Thread	L Thread	CH	LCH	L	H	Max Hole	Price Each
27NCOLF90F114	B	3"x 1¼"NPT	1	-	-	3" => 90 mm	1¼"NPT	0.68	1.81	0.59	5.51	4.49	1.18	\$ 174.00
27NCOLF90F112	B	3"x 1½"NPT	1	-	-	3" => 90 mm	1½"NPT	0.68	2.17	0.59	5.51	4.61	1.50	\$ 194.00
27NCOLF90F03	B	3"x 3"NPT	1	-	-	3" => 90 mm	3"NPT	1.02	3.74	0.91	6.69	5.51	2.76	\$ 390.00
27NCOLF110F12	A	3½"x ½"NPT	1	-	-	3½" => 110 mm	½"NPT	0.53	-	-	5.51	3.38	0.63	\$ 128.00
27NCOLF110F34	A	3½"x ¾"NPT	1	-	-	3½" => 110 mm	¾"NPT	0.55	-	-	5.51	3.58	0.63	\$ 130.00
27NCOLF110F114	B	3½"x 1¼"NPT	1	-	-	3½" => 110 mm	1¼"NPT	0.68	1.81	0.59	5.51	4.49	1.18	\$ 174.00
27NCOLF110F112	B	3½"x 1½"NPT	1	-	-	3½" => 110 mm	1½"NPT	0.68	2.17	0.59	5.51	4.61	1.50	\$ 194.00
27NCOLF110F212	B	3½"x 2½"NPT	1	-	-	3½" => 110 mm	2½"NPT	0.93	3.15	0.79	6.69	5.07	2.32	\$ 305.00
27NCOLF110F03	B	3½"x 3"NPT	1	-	-	3½" => 110 mm	3"NPT	1.02	3.74	0.91	6.69	5.47	2.76	\$ 390.00
27NCOLF110F04	B	3½"x 4"NPT	1	-	-	3½" => 110 mm	4"NPT	1.09	4.72	1.18	6.85	6.65	2.76	\$ 535.00
27NCOLF125F12	A	4"x ½"NPT	1	-	-	4" => 125 mm	½"NPT	0.53	-	-	5.51	3.38	0.63	\$ 129.00
27NCOLF125F34	A	4"x ¾"NPT	1	-	-	4" => 125 mm	¾"NPT	0.55	-	-	5.51	3.58	0.63	\$ 131.00
27NCOLF125F01	A	4"x 1"NPT	1	-	-	4" => 125 mm	1"NPT	0.66	-	-	5.51	3.82	0.89	\$ 149.00
27NCOLF125F114	B	4"x 1¼"NPT	1	-	-	4" => 125 mm	1¼"NPT	0.68	1.81	0.59	5.51	4.49	1.18	\$ 174.00
27NCOLF125F112	B	4"x 1½"NPT	1	-	-	4" => 125 mm	1½"NPT	0.68	2.17	0.59	5.51	4.61	1.50	\$ 194.00
27NCOLF125F212	B	4"x 2½"NPT	1	-	-	4" => 125 mm	2½"NPT	0.93	3.15	0.79	6.69	5.07	2.32	\$ 315.00
27NCOLF125F03	B	4"x 3"NPT	1	-	-	4" => 125 mm	3"NPT	1.02	3.74	0.91	6.69	5.47	2.76	\$ 390.00
27NCOLF160F12	A	6"x ½"NPT	1	-	-	6" => 160 mm	½"NPT	0.53	-	-	5.51	3.38	0.63	\$ 137.00
27NCOLF160F34	A	6"x ¾"NPT	1	-	-	6" => 160 mm	¾"NPT	0.55	-	-	5.51	3.58	0.63	\$ 139.00
27NCOLF160F01	A	6"x 1"NPT	1	-	-	6" => 160 mm	1"NPT	0.66	-	-	5.51	3.82	0.89	\$ 157.00

follow...



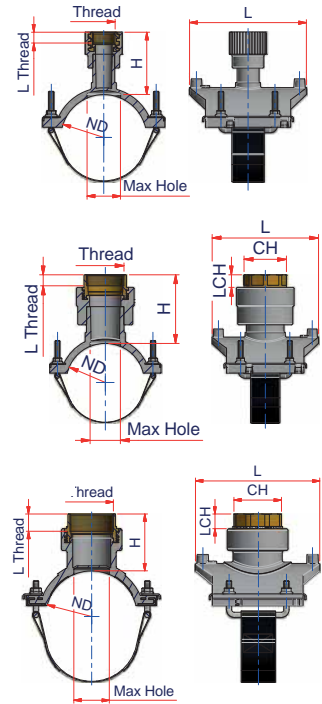
LEAD FREE BRASS

FEMALE THREADED ELECTROLET™ BRANCH FITTING WITH BELT - SDR 11

Material: PP-RCT - Brass
Range: 3" x 1¼" ÷ 12" x 3½"

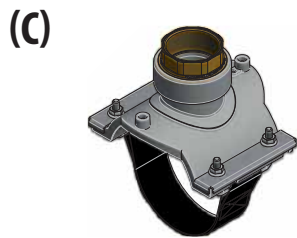
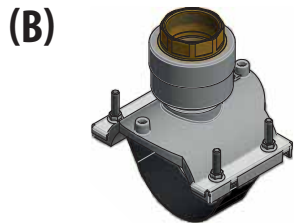
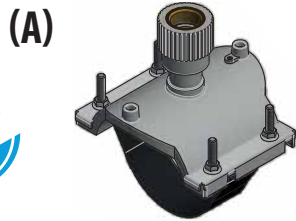
Weldability notes: You must scrape the pipe before the welding of the fitting. The perforation of the pipe must be do after the cooling time.

OD	WELDABILITY
ø 1¼"	DR ≤ 7.3
ø 1½" ÷ 2½"	DR ≤ 11
ø > 3"	DR ≤ 17



Code	Type	Size	Carton Qty	Weight lb/p.	Volume ft³/p.	ND	Thread	L Thread	CH	LCH	L	H	Max Hole	Price Each
27NCOLF160F114	B	6" x 1¼" NPT	1	-	-	6" => 160 mm	1¼" NPT	0.68	1.81	0.59	5.51	4.49	1.18	\$ 182.00
27NCOLF160F112	B	6" x 1½" NPT	1	-	-	6" => 160 mm	1½" NPT	0.68	2.17	0.59	5.51	4.61	1.50	\$ 202.00
27NCOLF160F02	C	6" x 2" NPT	1	-	-	6" => 160 mm	2" NPT	0.93	2.56	0.78	6.69	3.07	2.00	\$ 232.00
27NCOLF160F212	B	6" x 2½" NPT	1	-	-	6" => 160 mm	2½" NPT	0.93	3.15	0.79	6.69	5.07	2.32	\$ 320.00
27NCOLF160F03	B	6" x 3" NPT	1	-	-	6" => 160 mm	3" NPT	1.02	3.74	0.91	6.69	5.47	2.76	\$ 390.00
27NCOLF200F34	A	8" x ¾" NPT	1	-	-	8" => 200 mm	¾" NPT	0.55	-	-	5.51	3.80	0.89	\$ 191.00
27NCOLF200F01	A	8" x 1" NPT	1	-	-	8" => 200 mm	1" NPT	0.66	-	-	5.51	3.82	0.89	\$ 201.00
27NCOLF200F114	B	8" x 1¼" NPT	1	-	-	8" => 200 mm	1¼" NPT	0.68	1.81	0.59	5.51	4.49	1.18	\$ 226.00
27NCOLF200F112	B	8" x 1½" NPT	1	-	-	8" => 200 mm	1½" NPT	0.68	2.17	0.59	5.51	4.61	1.50	\$ 246.00
27NCOLF200F02	C	8" x 2" NPT	1	-	-	8" => 200 mm	2" NPT	0.93	2.56	0.78	6.69	3.07	2.00	\$ 276.00
27NCOLF200F212	B	8" x 2½" NPT	1	-	-	8" => 200 mm	2½" NPT	0.93	3.15	0.79	6.69	5.07	2.32	\$ 331.00
27NCOLF200F03	B	8" x 3" NPT	1	-	-	8" => 200 mm	3" NPT	1.02	3.74	0.91	6.69	5.47	2.76	\$ 401.00
27NCOLF200F04	B	8" x 4" NPT	1	-	-	8" => 200 mm	4" NPT	1.09	4.72	1.18	7.87	5.55	3.43	\$ 564.00
27NCOLF250F34	B	10" x ¾" NPT	1	-	-	10" => 250 mm	¾" NPT	0.55	-	-	5.51	3.80	0.89	\$ 197.00
27NCOLF250F01	A	10" x 1" NPT	1	-	-	10" => 250 mm	1" NPT	0.66	-	-	5.51	3.82	0.89	\$ 207.00
27NCOLF250F114	B	10" x 1¼" NPT	1	-	-	10" => 250 mm	1¼" NPT	0.68	1.81	0.59	5.51	4.49	1.18	\$ 232.00
27NCOLF250F112	B	10" x 1½" NPT	1	-	-	10" => 250 mm	1½" NPT	0.68	2.17	0.59	5.51	4.61	1.50	\$ 252.00
27NCOLF250F02	C	10" x 2" NPT	1	-	-	10" => 250 mm	2" NPT	0.93	2.56	0.78	6.69	3.07	2.00	\$ 282.00
27NCOLF250F212	B	10" x 2½" NPT	1	-	-	10" => 250 mm	2½" NPT	0.93	3.15	0.79	6.69	5.07	2.32	\$ 371.00
27NCOLF250F03	B	10" x 3" NPT	1	-	-	10" => 250 mm	3" NPT	1.02	3.74	0.91	7.87	5.47	2.76	\$ 441.00
27NCOLF250F04	B	10" x 4" NPT	1	-	-	10" => 250 mm	4" NPT	1.09	4.72	1.18	7.87	5.55	3.43	\$ 594.00

follow...



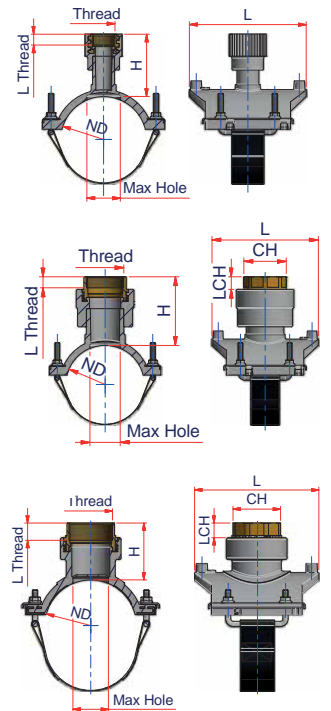
FEMALE THREADED ELECTROLET™ BRANCH FITTING WITH BELT - SDR 11

Material: PP-RCT - Brass

Range: 3"x1¼" ÷ 12"x 3½"

Weldability notes: You must scrape the pipe before the welding of the fitting. The perforation of the pipe must be do after the cooling time.


OD	WELDABILITY
ø 1¼"	DR ≤ 7.3
ø 1½" ÷ 2½"	DR ≤ 11
ø > 3"	DR ≤ 17




Code	Type	Size	Carton Qty	Weight lb/p.	Volume ft³/p.	ND	Thread	L Thread	CH	LCH	L	H	Max Hole	Price Each
27NCOLF315F34	A	12"x ¾"NPT	1	-	-	12" => 315 mm	¾"NPT	0.55	-	-	5.51	3.80	0.89	\$ 202.00
27NCOLF315F01	A	12"x 1"NPT	1	-	-	12" => 315 mm	1"NPT	0.66	-	-	5.51	3.82	0.89	\$ 212.00
27NCOLF315F114	B	12"x 1¼"NPT	1	-	-	12" => 315 mm	1¼"NPT	0.68	1.81	0.59	5.51	4.49	1.18	\$ 238.00
27NCOLF315F112	B	12"x 1½"NPT	1	-	-	12" => 315 mm	1½"NPT	0.68	2.17	0.59	5.51	4.61	1.50	\$ 257.00
27NCOLF315F02	C	12"x 2"NPT	1	-	-	12" => 315 mm	2"NPT	0.70	2.56	0.67	5.51	4.53	1.73	\$ 287.00
27NCOLF315F212	B	12"x 2½"NPT	1	-	-	12" => 315 mm	2½"NPT	0.93	3.15	0.79	6.69	5.07	2.32	\$ 412.00
27NCOLF315F03	B	12"x 3"NPT	1	-	-	12" => 315 mm	3"NPT	1.02	3.74	0.91	7.87	5.47	2.76	\$ 482.00
27NCOLF315F04	B	12"x 4"NPT	1	-	-	12" => 315 mm	4"NPT	1.09	4.72	1.18	7.87	5.55	3.43	\$ 638.00




(A)



(B)



(C)



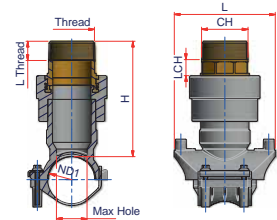
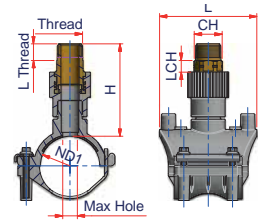
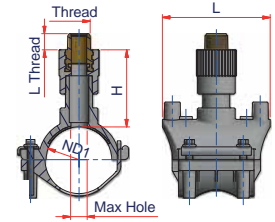
MALE THREADED ELECTROLET™ BRANCH FITTING WITH RIGID UNDER CLAMP - SDR 11

Material: PP-RCT - Brass

Range: 1¼" x ½" ÷ 4" x 2"

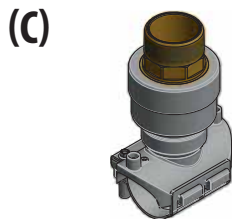
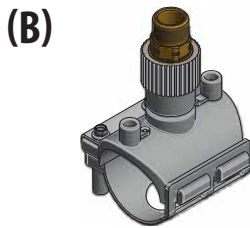
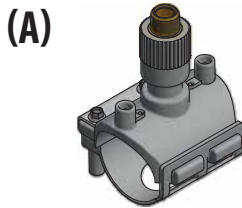
Weldability notes: You must scrape the pipe before the welding of the fitting. The perforation of the pipe must be do after the cooling time.

OD	WELDABILITY
ø 1¼"	DR ≤ 7.3
ø 1½" ÷ 2½"	DR ≤ 11
ø > 3"	DR ≤ 17



Code	Type	Size	Carton Qty	Weight lb/p.	Volume ft³/p.	ND1	Thread	L Thread	CH	LCH	L	H	Max Hole	Price Each
27NCOLF40M12	A	1 ¼" x ½" NPT	1	-	-	1 ¼" => 40 mm	½" NPT	0.53	-	-	3.94	3.07	0.63	\$ 74.00
27NCOLF40M34	A	1 ¼" x ¾" NPT	1	-	-	1 ¼" => 40 mm	¾" NPT	0.55	-	-	3.94	3.30	0.63	\$ 75.00
27NCOLF40M01	A	1 ¼" x 1" NPT	1	-	-	1 ¼" => 40 mm	1" NPT	0.68	-	-	3.94	3.66	0.89	\$ 90.00
27NCOLF50M12	A	1 ½" x ½" NPT	1	-	-	1 ½" => 50 mm	½" NPT	0.68	-	-	3.94	3.66	0.89	\$ 77.00
27NCOLF50M34	A	1 ½" x ¾" NPT	1	-	-	1 ½" => 50 mm	¾" NPT	0.55	-	-	3.94	3.30	0.63	\$ 78.00
27NCOLF50M01	A	1 ½" x 1" NPT	1	-	-	1 ½" => 50 mm	1" NPT	0.68	-	-	3.94	3.66	0.89	\$ 93.00
27NCOLF63M12	A	2" x ½" NPT	1	-	-	2" => 63 mm	½" NPT	0.53	-	-	3.94	3.07	0.63	\$ 81.00
27NCOLF63M34	A	2" x ¾" NPT	1	-	-	2" => 63 mm	¾" NPT	0.55	-	-	3.94	3.30	0.63	\$ 82.00
27NCOLF63M01	A	2" x 1" NPT	1	-	-	2" => 63 mm	1" NPT	0.68	-	-	3.94	3.66	0.89	\$ 97.00
27NCOLF63M114	C	2" x 1¼" NPT	1	-	-	2" => 63 mm	1¼" NPT	0.71	1.65	0.59	3.94	5.03	1.18	\$ 122.00
27NCOLF63M112	C	2" x 1½" NPT	1	-	-	2" => 63 mm	1½" NPT	0.72	1.97	0.59	5.20	5.45	1.46	\$ 142.00
27NCOLF63M02	B	2" x 2" NPT	1	-	-	2" => 63 mm	2" NPT	0.76	2.36	0.71	5.20	6.00	1.57	\$ 194.00
27NCOLF75M12	A	2 ½" x ½" NPT	1	-	-	2 ½" => 75 mm	½" NPT	0.53	-	-	3.94	3.07	0.63	\$ 85.00
27NCOLF75M34	A	2 ½" x ¾" NPT	1	-	-	2 ½" => 75 mm	¾" NPT	0.55	-	-	3.94	3.30	0.63	\$ 86.00
27NCOLF75M01	A	2 ½" x 1" NPT	1	-	-	2 ½" => 75 mm	1" NPT	0.68	-	-	3.94	3.66	0.89	\$ 101.00
27NCOLF75M114	C	2 ½" x 1¼" NPT	1	-	-	2 ½" => 75 mm	1¼" NPT	0.71	1.65	0.59	3.94	5.03	1.18	\$ 126.00

follow...



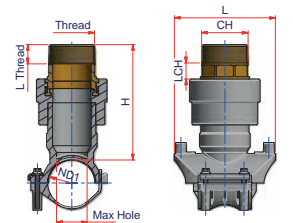
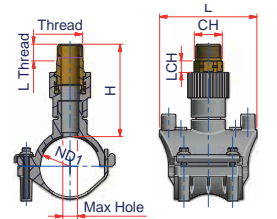
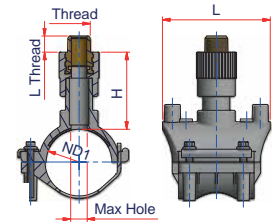
MALE THREADED ELECTROLET™ BRANCH FITTING WITH RIGID UNDER CLAMP - SDR 11

Material: PP-RCT - Brass


Range: 1¼" x ½" ÷ 4" x 2"

Weldability notes: You must scrape the pipe before the welding of the fitting. The perforation of the pipe must be do after the cooling time.


OD	WELDABILITY
ø 1¼"	DR ≤ 7.3
ø 1½" ÷ 2½"	DR ≤ 11
ø > 3"	DR ≤ 17



Code	Type	Size	Carton Qty	Weight lb/p.	Volume ft³/p.	ND1	Thread	L Thread	CH	LCH	L	H	Max Hole	Price Each
27NCOLF90M12	A	3" x ½" NPT	1	-	-	3" => 90 mm	½" NPT	0.53	-	-	4.17	3.70	0.59	\$ 122.00
27NCOLF90M34	A	3" x ¾" NPT	1	-	-	3" => 90 mm	¾" NPT	0.55	-	-	4.17	3.93	0.59	\$ 123.00
27NCOLF90M01	A	3" x 1" NPT	1	-	-	3" => 90 mm	1" NPT	0.68	-	-	3.94	3.66	0.98	\$ 138.00
27NCOLF90M02	C	3" x 2" NPT	1	-	-	3" => 90 mm	2" NPT	0.76	2.36	0.71	5.51	5.23	1.73	\$ 213.00
27NCOLF110M01	A	3½" x 1" NPT	1	-	-	3½" => 110 mm	1" NPT	0.68	-	-	3.94	3.66	0.89	\$ 148.00
27NCOLF110M02	C	3½" x 2" NPT	1	-	-	3½" => 110 mm	2" NPT	0.76	2.36	0.71	5.51	5.23	1.73	\$ 223.00
27NCOLF125M02	C	4" x 2" NPT	1	-	-	4" => 125 mm	2" NPT	0.76	2.36	0.71	5.51	5.23	1.73	\$ 224.00



(A)



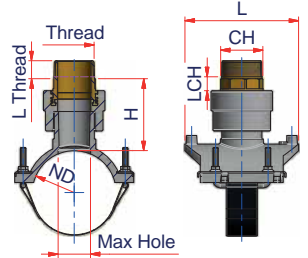
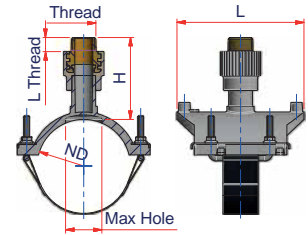
(B)

MALE THREADED ELECTROLET™ BRANCH FITTING WITH BELT - SDR 11

Material: PP-RCT - Brass
Range: 3" x 1/4" ÷ 12" x 3/2"

Weldability notes: You must scrape the pipe before the welding of the fitting. The perforation of the pipe must be do after the cooling time.

OD	WELDABILITY
ø 1 1/4"	DR ≤ 7.3
ø 1 1/2" ÷ 2 1/2"	DR ≤ 11
ø > 3"	DR ≤ 17




Code	Type	Size	Carton Qty	Weight lb/p.	Volume ft³/p.	ND	Thread	L Thread	CH	LCH	L	H	Max Hole	Price Each
27NCOLF90M114	B	3" x 1/4"NPT	1	-	-	3" => 90 mm	1/4"NPT	0.71	1.65	0.59	5.51	5.35	1.18	\$ 174.00
27NCOLF90M112	B	3" x 1/2"NPT	1	-	-	3" => 90 mm	1/2"NPT	0.72	1.97	0.59	5.51	5.45	1.50	\$ 194.00
27NCOLF90M03	B	3" x 3"NPT	1	-	-	3" => 90 mm	3"NPT	1.20	3.54	0.91	6.69	6.69	2.76	\$ 390.00
27NCOLF110M12	A	3 1/2" x 1/2"NPT	1	-	-	3 1/2" => 110 mm	1/2"NPT	0.53	-	-	5.51	3.98	0.63	\$ 132.00
27NCOLF110M34	A	3 1/2" x 3/4"NPT	1	-	-	3 1/2" => 110 mm	3/4"NPT	0.55	-	-	5.51	4.21	0.63	\$ 133.00
27NCOLF110M114	B	3 1/2" x 1/4"NPT	1	-	-	3 1/2" => 110 mm	1/4"NPT	0.71	1.65	0.59	5.51	5.35	1.18	\$ 174.00
27NCOLF110M112	B	3 1/2" x 1/2"NPT	1	-	-	3 1/2" => 110 mm	1/2"NPT	0.72	1.97	0.59	5.51	5.45	1.50	\$ 194.00
27NCOLF110M212	B	3 1/2" x 2 1/2"NPT	1	-	-	3 1/2" => 110 mm	2 1/2"NPT	1.14	3.15	0.79	6.69	5.98	2.32	\$ 305.00
27NCOLF110M03	B	3 1/2" x 3"NPT	1	-	-	3 1/2" => 110 mm	3"NPT	1.20	3.54	0.91	6.69	6.65	2.76	\$ 390.00
27NCOLF110M04	B	3 1/2" x 4"NPT	1	-	-	3 1/2" => 110 mm	4"NPT	1.30	4.53	1.18	6.85	8.11	2.76	\$ 650.00
27NCOLF125M12	A	4" x 1/2"NPT	1	-	-	4" => 125 mm	1/2"NPT	0.53	-	-	5.51	3.98	0.63	\$ 133.00
27NCOLF125M34	A	4" x 3/4"NPT	1	-	-	4" => 125 mm	3/4"NPT	0.55	-	-	5.51	4.21	0.63	\$ 134.00
27NCOLF125M01	A	4" x 1"NPT	1	-	-	4" => 125 mm	1"NPT	0.68	-	-	5.51	4.57	0.89	\$ 149.00
27NCOLF125M114	B	4" x 1/4"NPT	1	-	-	4" => 125 mm	1/4"NPT	0.71	1.65	0.59	5.51	5.35	1.18	\$ 174.00
27NCOLF125M112	B	4" x 1/2"NPT	1	-	-	4" => 125 mm	1/2"NPT	0.72	1.97	0.59	5.51	5.45	1.50	\$ 194.00
27NCOLF125M212	B	4" x 2 1/2"NPT	1	-	-	4" => 125 mm	2 1/2"NPT	1.14	3.15	0.79	6.69	5.98	2.32	\$ 315.00
27NCOLF125M03	B	4" x 3"NPT	1	-	-	4" => 125 mm	3"NPT	1.20	3.54	0.91	6.69	6.65	2.76	\$ 390.00
27NCOLF160M12	A	6" x 1/2"NPT	1	-	-	6" => 160 mm	1/2"NPT	0.53	-	-	5.51	3.98	0.63	\$ 141.00
27NCOLF160M34	A	6" x 3/4"NPT	1	-	-	6" => 160 mm	3/4"NPT	0.55	-	-	5.51	4.21	0.63	\$ 142.00
27NCOLF160M01	A	6" x 1"NPT	1	-	-	6" => 160 mm	1"NPT	0.68	-	-	5.51	4.57	0.89	\$ 157.00
27NCOLF160M114	B	6" x 1/4"NPT	1	-	-	6" => 160 mm	1/4"NPT	0.71	1.65	0.59	5.51	5.35	1.18	\$ 182.00
27NCOLF160M112	B	6" x 1/2"NPT	1	-	-	6" => 160 mm	1/2"NPT	0.72	1.97	0.59	5.51	5.45	1.50	\$ 202.00
27NCOLF160M02	B	6" x 2"NPT	1	-	-	6" => 160 mm	2"NPT	0.76	2.36	0.71	5.51	5.90	1.73	\$ 232.00
27NCOLF160M212	B	6" x 2 1/2"NPT	1	-	-	6" => 160 mm	2 1/2"NPT	1.14	3.15	0.79	6.69	5.98	2.32	\$ 320.00
27NCOLF160M03	B	6" x 3"NPT	1	-	-	6" => 160 mm	3"NPT	1.20	3.54	0.91	6.69	6.65	2.76	\$ 390.00


follow...



(A)



(B)



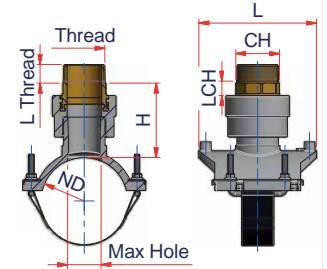
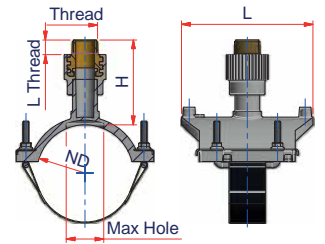
MALE THREADED ELECTROLET™ BRANCH FITTING WITH BELT - SDR 11

Material: PP-RCT - Brass

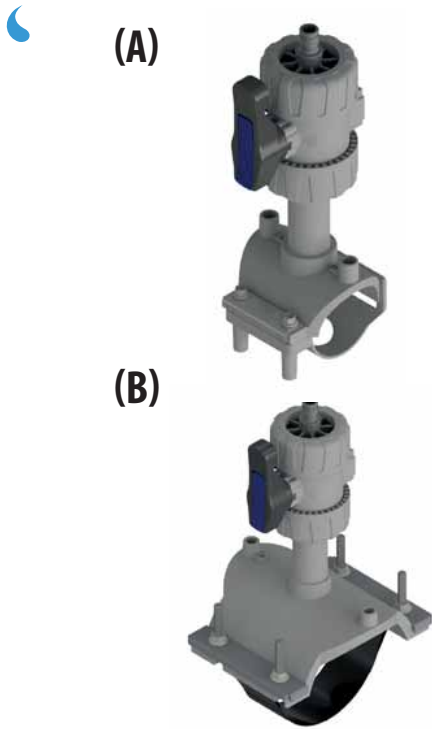
Range: 3" x 1¼" ÷ 12" x 4"

Weldability notes: You must scrape the pipe before the welding of the fitting. The perforation of the pipe must be do after the cooling time.

OD	WELDABILITY
ø 1¼"	DR ≤ 7.3
ø 1½" ÷ 2½"	DR ≤ 11
ø > 3"	DR ≤ 17



Code	Type	Size	Carton Qty	Weight lb/p.	Volume ft³/p.	ND	Thread	L Thread	CH	LCH	L	H	Max Hole	Price Each
27NCOLF200M34	A	8" x ¾" NPT	1	-	-	8" => 200 mm	½" NPT	0.66	-	-	5.51	3.94	0.63	\$ 194.00
27NCOLF200M01	A	8" x 1" NPT	1	-	-	8" => 200 mm	¾" NPT	0.68	-	-	5.51	4.57	0.89	\$ 201.00
27NCOLF200M114	B	8" x 1¼" NPT	1	-	-	8" => 200 mm	1¼" NPT	0.71	1.65	0.59	5.51	5.35	1.18	\$ 226.00
27NCOLF200M112	B	8" x 1½" NPT	1	-	-	8" => 200 mm	1½" NPT	0.72	1.97	0.59	5.51	5.45	1.50	\$ 246.00
27NCOLF200M02	B	8" x 2" NPT	1	-	-	8" => 200 mm	2" NPT	0.76	2.36	0.71	5.51	5.90	1.73	\$ 276.00
27NCOLF200M212	B	8" x 2½" NPT	1	-	-	8" => 200 mm	2½" NPT	1.14	3.15	0.79	6.69	5.98	2.32	\$ 331.00
27NCOLF200M03	B	8" x 3" NPT	1	-	-	8" => 200 mm	3" NPT	1.20	3.54	0.91	6.69	6.65	2.76	\$ 401.00
27NCOLF200M04	B	8" x 4" NPT	1	-	-	8" => 200 mm	4" NPT	1.30	4.53	1.18	7.87	7.48	3.43	\$ 679.00
27NCOLF250M34	A	10" x ¾" NPT	1	-	-	10" => 250 mm	¾" NPT	0.66	-	-	5.51	3.94	0.63	\$ 200.00
27NCOLF250M01	A	10" x 1" NPT	1	-	-	10" => 250 mm	1" NPT	0.66	-	-	5.51	3.94	0.63	\$ 207.00
27NCOLF250M114	A	10" x 1¼" NPT	1	-	-	10" => 250 mm	1¼" NPT	0.55	-	-	5.51	4.47	0.89	\$ 232.00
27NCOLF250M112	B	10" x 1½" NPT	1	-	-	10" => 250 mm	1½" NPT	0.72	1.97	0.59	5.51	5.45	1.50	\$ 272.00
27NCOLF250M02	B	10" x 2" NPT	1	-	-	10" => 250 mm	2" NPT	0.76	2.36	0.71	5.51	5.90	1.73	\$ 282.00
27NCOLF250M212	B	10" x 2½" NPT	1	-	-	10" => 250 mm	2½" NPT	1.14	3.15	0.79	6.69	5.98	2.32	\$ 371.00
27NCOLF250M03	B	10" x 3" NPT	1	-	-	10" => 250 mm	3" NPT	1.20	3.54	0.91	7.87	6.73	2.76	\$ 441.00
27NCOLF250M04	B	10" x 4" NPT	1	-	-	10" => 250 mm	4" NPT	1.30	4.53	1.18	7.87	7.48	3.43	\$ 709.00
27NCOLF315M34	A	12" x ¾" NPT	1	-	-	12" => 315 mm	¾" NPT	0.55	-	-	5.51	4.47	0.89	\$ 205.00
27NCOLF315M01	A	12" x 1" NPT	1	-	-	12" => 315 mm	1" NPT	0.68	-	-	5.51	4.57	0.89	\$ 212.00
27NCOLF315M114	B	12" x 1¼" NPT	1	-	-	12" => 315 mm	1¼" NPT	0.71	1.65	0.59	5.51	5.35	1.18	\$ 237.00
27NCOLF315M112	B	12" x 1½" NPT	1	-	-	12" => 315 mm	1½" NPT	0.72	1.97	0.59	5.51	5.45	1.50	\$ 257.00
27NCOLF315M02	B	12" x 2" NPT	1	-	-	12" => 315 mm	2" NPT	0.76	2.36	0.71	5.51	5.90	1.73	\$ 287.00
27NCOLF315M212	B	12" x 2½" NPT	1	-	-	12" => 315 mm	2½" NPT	1.14	3.15	0.79	6.69	5.98	2.32	\$ 412.00
27NCOLF315M03	B	12" x 3" NPT	1	-	-	12" => 315 mm	3" NPT	1.20	3.54	0.91	7.87	6.73	2.76	\$ 482.00
27NCOLF315M04	B	12" x 4" NPT	1	-	-	12" => 315 mm	4" NPT	1.30	4.53	1.18	7.87	7.48	3.43	\$ 753.00



ELECTROLET™ BRANCH FITTING WITH VALVE PEX ADAPTER (COLD EXPANSION - ASTM F 1960) - SDR 11

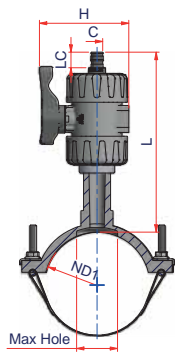
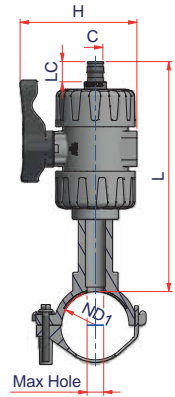
Material: PP-RCT - PA

Range: 1¼" x 1½" ÷ 12" x 1" outlet ½", ¾", 1"

Note: Item composed by a electrofusion branch saddle, ball valve and a pex adapter.

Weldability notes: You must scrape the pipe before the welding of the fitting. The perforation of the pipe must be do after the cooling time.

OD	WELDABILITY
ø 1¼"	DR ≤ 7.3
ø 1½" ÷ 2½"	DR ≤ 11
ø > 3"	DR ≤ 17



Code	Type	Size	Carton Qty	Weight lb/p.	Volume ft³/p.	ND1	ND2	L	H	C	LC	Max Hole	Price Each
27NCOLVPR403212	A	1¼" x ½"	1	-	-	1¼" => 40 mm	1" => 32 mm	8.20	4.17	½"	0.72	0.89	\$ 208.00
27NCOLVPR503212	A	1½" x ½"	1	-	-	1½" => 50 mm	1" => 32 mm	8.20	4.17	½"	0.72	0.89	\$ 210.00
27NCOLVPR633212	A	2" x ½"	1	-	-	2" => 63 mm	1" => 32 mm	8.20	4.17	½"	0.72	0.89	\$ 215.00
27NCOLVPR753212	A	2½" x ½"	1	-	-	½" => 75 mm	1" => 32 mm	8.20	4.17	½"	0.72	0.89	\$ 218.00
27NCOLVPR903212	A	3" x ½"	1	-	-	3" => 90 mm	1" => 32 mm	8.83	4.17	½"	0.72	0.89	\$ 255.00
27NCOLVPR1103212	A	3½" x ½"	1	-	-	3½" => 110 mm	1" => 32 mm	8.79	4.17	½"	0.72	0.89	\$ 265.00
27NCOLVPR1253212	B	4" x ½"	1	-	-	4" => 125 mm	1" => 32 mm	8.91	4.17	½"	0.72	0.89	\$ 266.00
27NCOLVPR1603212	B	6" x ½"	1	-	-	6" => 160 mm	1" => 32 mm	8.91	4.17	½"	0.72	0.89	\$ 275.00
27NCOLVPR2003212	B	8" x ½"	1	-	-	8" => 200 mm	1" => 32 mm	8.91	4.17	½"	0.72	0.89	\$ 320.00
27NCOLVPR2503212	B	10" x ½"	1	-	-	10" => 250 mm	1" => 32 mm	8.91	4.17	½"	0.72	0.89	\$ 325.00
27NCOLVPR3153212	B	12" x ½"	1	-	-	12" => 315 mm	1" => 32 mm	8.91	4.17	½"	0.72	0.89	\$ 330.00
27NCOLVPR403234	A	1¼" x ¾"	1	-	-	1¼" => 40 mm	1" => 32 mm	8.45	4.17	¾"	0.96	0.89	\$ 212.00
27NCOLVPR503234	A	1½" x ¾"	1	-	-	1½" => 50 mm	1" => 32 mm	8.45	4.17	¾"	0.96	0.89	\$ 215.00
27NCOLVPR633234	A	2" x ¾"	1	-	-	2" => 63 mm	1" => 32 mm	8.45	4.17	¾"	0.96	0.89	\$ 219.00
27NCOLVPR753234	A	2½" x ¾"	1	-	-	½" => 75 mm	1" => 32 mm	8.45	4.17	¾"	0.96	0.89	\$ 223.00
27NCOLVPR903234	A	3" x ¾"	1	-	-	3" => 90 mm	1" => 32 mm	9.08	4.17	¾"	0.96	0.89	\$ 260.00
27NCOLVPR1103234	A	3½" x ¾"	1	-	-	3½" => 110 mm	1" => 32 mm	9.04	4.17	¾"	0.96	0.89	\$ 270.00

follow...



(A)



(B)



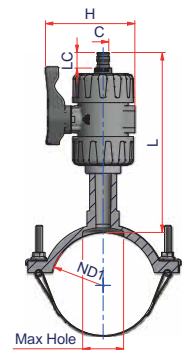
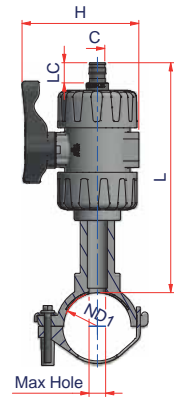
ELECTROLET™ BRANCH FITTING WITH VALVE PEX ADAPTER (COLD EXPANSION - ASTM F 1960) - SDR 11

Material: PP-RCT - PA

Range: 1¼" x 1½" ÷ 12" x 1" outlet ½", ¾", 1"

Note: Item composed by a electrofusion branch saddle, ball valve and a pex adapter.

Weldability notes: You must scrape the pipe before the welding of the fitting. The perforation of the pipe must be do after the cooling time.



OD	WELDABILITY
ø 1¼"	DR ≤ 7.3
ø 1½" ÷ 2½"	DR ≤ 11
ø > 3"	DR ≤ 17

Code	Type	Size	Carton Qty	Weight lb/p.	Volume ft³/p.	ND1	ND2	L	H	C	LC	Max Hole	Price Each
27NCOLVPR1253234	B	4" x ¾"	1	-	-	4" => 125 mm	1" => 32 mm	9.13	4.17	¾"	0.94	0.89	\$ 271.00
27NCOLVPR1603234	B	6" x ¾"	1	-	-	6" => 160 mm	1" => 32 mm	9.13	4.17	¾"	0.94	0.89	\$ 280.00
27NCOLVPR2003234	B	8" x ¾"	1	-	-	8" => 200 mm	1" => 32 mm	9.13	4.17	¾"	0.94	0.89	\$ 325.00
27NCOLVPR2503234	B	10" x ¾"	1	-	-	10" => 250 mm	1" => 32 mm	9.13	4.17	¾"	0.94	0.89	\$ 330.00
27NCOLVPR3153234	B	12" x ¾"	1	-	-	12" => 315 mm	1" => 32 mm	9.13	4.17	¾"	0.94	0.89	\$ 335.00
27NCOLVPR40321	A	1¼" x 1"	1	-	-	1¼" => 40 mm	1" => 32 mm	8.68	4.17	1"	1.20	0.89	\$ 222.00
27NCOLVPR50321	A	1½" x 1"	1	-	-	1½" => 50 mm	1" => 32 mm	8.68	4.17	1"	1.20	0.89	\$ 225.00
27NCOLVPR63321	A	2" x 1"	1	-	-	2" => 63 mm	1" => 32 mm	8.68	4.17	1"	1.20	0.89	\$ 230.00
27NCOLVPR75321	A	2½" x 1"	1	-	-	½" => 75 mm	1" => 32 mm	8.68	4.17	1"	1.20	0.89	\$ 233.00
27NCOLVPR90321	A	3" x 1"	1	-	-	3" => 90 mm	1" => 32 mm	9.31	4.17	1"	1.20	0.89	\$ 270.00
27NCOLVPR110321	A	3½" x 1"	1	-	-	3½" => 110 mm	1" => 32 mm	9.27	4.17	1"	1.20	0.89	\$ 280.00
27NCOLVPR125321	B	4" x 1"	1	-	-	4" => 125 mm	1" => 32 mm	9.39	4.17	1"	1.20	0.89	\$ 281.00
27NCOLVPR160321	B	6" x 1"	1	-	-	6" => 160 mm	1" => 32 mm	9.39	4.17	1"	1.20	0.89	\$ 290.00
27NCOLVPR200321	B	8" x 1"	1	-	-	8" => 200 mm	1" => 32 mm	9.39	4.17	1"	1.20	0.89	\$ 335.00
27NCOLVPR250321	B	10" x 1"	1	-	-	10" => 250 mm	1" => 32 mm	9.39	4.17	1"	1.20	0.89	\$ 340.00
27NCOLVPR315321	B	12" x 1"	1	-	-	12" => 315 mm	1" => 32 mm	9.39	4.17	1"	1.20	0.89	\$ 345.00

(A)



(B)



ELECTROLET™ BRANCH FITTING WITH VALVE PEX ADAPTER (CRIMP RING - ASTM F 1807) - SDR 11

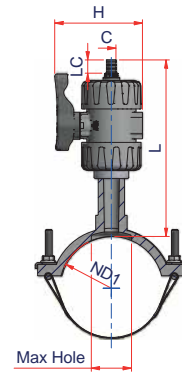
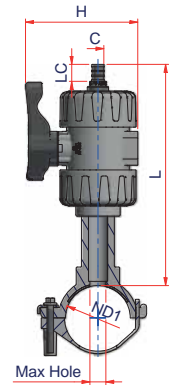
Material: PP-RCT - PA

Range: 1¼" x 1½" ÷ 12" x 1" outlet ½", ¾", 1"

Note: Item composed by a electrofusion branch saddle, ball valve and a pex adapter.

Weldability notes: You must scrape the pipe before the welding of the fitting. The perforation of the pipe must be do after the cooling time.

OD	WELDABILITY
ø 1¼"	DR ≤ 7.3
ø 1½" ÷ 2½"	DR ≤ 11
ø > 3"	DR ≤ 17



Code	Type	Size	Carton Qty	Weight lb/p.	Volume ft³/p.	ND1	ND2	L	H	C	LC	Max Hole	Price Each
27NCOLVPRCR403212	A	1¼" x ½"	1	-	-	1¼" => 40 mm	1" => 32 mm	8.11	4.17	½"	0.63	0.89	\$ 208.00
27NCOLVPRCR503212	A	1½" x ½"	1	-	-	1½" => 50 mm	1" => 32 mm	8.11	4.17	½"	0.63	0.89	\$ 210.00
27NCOLVPRCR633212	A	2" x ½"	1	-	-	2" => 63 mm	1" => 32 mm	8.11	4.17	½"	0.63	0.89	\$ 215.00
27NCOLVPRCR753212	A	2½" x ½"	1	-	-	½" => 75 mm	1" => 32 mm	8.11	4.17	½"	0.63	0.89	\$ 218.00
27NCOLVPRCR903212	A	3" x ½"	1	-	-	3" => 90 mm	1" => 32 mm	8.74	4.17	½"	0.63	0.89	\$ 255.00
27NCOLVPRCR1103212	A	3½" x ½"	1	-	-	3½" => 110 mm	1" => 32 mm	8.70	4.17	½"	0.63	0.89	\$ 265.00
27NCOLVPRCR1253212	B	4" x ½"	1	-	-	4" => 125 mm	1" => 32 mm	8.82	4.17	½"	0.63	0.89	\$ 266.00
27NCOLVPRCR1603212	B	6" x ½"	1	-	-	6" => 160 mm	1" => 32 mm	8.82	4.17	½"	0.63	0.89	\$ 275.00
27NCOLVPRCR2003212	B	8" x ½"	1	-	-	8" => 200 mm	1" => 32 mm	8.82	4.17	½"	0.63	0.89	\$ 320.00
27NCOLVPRCR2503212	B	10" x ½"	1	-	-	10" => 250 mm	1" => 32 mm	8.82	4.17	½"	0.63	0.89	\$ 325.00
27NCOLVPRCR3153212	B	12" x ½"	1	-	-	12" => 315 mm	1" => 32 mm	8.84	4.17	½"	0.65	0.89	\$ 330.00
27NCOLVPRCR403234	A	1¼" x ¾"	1	-	-	1¼" => 40 mm	1" => 32 mm	8.13	4.17	¾"	0.65	0.89	\$ 212.00
27NCOLVPRCR503234	A	1½" x ¾"	1	-	-	1½" => 50 mm	1" => 32 mm	8.13	4.17	¾"	0.65	0.89	\$ 215.00
27NCOLVPRCR633234	A	2" x ¾"	1	-	-	2" => 63 mm	1" => 32 mm	8.13	4.17	¾"	0.65	0.89	\$ 219.00
27NCOLVPRCR753234	A	2½" x ¾"	1	-	-	½" => 75 mm	1" => 32 mm	8.13	4.17	¾"	0.65	0.89	\$ 223.00
27NCOLVPRCR903234	A	3" x ¾"	1	-	-	3" => 90 mm	1" => 32 mm	8.76	4.17	¾"	0.65	0.89	\$ 260.00
27NCOLVPRCR1103234	A	3½" x ¾"	1	-	-	3½" => 110 mm	1" => 32 mm	8.72	4.17	¾"	0.65	0.89	\$ 270.00

follow...

(A)



(B)



ELECTROLET™ BRANCH FITTING WITH VALVE PEX ADAPTER (CRIMP RING - ASTM F 1807) - SDR 11

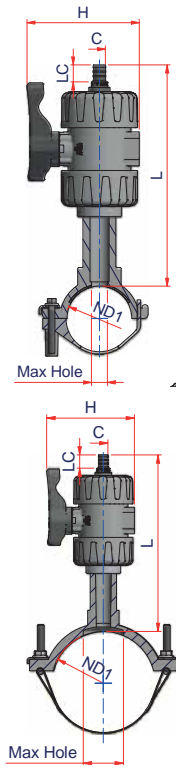
Material: PP-RCT - PA

Range: 1¼" x 1½" ÷ 12" x 1" outlet ½", ¾", 1"

Note: Item composed by a electrofusion branch saddle, ball valve and a pex adapter.

Weldability notes: You must scrape the pipe before the welding of the fitting. The perforation of the pipe must be do after the cooling time.

OD	WELDABILITY
ø 1¼"	DR ≤ 7.3
ø 1½" ÷ 2½"	DR ≤ 11
ø > 3"	DR ≤ 17



Code	Type	Size	Carton Qty	Weight lb/p.	Volume ft³/p.	ND1	ND2	L	H	C	LC	Max Hole	Price Each
27NCOLVPRCR1253234	B	4" x ¾"	1	-	-	4" => 125 mm	1" => 32 mm	8.84	4.17	¾"	0.65	0.89	\$ 271.00
27NCOLVPRCR1603234	B	6" x ¾"	1	-	-	6" => 160 mm	1" => 32 mm	8.84	4.17	¾"	0.65	0.89	\$ 280.00
27NCOLVPRCR2003234	B	8" x ¾"	1	-	-	8" => 200 mm	1" => 32 mm	8.84	4.17	¾"	0.65	0.89	\$ 325.00
27NCOLVPRCR2503234	B	10" x ¾"	1	-	-	10" => 250 mm	1" => 32 mm	8.84	4.17	¾"	0.65	0.89	\$ 330.00
27NCOLVPRCR3153234	B	12" x ¾"	1	-	-	12" => 315 mm	1" => 32 mm	8.84	4.17	¾"	0.65	0.89	\$ 335.00
27NCOLVPRCR40321	A	1¼" x 1"	1	-	-	1¼" => 40 mm	1" => 32 mm	8.31	4.17	1"	0.83	0.89	\$ 222.00
27NCOLVPRCR50321	A	1½" x 1"	1	-	-	1½" => 50 mm	1" => 32 mm	8.31	4.17	1"	0.83	0.89	\$ 225.00
27NCOLVPRCR63321	A	2" x 1"	1	-	-	2" => 63 mm	1" => 32 mm	8.31	4.17	1"	0.83	0.89	\$ 230.00
27NCOLVPRCR75321	A	2½" x 1"	1	-	-	½" => 75 mm	1" => 32 mm	8.31	4.17	1"	0.83	0.89	\$ 233.00
27NCOLVPRCR90321	A	3" x 1"	1	-	-	3" => 90 mm	1" => 32 mm	8.31	4.17	1"	0.83	0.89	\$ 270.00
27NCOLVPRCR110321	A	3½" x 1"	1	-	-	3½" => 110 mm	1" => 32 mm	8.31	4.17	1"	0.83	0.89	\$ 280.00
27NCOLVPRCR125321	B	4" x 1"	1	-	-	4" => 125 mm	1" => 32 mm	9.02	4.17	1"	0.83	0.89	\$ 281.00
27NCOLVPRCR160321	B	6" x 1"	1	-	-	6" => 160 mm	1" => 32 mm	9.02	4.17	1"	0.83	0.89	\$ 290.00
27NCOLVPRCR200321	B	8" x 1"	1	-	-	8" => 200 mm	1" => 32 mm	9.02	4.17	1"	0.83	0.89	\$ 335.00
27NCOLVPRCR250321	B	10" x 1"	1	-	-	10" => 250 mm	1" => 32 mm	9.02	4.17	1"	0.83	0.89	\$ 340.00
27NCOLVPRCR315321	B	12" x 1"	1	-	-	12" => 315 mm	1" => 32 mm	9.02	4.17	1"	0.83	0.89	\$ 345.00

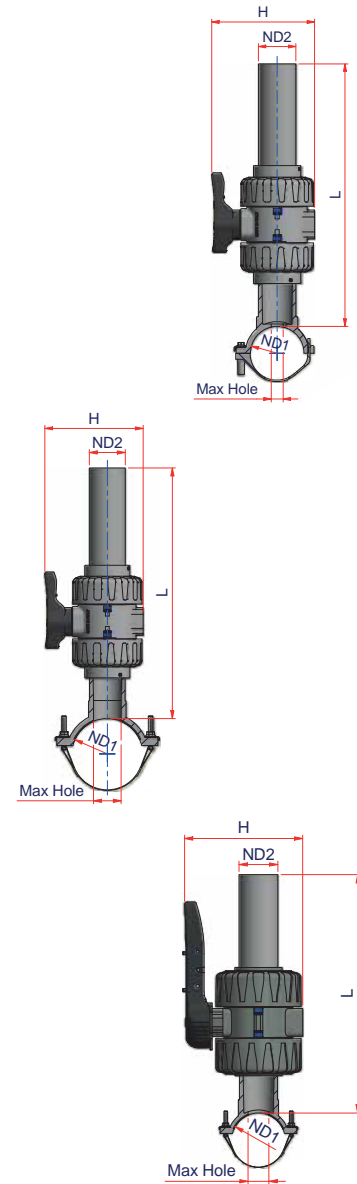


ELECTROLET™ BRANCH FITTING (SDR 11) WITH VALVE AND PP-RCT PIPE FOR DRILLING TOOL

Material: PP-RCT
Range: 3½" x 2" ÷ 12" x 3"
Note: Item composed by electrofusion branch saddle, ball valve and PP-RCT pipe CLIMA 11.

Weldability notes: You must scrape the pipe before the welding of the fitting. The perforation of the pipe must be do after the cooling time.

OD	WELDABILITY
ø 1¼"	DR ≤ 7.3
ø 1½" ÷ 2½"	DR ≤ 11
ø > 3"	DR ≤ 17



Code	Type	Size	Carton Qty	Weight lb/p.	Volume ft³/p.	ND1	ND2	L	H	Max Hole	Price Each
27NCOLV11063	A	3½" x 2"	1	-	-	3½" => 110 mm	2" => 63 mm	23	6.81	1.73	\$ 430.00
27NCOLV12563	A	4" x 2"	1	-	-	4" => 125 mm	2" => 63 mm	23	6.81	1.73	\$ 430.00
27NCOLV16063	B	6" x 2"	1	-	-	6" => 160 mm	2" => 63 mm	23	6.81	1.73	\$ 440.00
27NCOLV20063	B	8" x 2"	1	-	-	8" => 200 mm	2" => 63 mm	23	6.81	1.73	\$ 485.00
27NCOLV25063	B	10" x 2"	1	-	-	10" => 250 mm	2" => 63 mm	23	6.81	1.73	\$ 474.00
27NCOLV31563	B	12" x 2"	1	-	-	12" => 315 mm	2" => 63 mm	23	6.81	1.73	\$ 495.00
27NCOLV16090	C	6" x 3"	1	-	-	6" => 160 mm	3" => 90 mm	24.2	10.83	2.76	\$ 1,110.00
27NCOLV20090	C	8" x 3"	1	-	-	8" => 200 mm	3" => 90 mm	24.2	10.83	2.76	\$ 1,125.00
27NCOLV25090	C	10" x 3"	1	-	-	10" => 250 mm	3" => 90 mm	24.2	10.83	2.76	\$ 1,165.00
27NCOLV31590	C	12" x 3"	1	-	-	12" => 315 mm	3" => 90 mm	24.2	10.83	2.76	\$ 1,200.00

(A)



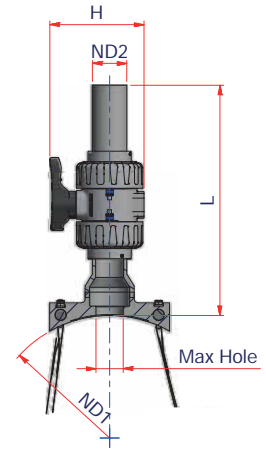
ELECTROLET™ HIGH VOLUME BRANCH FITTING (SDR 11) WITH VALVE AND PP-RCT PIPE FOR DRILLING TOOL

Material: PP-RCT

Range: 14" x 2" ÷ 24" x 3"

Note: Item composed by top load electrofusion branch saddle, ball valve and PP-RCT pipe CLIMA 11.

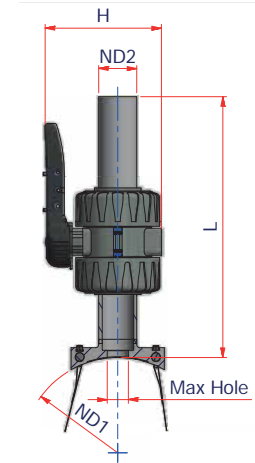
Weldability notes: You must scrape the pipe before the welding of the fitting. The perforation of the pipe must be do after the cooling time.



(B)



OD	WELDABILITY
ø 1¼"	DR ≤ 7.3
ø 1½" ÷ 2½"	DR ≤ 11
ø > 3"	DR ≤ 17



Code	Type	Size	Carton Qty	Weight lb/p.	Volume ft³/p.	ND1	ND2	L	H	Max Hole	Price Each
27NCOLTLV35563	A	14" x 2"	1	-	-	14" => 400 mm	2" => 63 mm	22.95	6.81	1.87	\$ 2,575.00
27NCOLTLV40063	A	16" x 2"	1	-	-	16" => 400 mm	2" => 63 mm	22.95	6.81	1.87	\$ 2,700.00
27NCOLTLV45063	A	18" x 2"	1	-	-	18" => 450 mm	2" => 63 mm	22.95	6.81	1.87	\$ 2,800.00
27NCOLTLV50063	A	20" x 2"	1	-	-	20" => 500 mm	2" => 63 mm	22.95	6.81	1.87	\$ 3,150.00
27NCOLTLV56063	A	22" x 2"	1	-	-	22" => 560 mm	2" => 63 mm	22.95	6.81	1.87	\$ 3,350.00
27NCOLTLV63063	A	24" x 2"	1	-	-	24" => 630 mm	2" => 63 mm	22.95	6.81	1.87	\$ 3,650.00
27NCOLTLV35590	B	14" x 3"	1	-	-	14" => 400 mm	3" => 90 mm	23	10.83	1.97	\$ 3,250.00
27NCOLTLV40090	B	16" x 3"	1	-	-	16" => 400 mm	3" => 90 mm	23	10.83	1.97	\$ 3,400.00
27NCOLTLV45090	B	18" x 3"	1	-	-	18" => 450 mm	3" => 90 mm	23	10.83	1.97	\$ 3,525.00
27NCOLTLV50090	B	20" x 3"	1	-	-	20" => 500 mm	3" => 90 mm	23	10.83	1.97	\$ 3,900.00
27NCOLTLV56090	B	22" x 3"	1	-	-	22" => 560 mm	3" => 90 mm	23	10.83	1.97	\$ 4,150.00
27NCOLTLV63090	B	24" x 3"	1	-	-	24" => 630 mm	3" => 90 mm	23	10.83	1.97	\$ 4,525.00



ELECTROLET™ HIGH VOLUME BRANCH FITTING (SDR 11) WITH VALVE AND PP-RCT PIPE FOR DRILLING TOOL

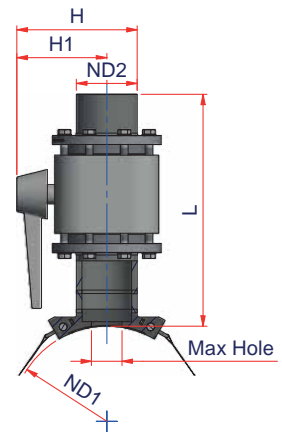
Material: PP-RCT

Range: 12"x 6" ÷ 24"x 6"

Note: Item composed by top load electrofusion branch saddle, ball valve and PP-RCT pipe CLIMA 11.

Weldability notes: You must scrape the pipe before the welding of the fitting. The perforation of the pipe must be do after the cooling time.

Including testing kit composed by end cap with female outlet instabranh, stud end and free flange.



Code	Size	Carton Qty	Weight lb/p.	Volume ft ³ /p.	ND1	ND2	L	H1	H	Max Hole	Price Each
27NCOLTLV315160	12"x 6"	1	-	-	12" => 315 mm	6" => 160 mm	24	8.27	13.64	4.92	\$ 6,670.00
27NCOLTLV355160	14"x 6"	1	-	-	14" => 355 mm	6" => 160 mm	24	8.27	13.64	4.92	\$ 6,820.00
27NCOLTLV400160	16"x 6"	1	-	-	16" => 400 mm	6" => 160 mm	24	8.27	13.64	4.92	\$ 6,970.00
27NCOLTLV450160	18"x 6"	1	-	-	18" => 450 mm	6" => 160 mm	24	8.27	13.64	4.92	\$ 7,120.00
27NCOLTLV500160	20"x 6"	1	-	-	20" => 500 mm	6" => 160 mm	24	8.27	13.64	4.92	\$ 7,570.00
27NCOLTLV560160	22"x 6"	1	-	-	22" => 560 mm	6" => 160 mm	24	8.27	13.64	4.92	\$ 7,870.00
27NCOLTLV630160	24"x 6"	1	-	-	24" => 630 mm	6" => 160 mm	24	8.27	13.64	4.92	\$ 8,320.00



1.4. VALVES



(A)



(B)

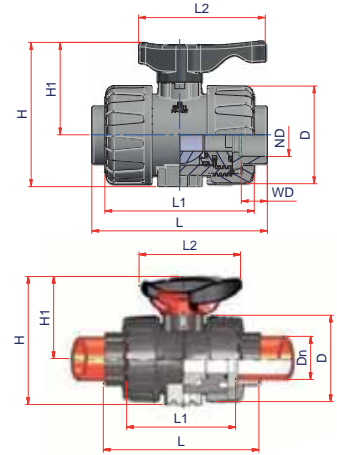


PPR TRUE UNION BALL VALVE SOCKET FUSION ENDS

Material: TYPE A > PP-RCT SDR11
TYPE B > PP-H

Range: ½" ÷ 3½"

Note: Available in blue or red version



Code	Type	Size	Body Type	Carton Qty	Weight lb/p.	Volume ft³/p.	ND	WD	L1	L2	L	D	H1	H	Price Each
27NRSPPRCT20	A	½"	1"	1	-	-	½" => 20 mm	9/16	4.29	3.64	4.88	2.82	2.70	4.17	\$ 60.00
27NRSPPRCT25	A	¾"	1"	1	-	-	¾" => 25 mm	5/8	4.29	3.64	4.96	2.82	2.70	4.17	\$ 60.00
27NRSPPRCT32	A	1"	1"	1	-	-	1" => 32 mm	11/16	4.29	3.64	5.04	2.82	2.70	4.17	\$ 60.00
27NRSPPRCT40	A	1¼"	2"	1	2.64	-	1¼" => 40 mm	13/16	6.04	5.28	6.95	4.80	4.33	6.81	\$ 115.00
27NRSPPRCT50	A	1½"	2"	1	2.64	-	1½" => 50 mm	15/16	6.04	5.28	7.26	4.80	4.33	6.81	\$ 135.00
27NRSPPRCT63	A	2"	2"	1	2.64	-	2" => 63 mm	1 1/16	6.04	5.28	7.76	4.80	4.33	6.81	\$ 150.00
27NRSPPRCT75	A	2½"	-	1	-	-	2½" => 75 mm	1 3/16	9.37	13.35	9.61	7.80	6.93	10.98	\$ 510.00
27NRSPPRCT90	A	3"	-	1	-	-	3" => 90 mm	1 5/16	9.37	13.35	9.96	7.80	6.93	10.98	\$ 850.00
03NRSPPVKD110	B	3½"	-	1	-	-	3½" => 110 mm	-	7.83	15.16	10.55	9.29	7.68	12.76	\$ 1,720.00



PPR TRUE UNION BALL VALVE SPIGOT ENDS - SDR 11

Material: PP-RCT

Range: ¾" ÷ 3½"

Note: Available in blue or red version

Code	Size	Body Type	Carton Qty	Weight lb/p.	Volume ft³/p.	ND	L2	L1	L	D	H1	H	Price Each
27NRSPPRCTS25	¾"	1"	1	-	-	¾" => 25 mm	3.64	4.29	9.25	2.82	2.70	4.17	\$ 72.00
27NRSPPRCTS32	1"	1"	1	-	-	1" => 32 mm	3.64	4.29	9.02	2.82	2.70	4.17	\$ 88.00
27NRSPPRCTS40	1¼"	1"	1	-	-	1¼" => 40 mm	3.64	4.29	10.67	2.82	2.70	4.17	\$ 138.00
27NRSPPRCTS50	1½"	2"	1	-	-	1½" => 50 mm	5.28	6.04	12.00	4.80	4.33	6.81	\$ 165.00
27NRSPPRCTS63	2"	2"	1	-	-	2" => 63 mm	5.28	6.04	13.58	4.80	4.33	6.81	\$ 215.00
27NRSPPRCTS75	2½"	2"	1	-	-	2½" => 75 mm	5.28	6.04	13.54	4.80	4.33	6.81	\$ 630.00
27NRSPPRCTS90	3"	3"	1	-	-	3" => 90 mm	13.35	9.37	15.67	7.80	6.93	10.98	\$ 990.00
27NRSPPRCTS110	3½"	3"	1	-	-	3½" => 110 mm	13.35	9.37	16.22	7.80	6.93	10.98	\$ 1,320.00

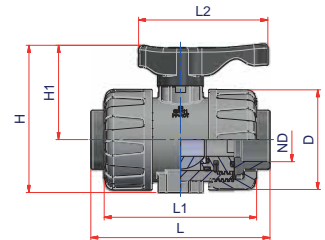


PPR TRUE UNION BALL VALVE PVC SOLVENT CEMENT JOINT

Material: PP-RCT SDR11

Range: 1/2" ÷ 3"

Note: Available in blue or red version



Code	Size	Body Type	Carton Qty	Weight lb/p.	Volume ft ³ /p.	ND	L2	L1	L	D	H1	H	Price Each
27NRSPPRCT12PVC	1/2"	1"	1	-	-	1/2" => 20 mm	3.64	4.29	4.88	2.82	2.70	4.17	\$ 63.00
27NRSPPRCT34PVC	3/4"	1"	1	-	-	3/4" => 25 mm	3.64	4.29	4.96	2.82	2.70	4.17	\$ 68.00
27NRSPPRCT1PVC	1"	1"	1	-	-	1" => 32 mm	3.64	4.29	5.04	2.82	2.70	4.17	\$ 84.00
27NRSPPRCT114PVC	1 1/4"	2"	1	-	-	1 1/4" => 40 mm	5.28	6.04	6.95	4.80	4.33	6.81	\$ 133.00
27NRSPPRCT112PVC	1 1/2"	2"	1	-	-	1 1/2" => 50 mm	5.28	6.04	7.26	4.80	4.33	6.81	\$ 159.00
27NRSPPRCT2PVC	2"	2"	1	-	-	2" => 63 mm	5.28	6.04	7.76	4.80	4.33	6.81	\$ 202.00
27NRSPPRCT212PVC	2 1/2"	2"	1	-	-	2 1/2" => 75 mm	13.35	9.37	9.61	7.80	6.93	10.98	\$ 540.00
27NRSPPRCT3PVC	3"	3"	1	-	-	3" => 90 mm	13.35	9.37	9.96	7.80	6.93	10.98	\$ 880.00

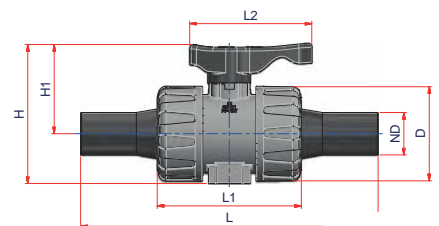


PPR TRUE UNION BALL VALVE PE SPIGOT ENDS - SDR 11

Material: PP-RCT SDR11

Range: 3/4" ÷ 3 1/2"

Note: Available in blue or red version

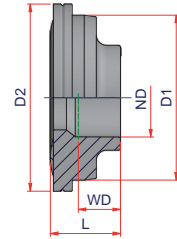


Code	Size	Body Type	Carton Qty	Weight lb/p.	Volume ft ³ /p.	ND	L2	L1	L	D	H1	H	Price Each
27NRSPPRCTS34PE	3/4"	1"	1	-	-	3/4" => 25 mm	3.64	4.29	9.25	2.82	2.70	4.17	\$ 75.00
27NRSPPRCTS1PE	1"	1"	1	-	-	1" => 32 mm	3.64	4.29	9.02	2.82	2.70	4.17	\$ 86.00
27NRSPPRCTS114PE	1 1/4"	1"	1	-	-	1 1/4" => 40 mm	3.64	4.29	10.67	2.82	2.70	4.17	\$ 133.00
27NRSPPRCTS112PE	1 1/2"	2"	1	-	-	1 1/2" => 50 mm	5.28	6.04	12.00	4.80	4.33	6.81	\$ 159.00
27NRSPPRCTS2PE	2"	2"	1	-	-	2" => 63 mm	5.28	6.04	13.58	4.80	4.33	6.81	\$ 232.00
27NRSPPRCTS212PE	2 1/2"	2"	1	-	-	2 1/2" => 75 mm	5.28	6.04	13.54	4.80	4.33	6.81	\$ 256.00
27NRSPPRCTS3PE	3"	2"	1	-	-	3" => 90 mm	13.35	9.37	15.67	7.80	6.93	10.98	\$ 926.00
27NRSPPRCTS4PE	3 1/2"	2"	1	-	-	3 1/2" => 110 mm	13.35	9.37	16.22	7.80	6.93	10.98	\$ 926.00



PP-RCT WELDING COLLAR SOCKET FUSION END

Material: PP-RCT
Range: ½" ÷ 3"

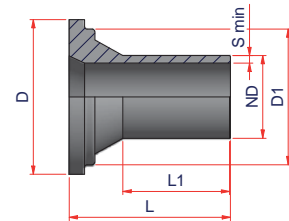


Code	Size	Body Type	Carton Qty	Weight lb/p.	Volume ft ³ /p.	ND	D1	D2	WD	L	Price Each
27NAPP20	½" => 20 mm	1"	10	-	-	½" => 20 mm	1.69	1.97	9/16	0.94	\$ 5.50
27NAPP25	¾" => 25 mm	1"	10	-	-	¾" => 25 mm	1.69	1.97	5/8	0.97	\$ 6.05
27NAPP32	1" => 32 mm	1"	10	-	-	1" => 32 mm	1.69	1.97	11/16	1.00	\$ 7.70
27NAPP40	1 ¼" => 40 mm	2"	6	-	-	1 ¼" => 40 mm	3.23	3.66	13/16	1.37	\$ 15.40
27NAPP50	1 ½" => 50 mm	2"	6	-	-	1 ½" => 50 mm	3.23	3.66	15/16	1.53	\$ 16.50
27NAPP63	2" => 63 mm	2"	6	-	-	2" => 63 mm	3.23	3.66	1 1/16	1.66	\$ 17.60
27NAPP75	2 ½" => 75 mm	2"	1	-	-	2 ½" => 75 mm	4.37	6.02	1 3/16	1.69	\$ 22.00
27NAPP90	3" => 90 mm	3"	1	-	-	3" => 90 mm	4.37	6.02	1 5/16	1.85	\$ 33.00



PP-RCT WELDING COLLAR SPIGOT ENDS

Material: PP-RCT
Range: ¾" ÷ 3 ½"

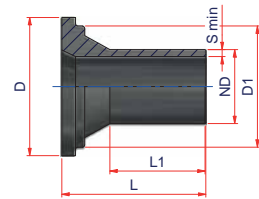


Code	Size	Body Type	Carton Qty	Weight lb/p.	Volume ft ³ /p.	ND	S min	D1	D	L1	L	Price Each
27NAPPS25	¾" => 25 mm	1"	10	-	-	¾" => 25 mm	0.09	1.69	2.17	1.65	3.11	\$ 10.00
27NAPPS32	1" => 32 mm	1"	10	-	-	1" => 32 mm	0.11	1.69	2.17	1.73	2.99	\$ 12.00
27NAPPS40	1 ¼" => 40 mm	1"	10	-	-	1 ¼" => 40 mm	0.14	1.69	1.97	2.48	3.82	\$ 20.00
27NAPPS50	1 ½" => 50 mm	2"	6	-	-	1 ½" => 50 mm	0.18	3.23	3.68	2.56	3.84	\$ 21.00
27NAPPS63	2" => 63 mm	2"	6	-	-	2" => 63 mm	0.23	3.23	3.68	2.95	4.53	\$ 40.00
27NAPPS75	2 ½" => 75 mm	2"	6	-	-	2 ½" => 75 mm	0.27	3.23	3.68	3.27	4.76	\$ 50.00
27NAPPS90	3" => 90 mm	3"	1	-	-	3" => 90 mm	0.32	4.35	6.02	3.27	4.72	\$ 70.00
27NAPPS110	3 ½" => 110 mm	3"	1	-	-	3 ½" => 110 mm	0.39	-	6.02	4.33	5.00	\$ 100.00



PE WELDING COLLAR SPIGOT ENDS

Material: PE
Range: ¾" ÷ 4"

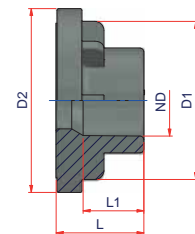


Code	Size	Body Type	Carton Qty	Weight lb/p.	Volume ft ³ /p.	ND (IPS)	S	D1	D	L1	L	Price Each
27NAPES34	¾" => 25 mm	1"	10	-	-	¾" => 1.05 in	0.09	1.69	1.97	1.65	3.11	\$ 9.00
27NAPES1	1" => 32 mm	1"	10	-	-	1" => 1.32 in	0.11	1.69	1.97	1.73	2.99	\$ 10.00
27NAPES114	1¼" => 40 mm	1"	10	-	-	1¼" => 1.66 in	0.14	1.69	1.97	2.48	3.82	\$ 18.00
27NAPES112	1½" => 50 mm	2"	6	-	-	1½" => 1.90 in	0.18	3.23	3.68	2.56	3.84	\$ 19.50
27NAPES2	2" => 63 mm	2"	6	-	-	2" => 2.38 in	0.23	3.23	3.68	2.95	4.53	\$ 36.00
27NAPES212	2½" => 75 mm	2"	6	-	-	2½" => 2.88 in	0.27	3.23	3.68	3.27	4.76	\$ 48.00
27NAPES3	3" => 90 mm	3"	1	-	-	3" => 3.50 in	0.32	4.35	6.02	3.27	4.72	\$ 68.00
27NAPES4	3½" => 110 mm	3"	1	-	-	4" => 4.50 in	0.39	-	6.02	4.33	5.00	\$ 78.00

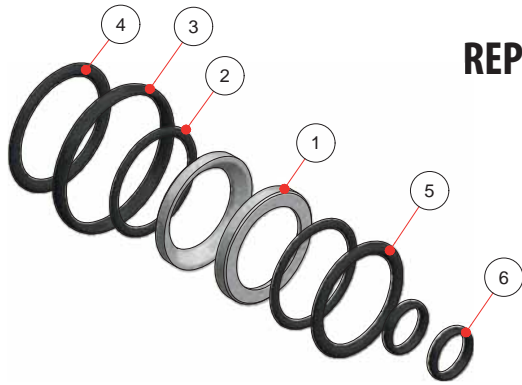


WELDING COLLAR PVC SOLVENT CEMENT JOINT

Material: PVC
Range: ½" ÷ 4"



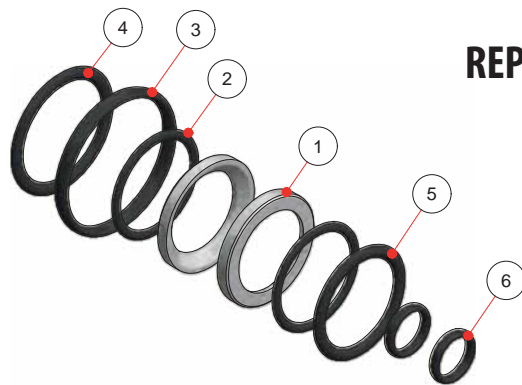
Code	Size	Body Type	Carton Qty	Weight lb/p.	Volume ft ³ /p.	ND(IPS)	D1	D2	L1	L	Price Each
27NAPVC12	½" => 20 mm	1"	10	-	-	1/2" => 0.85 in	1.69	1.97	0.65	0.94	\$ 6.83
27NAPVC34	¾" => 25 mm	1"	10	-	-	3/4" => 1.06 in	1.69	1.97	0.73	1.16	\$ 7.35
27NAPVC1	1" => 32 mm	1"	10	-	-	1" => 1.33 in	1.69	1.97	0.81	1.28	\$ 9.45
27NAPVC114	1¼" => 40 mm	2"	6	-	-	1 1/4" => 1.67 in	3.23	3.66	0.89	1.37	\$ 18.90
27NAPVC112	1½" => 50 mm	2"	6	-	-	1 1/2" => 1.91 in	3.23	3.66	1.00	1.53	\$ 20.48
27NAPVC2	2" => 63 mm	2"	6	-	-	2" => 2.39 in	3.23	3.66	1.14	1.66	\$ 22.05
27NAPVC212	2½" => 75 mm	3"	1	-	-	2 1/2" => 3.50 in	4.37	6.02	1.30	1.69	\$ 36.75
27NAPVC3	3" => 90 mm	3"	1	-	-	3" => 4.50 in	4.37	6.02	1.30	1.69	\$ 47.25



REPLACEMENT VITON GASKET KIT

DESCRIPTION	
①	Teflon ball seat
②	Rod seal o-ring
③	Teflon seat o-ring
④	Radial seal o-ring
⑤	Socket seal o-ring
⑥	O-ring seal (side internal screw nut)

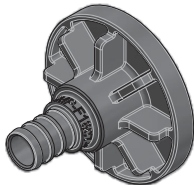
Code	Size	Body Type	Carton Qty	Price Each
00RSPPRCKIT32V	½" - ¾" - 1"	1"	1 KIT	\$ 37.50
00RSPPRCKIT63V	1 ¼" - 1 ½" - 2"	2"	1 KIT	\$ 148.60
00RSPPRCKIT90V	3" - 3 ½"	3"	1 KIT	\$ 293.00



REPLACEMENT EPDM GASKET KIT

DESCRIPTION	
①	Teflon ball seat
②	Rod seal o-ring
③	Teflon seat o-ring
④	Radial seal o-ring
⑤	Socket seal o-ring
⑥	O-ring seal (side internal screw nut)

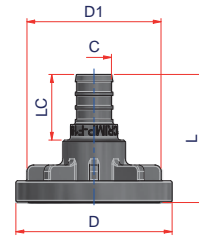
Code	Size	Body Type	Carton Qty	Price Each
00RSPPRCKIT32	½" - ¾" - 1"	1"	1 KIT	\$ 10.00
00RSPPRCKIT63	1 ¼" - 1 ½" - 2"	2"	1 KIT	\$ 79.00
00RSPPRCKIT90	3" - 3 ½"	3"	1 KIT	\$ 190.00



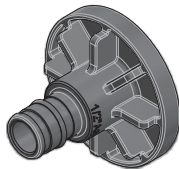
CRIMP RING ADAPTER

ASTM F 1807

Material: PA
Range: 1/2" ÷ 1"



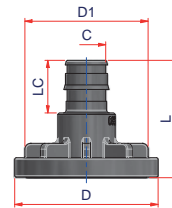
Code	Size	Carton Qty	Weight lb/p.	Volume ft ³ /p.	D	D1	L	C	LC	Price Each
27NAPRCR12	1/2"	10	-	-	1.97	1.69	1.61	1/2"	0.63	\$ 50.00
27NAPRCR34	3/4"	10	-	-	1.97	1.69	1.83	3/4"	0.65	\$ 55.00
27NAPRCR1	1"	10	-	-	1.97	1.69	2.17	1"	0.83	\$ 65.00



COLD EXPANSION ADAPTER

ASTM F 1960

Material: PA
Range: 1/2" ÷ 1"

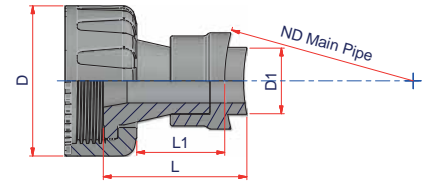


Code	Size	Carton Qty	Weight lb/p.	Volume ft ³ /p.	D	D1	L	C	LC	Price Each
27NAPR12	1/2"	10	-	-	1.97	1.69	1.51	1/2"	0.72	\$ 50.00
27NAPR34	3/4"	10	-	-	1.97	1.69	1.83	3/4"	0.96	\$ 55.00
27NAPR1	1"	10	-	-	1.97	1.69	2.06	1"	1.20	\$ 65.00



INSTABRANCH™ WELDING SOCKLET ADAPTER FOR PP-RCT VALVE

Material: PP-RCT
Range: 2" ÷ 24"

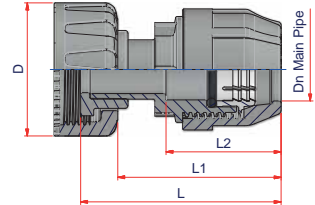


Code	Body Type	ND Main Pipe	Carton Qty	Weight lb/p.	Volume ft ³ /p.	D1	D	L1	L	Price Each
27NARS32GS6375	1"	2" => 63 mm - 2 1/2" => 75 mm	1	-	-	1.26	2.82	1.65	2.83	\$ 90.00
27NARS32GS90110125	1"	3" => 90 mm - 3 1/2" => 110 mm 4" => 125 mm	1	-	-	1.26	2.82	1.65	2.74	\$ 90.00
27NARS32GS160200	1"	6" => 160 mm - 8" => 200 mm	1	-	-	1.26	2.82	1.65	2.70	\$ 115.00
27NARS32GS250315	1"	10" => 250 mm - 12" => 315 mm	1	-	-	1.26	2.82	1.65	2.68	\$ 115.00
27NARS32GS355630	1"	14" ÷ 24" => 355-630 mm	1	-	-	1.26	2.82	1.65	2.68	\$ 115.00
27NARS63GS110	2"	3 1/2" => 110 mm	1	-	-	2.48	4.80	2.76	4.61	\$ 190.00
27NARS63GS125	2"	4" => 125 mm	1	-	-	2.48	4.80	2.76	4.51	\$ 190.00
27NARS63GS160	2"	6" => 160 mm	1	-	-	2.48	4.80	2.76	4.37	\$ 190.00
27NARS63GS200	2"	8" => 200 mm	1	-	-	2.48	4.80	2.76	4.31	\$ 190.00
27NARS63GS250	2"	10" => 250 mm	1	-	-	2.48	4.80	2.76	4.25	\$ 190.00
27NARS63GS315	2"	12" => 315 mm	1	-	-	2.48	4.80	2.76	4.21	\$ 190.00
27NARS63GS355450	2"	14" ÷ 18" => 355 ÷ 450 mm	1	-	-	2.48	4.80	2.76	4.17	\$ 190.00
27NARS63GS500630	2"	20" ÷ 24" => 500 ÷ 630 mm	1	-	-	2.48	4.80	2.76	4.17	\$ 190.00



COMPRESSION FITTING ADAPTER FOR PP-RCT VALVE

Material: PP-RCT
Range: ½" ÷ 2"

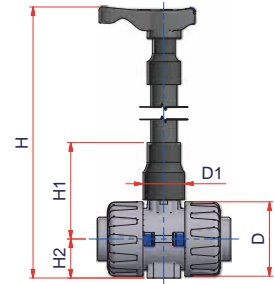


Code	Body Type	ND Main Pipe	Weight lb/p.	Volume ft ³ /p.	D	L	L1	L2	Price Each
27NARS32K20	1"	½" => 20 mm	-	-	2.82	3.74	2.92	2.07	\$ 60.00
27NARS32K25	1"	¾" => 25 mm	-	-	2.82	3.78	2.99	2.15	\$ 70.00
27NARS32K32	1"	1" => 32 mm	-	-	2.82	4.25	3.46	2.46	\$ 100.00
27NARS63K40	2"	1 ¼" => 40 mm	-	-	4.80	5.98	4.88	3.15	\$ 140.00
27NARS63K50	2"	1 ½" => 50 mm	-	-	4.80	6.26	5.16	3.54	\$ 155.00
27NARS63K63	2"	2" => 63 mm	-	-	4.80	7.15	5.06	4.33	\$ 240.00



STEM EXTENSION FOR BALL VALVE LONG VERSION

Material: PVC
Notes: Article composed by nr.2 extensions
+ nr. 1 PVC Pipe (length 19.69in)



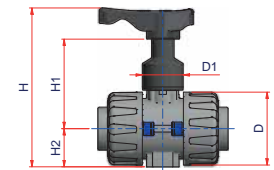
Code	Body Type	D	H1	H2	H min	H max.	D1	Note	Price Each
27NRSEXL32	1"	2.82	3.66	1.48	8.07	26.26	1.57	for item: 27NRSPRCT20, 27NRSPRCT25, 27NRSPRCT32 27NRSPRCTS25, 27NRSPRCTS32, 27NRSPRCTS40	\$ 45.00
27NRSEXL63	2"	4.80	5.26	2.48	11.30	29.49	2.48	for item: 27NRSPRCT40, 27NRSPRCT50, 27NRSPRCT63 27NRSPRCTS50, 27NRSPRCTS63, 27NRSPRCTS75	\$ 52.50

(A)

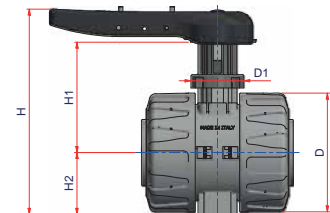


STEM EXTENSION FOR BALL VALVE SHORT VERSION


Material: PVC



(B)

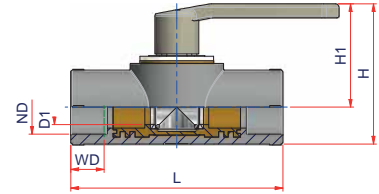


Code	Type	Body Type	Carton Qty	D	D1	H1	H2	H	Note	Price Each
27NRSEXS32	A	1"	1	2.80	1.57	3.46	1.48	6.15	for item: 27NRSPRCT20, 27NRSPRCT25, 27NRSPRCT32 27NRSPRCTS25, 27NRSPRCTS32, 27NRSPRCTS40	\$ 45.00
27NRSEXS63	A	2"	1	4.80	2.48	5.28	2.48	9.65	for item: 27NRSPRCT40, 27NRSPRCT50, 27NRSPRCT63 27NRSPRCTS50, 27NRSPRCTS63, 27NRSPRCTS75	\$ 52.50
27NRSEXS90	B	2"- 3"	1	7.80	3.46	7.56	4.05	13.46	for item: 27NRSPRCT75, 27NRSPRCT90, 27NRSPRCTS75, 27NRSPRCTS90	POA



PPR BALL VALVE **FULL BORE** - *WITH STANDARD BRASS* **SOCKET FUSION ENDS**

Material: PP-RCT - Metal
Range: ½" ÷ 1"



Code	Size	Carton Qty	Weight lb/p.	Volume ft ³ /p.	ND	D1	WD	L	H1	H	Price Each
27NRSLS20	½"	10	0.814	0.0381	½" => 20 mm	0.59	9/16	3.96	2.24	2.91	\$ 45.00
27NRSLS25	¾"	10	0.814	0.0381	¾" => 25 mm	0.59	5/8	3.96	2.24	2.91	\$ 50.00
27NRSLS32	1"	10	1.111	0.0381	1" => 32 mm	0.79	11/16	4.76	2.36	3.23	\$ 65.00



STANDARD BRASS - TRUE UNION BALL VALVE **WITH SOCKET FUSION ENDS**

Material: PP-RCT - Brass
Range: 1¼" ÷ 2"

Code	Size	Carton Qty	Weight lb/p.	Volume ft ³ /p.	ND	Price Each
27NRSFN40	1¼"	-	-	-	1¼" => 40 mm	\$ 95.00
27NRSFN50	1½"	-	-	-	1½" => 50 mm	\$ 140.00
27NRSFN63	2"	-	-	-	2" => 63 mm	\$ 220.00

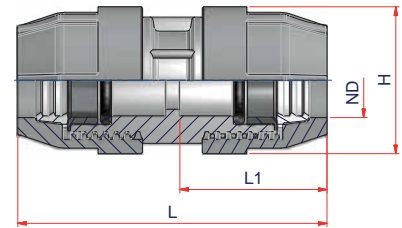


1.5. COMPRESSION FITTINGS



COUPLING

Material: PP-RCT + EPDM (Wetted Parts)
Range: ½" ÷ 4"



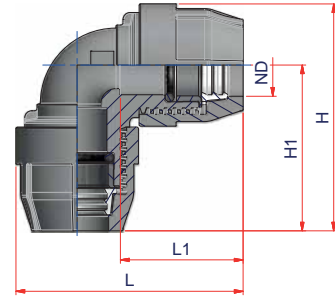
Code	Size	Carton Qty	Weight lb/p.	Volume ft ³ /p.	ND	L1	L	H	Price Each
03NKMAN20	½"	25	0.229	0.0152	½" = > 20 mm	2.07	4.69	1.77	\$ 8.75
03NKMAN25	¾"	35	0.286	0.0191	¾" = > 25 mm	2.15	4.69	2.09	\$ 10.50
03NKMAN32	1"	20	0.495	0.0297	1" = > 32 mm	2.46	5.43	2.54	\$ 15.00
03NKMAN40	1¼"	12	0.853	0.0494	1¼" = > 40 mm	3.15	6.59	3.29	\$ 27.50
03NKMAN50	1½"	8	0.550	0.0742	1½" = > 50 mm	3.54	7.24	3.78	\$ 40.00
03NKMAN63	2"	10	1.760	0.1271	2" = > 63 mm	4.33	8.84	4.45	\$ 50.00
03NKMAN75	2½"	6	2.695	0.2122	2½" = > 75 mm	4.76	9.69	5.20	\$ 87.50
03NKMAN90	3"	4	4.290	0.3178	3" = > 90 mm	5.67	11.73	5.93	\$ 195.00
03NKMAN110	3½"	5	4.620	0.5650	3½" = > 110 mm	6.91	14.33	6.97	\$ 225.00



90° ELBOW

Material: PP-RCT + EPDM (Wetted Parts)

Range: ½" ÷ 4"



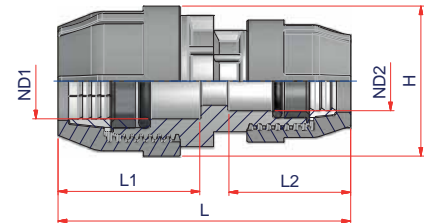

Code	Size	Carton Qty	Weight lb/p.	Volume ft³/p.	ND	L1	L	H1	H	Price Each
03NKG20	½"	22	0.240	0.0134	½" = > 20 mm	2.07	3.68	2.72	3.68	\$ 8.75
03NKG25	¾"	30	0.308	0.0198	¾" = > 25 mm	2.15	3.94	2.87	3.94	\$ 10.50
03NKG32	1"	18	0.526	0.0328	1" = > 32 mm	2.46	4.72	3.39	4.72	\$ 17.00
03NKG40	1 ¼"	9	0.929	0.0657	1 ¼" = > 40 mm	3.15	5.98	4.29	5.98	\$ 27.50
03NKG50	1 ½"	6	1.357	0.0989	1 ½" = > 50 mm	3.54	6.61	4.80	6.61	\$ 45.00
03NKG63	2"	9	1.809	0.1413	2" = > 63 mm	4.33	7.91	5.79	7.91	\$ 50.00
03NKG75	2 ½"	10	3.113	0.2825	2 ½" = > 75 mm	4.76	9.29	6.69	9.29	\$ 87.50
03NKG90	3"	6	5.042	0.4707	3" = > 90 mm	5.67	11.10	8.15	11.10	\$ 195.00
03NKG110	3 ½"	4	8.113	0.7063	3 ½" = > 110 mm	6.91	13.05	9.57	13.05	\$ 225.00



REDUCER

Material: PP-RCT + EPDM (Wetted Parts)

Range: 3/4" x 1/2" ÷ 4" x 3"



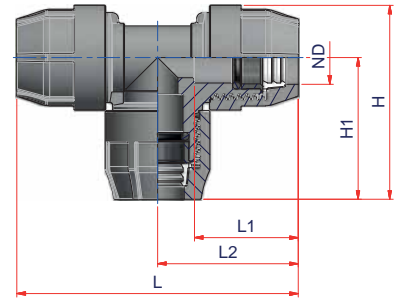
Code	Size	Carton Qty	Weight lb/p.	Volume ft ³ /p.	ND1	ND2	L1	L2	L	H	Price Each
03NKR2520	3/4" x 1/2"	20	0.275	0.0145	3/4" => 25 mm	1/2" => 20 mm	2.15	2.07	4.37	2.09	\$ 10.50
03NKR3220	1" x 1/2"	15	0.367	0.0194	1" => 32 mm	1/2" => 20 mm	2.46	2.07	5.06	2.54	\$ 12.00
03NKR3225	1" x 3/4"	25	0.387	0.0237	1" => 32 mm	3/4" => 25 mm	2.46	2.15	5.08	2.54	\$ 12.00
03NKR4025	1 1/4" x 3/4"	9	0.599	0.0325	1 1/4" => 40 mm	3/4" => 25 mm	3.15	2.15	5.71	3.29	\$ 27.50
03NKR4032	1 1/4" x 1"	12	0.733	0.0494	1 1/4" => 40 mm	1" => 32 mm	3.15	2.46	5.71	3.29	\$ 27.50
03NKR5032	1 1/2" x 1"	6	0.917	0.0487	1 1/2" => 50 mm	1" => 32 mm	3.54	2.46	6.42	3.78	\$ 30.00
03NKR5040	1 1/2" x 1 1/4"	9	1.051	0.0660	1 1/2" => 50 mm	1 1/4" => 40 mm	3.54	3.15	6.30	3.78	\$ 30.00
03NKR6332	2" x 1"	2	1.540	0.1462	2" => 63 mm	1" => 32 mm	4.33	2.46	7.36	4.45	\$ 50.00
03NKR6340	2" x 1 1/4"	2	1.650	0.1462	2" => 63 mm	1 1/4" => 40 mm	4.33	3.15	8.03	4.45	\$ 50.00
03NKR6350	2" x 1 1/2"	2	1.650	0.1462	2" => 63 mm	1 1/2" => 50 mm	4.33	3.54	8.98	4.45	\$ 50.00
03NKR7550	2 1/2" x 1 1/2"	3	2.200	0.1974	2 1/2" => 75 mm	1 1/2" => 50 mm	4.76	3.54	9.00	5.20	\$ 87.50
03NKR7563	2 1/2" x 2"	2	2.530	0.2963	2 1/2" => 75 mm	2" => 63 mm	4.76	4.33	9.17	5.20	\$ 87.50
03NKR9063	3" x 2"	2	3.520	0.3344	3" => 90 mm	2" => 63 mm	5.67	4.33	10.02	5.98	\$ 195.00
03NKR9075	3" x 2 1/2"	2	3.795	0.3344	3" => 90 mm	2 1/2" => 75 mm	5.67	4.76	11.44	5.98	\$ 195.00
03NKR11090	3 1/2" x 3"	6	5.793	0.4707	3 1/2" => 110 mm	3" => 90 mm	6.91	5.67	13.01	7.13	\$ 225.00



90° TEE

Material: PP-RCT + EPDM (Wetted Parts)

Range: ½" ÷ 4"



Code	Size	Carton Qty	Weight lb/p.	Volume ft ³ /p.	ND	L1	L2	L	H1	H	Price Each
03NKT20	½"	25	0.326	0.0237	½" => 20 mm	2.07	2.68	5.35	2.68	3.60	\$ 10.50
03NKT25	¾"	20	0.440	0.0297	¾" => 25 mm	2.15	2.87	5.75	2.87	3.86	\$ 12.50
03NKT32	1"	10	0.770	0.0593	1" => 32 mm	2.46	3.43	6.85	3.43	4.65	\$ 20.00
03NKT40	1 ¼"	6	1.430	0.1116	1 ¼" => 40 mm	3.15	4.25	8.50	4.25	5.98	\$ 45.00
03NKT50	1 ½"	4	2.008	0.1483	1 ½" => 50 mm	3.54	4.80	9.61	4.80	6.89	\$ 60.00
03NKT63	2"	5	2.860	0.2543	2" => 63 mm	4.33	5.71	11.42	5.71	7.76	\$ 76.00
03NKT75	2 ½"	6	4.620	0.4707	2 ½" => 75 mm	4.76	6.61	13.23	6.61	9.21	\$ 120.00
03NKT90	3"	4	7.233	0.7063	3" => 90 mm	5.67	8.15	16.30	8.15	11.08	\$ 260.00
03NKT110	3 ½"	2	12.155	1.4126	3 ½" => 110 mm	6.91	9.61	19.21	9.61	13.09	\$ 300.00



NIRON[®] *Clima*
Cool-pro[™]

2

PIPING SYSTEM FOR UV APPLICATION



NIRON UV PIPING SYSTEM

NIRON Clima Cool-pro is a pipe produced using PPR material with an outer layer of POLYPROPYLENE duly UV stabilized with a dedicated masterbatch.

This outer layer allows the pipe to be used for outdoor installations where UV protection is not guaranteed or adequate.

CHARACTERISTICS

NIRON Clima Cool-pro is produced in full PP layer or in composite material with addition of our **POWERCORE™** Middle layer.

As the stress-bearing layer is made with PP-R, it has the high, well known and standardized performances of this class of polypropylene (Type 3).


The mechanical and physical properties fully comply with EN ISO 15874 Standard. The pipe is compliant to the main Standards for the conveyance of potable water.

It can be produced in different SDRs (from SDR 11 to SDR 17). The selection of the proper SDR and design is related to the required operating conditions.

The pipe has been designed with the highest safety standards. The UV barrier layer is in addition to the SDR stress-bearing layer of the pipe.

The Nominal Diameter is maintained to facilitate the welding operations.

NIRON Clima Cool-pro piping range goes from \varnothing 1" to \varnothing 16". Bigger sizes can be provided upon request.





FITTINGS

NIRON Clima Cool-pro fittings are of the electrofusion type and are produced by adding a UV stabilizer masterbatch to the polypropylene base. This allows the full continuity of the UV protection in the installed pipeline. All the parts not chemically protected must be physically protected.

UV RESISTANCE BEHAVIOR

The performance of the UV protective layer has been evaluated using two main testing protocols:


- Renault Protocol RSA D27 1911D for the UV resistance of the external plastic part for the automotive
- Method for accelerated photo-ageing based on EN16472 by means of a high energy HE mode device

ADVANTAGES

- **NO CORROSION**
PP pipes are resistant to all degrees of water hardness as well as to many chemicals.
- **RESISTANCE TO STRAY CURRENTS**
PP is a very poor electrical conductor, thereby avoiding the risk of perforation of the pipe or fittings caused by stray currents.
- **LOW PRESSURE DROP**
NIRON Clima Cool-pro pipes have reduced pressure losses thanks to their smooth surface.
- **WELDABILITY**
The use of a full polypropylene material allows the pipes to be easily welded by electrofusion welding.
- **UV RESISTANCE**
NIRON Clima Cool-pro pipes can be used for outdoor installations where UV protection is not guaranteed or adequate.



2.1. PIPING



NIRON CLIMA PP-RCT PIPE WITH **POWERCORE™ LAYER AND UV BARRIER**

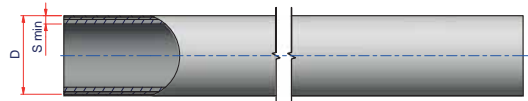
SDR 11

Pipe structure: Multilayer pipe

Material: PP-RCT + **POWERCORE™ LAYER** + UV Resistant PPR cover

Color: Grey + White cover

Range: ø1" ÷ ø16"



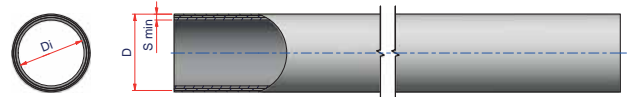
Design pressure established without the consideration of the UV protective layer.

Code	Size (Nominal)	SDR	Length (ft)	Bag Qty (ft)	Lift Qty (ft)	Weight (lb/ft)	D (in.)	D (mm)	S min (in.)	Di (in.)	Price per ft
27TNIRCLUV329	1"	9	20'	300'	5,400'	0.252	1.26	32	0.14	0.98	\$ 3.25
27TNIRCLUV4011	1 ¼"	11	20'	200'	3,600'	0.371	1.57	40	0.14	1.29	\$ 4.00
27TNIRCLUV5011	1 ½"	11	20'	200'	2,000'	0.444	1.97	50	0.18	1.61	\$ 6.00
27TNIRCLUV6311	2"	11	20'	80'	1,440'	0.704	2.48	63	0.23	2.02	\$ 10.00
27TNIRCLUV6311S40	2"	11	40'	160'	-	0.704	2.48	63	0.23	2.02	\$ 11.25
27TNIRCLUV7511	2 ½"	11	20'	60'	960'	0.980	2.95	75	0.27	2.42	\$ 14.25
27TNIRCLUV7511S40	2 ½"	11	40'	120'	-	0.980	2.95	75	0.27	2.42	\$ 16.00
27TNIRCLUV9011	3"	11	20'	40'	640'	1.414	3.54	90	0.32	2.90	\$ 20.00
27TNIRCLUV9011S40	3"	11	40'	80'	-	1.414	3.54	90	0.32	2.90	\$ 22.50
27TNIRCLUV11011	3 ½"	11	20'	20'	440'	2.101	4.33	110	0.39	3.54	\$ 29.00
27TNIRCLUV11011S40	3 ½"	11	40'	40'	-	2.101	4.33	110	0.39	3.54	\$ 31.50
27TNIRCLUV12511	4"	11	20'	20'	320'	2.716	4.92	125	0.45	4.02	\$ 33.50
27TNIRCLUV12511S40	4"	11	40'	40'	-	2.716	4.92	125	0.45	4.02	\$ 36.50
27TNIRCLUV16011	6"	11	20'	20'	220'	4.484	6.30	160	0.57	5.15	\$ 37.50
27TNIRCLUV16011S40	6"	11	40'	40'	-	4.484	6.30	160	0.57	5.15	\$ 41.00
27TNIRCLUV20011	8"	11	20'	20'	-	6.963	7.87	200	0.72	6.44	\$ 60.00
27TNIRCLUV20011S40	8"	11	40'	40'	-	6.963	7.87	200	0.72	6.44	\$ 64.50
27TNIRCLUV25011	10"	11	20'	20'	-	10.820	9.84	250	0.89	8.06	\$ 94.00
27TNIRCLUV25011S40	10"	11	40'	40'	-	10.820	9.84	250	0.89	8.06	\$ 99.00
27TNIRCLUV31511	12"	11	20'	20'	-	17.124	12.40	315	1.13	10.15	\$ 144.50
27TNIRCLUV31511S40	12"	11	40'	40'	-	17.124	12.40	315	1.13	10.15	\$ 151.50
27TNIRCLUV35511	14"	11	20'	20'	-	21.698	13.98	355	1.27	11.44	\$ 213.50
27TNIRCLUV35511S40	14"	11	40'	40'	-	21.698	13.98	355	1.27	11.44	\$ 221.00
27TNIRCLUV40011	16"	11	20'	20'	-	27.527	15.75	400	1.43	12.89	\$ 270.00
27TNIRCLUV40011S40	16"	11	40'	40'	-	27.527	15.75	400	1.43	12.89	\$ 279.00



NIRON CLIMA PP-RCT PIPE WITH **POWERCORE™ LAYER AND UV BARRIER** SDR 17

Pipe structure: Multilayer pipe
Material: PP-RCT + **POWERCORE™ LAYER** + UV Resistant PPR cover
Color: Grey + White cover
Range: $\varnothing 2'' \div \varnothing 16''$



Design pressure established without the consideration of the UV protective layer

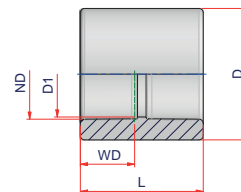
Code	Size (Nominal)	SDR	Length (ft)	Bag Qty (ft)	Lift Qty (ft)	Weight (lb/ft)	D (in.)	D (mm)	S min (in.)	Di (in.)	Price per ft
27TNIRCLUV6317	2"	17	20'	80'	1,440'	-	2.48	63	0.15	2.18	\$ 8.65
27TNIRCLUV6317S40	2"	17	40'	160'	-	-	2.48	63	0.15	2.18	\$ 10.10
27TNIRCLUV7517	2 ½"	17	20'	60'	960'	0.655	2.95	75	0.18	2.60	\$ 12.75
27TNIRCLUV7517S40	2 ½"	17	40'	120'	-	0.655	2.95	75	0.18	2.60	\$ 14.50
27TNIRCLUV9017	3"	17	20'	40'	640'	0.943	3.54	90	0.21	3.12	\$ 18.50
27TNIRCLUV9017S40	3"	17	40'	80'	-	0.943	3.54	90	0.21	3.12	\$ 20.50
27TNIRCLUV11017	3 ½"	17	20'	20'	440'	1.408	4.33	110	0.26	3.81	\$ 22.50
27TNIRCLUV11017S40	3 ½"	17	40'	40'	-	1.408	4.33	110	0.26	3.81	\$ 24.75
27TNIRCLUV12517	4"	17	20'	20'	320'	1.792	4.92	125	0.29	4.34	\$ 24.50
27TNIRCLUV12517S40	4"	17	40'	40'	-	1.792	4.92	125	0.29	4.34	\$ 27.00
27TNIRCLUV16017	6"	17	20'	20'	220'	2.943	6.30	160	0.37	5.55	\$ 31.50
27TNIRCLUV16017S40	6"	17	40'	40'	-	2.943	6.30	160	0.37	5.55	\$ 35.00
27TNIRCLUV20017	8"	17	20'	20'	-	4.612	7.87	200	0.47	6.94	\$ 50.00
27TNIRCLUV20017S40	8"	17	40'	40'	-	4.612	7.87	200	0.47	6.94	\$ 54.50
27TNIRCLUV25017	10"	17	20'	20'	-	7.190	9.84	250	0.58	8.68	\$ 78.50
27TNIRCLUV25017S40	10"	17	40'	40'	-	7.190	9.84	250	0.58	8.68	\$ 83.75
27TNIRCLUV31517	12"	17	20'	20'	-	11.407	12.40	315	0.74	10.93	\$ 120.00
27TNIRCLUV31517S40	12"	17	40'	40'	-	11.407	12.40	315	0.74	10.93	\$ 127.00
27TNIRCLUV35517	14"	17	20'	20'	-	14.482	13.98	355	0.83	12.31	\$ 152.50
27TNIRCLUV35517S40	14"	17	40'	40'	-	14.482	13.98	355	0.83	12.31	\$ 160.00
27TNIRCLUV40017	16"	17	20'	20'	-	18.304	15.75	400	0.93	13.88	\$ 194.00
27TNIRCLUV40017S40	16"	17	40'	40'	-	18.304	15.75	400	0.93	13.88	\$ 202.50

2.2. SOCKET FUSION FITTINGS



COUPLER SOCKET FUSION

Material: PP-RCT
Range: 1" ÷ 2"

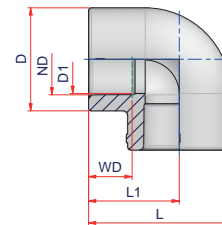


Code	Size	Carton Qty	Weight lb/p.	Volume ft³/p.	ND	D1	D	WD	L	Price Each
27NMANUV32	1"	50	0.087	0.0078	1" = > 32 mm	1.18	1.81	11/16	1.69	\$ 3.00
27NMANUV40	1 ¼"	50	0.137	0.0120	1 ¼" = > 40 mm	1.46	2.21	13/16	1.89	\$ 3.72
27NMANUV50	1 ½"	20	0.242	0.0191	1 ½" = > 50 mm	1.85	2.76	15/16	2.13	\$ 7.80
27NMANUV63	2"	50	0.378	0.0254	2" = > 63 mm	2.36	3.47	1 1/16	2.44	\$ 15.60



90° ELBOW SOCKET FUSION

Material: PP-RCT
Range: 1" ÷ 2"

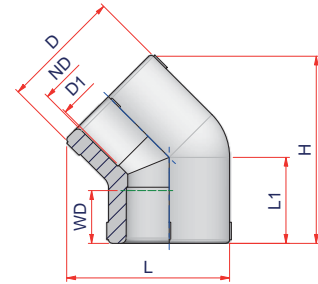


Code	Size	Carton Qty	Weight lb/p.	Volume ft³/p.	ND	D1	D	WD	L1	L	H1	H	Price Each
27NGUV32	1"	50	0.139	0.0134	1" = > 32 mm	1.18	1.81	11/16	1.46	2.36	1.46	2.36	\$ 3.85
27NGUV40	1 ¼"	40	0.217	0.0148	1 ¼" = > 40 mm	1.42	2.21	13/16	1.69	2.80	1.69	2.79	\$ 5.95
27NGUV50	1 ½"	20	0.413	0.0335	1 ½" = > 50 mm	1.81	2.76	15/16	2.01	3.39	2.01	3.39	\$ 12.80
27NGUV63	2"	25	0.722	0.0509	2" = > 63 mm	2.32	3.47	1 1/16	2.44	4.17	2.44	4.17	\$ 20.00



45° ELBOW SOCKET FUSION

Material: PP-RCT
Range: 1" ÷ 2"

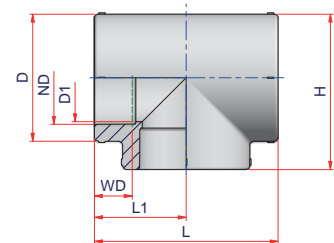


Code	Size	Carton Qty	Weight lb/p.	Volume ft ³ /p.	ND	D1	D	WD	L1	L	H	Price Each
27NC45UV32	1"	40	0.085	0.0074	1" = > 32 mm	1.18	1.65	11/16	1.14	2.21	2.52	\$ 3.85
27NC45UV40	1 ¼"	24	0.165	0.0124	1 ¼" = > 40 mm	1.42	2.09	13/16	1.26	2.64	2.85	\$ 5.95
27NC45UV50	1 ½"	26	0.271	0.0230	1 ½" = > 50 mm	1.87	2.60	15/16	1.56	3.29	3.54	\$ 12.80
27NC45UV63	2"	35	0.427	0.0364	2" = > 63 mm	2.36	3.27	1 1/16	1.77	4.02	4.13	\$ 19.30



TEE - SOCKET FUSION

Material: PP-RCT
Range: 1" ÷ 2"

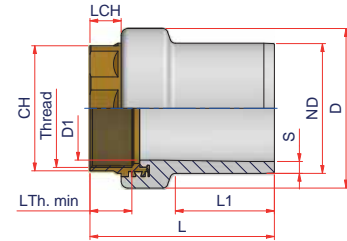


Code	Size	Carton Qty	Weight lb/p.	Volume ft ³ /p.	ND	D1	D	WD	L1	L	H1	H	Price Each
27NTUV32	1"	40	0.184	0.0166	1" = > 32 mm	1.18	1.81	11/16	1.46	2.91	1.46	2.36	\$ 4.90
27NTUV40	1 ¼"	30	0.279	0.0222	1 ¼" = > 40 mm	1.42	2.21	13/16	1.69	3.39	1.69	2.80	\$ 8.25
27NTUV50	1 ½"	16	0.516	0.0417	1 ½" = > 50 mm	1.81	2.76	15/16	2.01	4.02	2.01	3.39	\$ 21.20
27NTUV63	2"	24	0.868	0.0530	2" = > 63 mm	2.32	3.47	1 1/16	2.44	4.88	2.44	4.17	\$ 30.30



PPR/BRASS FEMALE THREADED TRANSITION FITTING SDR 11

Material: PP-RCT - Brass
Range: $\varnothing 1'' \times 1'' \text{NPT} \div 4'' \times 4'' \text{NPT}$

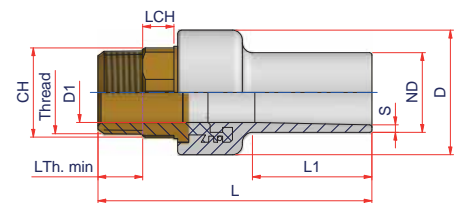


Code	Size	Carton Q.ty	Weight lb/p.	Volume ft ³ /p.	ND	S	Thread	L Thead min	D1	D	L1	L	CH	LCH	Price Each
27NRFFUV11321NPTL	1" x 1" NPT	30	0.462	0.0127	1" => 32 mm	0.12	1" NPT	0.83	0.94	1.97	1.89	3.58	1.50	0.51	\$ 57.50
27NRFFUV1140114NPTL	1 1/4" x 1 1/4" NPT	25	0.458	0.0152	1 1/4" => 40 mm	0.15	1 1/4" NPT	0.84	1.22	2.52	2.09	3.94	1.81	0.59	\$ 69.00
27NRFFUV1150112NPTL	1 1/2" x 1 1/2" NPT	18	0.904	0.0212	1 1/2" => 50 mm	0.18	1 1/2" NPT	0.75	1.50	2.76	2.40	4.25	2.17	0.59	\$ 80.50
27NRFFUV11632NPTL	2" x 2" NPT	12	1.247	0.0318	2" => 63 mm	0.23	2" NPT	0.93	1.93	3.31	2.72	4.80	2.56	0.79	\$ 103.50
27NRFFUV1175212NPTL	2 1/2" x 2 1/2" NPT	6	1.723	0.0632	2 1/2" => 75 mm	0.27	2 1/2" NPT	1.19	2.36	4.21	2.99	5.43	3.15	0.98	\$ 330.00
27NRFFUV11903NPTL	3" x 3" NPT	6	3.043	0.0667	3" => 90 mm	0.32	3" NPT	1.31	2.80	4.69	3.43	6.02	3.74	0.94	\$ 375.00
27NRFFUV111104NPTL	3 1/2" x 4" NPT	2	4.569	0.3344	3 1/2" => 110 mm	0.39	4" NPT	1.55	3.54	5.98	3.35	6.50	4.72	1.18	\$ 405.00
27NRFFUV111254NPTL	4" x 4" NPT	2	4.833	0.3344	4" => 125 mm	0.45	4" NPT	1.55	3.90	6.02	3.74	6.97	4.72	1.18	\$ 405.00



PPR/BRASS MALE THREADED TRANSITION FITTING SDR 11

Material: PP-RCT - Brass
Range: $\varnothing 1'' \times 1'' \text{NPT} \div 4'' \times 4'' \text{NPT}$



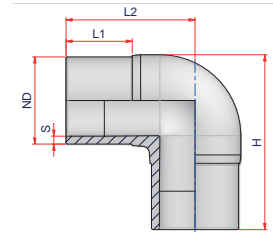
Code	Size	Carton Q.ty	Weight lb/p.	Volume ft ³ /p.	ND	S	Thread	L Thead min	D1	D	L1	L	CH	LCH	Price Each
27NRFMUV11321NPTL	1" x 1" NPT	30	0.554	0.0127	1" => 32 mm	0.12	1" NPT	0.66	0.94	1.97	1.89	4.33	1.34	0.51	\$ 57.50
27NRFMUV1140114NPTL	1 1/4" x 1 1/4" NPT	20	0.803	0.0191	1 1/4" => 40 mm	0.15	1 1/4" NPT	0.75	1.22	2.48	2.09	4.88	1.65	0.59	\$ 75.00
27NRFMUV1150112NPTL	1 1/2" x 1 1/2" NPT	12	1.063	0.0318	1 1/2" => 50 mm	0.18	1 1/2" NPT	0.75	1.50	2.76	2.40	5.16	1.97	0.59	\$ 80.50
27NRFMUV11632NPTL	2" x 2" NPT	7	1.635	0.0544	2" => 63 mm	0.23	2" NPT	0.92	1.93	3.27	2.72	5.79	2.36	0.71	\$ 103.50
27NRFMUV1175212NPTL	2 1/2" x 2 1/2" NPT	4	2.530	0.0950	2 1/2" => 75 mm	0.27	2 1/2" NPT	1.05	2.36	4.21	3.15	6.42	3.15	0.79	\$ 328.00
27NRFMUV11903NPTL	3" x 3" NPT	4	3.795	0.1674	3" => 90 mm	0.32	3" NPT	1.17	2.80	4.65	3.43	7.20	3.54	0.91	\$ 374.00
27NRFMUV111104NPTL	3 1/2" x 4" NPT	2	11.000	0.3344	3 1/2" => 110 mm	0.39	4" NPT	1.41	3.54	6.02	3.35	7.95	4.53	1.18	\$ 403.00
27NRFMUV111254NPTL	4" x 4" NPT	2	-	-	4" => 125 mm	0.45	4" NPT	1.41	3.90	6.02	3.74	8.43	4.53	1.18	\$ 403.00

2.3. BUTT FUSION FITTINGS



90° ELBOW MOLDED LONG SPIGOT SDR 11

Material: PP-RCT
Range: $\varnothing 2'' \div \varnothing 10''$
Notes: For butt fusion or electrofusion welding

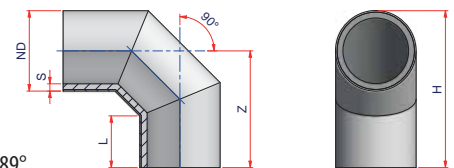


Code	Size	Carton Q.ty	Weight lb/p.	Volume ft ³ /p.	ND	S	L1	L2	H	Price Each
27NGUV901163MM	2"	60	0.479	0.0470	2" => 63 mm	0.23	2.76	4.72	6.06	\$ 27.50
27NGUV901175MM	2½"	35	0.784	0.0809	2½" => 75 mm	0.27	2.95	5.12	6.73	\$ 49.50
27NGUV901190MM	3"	22	1.290	0.1285	3" => 90 mm	0.32	3.54	5.85	7.76	\$ 77.00
27NGUV9011110MM	3½"	12	1.934	0.2356	3½" => 110 mm	0.39	3.43	6.30	8.70	\$ 99.00
27NGUV9011125MM	4"	32	2.654	0.2384	4" => 125 mm	0.45	3.74	7.24	9.84	\$ 126.50
27NGUV9011160MM	6"	15	4.649	0.5085	6" => 160 mm	0.58	4.33	8.54	11.93	\$ 140.25
27NGUV9011200MM	8"	18	9.656	0.9984	8" => 200 mm	0.72	4.61	9.84	14.04	\$ 374.00
27NGUV9011250MM	10"	12	16.317	1.4974	10" => 250 mm	0.89	5.31	12.00	17.13	\$ 583.00



90° ELBOW THREE PIECE - SEGMENTED FITTING SDR 11

Material: PP-RCT
Range: $\varnothing 12'' \div \varnothing 16''$
Notes: Only for butt fusion welding
Also available for any custom angles from 46° to 89°



Code	Size	Carton Q.ty	Weight lb/p.	Volume ft ³ /p.	ND	S	L	Z	H	Price Each
27NGUV9011315MMB3	12"	1	-	-	12" => 315 mm	1.13	7.98	18.00	24.20	\$ 1,100.00
27NGUV9011355MMB3	14"	1	-	-	14" => 355 mm	1.27	9.41	21.00	27.99	\$ 1,500.00
27NGUV9011400MMB3	16"	1	-	-	16" => 400 mm	1.43	10.80	24.00	31.87	\$ 1,980.00



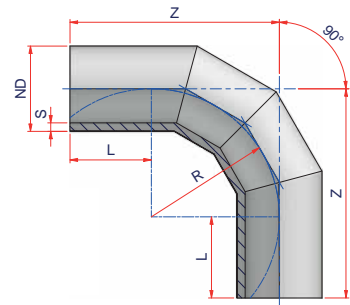
90° ELBOW
FOUR PIECE - SEGMENTED FITTING
SDR 11

Material: PP-RCT

Range: $\varnothing 3'' \div \varnothing 16''$

Notes: For butt fusion or electrofusion welding

Also available for any custom angles from 46° to 89°

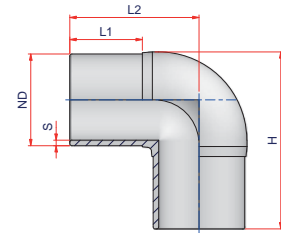


Code	Size	Carton Q.ty	Weight lb/p.	Volume ft ³ /p.	ND	S	L	Z	R	Price Each
27NGUV901190MMB	3"	1	-	-	3" => 90 mm	0.32	4.33	9.64	5.31	\$ 253.00
27NGUV9011110MMB	3 1/2"	1	-	-	3 1/2" => 110 mm	0.39	5.91	12.40	6.50	\$ 253.00
27NGUV9011125MMB	4"	1	-	-	4" => 125 mm	0.45	4.92	12.00	7.09	\$ 253.00
27NGUV9011160MMB	6"	1	-	-	6" => 160 mm	0.58	5.91	15.35	9.45	\$ 330.00
27NGUV9011200MMB	8"	1	-	-	8" => 200 mm	0.72	5.91	17.72	11.81	\$ 440.00
27NGUV9011250MMB	10"	1	-	-	10" => 250 mm	0.89	9.84	24.61	14.76	\$ 805.00
27NGUV9011315MMB	12"	1	36.300	-	12" => 315 mm	1.13	11.81	30.43	18.62	\$ 1,210.00
27NGUV9011355MMB	14"	1	48.400	-	14" => 355 mm	1.27	11.81	32.80	20.98	\$ 1,705.00
27NGUV9011400MMB	16"	1	60.500	-	16" => 400 mm	1.43	11.81	35.43	23.62	\$ 2,750.00



90° ELBOW MOLDED LONG SPIGOT - SDR 17

Material: PP-RCT
Range: $\varnothing 2'' \div \varnothing 10''$
Notes: For butt fusion or electrofusion welding

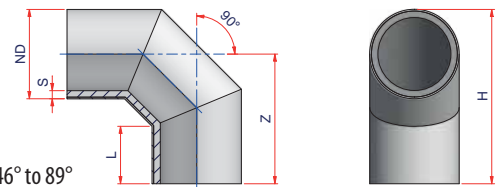


Code	Size	Carton Q.ty	Weight lb/p.	Volume ft ³ /p.	ND	S	L1	L2	H	Price Each
27NGUV901763MM	2"	50	0.594	0.0016	2" => 63 mm	0.15	2.76	4.72	6.06	\$ 27.50
27NGUV901775MM	2 1/2"	30	1.669	0.0026	2 1/2" => 75 mm	0.18	2.95	5.11	6.73	\$ 49.50
27NGUV901790MM	3"	20	1.184	0.0040	3" => 90 mm	0.21	3.50	5.75	7.76	\$ 66.00
27NGUV9017110MM	3 1/2"	14	1.776	0.0057	3 1/2" => 110 mm	0.26	3.43	6.30	8.70	\$ 82.50
27NGUV9017125MM	4"	8	2.736	-	4" => 125 mm	0.29	3.74	7.24	9.84	\$ 110.00
27NGUV9017160MM	6"	30	5.537	0.0169	6" => 160 mm	0.37	4.33	8.27	11.93	\$ 137.50
27NGUV9017200MM	8"	16	9.419	0.0318	6" => 160 mm	0.47	4.61	9.84	14.04	\$ 291.50
27NGUV9017250MM	10"	10	16.588	0.0508	8" => 200 mm	0.58	5.31	12.00	17.13	\$ 451.00



90° ELBOW THREE PIECE - SEGMENTED FITTING SDR 17

Material: PP-RCT
Range: $\varnothing 12'' \div \varnothing 16''$
Notes: Only for butt fusion welding
Also available for any custom angles from 46° to 89°



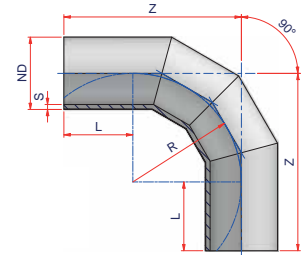
Code	Size	Carton Q.ty	Weight lb/p.	Volume ft ³ /p.	ND	S	L	Z	H	Price Each
27NGUV9017315MMB3	12"	1	-	-	12" => 315 mm	0.74	7.98	18.00	24.20	\$ 640.00
27NGUV9017355MMB3	14"	1	-	-	14" => 355 mm	0.83	9.41	21.00	27.99	\$ 940.00
27NGUV9017400MMB3	16"	1	-	-	16" => 400 mm	0.93	10.80	24.00	31.87	\$ 1,210.00



90° ELBOW
FOUR PIECE - SEGMENTED FITTING
SDR 17

Material: PP-RCT
Range: $\varnothing 3'' \div \varnothing 16''$

Notes: For butt fusion or electrofusion welding
Also available for any custom angles from 46° to 89°

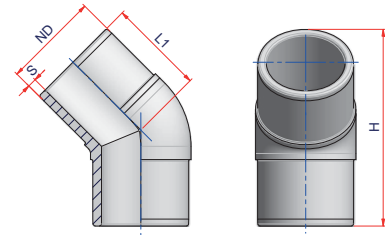


Code	Size	Carton Q.ty	Weight lb/p.	Volume ft ³ /p.	ND	S	L	Z	R	Price Each
27NGUV901790MMB	3"	1	-	-	3" => 90 mm	0.21	4.33	9.64	5.31	\$ 213.00
27NGUV9017110MMB	3 ½"	1	-	-	3 ½" => 110 mm	0.26	5.91	12.40	6.50	\$ 213.00
27NGUV9017125MMB	4"	1	-	-	4" => 125 mm	0.29	4.92	12.00	7.09	\$ 213.00
27NGUV9017160MMB	6"	1	-	-	6" => 160 mm	0.37	5.91	15.35	9.45	\$ 275.00
27NGUV9017200MMB	8"	1	-	-	8" => 200 mm	0.47	5.91	17.72	11.81	\$ 420.00
27NGUV9017250MMB	10"	1	-	-	10" => 250 mm	0.58	9.84	24.61	14.76	\$ 660.00
27NGUV9017315MMB	12"	1	33.000	-	12" => 315 mm	0.74	11.81	30.43	18.62	\$ 850.00
27NGUV9017355MMB	14"	1	44.000	-	14" => 355 mm	0.83	11.81	32.80	20.98	\$ 1,230.00
27NGUV9017400MMB	16"	1	55.000	-	16" => 400 mm	0.93	11.81	35.43	23.62	\$ 1,560.00



45° ELBOW MOLDED LONG SPIGOT SDR 11

Material: PP-RCT
Range: $\varnothing 2'' \div \varnothing 10''$
Notes: For butt fusion or electrofusion welding

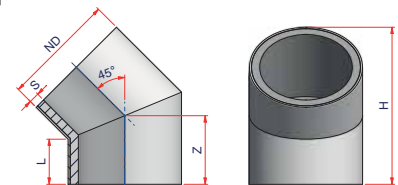


Code	Type	Size	Carton Q.ty	Weight lb/p.	Volume ft ³ /p.	ND	S	L1	H	Price Each
27NCUV451163MM	A	2"	60	0.479	0.0013	2" => 63 mm	0.23	2.76	6.89	\$ 27.50
27NCUV451175MM	A	2 ½"	35	0.784	0.0022	2 ½" => 75 mm	0.27	2.95	8.07	\$ 49.50
27NCUV451190MM	A	3"	22	1.290	0.0036	3" => 90 mm	0.32	3.54	9.25	\$ 77.00
27NCUV4511110MM	A	3 ½"	12	1.934	0.0066	3 ½" => 110 mm	0.39	3.43	9.53	\$ 77.00
27NCUV4511125MM	A	4"	32	2.654	0.0067	4" => 125 mm	0.45	3.74	10.43	\$ 126.50
27NCUV4511160MM	A	6"	15	4.649	0.0144	6" => 160 mm	0.57	4.06	12.24	\$ 137.50
27NCUV4511200MM	A	8"	18	9.656	0.0282	8" => 200 mm	0.72	4.61	15.83	\$ 335.50
27NCUV4511250MM	A	10"	12	16.317	0.0424	10" => 250 mm	0.89	5.31	18.19	\$ 401.50



45° ELBOW TWO PIECE - SEGMENTED FITTING SDR 11

Material: PP-RCT
Range: $\varnothing 12'' \div \varnothing 16''$
Notes: Only for butt fusion welding
Also valid for any custom angles from 1° to 44°

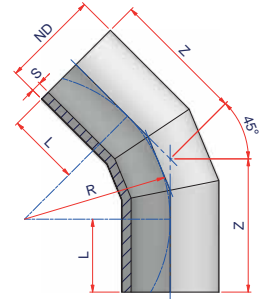


Code	Size	Carton Q.ty	Weight lb/p.	Volume ft ³ /p.	ND	S	L	Z	H	Price Each
27NCUV4511315MMB2	12"	1	36.300	-	12" => 315 mm	1.13	4.93	7.50	19.32	\$ 590.00
27NCUV4511355MMB2	14"	1	48.400	-	14" => 355 mm	1.27	5.86	8.75	22.01	\$ 820.00
27NCUV4511400MMB2	16"	1	60.500	-	16" => 400 mm	1.43	6.74	10.00	22.64	\$ 1,210.00



45° ELBOW
THREE PIECE - SEGMENTED FITTING
SDR 11

Material: PP-RCT
Range: $\varnothing 3'' \div \varnothing 16''$
Notes: For butt fusion or electrofusion welding
Also valid for any custom angles from 1° to 44°

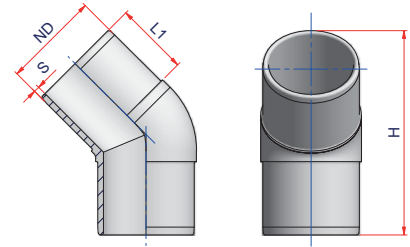


Code	Size	Carton Q.ty	Weight lb/p.	Volume ft ³ /p.	ND	S	L	Z	R	Price Each
27NCUV451190MMB	3"	1	-	-	3" => 90 mm	0.32	4.33	7.87	5.31	\$ 190.00
27NCUV4511110MMB	3 1/2"	1	-	-	3 1/2" => 110 mm	0.39	5.91	8.58	6.50	\$ 190.00
27NCUV4511125MMB	4"	1	-	-	4" => 125 mm	0.45	4.92	8.98	7.09	\$ 190.00
27NCUV4511160MMB	6"	1	-	-	6" => 160 mm	0.57	5.91	9.80	9.45	\$ 275.00
27NCUV4511200MMB	8"	1	-	-	8" => 200 mm	0.72	5.91	10.79	11.81	\$ 440.00
27NCUV4511250MMB	10"	1	-	-	10" => 250 mm	0.89	9.84	16.22	14.76	\$ 690.00
27NCUV4511315MMB	12"	1	36.300	-	12" => 315 mm	1.13	11.81	19.61	18.62	\$ 780.00
27NCUV4511355MMB	14"	1	48.400	-	14" => 355 mm	1.27	11.81	20.47	20.98	\$ 1,100.00
27NCUV4511400MMB	16"	1	60.500	-	16" => 400 mm	1.43	11.81	21.57	23.62	\$ 1,560.00



45° ELBOW MOLDED LONG SPIGOT SDR 17

Material: PP-RCT
Range: $\varnothing 2'' \div \varnothing 10''$
Notes: For butt fusion or electrofusion welding
Also valid for any custom angles from 1° to 44°

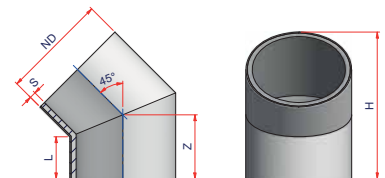


Code	Size	Carton Q.ty	Weight lb/p.	Volume ft ³ /p.	ND	S	L1	H	Price Each
27NCUV451763MM	2"	60	0,429	0,0013	2" => 63 mm	0.15	2.76	6.89	\$ 27.50
27NCUV451775MM	2 ½"	35	0,610	0,0022	2 ½" => 75 mm	0.18	2.95	8.07	\$ 49.50
27NCUV451790MM	3"	22	0,945	0,0036	3" => 90 mm	0.21	3.54	9.25	\$ 66.00
27NCUV4517110MM	3 ½"	15	2,908	0,0053	3 ½" => 110 mm	0.26	3.43	9.53	\$ 82.50
27NCUV4517125MM	4"	30	1,936	0,0072	4" => 125 mm	0.29	3.74	10.43	\$ 110.00
27NCUV4517160MM	6"	15	3,626	0,0144	6" => 160 mm	0.37	4.06	12.24	\$ 132.00
27NCUV4517200MM	8"	18	8,556	0,0282	8" => 200 mm	0.47	4.61	15.83	\$ 225.50
27NCUV4517250MM	10"	12	12,925	0,0424	10" => 250 mm	0.58	5.31	18.19	\$ 275.00



45° ELBOW TWO PIECE - SEGMENTED FITTING SDR 17

Material: PP-RCT
Range: $\varnothing 12'' \div \varnothing 16''$
Notes: Only for butt fusion welding
Also valid for any custom angles from 1° to 44°

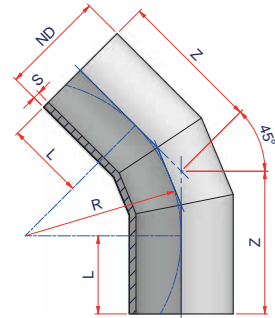


Code	Size	Carton Q.ty	Weight lb/p.	Volume ft ³ /p.	ND	S	L	Z	H	Price Each
27NCUV4517315MMB2	12"	1	36.300	-	12" => 315 mm	0.74	4.93	7.50	19.32	\$ 395.00
27NCUV4517355MMB2	14"	1	48.400	-	14" => 355 mm	0.83	5.86	8.75	22.01	\$ 500.00
27NCUV4517400MMB2	16"	1	60.500	-	16" => 400 mm	0.93	6.74	10.00	22.64	\$ 620.00



45° ELBOW
THREE PIECE - SEGMENTED FITTING
SDR 17

Material: PP-RCT
Range: $\varnothing 3'' \div \varnothing 16''$
Notes: For butt fusion or electrofusion welding
Also valid for any custom angles from 1° to 44°

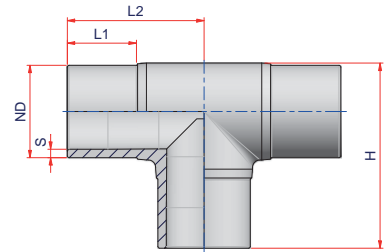


Code	Size	Carton Q.ty	Weight lb/p.	Volume ft ³ /p.	ND	S	L	Z	R	Price Each
27NCUV451790MMB	3"	1	-	-	3" => 90 mm	0.21	4.33	7.87	5.31	\$ 172.50
27NCUV4517110MMB	3 1/2"	1	-	-	3 1/2" => 110 mm	0.26	5.91	8.58	6.50	\$ 172.50
27NCUV4517125MMB	4"	1	-	-	4" => 125 mm	0.29	5.91	8.98	7.09	\$ 172.50
27NCUV4517160MMB	6"	1	-	-	6" => 160 mm	0.37	5.91	9.80	9.45	\$ 230.00
27NCUV4517200MMB	8"	1	-	-	8" => 200 mm	0.47	5.91	10.79	11.81	\$ 350.00
27NCUV4517250MMB	10"	1	-	-	10" => 250 mm	0.58	9.84	16.22	14.76	\$ 550.00
27NCUV4517315MMB	12"	1	36.300	-	12" => 315 mm	0.74	11.81	19.61	18.62	\$ 530.00
27NCUV4517355MMB	14"	1	48.400	-	14" => 355 mm	0.83	11.81	20.47	20.98	\$ 705.00
27NCUV4517400MMB	16"	1	60.500	-	16" => 400 mm	0.93	11.81	21.57	23.62	\$ 880.00



MOLDED TEE LONG SPIGOT - SDR 11

Material: PP-RCT
Range: $\varnothing 2'' \div \varnothing 10''$
Notes: For butt fusion or electrofusion welding

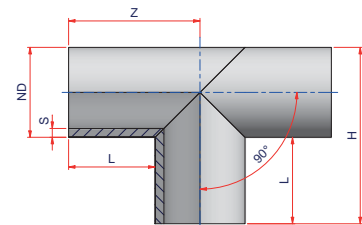


Code	Size	Carton Q.ty	Weight lb/p.	Volume ft ³ /p.	ND	S	L1	L2	H	Price Each
27NTUV1163MM	2"	35	0,918	0,0022	2" => 63 mm	0.23	2.76	4.72	6.06	\$ 33.00
27NTUV1175MM	2 ½"	20	1,375	0,0040	2 ½" => 75 mm	0.27	2.95	5.12	6.73	\$ 60.50
27NTUV1190MM	3"	15	2,061	0,0053	3" => 90 mm	0.32	3.54	5.85	7.76	\$ 104.50
27NTUV11110MM	3 ½"	9	3,349	0,0088	3 ½" => 110 mm	0.39	3.43	6.30	8.70	\$ 126.50
27NTUV11125MM	4"	5	4,972	0,0160	4" => 125 mm	0.45	3.74	7.28	9.84	\$ 159.50
27NTUV11160MM	6"	24	9,533	0,0212	6" => 160 mm	0.58	4.33	8.54	11.93	\$ 231.00
27NTUV11200MM	8"	10	15,400	0,0508	8" => 200 mm	0.72	4.61	9.84	14.06	\$ 528.00
27NTUV11250MM	10"	1	-	-	10" => 250 mm	0.89	5.83	12.04	17.51	POA



SEGMENTED TEE LONG SPIGOT - SDR 11

Material: PP-RCT
Range: $\varnothing 12'' \div \varnothing 16''$
Notes: For butt fusion or electrofusion welding

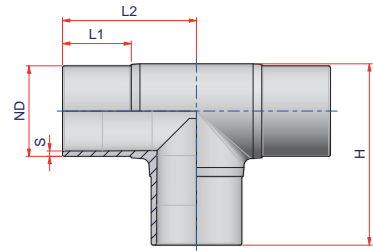


Code	Size	Carton Q.ty	Weight lb/p.	Volume ft ³ /p.	ND	S	L	Z	H	Price Each
27NTUV11315MMB	12"	1	31.350	-	12" => 315 mm	0.74	11.81	18.11	24.31	\$ 1,325.00
27NTUV11355MMB	14"	1	41.800	-	14" => 355 mm	0.83	11.81	18.90	25.89	\$ 2,070.00
27NTUV11400MMB	16"	1	48.400	-	16" => 400 mm	0.93	11.81	19.69	27.56	\$ 2,760.00



MOLDED TEE LONG SPIGOT - SDR 17

Material: PP-RCT
Range: $\varnothing 2'' \div \varnothing 10''$
Notes: For butt fusion or electrofusion welding

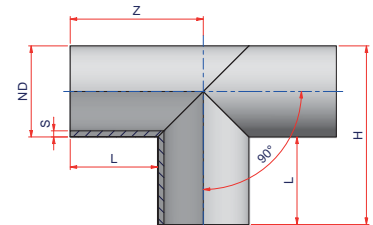


Code	Size	Carton Q.ty	Weight lb/p.	Volume ft ³ /p.	ND	S	L1	L2	H	Price Each
27NTUV1763MM	2"	30	0,843	0,0026	2" => 63 mm	0.15	2.76	4.72	4.72	\$ 30.25
27NTUV1775MM	2 1/2"	20	1,067	0,0040	2 1/2" => 75 mm	0.18	2.95	5.12	5.12	\$ 55.00
27NTUV1790MM	3"	16	1,581	0,0050	3" => 90 mm	0.21	3.54	5.85	5.85	\$ 93.50
27NTUV17110MM	3 1/2"	9	2,779	0,0088	3 1/2" => 110 mm	0.26	3.43	6.30	6.30	\$ 110.00
27NTUV17125MM	4"	5	4,840	0,0160	4" => 125 mm	0.29	3.74	7.28	7.28	\$ 137.50
27NTUV17160MM	6"	7	7,700	0,0308	6" => 160 mm	0.37	4.33	8.54	8.27	\$ 209.00
27NTUV17200MM	8"	5	12,980	0,0432	8" => 200 mm	0.47	4.61	9.84	9.84	\$ 412.50
27NTUV17250MM	10"	11	23,100	0,0902	10" => 250 mm	0.47	4.61	9.84	9.84	POA

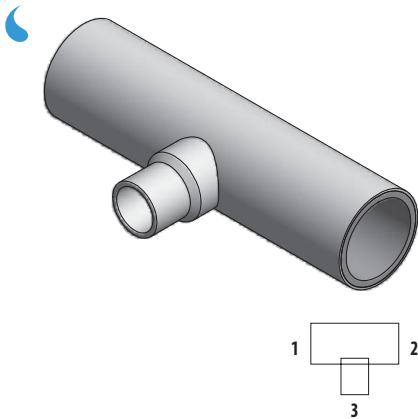


SEGMENTED TEE LONG SPIGOT - SDR 17

Material: PP-RCT
Range: $\varnothing 12'' \div \varnothing 16''$
Notes: For butt fusion or electrofusion welding



Code	Size	Carton Q.ty	Weight lb/p.	Volume ft ³ /p.	ND	S	L	Z	H	Price Each
27NTUV17315MMB	12"	1	-	-	12" => 315 mm	0.74	11.81	18.11	24.31	\$ 1,325.00
27NTUV17355MMB	14"	1	-	-	14" => 355 mm	0.83	11.81	18.9	25.89	\$ 2,070.00
27NTUV17400MMB	16"	1	-	-	16" => 400 mm	0.93	11.81	19.69	27.56	\$ 2,760.00

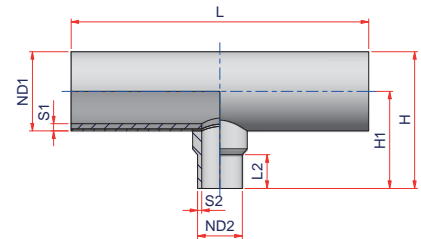


REDUCING TEE LONG SPIGOT SDR 11

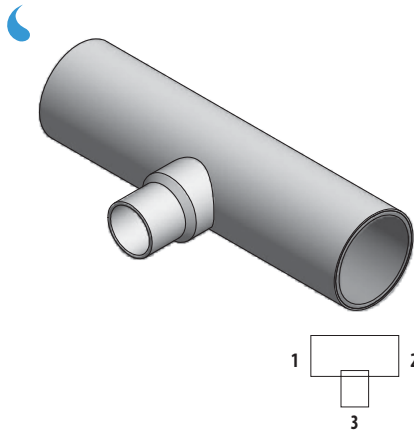
Material: PP-RCT

Range: $\varnothing 6'' \times 6'' \times 2'' \div \varnothing 12'' \times 12'' \times 10''$

Notes: For butt fusion or electrofusion welding



Code	Size (1x2x3)	Carton Qty	Weight lb/p.	ND1	ND2	S1	S2	L1	L2	L	H1	H	Price Each
27NTRUV1116063M160	6" x 6" x 2"	1	-	6" => 160 mm	2" => 63 mm	0.58	0.23	4.58	2.52	13.01	6.69	9.84	\$ 330.00
27NTRUV1116075M160	6" x 6" x 2 1/2"	1	-	6" => 160 mm	2 1/2" => 75 mm	0.58	0.27	4.58	3.23	13.71	7.01	10.16	\$ 357.50
27NTRUV1116090M160	6" x 6" x 3"	1	-	6" => 160 mm	3" => 90 mm	0.58	0.32	4.58	2.95	14.18	6.89	10.04	\$ 385.00
27NTRUV11160110M160	6" x 6" x 3 1/2"	1	-	6" => 160 mm	3 1/2" => 110 mm	0.58	0.39	4.58	3.35	15.35	7.09	10.24	\$ 440.00
27NTRUV11160125M160	6" x 6" x 4"	1	-	6" => 160 mm	4" => 125 mm	0.58	0.45	4.58	3.94	16.05	8.27	11.42	\$ 467.50
27NTRUV1120063M200	8" x 8" x 2"	1	-	8" => 200 mm	2" => 63 mm	0.72	0.23	5.48	2.52	14.81	7.48	11.42	\$ 385.00
27NTRUV1120075M200	8" x 8" x 2 1/2"	1	-	8" => 200 mm	2 1/2" => 75 mm	0.72	0.27	5.48	3.23	15.51	7.80	11.73	\$ 418.00
27NTRUV1120090M200	8" x 8" x 3"	1	-	8" => 200 mm	3" => 90 mm	0.72	0.32	5.48	2.95	15.98	7.68	11.61	\$ 451.00
27NTRUV11200110M200	8" x 8" x 3 1/2"	1	-	8" => 200 mm	3 1/2" => 110 mm	0.72	0.39	5.48	3.35	17.15	7.87	11.81	\$ 484.00
27NTRUV11200125M200	8" x 8" x 4"	1	-	8" => 200 mm	4" => 125 mm	0.72	0.45	5.48	3.94	17.85	9.06	12.99	\$ 517.00
27NTRUV11200160M200	8" x 8" x 6"	1	-	8" => 200 mm	6" => 160 mm	0.72	0.58	5.48	3.78	19.84	9.06	12.99	\$ 550.00
27NTRUV1125063M250	10" x 10" x 2"	1	-	10" => 250 mm	2" => 63 mm	0.89	0.23	6.26	2.52	16.37	8.46	13.39	\$ 605.00
27NTRUV1125075M250	10" x 10" x 2 1/2"	1	-	10" => 250 mm	2 1/2" => 75 mm	0.89	0.27	6.26	3.23	17.07	8.78	13.70	\$ 660.00
27NTRUV1125090M250	10" x 10" x 3"	1	-	10" => 250 mm	3" => 90 mm	0.89	0.32	6.26	2.95	17.54	8.66	13.58	\$ 715.00
27NTRUV11250110M250	10" x 10" x 3 1/2"	1	-	10" => 250 mm	3 1/2" => 110 mm	0.89	0.39	6.26	3.35	18.71	8.86	13.78	\$ 770.00
27NTRUV11250125M250	10" x 10" x 4"	1	-	10" => 250 mm	4" => 125 mm	0.89	0.45	6.26	3.94	19.41	10.04	14.96	\$ 825.00
27NTRUV11250160M250	10" x 10" x 6"	1	-	10" => 250 mm	6" => 160 mm	0.89	0.58	6.26	3.78	21.40	10.04	14.96	\$ 880.00
27NTRUV11250200M250	10" x 10" x 8"	1	-	10" => 250 mm	8" => 200 mm	0.89	0.72	6.26	7.48	22.26	13.78	18.70	\$ 935.00
27NTRUV1131563M315	12" x 12" x 2"	1	-	12" => 315 mm	2" => 63 mm	1.13	0.23	7.50	2.52	18.85	9.74	15.94	\$ 660.00
27NTRUV1131575M315	12" x 12" x 2 1/2"	1	-	12" => 315 mm	2 1/2" => 75 mm	1.13	0.27	7.50	3.23	19.55	10.06	16.26	\$ 715.00
27NTRUV1131590M315	12" x 12" x 3"	1	-	12" => 315 mm	3" => 90 mm	1.13	0.32	7.50	2.95	20.02	9.94	16.14	\$ 770.00
27NTRUV11315110M315	12" x 12" x 3 1/2"	1	-	12" => 315 mm	3 1/2" => 110 mm	1.13	0.39	7.50	3.35	21.19	10.14	16.34	\$ 880.00
27NTRUV11315125M315	12" x 12" x 4"	1	-	12" => 315 mm	4" => 125 mm	1.13	0.45	7.50	3.94	21.89	11.32	17.52	\$ 1,100.00
27NTRUV11315160M315	12" x 12" x 6"	1	-	12" => 315 mm	6" => 160 mm	1.13	0.58	7.50	3.78	23.88	11.32	17.52	\$ 1,320.00
27NTRUV11315200M315	12" x 12" x 8"	1	-	12" => 315 mm	8" => 200 mm	1.13	0.72	7.50	7.48	24.74	15.06	21.26	\$ 1,540.00
27NTRUV11315250M315	12" x 12" x 10"	1	-	12" => 315 mm	10" => 250 mm	1.13	0.89	7.50	7.48	26.87	15.06	21.26	\$ 1,760.00

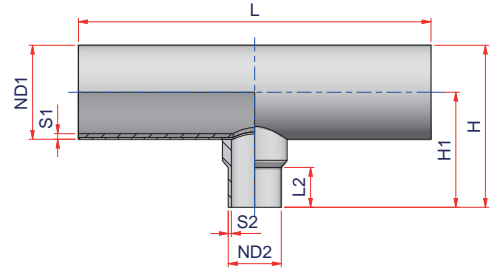


REDUCING TEE LONG SPIGOT SDR 17

Material: PP-RCT

Range: $\varnothing 6'' \times 6'' \times 2'' \div \varnothing 12'' \times 12'' \times 10''$

Notes: For butt fusion or electrofusion welding



Code	Size (1x2x3)	Carton Qty	Weight lb/p.	ND1	ND2	S1	S2	L1	L2	L	H1	H	Price Each
27NTRUV1716063M160	6" x 6" x 2"	1	-	6" => 160 mm	2" => 63 mm	0.37	0.15	4.58	2.52	13.01	6.69	9.84	\$ 220.00
27NTRUV1716075M160	6" x 6" x 2 1/2"	1	-	6" => 160 mm	2 1/2" => 75 mm	0.37	0.18	4.58	3.23	13.71	7.01	10.16	\$ 247.50
27NTRUV1716090M160	6" x 6" x 3"	1	-	6" => 160 mm	3" => 90 mm	0.37	0.21	4.58	2.95	14.18	6.89	10.04	\$ 275.00
27NTRUV17160110M160	6" x 6" x 3 1/2"	1	-	6" => 160 mm	3 1/2" => 110 mm	0.37	0.26	4.58	3.35	15.35	7.09	10.24	\$ 275.00
27NTRUV17160125M160	6" x 6" x 4"	1	-	6" => 160 mm	4" => 125 mm	0.37	0.29	4.58	3.94	16.05	8.27	11.42	\$ 357.50
27NTRUV1720063M200	8" x 8" x 2"	1	-	8" => 200 mm	2" => 63 mm	0.47	0.15	5.48	2.52	14.81	7.48	11.42	\$ 385.00
27NTRUV1720075M200	8" x 8" x 2 1/2"	1	-	8" => 200 mm	2 1/2" => 75 mm	0.47	0.18	5.48	3.23	15.51	7.80	11.73	\$ 418.00
27NTRUV1720090M200	8" x 8" x 3"	1	-	8" => 200 mm	3" => 90 mm	0.47	0.21	5.48	2.95	15.98	7.68	11.61	\$ 451.00
27NTRUV17200110M200	8" x 8" x 3 1/2"	1	-	8" => 200 mm	3 1/2" => 110 mm	0.47	0.26	5.48	3.35	17.15	7.87	11.81	\$ 484.00
27NTRUV17200125M200	8" x 8" x 4"	1	-	8" => 200 mm	5" => 125 mm	0.47	0.29	5.48	3.94	17.85	9.06	12.99	\$ 517.00
27NTRUV17200160M200	8" x 8" x 6"	1	-	8" => 200 mm	6" => 160 mm	0.47	0.37	5.48	3.78	19.84	9.06	12.99	\$ 550.00
27NTRUV1725063M250	10" x 10" x 2"	1	-	10" => 250 mm	2" => 63 mm	0.58	0.15	6.26	2.52	16.37	8.46	13.39	\$ 605.00
27NTRUV1725075M250	10" x 10" x 2 1/2"	1	-	10" => 250 mm	2 1/2" => 75 mm	0.58	0.18	6.26	3.23	17.07	8.78	13.70	\$ 660.00
27NTRUV1725090M250	10" x 10" x 3"	1	-	10" => 250 mm	3" => 90 mm	0.58	0.21	6.26	2.95	17.54	8.66	13.58	\$ 715.00
27NTRUV17250110M250	10" x 10" x 3 1/2"	1	-	10" => 250 mm	=> 110 mm	0.58	0.26	6.26	3.35	18.71	8.86	13.78	\$ 770.00
27NTRUV17250125M250	10" x 10" x 4"	1	-	10" => 250 mm	5" => 125 mm	0.58	0.29	6.26	3.94	19.41	10.04	14.96	\$ 825.00
27NTRUV17250160M250	10" x 10" x 6"	1	-	10" => 250 mm	6" => 160 mm	0.58	0.37	6.26	3.78	21.40	10.04	14.96	\$ 770.00
27NTRUV17250200M250	10" x 10" x 8"	1	-	10" => 250 mm	8" => 200 mm	0.58	0.47	6.26	7.48	22.26	13.78	18.70	\$ 825.00
27NTRUV1731563M315	12" x 12" x 2"	1	-	12" => 315 mm	2" => 63 mm	0.74	0.15	7.50	2.52	18.85	9.74	15.94	\$ 660.00
27NTRUV1731575M315	12" x 12" x 2 1/2"	1	-	12" => 315 mm	2 1/2" => 75 mm	0.74	0.18	7.50	3.23	19.55	10.06	16.26	\$ 715.00
27NTRUV1731590M315	12" x 12" x 3"	1	-	12" => 315 mm	3" => 90 mm	0.74	0.21	7.50	2.95	20.02	9.94	16.14	\$ 770.00
27NTRUV17315110M315	12" x 12" x 3 1/2"	1	-	12" => 315 mm	3 1/2" => 110 mm	0.74	0.26	7.50	3.35	21.19	10.14	16.34	\$ 880.00
27NTRUV17315125M315	12" x 12" x 4"	1	-	12" => 315 mm	4" => 125 mm	0.74	0.29	7.50	3.94	21.89	11.32	17.52	\$ 1,100.00
27NTRUV17315160M315	12" x 12" x 6"	1	-	12" => 315 mm	6" => 160 mm	0.74	0.37	7.50	3.78	23.88	11.32	17.52	\$ 1,210.00
27NTRUV17315200M315	12" x 12" x 8"	1	-	12" => 315 mm	8" => 200 mm	0.74	0.47	7.50	7.48	24.74	15.06	21.26	\$ 1,320.00
27NTRUV17315250M315	12" x 12" x 10"	1	-	12" => 315 mm	10" => 250 mm	0.74	0.58	7.50	7.48	26.87	15.06	21.26	\$ 1,540.00



(A)



(B)



CONCENTRIC REDUCER LONG SPIGOT SDR 11

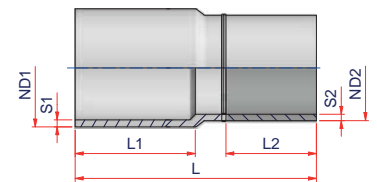
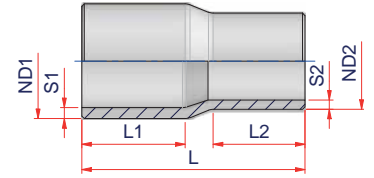
Material: PP-RCT

Range: $\varnothing 2\frac{1}{2}'' \times 1\frac{1}{4}'' \div \varnothing 16'' \times 14''$

Notes: Type A - Injected


Type B - Fabricated fitting + Elongated

For butt fusion or electrofusion welding



Code	Type	Size	Carton Q.ty	Weight lb/p.	Volume ft ³ /p.	ND1	ND2	S1	S2	L1	L2	L	Price Each
27NRUV754011MM	A	2 1/2" x 1 1/4"	20	0.35	0.0370	2 1/2" => 75 mm	1 1/4" => 40 mm	0.27	0.15	2.56	1.89	5.63	\$ 19.50
27NRUV755011MM	A	2 1/2" x 1 1/2"	16	0.34	0.0370	2 1/2" => 75 mm	1 1/2" => 50 mm	0.27	0.18	2.56	1.89	5.55	\$ 19.50
27NRUV756311MM	A	2 1/2" x 2"	12	0.49	0.0423	2 1/2" => 75 mm	2" => 63 mm	0.27	0.23	2.80	2.52	5.90	\$ 19.50
27NRUV905011MM	A	3" x 1 1/2"	18	0.49	0.0328	3" => 90 mm	1 1/2" => 50 mm	0.32	0.18	2.87	2.24	5.98	\$ 38.50
27NRUV906311MM	A	3" x 2"	75	0.47	0.0377	3" => 90 mm	2" => 63 mm	0.32	0.23	2.80	2.24	5.90	\$ 38.50
27NRUV907511MM	A	3" x 2 1/2"	1	0.73	0.0657	3" => 90 mm	2 1/2" => 75 mm	0.32	0.27	3.19	2.84	6.89	\$ 38.50
27NRUV1106311MM	A	3 1/2" x 2"	45	0.76	0.0628	3 1/2" => 110 mm	2" => 63 mm	0.39	0.23	3.35	2.76	6.89	\$ 62.00
27NRUV1107511MM	A	3 1/2" x 2 1/2"	1	-	-	3 1/2" => 110 mm	2 1/2" => 75 mm	0.39	0.27	3.47	2.28	7.28	\$ 62.00
27NRUV1109011MM	A	3 1/2" x 3"	45	0.83	0.0628	3 1/2" => 110 mm	3" => 90 mm	0.39	0.32	3.07	2.76	6.89	\$ 62.00
27NRUV1257511MM	A	4" x 2 1/2"	3	1.25	0.1974	4" => 125 mm	2 1/2" => 75 mm	0.45	0.27	3.62	2.36	7.84	\$ 93.50
27NRUV1259011MM	A	4" x 3"	4	1.43	0.1483	4" => 125 mm	3" => 90 mm	0.45	0.32	3.39	2.76	7.32	\$ 93.50
27NRUV12511011MM	A	4" x 3 1/2"	20	1.27	0.1412	4" => 125 mm	3 1/2" => 110 mm	0.45	0.39	3.50	3.03	7.36	\$ 93.50
27NRUV1609011MM	A	6" x 3"	1	-	-	6" => 160 mm	3" => 90 mm	0.57	0.32	4.21	3.54	9.05	\$ 98.00
27NRUV16011011MM	A	6" x 3 1/2"	12	2.02	0.2355	6" => 160 mm	3 1/2" => 110 mm	0.57	0.39	4.06	3.46	8.46	\$ 98.00
27NRUV16012511MM	A	6" x 4"	12	2.20	0.2355	6" => 160 mm	4" => 125 mm	0.57	0.45	4.02	3.58	8.43	\$ 103.50
27NRUV20016011MM	A	8" x 6"	63	3.78	0.2722	8" => 200 mm	6" => 160 mm	0.72	0.58	4.65	3.98	9.45	\$ 154.00
27NRUV25016011MMB	B	10" x 6"	1	-	-	10" => 250 mm	6" => 160 mm	0.89	0.58	8.35	6.89	18.39	\$ 638.00
27NRUV25020011MMB	B	10" x 8"	1	-	-	10" => 250 mm	8" => 200 mm	0.89	0.72	8.35	7.28	18.78	\$ 770.00
27NRUV31516011MMB	B	12" x 6"	1	-	-	12" => 315 mm	6" => 160 mm	1.13	0.58	12.59	6.89	22.63	\$ 943.00
27NRUV31520011MMB	B	12" x 8"	1	-	-	12" => 315 mm	8" => 200 mm	1.13	0.72	12.59	7.28	23.02	\$ 1,000.00
27NRUV31525011MMB	B	12" x 10"	1	-	-	12" => 315 mm	10" => 250 mm	1.13	0.89	12.59	8.35	24.09	\$ 1,162.00
27NRUV35520011MMB	B	14" x 8"	1	-	-	14" => 355 mm	8" => 200 mm	1.27	0.72	12.59	7.28	23.02	\$ 1,403.00
27NRUV35525011MMB	B	14" x 10"	1	-	-	14" => 355 mm	10" => 250 mm	1.27	0.89	12.59	8.35	24.09	\$ 1,485.00

... follow



CONCENTRIC REDUCER LONG SPIGOT SDR 11

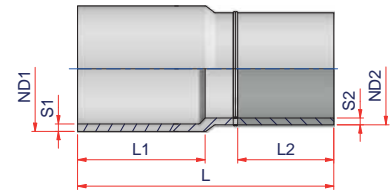
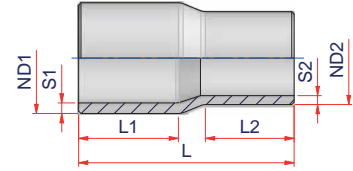
Material: PP-RCT

Range: $\varnothing 2 \frac{1}{2}'' \times 1 \frac{1}{4}'' \div \varnothing 16'' \times 14''$


Notes: Type A - Injected

Type B - Fabricated fitting + Elongated

For butt fusion or electrofusion welding



Code	Type	Size	Carton Q.ty	Weight lb/p.	Volume ft ³ /p.	ND1	ND2	S1	S2	L1	L2	L	Price Each
27NRUV35531511MMB	B	14"x12"	1	-	-	14"=>355 mm	12"=>315 mm	1.27	1.13	12.59	12.59	29.12	\$ 2,035.00
27NRUV40025011MMB	B	16"x10"	1	-	-	16"=>400 mm	10"=>250 mm	1.43	0.89	12.59	8.35	24.88	\$ 2,475.00
27NRUV40031511MMB	B	16"x12"	1	-	-	16"=>400 mm	12"=>315 mm	1.43	1.13	12.59	12.59	29.12	\$ 2,620.00
27NRUV40035511MMB	B	16"x14"	1	-	-	16"=>400 mm	14"=>355 mm	1.43	1.27	12.59	12.59	29.12	\$ 2,690.00



CONCENTRIC REDUCER LONG SPIGOT SDR 17

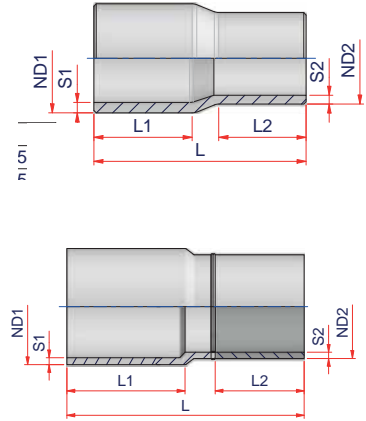
Material: PP-RCT

Range: $\varnothing 2\frac{1}{2}'' \times 1\frac{1}{4}'' \div \varnothing 16'' \times 14''$

Notes: Type A - Injected


Type B - Fabricated fitting + Elongated

For butt fusion or electrofusion welding



Code	Type	Size	Carton Q.ty	Weight lb/p.	Volume ft ³ /p.	ND1	ND2	S1	S2	L1	L2	L	Price Each
27NRUV754017MM	A	2 1/2" x 1 1/4"	16	0.35	0.0370	2 1/2" => 75 mm	1 1/4" => 40 mm	0.18	0.09	2.56	1.89	5.63	\$19.50
27NRUV755017MM	A	2 1/2" x 1 1/2"	16	0.34	0.0370	2 1/2" => 75 mm	1 1/2" => 50 mm	0.18	0.12	2.56	1.89	5.55	\$19.50
27NRUV756317MM	A	2 1/2" x 2"	14	0.35	0.0423	2 1/2" => 75 mm	2" => 63 mm	0.18	0.15	2.80	2.52	5.90	\$19.50
27NRUV905017MM	A	3" x 1 1/2"	18	0.49	0.0328	3" => 90 mm	1 1/2" => 50 mm	0.21	0.12	2.87	2.24	5.98	\$38.50
27NRUV906317MM	A	3" x 2"	75	0.47	0.0377	3" => 90 mm	2" => 63 mm	0.21	0.15	2.80	2.24	5.90	\$38.50
27NRUV907517MM	A	3" x 2 1/2"	1	0.73	0.0657	3" => 90 mm	2 1/2" => 75 mm	0.21	0.18	3.19	2.84	6.89	\$38.50
27NRUV1106317MM	A	3 1/2" x 2"	45	0.76	0.0628	3 1/2" => 110 mm	2" => 63 mm	0.26	0.15	3.35	2.76	6.89	\$62.00
27NRUV1107517MM	A	3 1/2" x 2 1/2"	1	-	-	3 1/2" => 110 mm	2 1/2" => 75 mm	0.26	0.18	3.47	2.28	7.28	\$62.00
27NRUV1109017MM	A	3 1/2" x 3"	45	0.83	0.0628	3 1/2" => 110 mm	3" => 90 mm	0.26	0.21	3.07	2.76	6.89	\$62.00
27NRUV1257517MM	A	4" x 2 1/2"	3	1.25	0.1974	4" => 125 mm	2 1/2" => 75 mm	0.29	0.18	3.62	2.36	7.84	\$93.50
27NRUV1259017MM	A	4" x 3"	4	1.43	0.1483	4" => 125 mm	3" => 90 mm	0.29	0.21	3.39	2.76	7.32	\$93.50
27NRUV12511017MM	A	4" x 3 1/2"	20	1.27	0.1412	4" => 125 mm	3 1/2" => 110 mm	0.29	0.26	3.50	3.03	7.36	\$93.50
27NRUV16011017MM	A	6" x 3 1/2"	12	2.02	0.2355	6" => 160 mm	3 1/2" => 110 mm	0.37	0.26	4.06	3.46	8.46	\$98.00
27NRUV16012517MM	A	6" x 4"	12	2.20	0.2355	6" => 160 mm	4" => 125 mm	0.37	0.29	4.02	3.58	8.43	\$103.50
27NRUV20016017MM	A	8" x 6"	63	3.78	0.2722	8" => 200 mm	6" => 160 mm	0.47	0.37	4.65	3.98	9.45	\$154.00
27NRUV25016017MMB	B	10" x 6"	1	-	-	10" => 250 mm	6" => 160 mm	0.58	0.37	8.35	6.89	18.39	\$638.00
27NRUV25020017MMB	B	10" x 8"	1	-	-	10" => 250 mm	8" => 200 mm	0.58	0.47	8.35	7.28	18.78	\$770.00
27NRUV31516017MMB	B	12" x 6"	1	-	-	12" => 315 mm	6" => 160 mm	0.74	0.37	12.59	6.89	22.63	\$943.00
27NRUV31520017MMB	B	12" x 8"	1	-	-	12" => 315 mm	8" => 200 mm	0.74	0.47	12.59	7.28	23.02	\$1,000.00
27NRUV31525017MMB	B	12" x 10"	1	-	-	12" => 315 mm	10" => 250 mm	0.74	0.58	12.59	8.35	24.09	\$ 1,162.00

... follow



CONCENTRIC REDUCER LONG SPIGOT

SDR 17

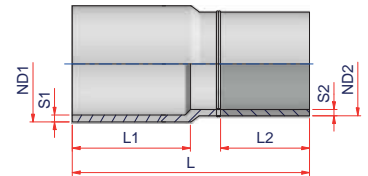
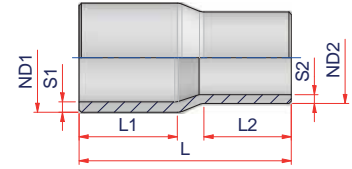
Material: PP-RCT

Range: $\varnothing 2\frac{1}{2}'' \times 1\frac{1}{4}'' \div \varnothing 16'' \times 14''$

Notes: Type A - Injected

Type B - Fabricated fitting + Elongated

For butt fusion or electrofusion welding



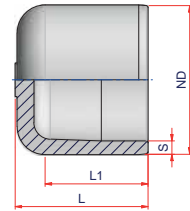
Code	Type	Size	Carton Q.ty	Weight lb/p.	Volume ft ³ /p.	ND1	ND2	S1	S2	L1	L2	L	Price Each
27NRUV35520017MMB	B	14"x8"	1	-	-	14"=>355 mm	8"=>200 mm	0.83	0.47	12.59	7.28	23.02	\$ 1,403.00
27NRUV35525017MMB	B	14"x10"	1	-	-	14"=>355 mm	10"=>250 mm	0.83	0.58	12.59	8.35	24.09	\$ 1,485.00
27NRUV35531517MMB	B	14"x12"	1	-	-	14"=>355 mm	12"=>315 mm	0.83	0.74	12.59	12.59	28.33	\$ 2,035.00
27NRUV40025017MMB	B	16"x10"	1	-	-	16"=>400 mm	10"=>250 mm	0.93	0.58	12.59	8.35	24.09	\$ 2,475.00
27NRUV40031517MMB	B	16"x12"	1	-	-	16"=>400 mm	12"=>315 mm	0.93	0.74	12.59	12.59	28.33	\$ 2,620.00
27NRUV40035517MMB	B	16"x14"	1	-	-	16"=>400 mm	14"=>355 mm	0.93	0.83	12.59	12.59	28.33	\$ 2,690.00

(A)

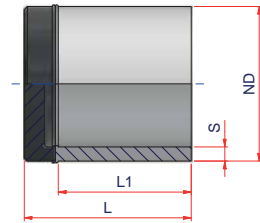


END CAP LONG SPIGOT SDR 11

Material: PP-RCT
Range: $\varnothing 2'' \div \varnothing 16''$



(B)



Code	Type	Size	Carton Q.ty	Weight lb/p.	Volume ft ³ /p.	ND	S	L1	L	Price Each
27NCCUV6311M	A	2"	70	0.232	0.0180	2" => 63 mm	0.23	2.76	3.43	\$ 17.50
27NCCUV7511M	A	2½"	40	0.369	0.0318	2½" => 75 mm	0.27	2.95	3.74	\$ 25.50
27NCCUV9011M	A	3"	30	0.607	0.0706	3" => 90 mm	0.32	3.19	4.13	\$ 57.50
27NCCUV11011M	A	3½"	18	0.999	0.0706	3½" => 110 mm	0.39	3.54	4.69	\$ 69.00
27NCCUV12511M	A	4"	24	1.375	0.1180	4" => 125 mm	0.45	3.74	5.04	\$ 106.00
27NCCUV16011M	A	6"	16	2.633	0.1766	6" => 160 mm	0.58	4.25	5.59	\$ 144.00
27NCCUV20011M	A	8"	24	4.703	0.3178	8" => 200 mm	0.72	5.24	6.77	\$ 161.00
27NCCUV25011MB	B	10"	1	-	-	10" => 250 mm	0.90	8.35	11.50	\$ 518.00
27NCCUV31511MB	B	12"	1	-	-	12" => 315 mm	1.13	12.59	15.74	\$ 1,210.00
27NCCUV35511MB	B	14"	1	-	-	14" => 355 mm	1.27	12.59	15.74	\$ 1,610.00
27NCCUV40011MB	B	16"	1	-	-	16" => 400 mm	1.43	12.59	16.52	\$ 2,130.00

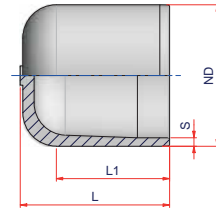
(A)



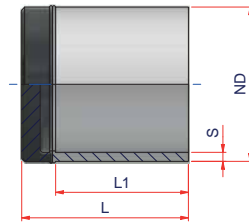
END CAP LONG SPIGOT

SDR 17

Material: PP-RCT
Range: ø2" ÷ ø16"



(B)



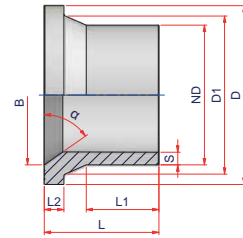
Code	Type	Size	Carton Q.ty	Weight lb/p.	Volume ft ³ /p.	ND	S	L1	L	Price Each
27NCCUV6317M	A	2"	1	-	-	2" => 63 mm	0.15	2.76	3.43	\$ 15.00
27NCCUV7517M	A	2½"	45	0.318	0.0283	2½" => 75 mm	0.18	2.95	3.74	\$ 23.00
27NCCUV9017M	A	3"	30	0.444	0.0424	3" => 90 mm	0.21	3.19	4.13	\$ 52.00
27NCCUV11017M	A	3½"	18	0.868	0.0706	3½" => 110 mm	0.26	3.46	4.57	\$ 63.50
27NCCUV12517M	A	4"	24	0.999	0.1176	4" => 125 mm	0.29	3.74	5.04	\$ 98.00
27NCCUV16017M	A	6"	16	1.843	0.1907	6" => 160 mm	0.37	4.25	5.59	\$ 145.00
27NCCUV20017M	A	8"	24	3.309	0.3178	8" => 200 mm	0.47	5.35	6.65	\$ 161.00
27NCCUV25017MB	B	10"	1	-	-	10" => 250 mm	0.58	8.35	11.50	\$ 460.00
27NCCUV31517MB	B	12"	1	-	-	12" => 315 mm	0.74	12.59	15.74	\$ 1,150.00
27NCCUV35517MB	B	14"	1	-	-	14" => 355 mm	0.83	12.59	15.74	\$ 1,555.00
27NCCUV40017MB	B	16"	1	-	-	16" => 400 mm	0.93	12.59	16.52	\$ 2,015.00

(A)

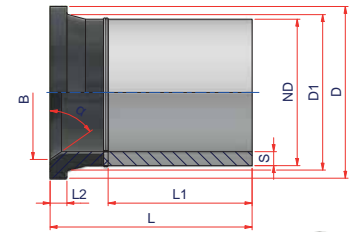


STUB FLANGE LONG SPIGOT SDR 11

Material: PP-RCT
Range: $\varnothing 1\frac{1}{2}'' \div \varnothing 16''$



(B)



Code	Type	Size	Carton Q.ty	Weight lb/p.	Volume ft ³ /p.	ND	S	D	D1	L1	L2	L	B	α	Price Each
27NCRTUV5011	A	1 1/2"	24	0.293	0.0247	1" 1/2 => 50 mm	0.18	3.23	2.35	2.56	0.47	3.81	1.97	55°	\$ 16.50
27NCRTUV6311	A	2"	30	0.469	0.0424	2" => 63 mm	0.23	3.94	2.91	2.95	0.59	4.60	2.48	55°	\$ 21.00
27NCRTUV7511	A	2 1/2"	48	0.665	0.0590	2 1/2" => 75 mm	0.27	4.69	3.43	3.43	0.63	4.95	2.95	55°	\$ 29.00
27NCRTUV9011	A	3"	30	1.203	0.0943	3" => 90 mm	0.32	5.16	4.13	4.06	0.67	5.59	3.54	55°	\$ 41.50
27NCRTUV11011	A	3 1/2"	48	1.627	0.1589	3 1/2" => 110 mm	0.39	6.22	4.92	4.49	0.71	6.26	4.33	55°	\$ 62.00
27NCRTUV12511	A	4"	40	1.727	0.1907	4" => 125 mm	0.45	6.22	5.17	4.80	0.98	7.05	4.72	65°	\$ 75.00
27NCRTUV16011	A	6"	24	3.868	0.3178	6" => 160 mm	0.58	8.35	6.89	4.12	0.94	7.09	6.22	65°	\$ 101.00
27NCRTUV20011	A	8"	12	7.077	0.6357	8" => 200 mm	0.72	10.55	9.06	4.51	1.26	7.39	8.17	65°	\$ 305.00
27NCRTUV25011	A	10"	18	9.717	0.9984	10" => 250 mm	0.9	12.52	10.68	5.20	1.32	8.19	10.20	65°	\$ 400.00
27NCRTUV31511	A	12"	12	13.383	1.4974	12" => 315 mm	1.13	14.57	12.63	5.35	1.77	8.07	12.20	67.5°	\$ 800.00
27NCRTUV35511MB	B	14"	1	-	-	14" => 355 mm	1.27	16.93	13.98	12.59	1.52	18.50	13.31	50°	\$ 2,300.00
27NCRTUV40011MB	B	16"	1	-	-	16" => 400 mm	1.43	18.98	16.02	12.59	1.75	18.69	14.88	55°	\$ 2,665.00



(A)

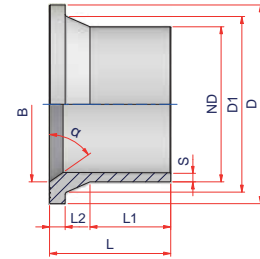


STUB FLANGE LONG SPIGOT

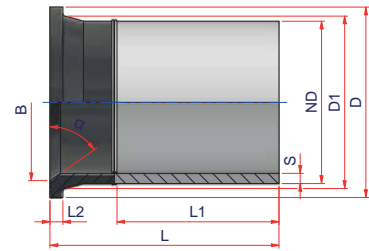
SDR 17

Material: PP-RCT

Range: $\varnothing 2\frac{1}{2}'' \div \varnothing 16''$



(B)



Code	Type	Size	Carton Q.ty	Weight lb/p.	Volume ft ³ /p.	ND	S	D	D1	L1	L2	L	B	α	Price Each
27NCRTUV7517	A	2 ½"	18	0.550	0.0706	2½" => 75 mm	0.18	4.69	3.43	3.31	0.63	4.95	2.95	55°	\$30.00
27NCRTUV9017	A	3"	30	0.880	0.0943	3" => 90 mm	0.21	5.16	4.13	4.06	0.67	5.59	3.54	55°	\$45.00
27NCRTUV11017	A	3 ½"	60	1.375	0.1589	3½" => 110 mm	0.26	6.22	4.92	4.49	0.71	6.26	4.33	55°	\$65.00
27NCRTUV12517	A	4"	40	1.430	0.1907	4" => 125 mm	0.29	6.22	5.15	5.20	0.67	6.73	4.88	55°	\$75.00
27NCRTUV16017	A	6"	24	2.842	0.3178	6" => 160 mm	0.37	8.35	6.89	4.13	0.71	7.08	6.30	65°	\$75.00
27NCRTUV20017	A	8"	12	5.317	0.6357	8" => 200 mm	0.47	10.55	9.06	5.04	1.13	7.76	8.17	65°	\$210.00
27NCRTUV25017	A	10"	18	6.722	0.9984	10" => 250 mm	0.58	12.52	10.68	5.20	1.32	8.19	10.20	70°	\$285.00
27NCRTUV31517	A	12"	12	10.817	1.4974	12" => 315 mm	0.74	14.57	12.63	5.39	1.77	8.07	12.20	67,5°	\$690.00
27NCRTUV35517MB	B	14"	1	-	-	14" => 355 mm	0.83	16.93	13.98	12.59	1.12	18.50	13.31	55°	\$2,025.00
27NCRTUV40017MB	B	16"	1	-	-	16" => 400 mm	0.93	18.98	16.03	12.59	1.24	18.69	14.88	55°	\$2,220.00

2.4. ELECTROFUSION FITTINGS

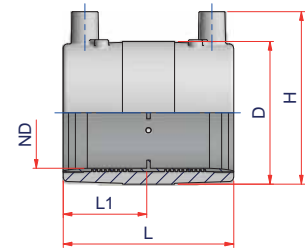


(A)

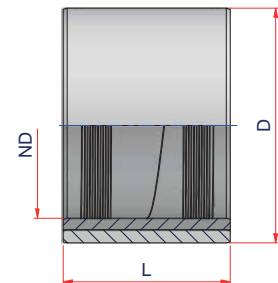


ELECTROFUSION COUPLER SDR 7.3 - SDR 11

Material: PP-RCT
Range: $\varnothing 1'' \div \varnothing 16''$



(B)



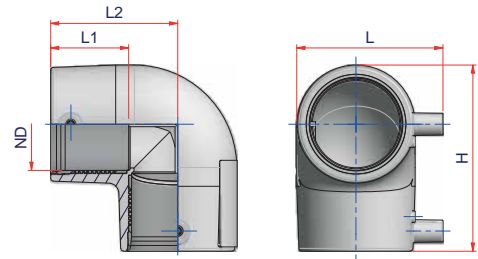
Code	Type	SDR	Size	Carton Q.ty	Weight lb/p.	Volume ft ³ /p.	ND	L1	L	H	D	Price Each
27NMEUV3273	A	7.3	1"	60	0.164	0.0212	1" => 32 mm	1.34	2.76	2.56	1.79	\$ 32.50
27NMEUV4073	A	7.3	1 ¼"	50	0.246	-	1 ¼" => 40 mm	1.61	3.35	2.95	2.17	\$ 37.00
27NMEUV5073	A	7.3	1 ½"	40	0.330	0.0318	1 ½" => 50 mm	1.67	3.47	3.43	2.68	\$ 40.50
27NMEUV6373	A	7.3	2"	30	0.484	0.0424	2" => 63 mm	1.89	3.86	3.86	3.15	\$ 46.00
27NMEUV7573	A	7.3	2 ½"	24	0.752	0.0530	2 ½" => 75 mm	2.40	4.92	4.49	3.86	\$ 55.50
27NMEUV9011	A	11	3"	30	1.111	0.0943	3" => 90 mm	2.84	5.75	5.12	4.45	\$ 75.50
27NMEUV11011	A	11	3 ½"	22	1.460	0.1285	3 ½" => 110 mm	3.03	6.10	5.67	5.35	\$ 95.00
27NMEUV12511	A	11	4"	16	2.200	0.1766	4" => 125 mm	3.23	6.54	6.58	6.16	\$ 126.50
27NMEUV16011	A	11	6"	24	3.300	0.3178	6" => 160 mm	3.41	6.89	7.93	7.48	\$ 161.00
27NMEUV20011	A	11	8"	14	4.777	0.5449	8" => 200 mm	3.60	7.28	9.57	9.13	\$ 259.00
27NMEUV25011	A	11	10"	36	9.533	0.8853	10" => 250 mm	4.17	8.35	11.81	11.65	\$ 518.00
27NMEUV31511	B	11	12"	18	19.322	1.9776	12" => 315 mm	-	12.59	-	15.59	\$ 690.00
27NMEUV35511	B	11	14"	9	45.467	3.9552	14" => 355 mm	-	12.59	-	17.72	\$ 1,440.00
27NMEUV40011	B	11	16"	8	44.248	4.4496	16" => 400 mm	-	12.59	-	19.69	\$ 1,900.00



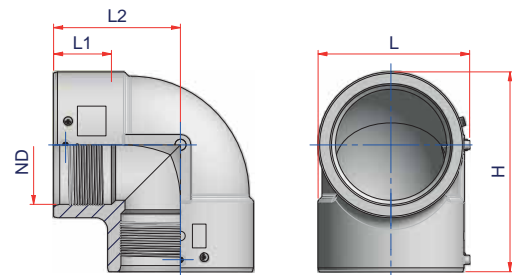
90° ELECTROFUSION ELBOW

Material: PP-RCT
Range: $\varnothing 1'' \div \varnothing 8''$

(A)



(B)



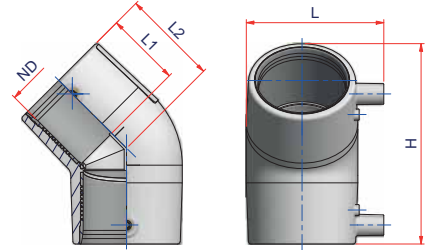
Code	Type	Size	Carton Q.ty	Weight lb/p.	Volume ft ³ /p.	ND	L1	L2	L	H	Price Each
27NGEMUV32	A	1"	30	0.211	0.0222	1" => 32 mm	1.34	2.26	2.52	3.15	\$26.00
27NGEMUV40	A	1 ¼"	40	0.336	0.0318	1" ¼ => 40 mm	1.61	2.56	2.87	3.60	\$28.50
27NGEMUV50	A	1 ½"	30	0.425	0.0424	1" ½ => 50 mm	1.89	3.03	3.31	4.31	\$33.50
27NGEMUV63	A	2"	15	0.924	0.0848	2" => 63 mm	2.09	3.46	3.94	5.08	\$37.00
27NGEMUV75	A	2 ½"	12	0.926	0.1059	2 ½" => 75 mm	2.28	3.82	4.33	5.59	\$45.00
27NGEMUV90	A	3"	14	2.200	0.2016	3" => 90 mm	3.07	4.69	5.24	6.93	\$86.50
27NGEMUV110	A	3 ½"	10	3.135	0.2825	3 ½" => 110 mm	3.27	5.67	6.46	8.43	\$138.00
27NGEMUV125	A	4"	8	4.176	0.3542	4" => 125 mm	3.46	6.20	7.09	9.33	\$230.00
27NGEMUV160	B	6"	12	7.333	0.6357	6" => 160 mm	3.54	6.81	8.21	10.59	\$311.00
27NGEMUV200	B	8"	5	13.103	1.5256	8" => 200 mm	4.04	8.39	9.98	13.15	\$605.00



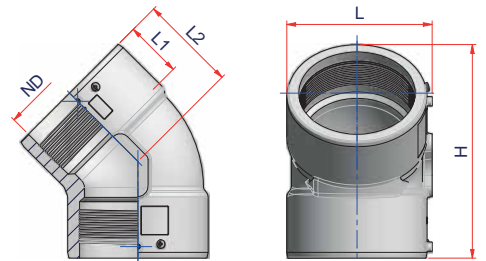
45° ELECTROFUSION ELBOW

Material: PP-RCT
Range: $\varnothing 1'' \div \varnothing 8''$

(A)



(B)



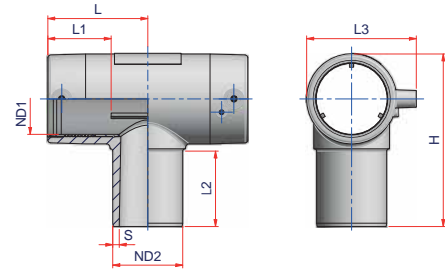
Code	Type	Size	Carton Q.ty	Weight lb/p.	Volume ft ³ /p.	ND	L1	L2	L	H	Price Each
27NCEMUV32	A	1"	30	0.227	0.0222	1" => 32 mm	1.41	1.83	2.54	3.70	\$ 26.00
27NCEMUV40	A	1 ¼"	45	0.306	0.0283	1" ¼ => 40 mm	1.61	2.11	2.95	4.29	\$ 28.50
27NCEMUV50	A	1 ½"	35	0.371	0.0364	1" ½ => 50 mm	1.89	2.46	3.27	5.04	\$ 33.50
27NCEMUV63	A	2"	20	0.789	0.0636	2" => 63 mm	2.13	2.68	3.94	5.75	\$ 37.00
27NCEMUV75	A	2 ½"	14	0.974	0.0908	2" ½ => 75 mm	2.36	3.19	4.43	6.65	\$ 45.00
27NCEMUV90	A	3"	15	1.980	0.1882	3" => 90 mm	2.64	3.82	5.20	8.62	\$ 86.50
27NCEMUV110	A	3 ½"	12	2.613	0.2356	3" ½ => 110 mm	3.19	4.21	5.98	9.49	\$ 138.00
27NCEMUV125	A	4"	8	4.083	0.3542	4" => 125 mm	3.35	4.80	6.18	9.69	\$ 230.00
27NCEMUV160	B	6"	12	6.435	0.6357	6" => 160 mm	3.54	5.28	8.21	11.65	\$ 311.00
27NCEMUV200	B	8"	6	11.871	1.2713	8" => 200 mm	3.84	6.57	9.86	14.49	\$ 605.00



ELECTROFUSION TEE

Material: PP-RCT

Range: $\varnothing 1'' \div \varnothing 6''$



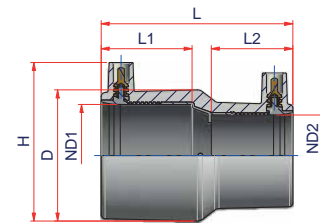
Code	Size	Carton Q.ty	Weight lb/p.	Volume ft ³ /p.	ND1	ND2	S	L1	L2	L3	L	Price Each	
27NTCEUV032	1"	50	0.228	0.0254	1" => 32 mm	1" => 32 mm	0.12	1.48	1.85	2.52	2.17	3.80	\$ 31.50
27NTCEUV040	1 ¼"	30	0.375	0.0424	1 ¼" => 40 mm	1 ¼" => 40 mm	0.15	1.73	2.13	2.91	2.62	4.37	\$ 34.50
27NTCEUV050	1 ½"	20	0.600	0.0636	1 ½" => 50 mm	1 ½" => 50 mm	0.18	1.83	2.40	3.35	3.01	5.26	\$ 42.50
27NTCEUV063	2"	12	1.155	0.1059	2" => 63 mm	2" => 63 mm	0.23	2.24	2.68	3.90	3.54	6.14	\$ 52.00
27NTCEUV075	2 ½"	20	1.650	0.1413	2 ½" => 75 mm	2 ½" => 75 mm	0.27	2.28	2.83	4.41	3.86	7.01	\$ 86.50
27NTCEUV090	3"	10	3.058	0.2825	3" => 90 mm	3" => 90 mm	0.32	2.76	3.31	5.49	4.80	8.23	\$ 115.00
27NTCEUV110	3 ½"	7	4.101	0.4037	3 ½" => 110 mm	3 ½" => 110 mm	0.39	3.27	3.48	6.16	5.67	9.72	\$ 195.00
27NTCEUV125	4"	5	5.698	0.5650	4" => 125 mm	4" => 125 mm	0.45	3.46	3.70	6.85	6.20	10.63	\$ 290.00
27NTCEUV160	6"	8	7.838	0.9535	6" => 160 mm	6" => 160 mm	0.57	3.42	4.13	7.93	5.94	11.93	\$ 375.00



ELECTROFUSION REDUCER

Material: PP-RCT

Range: $\varnothing 1 \frac{1}{4}'' \times 1'' \div \varnothing 2'' \times 1 \frac{1}{2}''$



Code	Size	Carton Q.ty	Weight lb/p.	Volume ft ³ /p.	ND1	ND2	D	L1	L2	L	H	Price Each
27NRDEUV4032	1 ¼"x1"	20	0.253	0.0191	1 ¼" => 40 mm	1" => 32 mm	2.17	1.85	1.65	3.74	2.91	\$ 36.80
27NRDEUV5032	1 ½"x1"	20	0.308	0.0335	1 ½" => 50 mm	1" => 32 mm	2.52	1.95	1.63	3.94	3.35	\$ 40.25
27NRDEUV5040	1 ½"x1 ¼"	10	0.374	0.0293	1 ½" => 50 mm	1 ¼" => 40 mm	2.52	1.95	1.87	4.06	3.35	\$ 40.25
27NRDEUV6332	2"x1"	16	0.474	0.0417	2" => 63 mm	1" => 32 mm	3.21	2.19	1.65	4.65	3.90	\$ 46.00
27NRDEUV6340	2"x1 ¼"	18	0.501	0.0374	2" => 63 mm	1 ¼" => 40 mm	3.21	2.17	1.77	4.65	3.90	\$ 46.00
27NRDEUV6350	2"x1 ½"	18	0.495	0.0371	2" => 63 mm	1 ½" => 50 mm	3.21	2.19	1.97	4.65	3.90	\$ 55.20

2.5. EQUIPMENT



SELF AMALGAMATING TAPE TO PROTECT WELDING BEAD FROM UV

Range: ø2" and ø4"

Code	Length	Width	Notes	Price Each
00TAPE02	75 ft	2"	White colour	\$ 206.25
00TAPE04	50 ft	4"	Black colour	\$ 275.00



EXTERNAL DEBEADER

Code	Size	Price Each
00DEBEADER	6" ÷ 16"	POA



SELF AMALGAMATING WHITE TAPE TO PROTECT WELDING BEAD FROM UV

1. Butt weld the pipe with the standard NIRON welding conditions.
2. Remove the bead using the debader code 00DEBEADER
3. Clean the bead area removing any dust and grease.
4. Stick the tape along the entire circumference, covering the exposed grey PP-RCT area.



3

EQUIPMENT & WELDING UNITS

3.1 EQUIPMENT

(A)



PIPE CUTTER

Material: Metal
Range: ½" ÷ 4"

(B)



Code	Type	Size	Pack.	Weight lb/p	Volume ft ³ /p.	Price Each
00TT1540	A	½" ÷ 1¼"	1	1.320	-	\$ 55.00
19SCUT	B	1½" ÷ 3 ½"	1	2.200	-	\$ 185.00




BEVELING MANUAL TOOL

Material: Plastic - Metal

Range: ½" ÷ 2"

Notes: Manual tool for beveling the ends of plastic pipes for electrofusion, socket fusion, pipe connection



Code	Size	Pack.	Price Each
00SMUSS2063	½" ÷ 2"	1	\$ 118.00



MANUAL SCRAPER

Material: Plastic + Metal
Range: All

Code	Pack.	Weight lb/p	Volume ft ³ /p.	Price Each
00RAM1	10	0.308	0.1716	\$ 45.00



NIRON SOCKET FUSION GAUGE


Material: Plastic
Range: ½" ÷ 4"

Code	Size	Pack.	Weight lb/p	Volume ft ³ /p.	Price Each
00NSFG	½" ÷ 4"	1	-	-	\$ 1.20

(A)



(B)



REVOLVING SCRAPER

Material: Metal
Range: 2½" ÷ 16"

Code	Type	Size	Pack.	Weight lb/p	Volume ft ³ /p.	Price Each
00RAT1A	A	2½" ÷ 6"	1	10.560	0.8596	\$ 1,165.00
00RAT2A	B	8" ÷ 16"	1	18.480	0.9256	\$ 2,025.00

SPARE BLADES FOR SCRAPERS

50LAMARAT1A2A	for 00RAT1A					\$ 165.00
00RATRITLR	for 00RAT2A					\$ 165.00

(A)



REVOLVING SCRAPER

Material: Metal
Range: 1½" ÷ 30"

(B)



(C)



Code	Type	Size	Pack.	Weight lb/p	Volume ft ³ /p.	Price Each
0ORAT1RIT	A	1½" ÷ 6"	1	12.430	0.3904	\$ 3,250.00
0ORAT2RIT	B	2½" ÷ 12"	1	20.240	1.0965	\$ 3,500.00
0ORAT3RIT	C	14" ÷ 30"	1	58.520	5.7351	\$ 10,000.00
SPARE BLADES FOR SCRAPERS						
0ORATRITLR	FOR ALL MODELS					\$ 165.00



ROTARY SCRAPER

Material: Metal

Range: 6" ÷ 12"

The rotary scraper is designed for universal peeling at the pipe end for electrofusion couplings and tees, elbows and electrofusion saddles.

It can scraper PE, PE-RC, PP-RCT and PEX pipes.

Code	Size	Pack.	Weight lb/p	Volume ft ³ /p.	Price Each
00RAT0612	6" ÷ 12"	1	16.00		\$ 8,600.00



MODULAR ROTARY SCRAPER

Material: Metal

Range: 10" ÷ 32"

The rotary scraper is designed for universal peeling at the pipe end for electrofusion couplings and tees, elbows and electrofusion saddles.

It can scraper PE, PE-RC, PP-RCT and PEX pipes.



Code	Size	Pack.	Weight lb/p	Volume ft ³ /p.	Price Each
00RAT10	10" ÷ 32"	1	16.72	-	\$ 13,000.00



TURBO SCRAPER

Material: Metal
Range: ½" ÷ 2"

Code	Size	Pack.	Weight lb/p	Price Each
00RATURB020	½"	1	-	\$ 570.00
00RATURB025	¾"	1	-	\$ 570.00
00RATURB032	1"	1	1.408	\$ 570.00
00RATURB040	1¼"	1	1.804	\$ 630.00
00RATURB050	1½"	1	2.244	\$ 680.00
00RATURB063	2"	1	2.200	\$ 680.00



TURBO SCRAPER KIT

Material: Metal
Range: ½" ÷ 2"
Note: Suitcase including turbo scrapers from ½" to 2", manual scraper

Code	Size	Price Each
00RATURBOKIT	½" ÷ 2"	\$ 4,200.00



MALE/FEMALE DIES FOR HOLE MENDING

Material: Metal

Code	Size holes	Pack.	Weight lb/p	Price Each
00MARP7	0.24"max	1+1	0.220	\$ 135.00
00MARP11	0.40"max	1+1	0.220	\$ 135.00



ALIGNER FOR ELECTROFUSION FITTINGS

Material: Metal
Range: ½" ÷ 16"

Code	Size	Pack.	Weight lb/p	Volume ft ³ /p.	Price Each
00ALL063/4	½" ÷ 2"	1	10.560	0.5933	\$ 800.00
00ALL225/4	1 ½" ÷ 8"	1	45.760	2.2693	\$ 1,400.00
00ALL315/4	10" ÷ 16"	1	191.400	11.9188	\$ 7,000.00

(A)



(B)



(C)



DRILL FOR SADDLES

Material: Metal
Notes: For saddles installation (codes NGS and NGSF)

Code	Type	Size (OUTLET)	Size (MAIN PIPE)	Pack.	Price Each
00FGS254090	A	½" - ¾"	1¼" ÷ 3"	1+1	\$ 210.00
00FGS25110315	A	½" - ¾"	4" ÷ 24"	1+1	\$ 210.00
00FGS3263125	B	1"	2" ÷ 5"	1+1	\$ 210.00
00FGS32160315	C	1"	6" ÷ 24"	1+1	\$ 210.00
00FGS40	C	1¼"	ALL	1+1	\$ 250.00
00FGS50	C	1 ½"	ALL	1+1	\$ 500.00
00FGS63	C	2"	ALL	1+1	\$ 500.00



DIE PAIR FOR INSTABRANCH™ SOCKLET

Material: Metal

Notes: For INSTABRANCH™ side fusion installation (codes NGS, NGSF, NGSFC, NPGS, NPGSCR)

Code	Size (OUTLET)	Size (MAIN PIPE)	Pack.	Saddles code Ref.	Price Each
00MATGS202540	½" - ¾"	1¼"	1+1	27NGS2040 - 27NGS2540 - 27NGSFx124050... - 27NGSFx344050...	\$ 210.00
00MATGS202550	½" - ¾"	1½"	1+1	27NGS2050 - 27NGS2550 - 27NGSFx124050... - 27NGSFx344050...	\$ 210.00
00MATGS202563	½" - ¾"	2"	1+1	27NGS206375 - 27NGS256375 - 27NGSFx126375... - 27NGSFx346375...	\$ 210.00
00MATGS202575	½" - ¾"	2½"	1+1	27NGS206375 - 27NGS256375 - 27NGSFx126375... - 27NGSFx346375...	\$ 210.00
00MATGS202590	½" - ¾"	3"	1+1	27NGS2090110125 - 27NGS2590110125 - 27NGSFx1290110125... - 27NGSFx3490110125...	\$ 210.00
00MATGS2025110	½" - ¾"	3½"	1+1	27NGS2090110125 - 27NGS2590110125 - 27NGSFx1290110125... - 27NGSFx3490110125...	\$ 210.00
00MATGS2025125	½" - ¾"	4"	1+1	27NGS2090110125 - 27NGS2590110125 - 27NGSFx1290110125... - 27NGSFx3490110125...	\$ 210.00
00MATGS2025160	½" - ¾"	6"	1+1	27NGS20160200 - 27NGS25160200 - 27NGSFx12160200... - 27NGSFx34160200...	\$ 210.00
00MATGS2025200	½" - ¾"	8"	1+1	27NGS20160200 - 27NGS25160200 - 27NGSFx12160200... - 27NGSFx34160200...	\$ 210.00
00MATGS2025250	½" - ¾"	10"	1+1	27NGS20250315 - 27NGS25250315 - 27NGSFx12250315... - 27NGSFx34250315...	\$ 210.00
00MATGS2025315	½" - ¾"	12"	1+1	27NGS20250315 - 27NGS25250315 - 27NGSFx12250315... - 27NGSFx34250315...	\$ 210.00
00MATGS2025355630	½" - ¾"	14" ÷ 24"	1+1	27NGS20355630 - 27NGS25355630 - 27NGSFx12355630... - 27NGSFx34355630...	\$ 210.00
00MATGS3263	1"	2"	1+1	27NGS326375 - 27NGSFx016375...	\$ 210.00
00MATGS3275	1"	2½"	1+1	27NGS326375 - 27NGSFx016375...	\$ 210.00
00MATGS3290	1"	3"	1+1	27NGS3290110125 - 27NGSFx0190110125...	\$ 210.00
00MATGS32110	1"	3½"	1+1	27NGS3290110125 - 27NGSFx0190110125...	\$ 210.00
00MATGS32125	1"	4"	1+1	27NGS3290110125 - 27NGSFx0190110125...	\$ 210.00
00MATGS32160	1"	6"	1+1	27NGS32160200 - 27NGSFx01160200...	\$ 210.00
00MATGS32200	1"	8"	1+1	27NGS32160200 - 27NGSFx01160200...	\$ 210.00
00MATGS32250	1"	10"	1+1	27NGS32250315 - 27NGSFx01250315...	\$ 210.00
00MATGS32315	1"	12"	1+1	27NGS32250315 - 27NGSFx01250315...	\$ 210.00
00MATGS32355630	1"	14" ÷ 24"	1+1	27NGS32355630 - 27NGSFx01355630...	\$ 210.00
00MATGS4090	1¼"	3"	1+1	27NGS4090	\$ 220.00
00MATGS40110	1¼"	3½"	1+1	27NGS40110	\$ 220.00
00MATGS40125	1¼"	4"	1+1	27NGS40125	\$ 220.00
00MATGS40160	1¼"	6"	1+1	27NGS40160200	\$ 220.00
00MATGS40200	1¼"	8"	1+1	27NGS40160200	\$ 220.00
00MATGS40250	1¼"	10"	1+1	27NGS40250315	\$ 220.00

follow ...



DIE PAIR FOR INSTABRANCH™ SOCKLET

Material: Metal

Notes: For INSTABRANCH™ side fusion installation (codes NGS, NGSF, NGSFC, NPGS, NPGSCR)

Code	Size (OUTLET)	Size (MAIN PIPE)	Pack.	Saddles code Ref.	Price Each
00MATGS40315	1¼"	12"	1+1	27NGS40250315	\$ 220.00
00MATGS40355630	1¼"	14"÷24"	1+1	27NGS40355630	\$ 220.00
00MATGS5090	1½"	3"	1+1	27NGS5090	\$ 400.00
00MATGS50110	1½"	3½"	1+1	27NGS50110	\$ 400.00
00MATGS50125	1½"	4"	1+1	27NGS50125	\$ 400.00
00MATGS50200	1½"	8"	1+1	27NGS50200	\$ 500.00
00MATGS50250	1½"	10"	1+1	27NGS50250	\$ 500.00
00MATGS50315	1½"	12"	1+1	27NGS50315	\$ 500.00
00MATGS50355450	1½"	14"÷18"	1+1	27NGS50355450	\$ 700.00
00MATGS50500630	1½"	20"÷24"	1+1	27NGS50500630	\$ 900.00
00MATGS63110	2"	3½"	1+1	27NGS63110	\$ 400.00
00MATGS63125	2"	4"	1+1	27NGS63125	\$ 400.00
00MATGS63160	2"	6"	1+1	27NGS63160	\$ 500.00
00MATGS63200	2"	8"	1+1	27NGS63200	\$ 500.00
00MATGS63250	2"	10"	1+1	27NGS63250	\$ 500.00
00MATGS63315	2"	12"	1+1	27NGS63315	\$ 500.00
00MATGS63355450	2"	14"÷18"	1+1	27NGS63355450	\$ 700.00
00MATGS63500630	2"	20"÷24"	1+1	27NGS63500630	\$ 900.00
00MATGS75125	2½"	4"	1+1	27NGS75125	\$ 700.00
00MATGS75160	2½"	6"	1+1	27NGS75160	\$ 700.00
00MATGS75200	2½"	8"	1+1	27NGS75200	\$ 700.00
00MATGS75250	2½"	10"	1+1	27NGS75250	\$ 700.00
00MATGS75315	2½"	12"	1+1	27NGS75315	\$ 700.00
00MATGS75355	2½"	14"	1+1	27NGS75355	\$ 700.00
00MATGS75400	2½"	16"	1+1	27NGS75400	\$ 700.00
00MATGS75450	2½"	18"	1+1	27NGS75450	\$ 700.00
00MATGS75500	2½"	20"	1+1	27NGS75500	\$ 700.00
00MATGS75560	2½"	22"	1+1	27NGS75560	\$ 700.00
00MATGS75630	2½"	24"	1+1	27NGS75630	\$ 700.00

follow ...



DIE PAIR FOR INSTABRANCH™ SOCKLET

Material: Metal

Notes: For INSTABRANCH™ side fusion installation (codes NGS, NGSF, NGSFC, NPGS, NPGSCR)

Code	Size (OUTLET)	Size (MAIN PIPE)	Pack.	Saddles code Ref.	Price Each
00MATGS90160	3"	6"	1+1	27NGS90160	\$ 850.00
00MATGS90200	3"	8"	1+1	27NGS90200	\$ 850.00
00MATGS90250	3"	10"	1+1	27NGS90250	\$ 850.00
00MATGS90315	3"	12"	1+1	27NGS90315	\$ 850.00
00MATGS90355	3"	14"	1+1	27NGS90355	\$ 850.00
00MATGS90400	3"	16"	1+1	27NGS90400	\$ 850.00
00MATGS90450	3"	18"	1+1	27NGS90450	\$ 850.00
00MATGS90500	3"	20"	1+1	27NGS90500	\$ 850.00
00MATGS90560	3"	22"	1+1	27NGS90560	\$ 850.00
00MATGS90630	3"	24"	1+1	27NGS90630	\$ 850.00
00MATGS110125200	3 ½" - 4"	8"	1+1	27NGS110200 - 27NGS125200	\$ 1,200.00
00MATGS110125250	3 ½" - 4"	10"	1+1	27NGS110250 - 27NGS125250	\$ 1,200.00
00MATGS110125315	3 ½" - 4"	12"	1+1	27NGS110315 - 27NGS125315	\$ 1,200.00
00MATGS110125355	3 ½" - 4"	14"	1+1	27NGS110355 - 27NGS125355	\$ 1,200.00
00MATGS110125400	3 ½" - 4"	16"	1+1	27NGS110400 - 27NGS125400	\$ 1,200.00
00MATGS110125450	3 ½" - 4"	18"	1+1	27NGS110450 - 27NGS125450	\$ 1,200.00
00MATGS110125500	3 ½" - 4"	20"	1+1	27NGS110500 - 27NGS125500	\$ 1,200.00
00MATGS110125560	3 ½" - 4"	22"	1+1	27NGS110560 - 27NGS125560	\$ 1,500.00
00MATGS110125630	3 ½" - 4"	24"	1+1	27NGS110630 - 27NGS125630	\$ 1,500.00



PLASTIC TEMPLATE

Material: Metal

Code	Pack.	Weight lb/p	Price Each
00DIMAA	35	0.407	\$ 71.50



EXTENDED TESTING PLUG

Material: Plastic

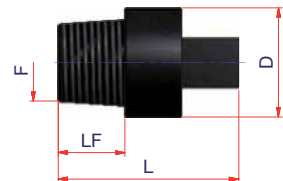


Code	Size	Pack.	Weight lb/p	Volume ft ³ /p.	D1	D2	L	Price Each
00TUN	1/2" - 3/4"	60	0.066	0.0049	1/2"	3/4"	3.46	\$ 3.00



MALE THREADED TESTING PLUG

Material: Plastic



Code	Size	Pack.	Weight lb/p	Volume ft ³ /p.	F	LF	L	D	Price Each
00TF12	1/2"	100	0.035	0.0028	1/2"	0.74	1.89	1.14	\$ 2.75
00TF34	3/4"	100	0.035	0.0032	3/4"	0.74	1.89	1.14	\$ 2.75



PULLING HEAD

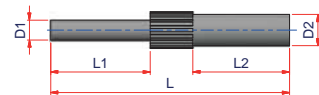
Material: Plastic
Range: 3" ÷ 18"

Code	Size	Pack.	Weight lb/p	Volume ft ³ /p.	Price Each
27NPH090	3"	1	-	-	\$ 300.00
27NPH110	3 ½"	1	-	-	\$ 350.00
27NPH125	4"	1	-	-	\$ 400.00
27NPH160	6"	1	-	-	\$ 450.00
27NPH200	8"	1	-	-	\$ 500.00
27NPH250	10"	1	-	-	\$ 625.00
27NPH315	12"	1	-	-	\$ 800.00
27NPH355	14"	1	-	-	\$ 1,100.00
27NPH400	18"	1	-	-	\$ 1,500.00



REPAIR PLUG

Material: PP-RCT



Code	Pack.	Weight lb/p	Volume ft ³ /p.	D1	D2	L1	L2	L	Price Each
27NCAR711	150	0.014	0.0001	0.28	0.43	1.38	1.38	3.31	\$ 1.00

PIPE DRILLING MACHINE FOR WET TAPS




The drilling machine for high volume branch saddles has special sealed chambers to easily drill both pipes conveying gas or water under pressure and sewage pipes.

Thanks to interchangeable cutters (code 00FFxxx) and adapters (code 00FAxxx) it is possible to drill main pipelines from 3" to 40" with service lines from 2" to 6".

The basic machine is composed of:

1. Long shaft to drill under pressure and non-pressured lines
- 1a. Short shaft for non-pressured drilling
2. Body with threaded shaft, vent valve and safety lock
3. Pressure gauge with valve for pressure measuring and depressurizing
4. Ring nut for cutter holding
5. Seeger ring

Ratchet wrench, milling cutters and adapter are available separately.



WATCH OUR VIDEO INSTRUCTIONS ON OUR [YouTube CHANNEL](#)



Code	Description	Nominal Size (Pipelines) IPS	Nominal Size (Service line) IPS	Weight lb./p.	Volume ft ³ /p.	Price Each
00FP	COMPLETE MACHINE	3" ÷ 40"	2" ÷ 6"	30.800	0.4863	\$ 8,684.00
<i>ACCESSORIES (not included)</i>						
00KPS	SAFETY KIT FOR DRILLING MACHINE (7)					\$ 277.00
00FPWRENCH	WRENCH ¾" USAG 237-D					\$ 745.00
<i>SPARE PARTS</i>						
00FPSHAFTL	LONG SHAFT TO DRILL UNDER PRESSURE AND NON-PRESSURED LINES (1)					\$ 2,011.00
00FPSHAFTS	SHORT SHAFT TO DRILL UNDER PRESSURE AND NON-PRESSURED LINES (1a)					\$ 1,788.00
00FPGUAGE	PRESSURE GAUGE WITH VALVE FOR PRESSURE MEASURING AND DEPRESSURIZING (3)					\$ 448.00
00FPNUT	RING NUT (4)					\$ 88.00
00KITORFP	O'RING KIT (2 ea. SEEGER RING & ELASTIC PLUGS, UPPUER O'RING) (5)					\$ 34.00
00FPBOX1	TRANSPORT CASE (6)					\$ 1,787.00



ADAPTER FOR DRILLING MACHINE

Code	Nominal Size (Service line) IPS	Pack.	Weight lb./p.	Price Each
00FA63	2"	1	3.960	\$ 1,702.00
00FA90	3"	1	7.920	\$ 2,254.00
00FA160	6"	1	12.320	\$ 3,150.00

ITEM CODE CORRECTION



DRILLING CUTTER FOR DRILLING MACHINE

Code	Nominal Size (Service line) IPS	Drilling hole ø	Pack.	Price Each
00FF0632	2"	1.65"	1	\$ 824.00
00FF0903	3"	2.75"	1	\$ 1,007.00
00FF1606	6"	4.92"	1	\$ 1,738.00



ROUNDING CLAMP FOR PIPE

Code	Nominal Size (Service line) IPS	Pack.	Weight lb./p.	Volume ft ³ /p.	Price Each
00AR630	24"	1	41.360	1.5856	\$ 9,700.00



REDUCERS FOR ROUNDING CLAMP

Code	Nominal Size (Service line) IPS	Pack.	Weight lb./p.	Volume ft ³ /p.	Price Each
00ARR250	10"	1+1	6.160	0.1447	\$ 600.00
00ARR315	12"	1+1	19.800	0.5050	\$ 1,700.00
00ARR355	14"	1+1	16.720	0.4873	\$ 1,700.00
00ARR400	16"	1+1	14.520	0.5050	\$ 1,700.00
00ARR450	18"	1+1	12.320	0.5050	\$ 1,700.00
00ARR500	20"	1+1	19.800	0.7698	\$ 2,900.00
00ARR560	22"	1+1	21.560	0.7945	\$ 2,900.00

3.2 WELDING UNITS



MANUAL SOCKET WELDER WITH CASE

Material: Use for HDPE, PP, PP-R, PB, PVDF

Range: ½" ÷ 2"

The machine includes: Socket welder - Fork support - Allen wrench - Pin for sockets & spigots - Die pairs bushings included

Notes: Working temperature 500°F (± 32°F)

Outside temperature range: 23° ÷ 104°F

Dimensions machine body: 4.5"x 1.9"x 12.5"

Code	Size	Pack.	Weight lb/p	Power supply	Bushing included Sizes	Price Each
00NSBEP/110	½" ÷ 1"	1	3.170	110V- 800W	½"- ¾"- 1"	\$1,400.00
00NSBEP63/110	½" ÷ 2"	1	17.600	110V- 800W	½"- ¾"- 1"- 1¼"- 1½"- 2"	\$1,600.00



MANUAL SOCKET WELDER WITH SUPPORT

Material: Use for HDPE, PP, PP-R, PB, PVDF

Range: ½" ÷ 2"

The machine includes: Socket welder - Fork support - Bench vice - Allen wrench - Pin for sockets & spigots - Die pairs bushings NOT included

Notes: Working temperature 500°F (± 32°F)

Outside temperature range: 23° ÷ 104°F

Dimensions machine body: 6"x 1.9"x 14.2"

Code	Size	Pack.	Weight lb/p	Power supply	Price Each
00NPCCE/110	½" ÷ 2"	1	4.010	110V/800 W	\$570.00



MANUAL SOCKET WELDER WITH SUPPORT

Material: Metal

Range: ½" ÷ 5"

The machine includes: Socket welder - Fork support - Bench vice - Allen wrench - Pin for sockets & spigots - Die pairs bushings NOT included

Notes: Working temperature 500°F (± 32°F)

Outside temperature range: 23° ÷ 104°F

Dimensions machine body: 6.8"x 1.9"x 15.5"

Code	Size	Pack.	Weight lb/p	Power supply	Price Each
00NPCCE125/110	½" ÷ 4"	1	8.820	110V/1400 W	\$970.00



MALE/FEMALE DIE PAIR FOR WELDER

Material: Metal

Range: ½" ÷ 5"

Code	Size	Pack.	Weight lb/p	Price Each
00MATRICE20	½"	1+1	0.242	\$79.20
00MATRICE25	¾"	1+1	0.330	\$88.00
00MATRICE32	1"	1+1	0.506	\$101.20
00MATRICE40	1¼"	1+1	0.726	\$110.00
00MATRICE50	1½"	1+1	1.056	\$137.50
00MATRICE63	2"	1+1	1.386	\$170.50
00MATRICE75A	2½"	1+1	2.020	\$200.20
00MATRICE90A	3"	1+1	3.080	\$275.00
00MATRICE110A	3½"	1+1	5.140	\$357.50
00MATRICE125A	4"	1+1	4.880	\$407.00



MANUAL WELDING MACHINE FOR SOCKET FUSION

Material: Use for HDPE, PP, PP-R, PB, PVDF

Range: 2" ÷ 5"

The machine includes: Welding machine body with clamps 2" ÷ 5" - Heater 1400W (R 125 Q TFE)

- Carrying box - Die pairs bushings included

Notes: Working temperature 500°F (± 50°F)

Outside temperature range: 12° ÷ 104°F

Dimensions machine body: 24"x26"x 24"

Code	Size	Pack.	Weight lb/p	Power supply	Price Each
00STL125L/110	2" ÷ 4"	1	59	110V/1400 W	\$17,800.00

CLAMPS FOR WELDING MACHINE *mod. 00STL125L/110*

Material: Use for HDPE, PP, PP-R, PB, PVDF

Range: ½" ÷ 2"

Notes: Optional clamps for 00STL125L/110

Code	Size	Pack.	Weight lb/p	Price Each
00STL125LKIT1202	½" ÷ 2"	1	-	\$1,760.00



MANUAL WELDING MACHINE FOR SOCKET FUSION

Material: Use for HDPE, PP, PP-R, PB, PVDF

Range: ¾" ÷ 5"

The machine includes: Welding machine body with an electronic socket welder - Steel case complete with sockets and spigots from ¾ to 5" and tool kit - Pipe support tripod - Sliding trolley - Die pairs bushings included

Notes: Working temperature 356°F ÷ 536°F

Outside temperature range: 23° ÷ 104°F

Dimensions of machine working: 42"x 33"x 22"

Transport wooden case: 59"x 31"x 51"

Code	Size	Pack.	Weight lb/p	Power supply	Price Each
00STL125/110	¾" ÷ 4"	1	220.000	110V/1400 W	\$27,180.00



SOCKET WELDING MACHINE *BODY & CASE*

Material: Use for HDPE, PP, PP-R, PB, PVDF

Range: 2" ÷ 5"

The machine includes: Welding machine body with clamps and frame and transport case

Dimensions transport case: 21.26"x12.2"x 19.1"

Code	Size	Pack.	Weight machine body (lb/p)	Power supply	Price Each
00STL125JIGBASIC/110	2" ÷ 4"	1	21	110V/1400 W	\$9,300.00



SOCKET WELDING MACHINE *COMPLETE*

Material: Use for HDPE, PP, PP-R, PB, PVDF

Range: 2" ÷ 5"

The machine includes: Welding machine body with clamps and frame - Transport case - Hand socket welding machine - Socket welder fork support - Bench vice - Allen wrench - Pin for sockets & spigots - Die pairs bushings

Notes: Working temperature 500°F (±50°F)

Outside temperature range: 23° ÷ 104°F

Dimensions of machine body and frame: 15.5"x 13.2"x 15"

Dimensions socket welder: 6.8"x 1.9"x 15.5"

Dimensions transport case: 21.2"x12.2"x 19.1"

Dimensions transport case socket welder: 19.2"x13.5"x 6.6"

Code	Size	Pack.	Weight machine body (lb/p)	Weight frame (lb/p)	Weight socket welder (lb/p)	Power supply	Price Each
00STL125JIG/110	2" ÷ 4"	1	21.05	5.5	6.8	110V/1400 W	\$12,100.00

REDUCTION JAWS

Material: Use for HDPE, PP, PP-R, PB, PVDF

Range: ½" ÷ 2"

Notes: Reduction jaws for 00STL125JIG/110 - 00STL125JIGBASIC/110

Code	Size	Pack.	Price Each
00STL125JIGRID1202	½" ÷ 2"	1	\$1,530.00

WELDING SYSTEM FOR SADDLE JOINTS

The special fixing system for welding saddle joints 00STL125UP has been conceived and designed to make manifolds on site, guaranteeing the perpendicularity between drilling and welding. The working range of the main pipe goes from $\varnothing 2''$ to $24''$ and on this it is possible to weld branches from $\varnothing \frac{1}{2}''$ to $5''$. The drilling system guarantees a hole centered at 90° for perfect alignment of the fitting on the entire circumference of the pipe.

TECHNICAL CHARACTERISTICS:

Overall dimensions with drill $20'' \times 15'' \times 11''$

Weight of transport case: 15 lb

Weight of standard equipment and case: 49 lb

Weight of machine body with fixing system and handwheel: 17 lb



BASIC EQUIPMENT SUPPLIED WITH THE WELDING UNIT:

- Fixing column with handwheel
- System of marking of the tube from $\varnothing 2'' \div 24''$
- Pipe fixing chain
- Spindle to fix the fitting
- Adapter for electric screwdriver drill
- Universal feeder
- Transport suitcase

ADDITIONAL EQUIPMENT AND SPARES:

- Polywelder model 00NPCCE125/110 with transport case (available separately)
- Electric screwdriver (not included)
- Adapter for screwdriver drill (spare part available 00R84854650)
- Driver a for hole cutters (spare part available 00R94650100)



Code	Nominal Size (Service line) IPS	Size branch pipe (\varnothing)	Weight lb/p	Volume	Price Each
00STL125UP	$2'' \div 24''$	$\frac{1}{2}'' \div 5''$	50	0,003	POA
RICAMBI / SPARE PARTS					
00R94650100		DRIVER FOR CUP CUTTERS			POA
00R84854650		DRILL ADAPTER			POA

**PELICAN CASE
LIGHT VERSION**



MULTIFUNCTION WELDING UNIT INCORPORATED IN PELICAN CASE WITH BARCODE SCANNER - *LIGHT VERSION*

Incorporated in the most innovative waterproof case (PELI). The case is watertight, waterproof, sand-proof, dust proof and able to with stand harsh environments and shocks. It is certified to withstand temperature rating from -28 to + 194 °F and is in fact the ideal mean of transportation for sensitive devices.

TECHNICAL CHARACTERISTICS:

*Conforms with CE requirements. Conforms with UNI 10566 – MULTIFUNCTION type
Barcode reader conforming with ISO 13950 and manual setting of time and voltage
Illuminated display with 4 lines, 20 characters each
Memory for 10.000 welding cycles
8 Memories with 500 parameters each for pressure tests
Fitting working range up to 40 Amp. maximum peak
Ambient temperature sensor
Power supply: 115V E 50Hz/60Hz
Maximum power: 1500 VA
Minimum power suply: 3 Kw
Output voltage: from 5 to 42 V
Power cable: L= 13.1 ft
Welding cable: L= 13.1 ft
Connectors - ø4 mm (art. 00S8305) with adaptors for ø4.7 mm (00S8203)
Dimensions: 20"x 16"x H 8"
Weight: 35 lb
Degree of protection: IP 54
Working temperature: from 0° to + 131°F*

BASIC EQUIPMENT SUPPLIED WITH THE WELDING UNIT:

- User's handbook on hardware support and quick guide on paper
- USB key (4GB) for data download (welding report and pressure test)
- Integrated shipping box
- Barcode scanner
- Adapters with ø4,7 mm pins

ADDITIONAL EQUIPMENT AND SPARES:

- 00SENS: Pressure test unit

Code	Voltage	Nominal Size (Service line) IPS	Pack.	Weight lb./p.	Volume ft ³ /p.	Price Each
00E9001LP/110	110V	COUPLERS 1/2" ÷ 6" SADDLES ALL SIZES	1	35.00	1.4814	\$4,250.00

PELICAN CASE



MULTIFUNCTION WELDING UNIT INCORPORATED IN PELICAN CASE WITH BARCODE SCANNER

Incorporated in the most innovative waterproof case (PELI). The case is watertight, waterproof, sand-proof, dust proof and able to with stand harsh environments and shocks. It is certified to withstand temperature rating from -28 to + 194 °F and is: in fact the ideal mean of trasportation for sensitive devices.

TECHNICAL CHARACTERISTICS:

*Conforms with CE requirements. Conforms with UNI 10566 – MULTIFUNCTION type
Barcode reader conforming with ISO 13950 and manual setting of time and voltage
Illuminated display with 4 lines, 20 characters each
Memory for 10.000 welding cycles
8 Memories with 500 parameters each for pressure tests
Fitting working range up to 70 Amp. maximum peak
Ambient temperature sensor
Power supply: 230V - 115V 50Hz/60Hz
Maximum power: 2000 VA
Minimum power supply: 4 Kw
Output voltage: from 5 to 42 V
Power cable: L= 13.1 ft
Welding cable: L= 13.1 ft
Connectors - ø4 mm (art. 00S8305) with adaptors for ø4.7 mm (00S8203)
Dimensions: 23.78"x 18.33"x 12.08"
Weight: 44 lb
Degree of protection: IP 54
Working temperature: from 0° to + 131°F*

BASIC EQUIPMENT SUPPLIED WITH THE WELDING UNIT:

- User's handbook on hardware support and quick guide on paper
- USB key (4GB) for data download (welding report and pressure test)
- Integrated shipping box
- Barcode scanner
- Adapters with ø4,7 mm pins

ADDITIONAL EQUIPMENT AND SPARES:

- 00SENS: Pressure test unit

Code	Voltage	Nominal Size (Service line) IPS	Pack.	Weight lb./p.	Volume ft³/p.	Price Each
00E9001P/110	110V	COUPLERS ½" ÷ 16" SADDLES ALL SIZES	1	44.000	3.0471	\$6,750.00
00E9001P/230	230V	COUPLERS ½" ÷ 16" SADDLES ALL SIZE	1	44.000	3.0471	\$6,750.00

**PELICAN CASE
LIGHT VERSION**



Nupi Welding Cloud



BASIC EQUIPMENT SUPPLIED WITH THE WELDING UNIT:

- User's handbook on hardware support and quick guide on paper
- USB key (4GB) for data download (welding report and pressure test)
- Integrated shipping box
- Barcode scanner
- Adapters with $\varnothing 4,7$ mm pins

ADDITIONAL EQUIPMENT AND SPARES:

- 00SENS: Pressure test unit
- 00BCSCAN: Barcode scanner

**MULTIFUNCTION - SMART - WELDING UNIT
INCORPORATED IN PELICAN CASE
- LIGHT VERSION**

A new evolved welding unit as the SMARTWELD associated with the APP 'Nupi Welding Cloud' allows a 360° management of all information related to the construction site, the weld itself, the traceability of the products installed, the mapping using GPS tracking as well all testing activities later.

Incorporated in the most innovative waterproof case (PELI). The case is watertight, waterproof, sand-proof, dust proof and able to withstand harsh environments and shocks. It is certified to withstand temperature rating from -28 to + 194 °F and is in fact the ideal mean of transportation for sensitive devices.

TECHNICAL CHARACTERISTICS:

*Conforms with CE requirements. Conforms with UNI 10566 – MULTIFUNCTION type
Barcode reader conforming with ISO 13950 and manual setting of time and voltage
Illuminated display with 4 lines, 20 characters each
Memory for 10.000 welding cycles
8 Memories with 500 parameters each for pressure tests
Fitting working range up to 40 Amp. maximum peak
Ambient temperature sensor
Power supply: 115V - 50Hz/60Hz
Maximum power: 1500 VA
Minimum power supply: 3 Kw
Output voltage: from 5 to 42 V
Power cable: L= 13.1 ft
Welding cable: L= 13.1 ft
Connectors - $\varnothing 4$ mm (art. 00S8305) with adaptors for $\varnothing 4.7$ mm (00S8203)
Dimensions: 20"x 16"x H 8"
Weight: 35 lb
Degree of protection: IP 54
Working temperature: from 0° to + 131°F*

Code	Voltage	Nominal Size (Service line) IPS	Pack.	Weight lb./p.	Volume ft³/p.	Price Each
00SMARTWEDL/110	110V	COUPLERS ½" ÷ 6" SADDLES ALL SIZES	1	35.00	1.4814	\$ 5,250.00

PELICAN CASE



Nupi Welding Cloud



MULTIFUNCTION - SMART - WELDING UNIT INCORPORATED IN PELICAN CASE

A new evolved welding unit as the SMARTWELD associated with the APP 'Nupi Welding Cloud' allows a 360° management of all information related to the construction site, the weld itself, the traceability of the products installed, the mapping using GPS tracking as well all testing activities later.

Incorporated in the most innovative waterproof case (PELI). The case is watertight, waterproof, sand-proof, dust proof and able to withstand harsh environments and shocks. It is certified to withstand temperature rating from -28 to + 194 °F and is in fact the ideal mean of transportation for sensitive devices.

TECHNICAL CHARACTERISTICS:

Conforms with CE requirements. Conforms with UNI 10566 – MULTIFUNCTION type
Barcode reader conforming with ISO 13950 and manual setting of time and voltage
Illuminated display with 4 lines, 20 characters each
Memory for 10.000 welding cycles
8 Memories with 500 parameters each for pressure tests
Fitting working range up to 70 Amp. maximum peak
Ambient temperature sensor
Power supply: 230V - 115V - 50Hz/60Hz
Maximum power: 2000 VA
Minimum power supply: 4 Kw
Output voltage: from 5 to 42 V
Power cable: L= 13.1 ft
Welding cable: L= 13.1 ft
Connectors - ø4 mm (art. 00S8305) with adaptors for ø4.7 mm (00S8203)
Dimensions: 23.78"x 18.33"x 12.08"
Weight: 44 lb
Degree of protection: IP 54
Working temperature: from 0° to + 131°F

BASIC EQUIPMENT SUPPLIED WITH THE WELDING UNIT:

- User's handbook on hardware support and quick guide on paper
- USB key (4GB) for data download (welding report and pressure test)
- Barcode scanner
- Integrated shipping box
- Adapters with ø4,7 mm pins

ADDITIONAL EQUIPMENT AND SPARES:

- 00SENS: Pressure test unit
- 00BCSCAN: Barcode scanner

Code	Voltage	Nominal Size (Service line) IPS	Pack.	Weight lb./p.	Volume ft³/p.	Price Each
00SMARTWELD/110	110V	COUPLERS ½" ÷ 16" SADDLES ALL SIZE	1	44.00	3.0471	\$ 7,500.00
00SMARTWELD/230	230V	COUPLERS ½" ÷ 16" SADDLES ALL SIZE	1	44.00	3.0471	\$ 7,500.00

**SUPER
LIGHT VERSION**



AUTOMATIC MULTIFUNCTION WELDING UNIT WITH BARCODE SCANNER SUPER LIGHT VERSION

TECHNICAL CHARACTERISTICS:

Conforms with CE requirements. Conforms with UNI 10566 – MULTIFUNCTION type
Barcode reader conforming with ISO 13950 and manual setting of time and voltage
Illuminated display with 4 lines, 20 characters each
Fitting working range up to 20 Amp. maximum peak
Ambient temperature sensor
Power supply: 115V - 50Hz/60Hz
Maximum power: 500 VA
Minimum power: 1,5 Kw
Output voltage: from 5 to 42 V
Power cable: L= 13.1 ft
Welding cable: L= 13.1 ft
Connectors - $\varnothing 4$ mm (art. 00S8305) with adaptors for $\varnothing 4.7$ mm (00S8203)
Dimensions: 8,2"x 4,5"x H 7"
Weight: 16 lb
Degree of protection: IP 54
Working temperature: from 0°F to + 131°F

BASIC EQUIPMENT SUPPLIED WITH THE WELDING UNIT:

- User's handbook on paper
- Barcode scanner
- Adapters with $\varnothing 4,7$ mm pins

ADDITIONAL EQUIPMENT AND SPARES:

- 00BCSCAN: Barcode scanner

Code	Voltage	Nominal Size (Service line) IPS	Pack.	Weight lb./p.	Volume ft ³ /p.	Price Each
00E9001SL/110	110V	COUPLERS $\frac{1}{2}'' \div 2''$ SADDLES WITH OUTLET $\frac{1}{2}'' \div 2''$	1	16.00	0.1412	\$ 3,250.00

LIGHT VERSION

AUTOMATIC MULTIFUNCTION WELDING UNIT WITH BARCODE SCANNER - LIGHT VERSION



TECHNICAL CHARACTERISTICS:

Conforms with CE requirements. Conforms with UNI 10566 – MULTIFUNCTION type
Barcode reader conforming with ISO 13950 and manual setting of time and voltage
Illuminated display with 4 lines, 20 characters each
Memory for 10.000 welding cycles
8 Memories with 500 parameters each for pressure tests
Fitting working range up to 40 Amp. maximum peak
Ambient temperature sensor
Power supply: 115V - 50Hz/60Hz
Maximum power: 1000 VA
Output voltage: from 5 to 42 V
Power cable: L= 13.1 ft
Welding cable: L= 13.1 ft
Connectors - ø4 mm (art. 00S8305) with adaptors for ø4.7 mm (00S8203)
Dimensions: 11"x 12"x H 6"
Weight: 29 lb
Degree of protection: IP 54
Working temperature: from 0°F to + 131°F

BASIC EQUIPMENT SUPPLIED WITH THE WELDING UNIT:

- User's handbook on hardware support and quick guide on paper
- USB key (4GB) for data download (welding report and pressure test)
- Shipping box
- Barcode scanner
- Adapters with ø4,7 mm pins

ADDITIONAL EQUIPMENT AND SPARES:

- 00SENS: Pressure test unit

Code	Voltage	Nominal Size (Service line) IPS	Pack.	Weight lb./p.	Volume ft ³ /p.	Price Each
00E9001L/110	110V	COUPLERS ½" ÷ 6" SADDLES ALL SIZE	1	29.00	0.4583	\$ 3,750.00

AUTOMATIC MULTIFUNCTION WELDING UNIT WITH BARCODE SCANNER



BASIC EQUIPMENT SUPPLIED WITH THE WELDING UNIT

- User's handbook on hardware support and quick guide on paper
- USB key (4GB) for data download (welding report and pressure test)
- Shipping box
- Scanner for barcode input
- Adapters with $\varnothing 4,7$ mm pins

ADDITIONAL EQUIPMENT

- 00GPS: Global Positioning System
- 00SENS: Pressure test unit

TECHNICAL CHARACTERISTICS:

Conforms with CE requirements
 Conforms with UNI 10566 – MULTIFUNCTION type
 Barcode reader conforming with ISO 13950 and manual setting of time and voltage.
 Illuminated display with 4 lines, 20 characters each
 Memory for 10.000 welding cycles
 8 Memories with 500 parameters each for pressure tests
 Fitting working range up to 100 Amp. maximum peak
 Ambient temperature sensor
 Power supply: 230V -115V - 50Hz/60Hz
 Maximum power: 2500 VA
 Output voltage: from 5 to 42 V
 Power cable: L= 13.1 ft
 Welding cable: L= 13.1 ft
 Connectors - $\varnothing 4$ mm (art. 00S8305) with adaptors for $\varnothing 4.7$ mm (00S8203)
 Dimensions: 13"x 18"x 8"H
 Weight: 55.44 lb
 Degree of protection: IP 54
 Working temperature: from 0°F to + 131°F

Code	Voltage	Nominal Size (Service line) IPS	Pack.	Weight lb./p.	Volume ft ³ /p.	Price Each
00E9001/110	110V	$\frac{1}{2}$ " \div 24"	1	55.44	0.1872	\$ 5,750.00
00E9001/230	230V	$\frac{1}{2}$ " \div 24"	1	55.44	0.1872	\$ 5,750.00

3.3 WELDING UNITS - ADDITIONAL EQUIPMENT

(A)



PAIR OF PINS

(B)



(C)



Code	TYPE	Nominal Size	Pack		Price Each
12E8305	A	4 mm Female	1+1	Connectors	\$106.00
12E8203	B	4.0 mm M x 4.7 mm F	1+1	Adapters	\$106.00
12E8306		4 mm Female	1+1	Adapters for Super Light Welding Unit	\$106.00
12E8202	B	4.7 mm M x 4.0 mm F	1+1	Adapters	\$106.00
00CONN44L	C	4 mm Female Long	1+1	Adapters for preinsulated fittings	\$106.00



BARCODE SCANNER

Barcode reading system

Code	Pack	Price Each
00BCSCAN	1	\$323.00



FREIGHT CONDITIONS: All NIRON orders shipped domestically are shipped F.O.B. North American Distribution Location. All NIRON Italy orders shipped from Italy are shipped F.O.B. Busto Arsizio (VA) Italy. Once the material leaves our dock it becomes the property and responsibility of the consignee. If freight is lost, or damaged, all freight claims must be filed by the consignee. When shipping to a job site, freight will be third party billed. CUSTOMERS WILL HAVE ONE WEEK FROM THE DATE OF RECEIPT OF AN ORDER TO REPORT LOST, MISSING OR DAMAGED MATERIALS FROM THE SHIPMENT.

FULL FREIGHT ALLOWANCE: To meet the full freight allowance, NIRON orders must be for immediate complete shipment to one location within the contiguous United States or Canada. Each shipment for a project will be subject to the schedule below based on the amount of the follow-up order (i.e. the amount is not cumulative if follow-up orders are placed for the same project). Shipments to Alaska, Puerto Rico, Hawaii or for export are not freight allowed, except for the mainland portion of the freight. For shipments to Alaska, Hawaii, Puerto Rico or for export, the freight allowances shown below, for qualified items, are for shipment to East Coast, Gulf Coast or West Coast Ports only.

For orders totaling between \$0 and \$30,000 involving fittings-only and/or small equipment, the freight cost will be the actual amount billed. Orders greater than \$30,000 net, involving fittings-only and/or small equipment, will be freight allowed.

For orders totaling between \$0 and \$50,000 involving pipe, the freight cost will be the actual amount billed. Orders greater than \$50,000 net, involving pipe, will be freight allowed.

The above freight terms do not apply to air freight shipments or expedited shipments. Air freight shipments and expedited forms of delivery will be negotiated and agreed to in each circumstance. Customers may alternatively arrange for their own transportation, or may arrange for the freight to be billed to a third party account by specifying this on the purchase order. Next day air orders must be received by 2:00 p.m. EST to be accepted for next day service.

For pipe shipments involving less than standard full package (bag) quantities of any given size, a 10% surcharge shall apply, plus the cost for providing protective packaging and the full transportation cost. For any pipe shipments involving full bag quantities, but less than a full lift quantity, no surcharge shall apply, however Nupi will charge for any and all protective packaging that is required in order to maintain the integrity of the pipe during shipping and allow for shipment by standard over-the-road shipping carriers. For pipe orders that are less than full freight allowed, the full freight cost shall be charged.

The minimum accepted net order amount shall be \$100 in all circumstances. For orders placed that are less than \$100, the net value of the order shall be increased by an amount so that the total order will be billed at \$100 plus the applicable amount for shipping percentage based on \$100 net order value. The customer will have 24 hours after notice of order confirmation to increase the amount or type of parts being ordered to be greater than or equal to \$100 to avoid the paying the surcharge.

PAYMENT TERMS: All invoices are due net 30 days from the date of the invoice, with all Past Due accounts subject to a service charge of 1.5% per month.

RETURN POLICY: All orders are non-cancellable. Pipe is non-returnable. Requests for return of fittings are subject to review and approval by the Nupi Sales Manager. If the return is approved, fittings may be returned up to a maximum 10% of the value of fittings sold on an order, subject to a 35% restocking charge if the fittings are returned in fully resalable condition. Freight cost for the return is not included and must be paid by the company requesting the return. The net value, if the return is approved, will be issued in the form of a credit against future orders.

ORDER ACCEPTANCE: No price list, literature, catalogue, website or other material describing our products is to be construed as an offer to sell same. Orders are subject to acceptance by us at our offices in Houston, TX. Your order, when shipped by us, shall be the complete contract between us, subject to, and incorporating therein, the terms and conditions, herein set forth, and any provisions or terms contained in the order submitted to us that are not consistent with our terms and conditions shall not be valid. Prices and discounts contained in any of our price lists or posted on our website are subject to change without notice.

LIMITED WARRANTY: Nupi Americas warrants that products sold by it which are included in its NIRON Piping System shall be of good materials and workmanship and free from functional defects for a period of thirty (30) years from the date of sale, excepting valves, gaskets and o-rings; products other than pipes and fittings shall be of good materials and workmanship and free from functional defects for a period of one (1) year from the date of sale; provided that such products are properly installed in accordance with the specifications and published instructions of Nupi Americas by qualified installers who have been trained and certified by Nupi Americas or its authorized representatives. These respective warranties shall become immediately null and void if the products to which they apply due to any of the following: (i) are employed in applications not recommended by Nupi Americas; (ii)

are installed by anyone other than an installer trained and certified by Nupi Americas or its authorized representatives; (iii) were installed in a manner which fails to comply with written installation instructions of Nupi Americas; (iv) were installed in a manner that does not comply with common installation or use practices and existing building and plumbing codes and legal requirements; (v) was not at all times used in a manner consistent with its intended use; (vi) was not at all times used in installations and environments acceptable to its material and design specifications; (vii) was modified, altered or repaired by anyone other than the Seller; (viii) was not properly subjected to and passed common testing methods (including pressure testing recommendations of Nupi Americas and the authority having local jurisdiction) immediately after the product's installation and before the product is put into service; (ix) Where installed in direct exposure to UV if the installed NIRON piping system is other than Cool-Pro or Nero. In the event of a system malfunction or leak caused by defective Nupi Americas' warranted materials (and not by incorrect installation, incorrect handling procedures or by jobsite or installation damage), a reasonable amount will be allowed for repair materials and repair labor as long as the amount is pre-approved by Nupi Americas. In order to qualify for a warranty remedy described in the previous sentence, you must contact Nupi Americas in advance and receive a written authorization for this remedy from an authorized Nupi Americas' representative. Repair materials, repair labor and freight expenses not authorized in writing in advance by Nupi Americas in this way will not be compensated. In the event of a leak occurring in a factory manifold, you may contact Nupi Americas for either a free replacement manifold or any parts that are reasonably needed to repair such a leak (freight prepaid). Note that Nupi Americas limits its warranty to its piping, valves and accessories, fittings, manifolds and field connections that are properly made in accordance with the written instructions of Nupi Americas by an installer who is trained and certified by Nupi Americas or its authorized representatives, subject to the other limitations described above. The copper portion of copper transition parts are not included in these warranties and are instead subject to a separate limited lifetime warranty from the original manufacturer that is available upon request.

Evidence of tampering, mishandling, misuse or abuse, neglect, accidental damage, freeze damage or unauthorized repairs that cause damage to Nupi Americas' warranted products will void any warranty coverage for those particular products.

Nupi Americas provides a complete plumbing system offering so that it is possible to complete an installation with Nupi Americas' products. However, it is possible that other manufacturers' piping and/or fittings may be installed in any given installation. Providing that the piping and/or fittings are manufactured to the same ASTM and CSA standards governing Niron's products, and have been certified by a recognized third-party testing agency, the NIRON product in the given installation will continue to be covered under this warranty. In the event of a system malfunction or leak that has other piping and/or fitting manufacturers' components installed within the failed system, Nupi Americas will be responsible only for proven defects in material or workmanship in the Nupi Americas products. Products manufactured by another company should be reported to that manufacturer for its warranty response.

These limited warranties are in lieu of all other warranties, express or implied, including, without limitation, those concerning merchantability or fitness for a particular purpose. These limited warranties are also in lieu of any other possible liabilities of Nupi Americas, whether alleged to have arisen by agreement or by operation of law, respecting the sale, installation, use or function of Nupi Americas' products, including, without limitation, claims of negligence, gross negligence, strict liability or any other tort.

LIMITATION OF LIABILITY: If a claim arises as the result of a product defect, Nupi Americas shall cover losses caused to third parties for property damages and bodily injury or incidental damages in those situations where Nupi America's Liability Insurance Policy provides coverage for such losses, up to the coverage amounts provided in such policy and subject to all of the terms, conditions and exclusions of such policy (Policy ITCANY05134 Issued by Chubb European Group SE).

No person is authorized by Nupi Americas to accept for it any other liability of any kind in connection with the sale or use of products sold and/or marketed by it.

All requests and notices under this Warranty shall be directed to: Nupi Americas, Attn: Customer Service 314 Commerce Parkway, Early Branch, SC 29916; Tel: 803-398-3579, Fax: 803-398-3639

SHIPPING DATES – DELAYS – SHORTAGE CLAIMS: Promises of shipping dates are estimates, and as such, cannot be guaranteed. Nupi Americas will not be liable for any delay in a delivery. Any claims for shipping errors, shortages or defects must be made to Nupi Americas within 24 hours of receipt of the goods. Buyer shall be required to make timely payment to seller of any amount which is undisputed, or not subject to such claims.

TAXES: Any sales or manufacturers' taxes are to be paid by the buyer, including those imposed under any future statutes.



Nupi Americas, Inc.

314 Commerce Parkway
Early Branch - SC 29916 - U.S.A.
ph. +1 803-398-3579
fax: +1 803 398 3639

info@nupiamericas.com
www.nupiamericas.com

