



NIRON

PRODUCT CATALOG 2025 DECEMBER REV

PP-RCT Piping Systems



PRODUCT CATALOG: NIRON USA 2025

ITEM CODE: 27N-PC25-ENG

REVISION: 05

ISSUE DATE: 2025 March 1st (revision Decemeber 2025)

LIS MOD15

INTRODUCTION

THE COMPANY	8
HIGHLIGHTS.....	10
WHO WE ARE	11
APPROVALS.....	11
LEGEND	13

1 NIRON - PP-RCT PIPING SYSTEM

1.1 PIPING16

MULILAYER PIPE SDR 7.4.....	16
MULILAYER PIPE SDR 7.4 (FM APPROVED)	17
MULILAYER PIPE SDR9.....	18
MULILAYER PIPE SDR11	19
MULILAYER PIPE SDR 17.....	22
MULILAYER PIPE SDR 21.....	24
MULILAYER PIPE SDR 26.....	25
MULILAYER PIPE SDR 33.....	26
MONOLAYER FULL PURPLE PIPE.....	27

1.2 SOCKET AND BUTT FUSION FITTINGS28

CROSS OVER PIPE	28
LONG RADIUS 90° ELBOW	29
90° ELBOW SOCKET FUSION.....	29
90° ELBOW MOLDED LONG SPIGOT - SDR 7.4.....	30
90° ELBOW SEGMENTED THREE PIECE - SDR 7.4	30
90° ELBOW SEGMENTED FOUR PIECE - SDR 7.4.....	31
90° ELBOW MOLDED LONG SPIGOT - SDR 9.....	32
90° ELBOW SEGMENTED THREE PIECE - SDR 9.....	32
90° ELBOW SEGMENTED FOUR PIECE - SDR 9.....	33
90° ELBOW MOLDED LONG SPIGOT - SDR 11	34
90° ELBOW SEGMENTED THREE PIECE - SDR 11	35
90° ELBOW SEGMENTED FOUR PIECE - SDR 11.....	35
90° ELBOW ELONGATED - SDR 11.....	36
90° LONG RADIUS ELBOW -SHORT SPIGOT SDR 11	36
90° ELBOW MOLDED LONG SPIGOT - SDR 17	37
90° ELBOW SEGMENTED THREE PIECE - SDR 17	38
90° ELBOW SEGMENTED FOUR PIECE - SDR 17.....	39
90° ELBOW ELONGATED - SDR 17.....	40
90° LONG RADIUS ELBOW -SHORT SPIGOT SDR 17	40
90° ELBOW SEGMENTED THREE PIECE - SDR 21	41
90° ELBOW SEGMENTED FOUR PIECE - SDR 21.....	42
90° ELBOW SEGMENTED THREE PIECE - SDR 26	43
90° ELBOW SEGMENTED FOUR PIECE - SDR 26.....	44
90° ELBOW SEGMENTED THREE PIECE - SDR 33	45
90° ELBOW SEGMENTED FOUR PIECE - SDR 33.....	46
FEMALE THREADED 90° ELBOW	47
MALE THREADED 90° ELBOW	48
45° ELBOW SOCKET FUSION.....	51



INDEX

45° ELBOW MOLDED LONG SPIGOT - SDR 7.4	52
45° ELBOW SEGMENTED TWO PIECE - SDR 7.4	52
45° ELBOW SEGMENTED THREE PIECE - SDR 7.4	53
45° ELBOW MOLDED LONG SPIGOT - SDR 9	54
45° ELBOW SEGMENTED TWO PIECE - SDR 9	54
45° ELBOW SEGMENTED THREE PIECE - SDR 9	55
45° ELBOW MOLDED LONG SPIGOT - SDR 11	56
45° ELBOW SEGMENTED TWO PIECE - SDR 11	56
45° ELBOW SEGMENTED THREE PIECE - SDR 11	57
45° ELBOW MOLDED LONG SPIGOT - SDR 17	58
45° ELBOW SEGMENTED TWO PIECE - SDR 17	58
45° ELBOW SEGMENTED THREE PIECE - SDR 17	59
45° ELBOW SEGMENTED TWO PIECE - SDR 21	60
45° ELBOW SEGMENTED THREE PIECE - SDR 21	61
45° ELBOW SEGMENTED TWO PIECE - SDR 26	62
45° ELBOW SEGMENTED THREE PIECE - SDR 26	63
45° ELBOW SEGMENTED TWO PIECE - SDR 33	64
45° ELBOW SEGMENTED THREE PIECE - SDR 33	65
22.5° ELBOW LONG SPIGOT - SDR 7.4	66
22.5° ELBOW LONG SPIGOT - SDR 9	66
22.5° ELBOW LONG SPIGOT - SDR 11	67
22.5° ELBOW LONG SPIGOT - SDR 17	68
TEE SOCKET FUSION	69
TEE MOLDED LONG SPIGOT - SDR 7.4	70
TEE SEGMENTED - SDR 7.4	70
TEE MOLDED LONG SPIGOT - SDR 9	71
TEE SEGMENTED - SDR 9	71
TEE MOLDED LONG SPIGOT - SDR 11	72
TEE SEGMENTED - SDR 11	72
TEE MOLDED LONG SPIGOT - SDR 17	73
TEE SEGMENTED - SDR 17	73
TEE SEGMENTED - SDR 21	74
TEE SEGMENTED - SDR 26	75
TEE SEGMENTED - SDR 33	76
FEMALE THREADED TEE SOCKET FUSION	77
MALE THREADED TEE SOCKET FUSION	79
REDUCING CROSS SOCKET FUSION	80
REDUCING TEE SOCKET FUSION	81
REDUCING TEE MOLDED LONG SPIGOT - SDR 11	83
REDUCING TEE MOLDED LONG SPIGOT - SDR 17	85
REDUCING TEE LONG SPIGOT - SDR 7.4	87
REDUCING TEE LONG SPIGOT - SDR 9	88
REDUCING TEE LONG SPIGOT - SDR 11	90
REDUCING TEE LONG SPIGOT - SDR 17	92
REDUCING TEE INSTABRANCH LONG SPIGOT - SDR 7.4	95
REDUCING TEE INSTABRANCH LONG SPIGOT - SDR 9	96
REDUCING TEE INSTABRANCH LONG SPIGOT - SDR 11	97
REDUCING TEE INSTABRANCH LONG SPIGOT - SDR 17	99
45° LATERAL WYE LONG SPIGOT - SDR 7.4	101

45° LATERAL WYE LONG SPIGOT - SDR 9.....	101
45° LATERAL WYE LONG SPIGOT - SDR 11.....	102
45° LATERAL WYE LONG SPIGOT - SDR 17.....	102
45° LATERAL WYE LONG SPIGOT - SDR 21.....	103
45° LATERAL WYE LONG SPIGOT - SDR 26.....	104
45° LATERAL WYE LONG SPIGOT - SDR 33.....	105
45° REDUCED LATERAL WYE LONG SPIGOT - SDR 17.....	106
REDUCING BUSHING SOCKET FUSION.....	107
CONCENTRIC REDUCER BUSHING SOCKET FUSION.....	109
CONCENTRIC REDUCER SHORT SPIGOT - SDR 7.4.....	110
CONCENTRIC REDUCER LONG SPIGOT - SDR 7.4.....	111
CONCENTRIC REDUCER SHORT SPIGOT - SDR 9.....	112
CONCENTRIC REDUCER LONG SPIGOT - SDR 9.....	113
CONCENTRIC REDUCER SHORT SPIGOT - SDR 11.....	114
CONCENTRIC REDUCER LONG SPIGOT - SDR 11.....	115
ECCENTRIC REDUCER LONG SPIGOT - SDR 11.....	117
CONCENTRIC REDUCER SHORT SPIGOT - SDR 17.....	118
CONCENTRIC REDUCER LONG SPIGOT - SDR 17.....	120
ECCENTRIC REDUCER LONG SPIGOT - SDR 17.....	122
COUPLING SOCKET FUSION.....	123
FEMALE THREADED ADAPTER SOCKET FUSION.....	124
FEMALE THREADED ADAPTER LONG SPIGOT - SDR 7.4 - 9 - 11.....	125
MALE THREADED ADAPTER SOCKET FUSION.....	128
MALE THREADED ADAPTER LONG SPIGOT - SDR 7.4 - 9 - 11.....	131
PEX ADAPTER SOCKET FUSION.....	132
REDUCING BUSHING SOCKET FUSION.....	132
PEX ADAPTER LONG SPIGOT.....	133
PEX ADAPTER WITH SOCKET ENDS.....	133
EZ-FIT ADAPTER LONG SPIGOT - SDR 11.....	134
COPPER ADAPTER WITH SOCKET ENDS.....	134
COPPER STUB OUT TRANSITION FITTING WITH SOCKET ENDS.....	135
GROOVED MECHANICAL ADAPTER LONG SPIGOT.....	136
PP-RCT THREADED TRANSITION FITTING FOR COLD WATER ONLY.....	137
ALL-PLASTIC UNIONS WITH SOCKET ENDS.....	138
INSTABRANCH WELDING SOCKLET WITH FUSION OUTLET.....	139
INSTABRANCH WELDING SOCKLET WITH FEMALE OUTLET.....	142
INSTAHEADER PEX ADAPTER WITH FUSION OUTLET.....	151
END CAP SOCKET FUSION.....	153
END CAP SHORT SPIGOT - SDR 7.4.....	154
END CAP LONG SPIGOT - SDR 7.4.....	154
END CAP SHORT SPIGOT - SDR 9.....	155
END CAP LONG SPIGOT - SDR 9.....	155
END CAP SHORT SPIGOT - SDR 11.....	156
END CAP LONG SPIGOT - SDR 11.....	157
END CAP SHORT SPIGOT - SDR 17.....	158
END CAP LONG SPIGOT - SDR 17.....	159
STUB FLANGE SOCKET FUSION.....	160
STUB FLANGE LONG SPIGOT - SDR 7.4.....	161



STUB FLANGE LONG SPIGOT - SDR 9 162

STUB FLANGE SHORT SPIGOT - SDR 9 163

STUB FLANGE LONG SPIGOT - SDR 11 164

STUB FLANGE SHORT SPIGOT - SDR 11 165

STUB FLANGE LONG SPIGOT - SDR 17 166

STUB FLANGE SHORT SPIGOT - SDR 17 167

STUB FLANGE SPACER..... 167

STUB FLANGE LONG SPIGOT - SDR 21 168

STUB FLANGE LONG SPIGOT - SDR 26 169

STUB FLANGE LONG SPIGOT - SDR 33 170

BACKING RING AND GASKET 172

'MJ' CAST IRON FLANGE ADAPTER..... 175

ANCHOR POINT 176

1.3 ELECTROFUSION FITTINGS 177

ELECTROFUSION COUPLING 177

ELECTROFUSION 30° ELBOW 179

ELECTROFUSION 45° ELBOW 180

ELECTROFUSION 90° ELBOW 181

ELECTROFUSION REDUCER 182

ELECTROFUSION TEE 183

ELECTROFUSION REDUCED TEE 184

FLEX RESTRAINT MODULAR PIPE STOP 185

HOT TAPPING TEE WITH INTEGRATED VALVE 186

ELECTROLET BRANCH FITTING..... 187

ELECTROLET BRANCH FITTING WITH PEX ADAPTER..... 193

ELECTROLET BRANCH FITTING WITH FEMALE THREADED 199

ELECTROLET BRANCH FITTING WITH MALE THREADED 204

ELECTROLET BRANCH FITTING WITH VALVE PEX ADAPTER 209

ELECTROLET BRANCH FITTING WITH VALVE AND PP-RCT PIPE FOR DRILLING TOOL ... 213

1.4 VALVES 217

PP-RCT UNION VALVE SOCKET FUSION ENDS 217

PP-RCT UNION VALVE SOCKET PP-RCT SPIGOT ENDS 219

PP-RCT UNION VALVE SOCKET PE SPIGOT ENDS 220

PP-RCT UNION VALVE PVC SOLVENT CEMENT JOINT 221

PP-RCT TRUE UNION CONE CHECK VALVE 222

TIGHTENING WRENCH FOR BALL VALVES 222

PE WELDING COLLAR SPIGOT ENDS 223

PP-RCT / BRASS FEMALE ADAPTER NPT THR..... 223

PP-RCT WELDING COLLAR SPIGOT ENDS 224

PP-RCT WELDING COLLAR SOCKET FUSION END 225

WELDING COLLAR PVC SOLVENT CEMENT JOINT 226

WELDING COLLAR PVC SOLVENT CEMENT JOINT W/NPT THREAD 226

CRIMP RING ADAPTER 227

FIXING BRACKET FOR ACTUATORS 227

INSTABRANCH WELDING SOCKLET ADAPTER 227

COMPRESSION FITTING ADAPTER 228

EXTENSION FOR BALL VALVE..... 228

REPALCEMENTE GASKET KIT 229

PPR BALL VALVE FULL BORE..... 230

STANDARD BRASS BALL VALVE..... 230

1.5 COMPRESSION FITTINGS.....232

COUPLING 232

90° ELBOW 233

REDUCER 234

TEE 235

2 NIRON CLIMA COOL-PRO - PIPING SYSTEM FOR UV APPLICATION

2.1 PIPING240

MULILAYER PIPE WITH POWERCORE AND UV BARRIER SDR11 240

MULILAYER PIPE WITH POWERCORE AND UV BARRIER SDR17 241

2.2 SOCKET FUSION FITTINGS242

COUPLER 242

90° ELBOW 242

45° ELBOW 243

TEE 243

PPR/BRASS THREADED TRANSITION FITTING - SDR 11..... 244

2.3 BUTT FUSION FITTINGS245

90° ELBOW MOLDED LONG SPIGOT - SDR 11 245

90° ELBOW SEGMENTED THREE PIECE - SDR 11 245

90° ELBOW SEGMENTED FOUR PIECE - SDR 11..... 246

90° ELBOW MOLDED LONG SPIGOT - SDR 17..... 247

90° ELBOW SEGMENTED THREE PIECE - SDR 17 247

90° ELBOW SEGMENTED FOUR PIECE - SDR 17..... 248

45° ELBOW MOLDED LONG SPIGOT - SDR 11..... 249

45° ELBOW SEGMENTED TWO PIECE - SDR 11 249

90° ELBOW SEGMENTED THREE PIECE - SDR 11 250

45° ELBOW MOLDED LONG SPIGOT - SDR 17..... 251

45° ELBOW SEGMENTED TWO PIECE - SDR 17 251

45° ELBOW SEGMENTED THREE PIECE - SDR 17 252

TEE MOLDED LONG SPIGOT - SDR 11 253

TEE SEGMENTED - SDR 11 253

TEE MOLDED LONG SPIGOT - SDR 17 254

TEE SEGMENTED - SDR 17 254

REDUCING TEE MOLDED LONG SPIGOT - SDR 11..... 255

REDUCING TEE MOLDED LONG SPIGOT - SDR 17..... 255

CONCENTRIC REDUCER MOLDED LONG SPIGOT - SDR 11 259

CONCENTRIC REDUCER MOLDED LONG SPIGOT - SDR 17 261

END CAP LONG SPIGOT SDR 11 263

END CAP LONG SPIGOT SDR 17 264

STUB FLANGE LONG SPIGOT SDR 11..... 265

STUB FLANGE LONG SPIGOT SDR 17..... 266

2.4 ELECTROFUSION FITTINGS267

ELECTROFUSION COUPLER 267

90° ELECTROFUSION ELBOW 268

45° ELECTROFUSION ELBOW 269

ELECTROFUSION TEE	270
ELECTROFUSION REDUCER	270
2.5 EQUIPMENT	272
SELF AMALGAMATING TAPE	272
EXTERNAL DEBEADER	272
3 EQUIPMENT & WELDING UNITS	
3.1 EQUIPMENT	274
PIPE CUTTER	276
BEVELING MANUAL TOOL	276
NIRON SOCKET FUSION GAUGE	277
REVOLVING SCRAPER	277
MALE/FEMALE DIES FOR HOLE MENDING	278
ALIGNER FOR ELECTROFUSION FITTINGS	281
DRILL FOR INSTABRANCHES AND INSTAHEADERS	281
DIE PAIR FOR INSTABRANCHE SOCKLET	282
PLASTIC TEMPLATE	285
EXTENDED TESTING PLUG	285
MALE THR. TESTING PLUG	285
PULLING HEAD	286
REPAIR PLUG	286
PIPE DRILLING MACHINE FOR WET TAPS	287
ADAPTER FOR DRILLING MACHINE	288
DRILLING CUTTER FOR DRILLING MACHINE	288
ROUNDING CLAMP FOR PIPE	289
REDUCERS FOR ROUNDING CLAMP	289
3.2 WELDING UNITS	290
MANUAL SOCKLET WELDER	290
MALE/FEMALE DIE PAIR FOR WELDER	291
MANUAL WELDING MACHINE FOR SOCKET FUSION	292
WELDING SYSTEM FOR SADDLE JOINTS	294
MULTIFUNCTION WELDING UNIT FOR ELECTROFUSION FITTINGS	295
3.3 WELDING UNITS - ADDITIONAL EQUIPMENT	302
PAIR OF PINS	302
BARCODE SCANNER	302
4 TRAINING SECTION	
4.1 TRAINING KIT	303
STANDARD TERMS AND CONDITIONS	312



Production, Operations & Administration Center - NUPI AMERICAS INC. - Early Branch (SC)

Nupi Americas has its roots in Italy through NUPI S.p.A. and GECO System S.p.A. – companies both founded in the **early 1970s** – that merged to become NUPIGECO S.p.A. in 2008. In October 2015, NUPIGECO S.p.A., changed its name to NUPI INDUSTRIE ITALIANE S.p.A.

NUPI INDUSTRIE ITALIANE and Nupi Americas together **develop and manufacture piping systems for use in industrial, sanitary (plumbing), HVAC, waterworks, gas and irrigation markets.** Relying on experience and constant growth, our companies have proven to be cutting edge manufacturers, ready to meet the needs of the market while also protecting the environment.

In 1995, following the completion of an extensive Research and Development program, we introduced a new range of **revolutionary piping systems specifically designed for petroleum, chemical and petrochemical applications.** Since then, two special piping systems made of **High Density Polyethylene (HDPE)** have been marketed worldwide: **SMARTFLEX for the downstream and OILTECH for the upstream.**

ELOFIT is the High Density Polyethylene system of electrofusion fittings and special components for the conveyance of water and gas under pressure. It is suitable for the conveyance and distribution of drinking water and alimentary fluids, fuel and inert gases and for water treatment plants, centralized instead irrigation and sewage systems, fire protection systems and pipe relining.

NIRON is a complete Polypropylene pipe and fitting system for the distribution of hot and cold water in plumbing and air conditioning systems, for the conveyance of drinking water and alimentary fluids, industrial plants and for the transport of compressed air and chemical substances.

The pipes and fittings that compose the NIRON range are manufactured using **Random Copolymer Polypropylene (PP-RCT), a plastic material with a special molecular structure ensuring high mechanical resistance and duration even at high temperatures and pressures.**



Registered Office and Headquarters - Busto Arsizio (VA)



Production Facility - Castel Guelfo di Bologna (BO)



Production Facility - Imola (BO)



Production Facility - Borsano di Busto Arsizio (VA)

More product ranges marketed by Nupi Americas are **ELOPRESS** - a complete range of PP fittings for the distribution of drinking water and alimentary fluids. **ELAMID** - a complete piping system made of Polyamide 12 that satisfies high performance requirements in gas supply applications and **SMARTCONDUIT** - designed to contain electrical and communication cables in high groundwater or hydrocarbon- rich environments.

Our trademarked systems are real **system solutions**, covering a wide range of applications, reducing costs, avoiding waste and increasing productivity. Thanks to their quality, these products have passed many different tests and have **obtained the most prestigious certificates** and listings, in line with the regulations of the five continents for the construction of water and gas networks and systems for the transport of fuels.

Producing better quality and being cost effective is the goal, which is made easier everyday by new technology.

Our companies are **continuously investing in research and development programs**, while strengthening our production systems operated by a sophisticated technology that guarantees the highest quality of products. Our facilities use modern state-of-the-art computer controlled production equipment and methods that **guarantee products of the highest quality together with continuous quality control systems**.

On these solid foundations NUPI INDUSTRIE ITALIANE and Nupi Americas demonstrate leadership throughout the thermoplastic piping industry.

Our customers can rely on the best quality materials and precise manufacture instead, obtained through completely automated production systems and continuous on-time deliveries, resulting in timely deliveries which allow planning to be done in real time.

Customer satisfaction is pursued through high quality products and the constant attention to our customers' needs and requirements and by means of an effective team of people in post-sales service effective and precise technical assistance and intensive training of installers.

Niron Clima All-Pro™ ia a preinsulated system that is based on our advanced Niron PP-RCT piping systems. It is the newest addition to the growing range of products from Nupi Americas and Nupi Industrie Italiane.

State of the Art Products for the transport of liquid and gaseous fluids using systems made of plastic material



Sanitary systems

Heating systems

Water pipelines

Gas pipelines

Irrigation

Transport of food fluids

Air conditioning

Cooling

Industrial installations

Petroleum industry


Chemical industry

Petrochemical industry

Our strengths

- Exports established in more than 70 countries on 5 continents
- Worldwide after-sales assistance
- Recognized technical leader in combined material extrusion and pipe fusion technology
- Production of pipes and fittings from 3/8" to 40"
- Training centers established worldwide

Product certificates: ⁽¹⁾








⁽¹⁾ To find out about the certified product range, please refer to the certificates that can be downloaded from our website nupiamericas.com

NIRON



CARLTON MINNESOTA CHEMICAL PLANT

Code:	Nupi Americas item code
Size:	External diameter
SDR	Standard Nominal Ratio: ratio of pipe outside diameter to wall thickness (d_e/s)
WD	Welding depth - Insertion depth
Pack - Bag - Carton / Qty	Minimum quantity per pack (Packaging can change without any notice due to company needs)
Pallet/Qty:	Quantity per pallet
Weight lb/ft - lb/each:	Item weight per foot/piece
Volume ft³/p:	Item volume - (Cubic feet)
ND	Nominal diameter
Price	Price per foot or per piece All prices shown are in US Dollars
	Suitable for water
	The brass used is SUITABLE for transportation of fluids for human consumption
	The brass used is NOT SUITABLE for transportation of fluids for human consumption (*)
	The stainless steel is SUITABLE for transportation of fluids for human consumption
	Pipes and Fittings FM 1635 Approved (Rated Working Pressure 12.1 bar - 175 PSI) For the updated product range, please refer to the certificate on our website nupiamericas.com

(*) Items with standard brass inserts can be produced with a PP-RCT light grey color

Note: We have made every attempt to report accuracy of the dimensions shown. However, we reserve the right to vary dimensions without notice, as the design of fittings change from time to time. Please consult the factory or your Niron representative for the most current dimensional information regarding the parts shown herein.

NIRON[®]

1

PP-RCT PIPING SYSTEM

1.1. PIPING



NIRON CLIMA PP-RCT PIPE

Pipe structure: Multilayer pipe

Material: PP-RCT + Fiberglass

Color: Grey

Range: ½" ÷ 12"

Packaging: Straight length 20 ft and 40 ft

Notes: Triple layer pipe with **POWERCORE™** middle layer

Applications:



SDR 7.4

Code	Size (Nominal)	SDR	Length (ft)	Volume (ft³)	Bag Qty (ft)	Lift Qty (ft)	Weight (lb/ft)	D (in.)	D (mm)	S min (in.)	Di (in.)
27TNIRCL2073	½"	7.4	20'	0.0867	500'	8,000'	0.11	0.79	20	0.11	0.57
27TNIRCL2573	¾"	7.4	20'	0.1334	500'	8,000'	0.17	0.98	25	0.14	0.71
27TNIRCL3273	1"	7.4	20'	0.2205	300'	5,400'	0.27	1.26	32	0.17	0.91
27TNIRCL4073	1¼"	7.4	20'	0.3423	200'	3,600'	0.5	1.57	40	0.22	1.14
27TNIRCL5073	1½"	7.4	20'	0.539	100'	2,000'	0.78	1.97	50	0.27	1.43
27TNIRCL6373	2"	7.4	20'	0.8542	80'	1,440'	1.21	2.48	63	0.34	1.80
27TNIRCL6373S40	2"	7.4	40'	1.7084	160'	-	1.21	2.48	63	0.34	1.80
27TNIRCL7573	2½"	7.4	20'	1.2087	60'	960'	1.72	2.95	75	0.41	2.14
27TNIRCL7573S40	2½"	7.4	40'	2.4174	120'	-	1.72	2.95	75	0.41	2.14
27TNIRCL9073	3"	7.4	20'	1.7405	40'	640'	2.46	3.54	90	0.48	2.57
27TNIRCL9073S40	3"	7.4	40'	3.481	80'	-	2.46	3.54	90	0.48	2.57
27TNIRCL11073	3½"	7.4	20'	2.604	20'	440'	3.69	4.33	110	0.59	3.14
27TNIRCL11073S40	3½"	7.4	40'	5.208	80'	-	3.69	4.33	110	0.59	3.14
27TNIRCL12573	4"	7.4	20'	3.362	20'	320'	4.72	4.92	125	0.67	3.57
27TNIRCL12573S40	4"	7.4	40'	6.724	40'	-	4.72	4.92	125	0.67	3.57
27TNIRCL16073	6"	7.4	20'	5.5125	20'	220'	7.67	6.30	160	0.86	4.57
27TNIRCL16073S40	6"	7.4	40'	11.025	40'	-	7.67	6.30	160	0.86	4.57
27TNIRCL20073	8"	7.4	20'	8.6023	20'	-	10.43	7.87	200	1.08	5.72
27TNIRCL20073S40	8"	7.4	40'	17.2047	40'	-	10.43	7.87	200	1.08	5.72
27TNIRCL25073	10"	7.4	20'	13.448	20'	-	16.33	9.84	250	1.35	7.15
27TNIRCL25073S40	10"	7.4	40'	26.896	40'	-	16.33	9.84	250	1.35	7.15
27TNIRCL31573	12"	7.4	20'	21.3556	20'	-	25.70	12.40	315	1.70	9.00
27TNIRCL31573S40	12"	7.4	40'	42.7111	40'	-	25.70	12.40	315	1.70	9.00

FM approved items are for unexposed service only as per requirements of FM 1635 1.2.2.1, NFPA 13, NFPA 13D.
They shall be installed with a permanent non-combustible barrier with a minimum 15 minute rating in accordance with ASTM E119.



NIRON CLIMA PP-RCT PIPE

Pipe structure: Multilayer pipe

Material: PP-RCT + Fiberglass

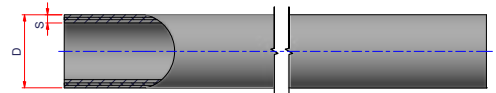
Color: Grey

Range: ¾" ÷ 4"

Packaging: Straight length 20 ft and 40 ft

Notes: Triple layer pipe with **POWERCORE™** middle layer
ETA 3 weeks from PO

Applications:



SDR 7.4

Code	Size (Nominal)	SDR	Length (ft)	Volume (ft³)	Bag Qty (ft)	Lift Qty (ft)	Weight (lb/ft)	D (in.)	D (mm)	S min (in.)	Di (in.)
27TNIRCL2573FM	¾"	7.4	20'	0.1334	500'	8,000'	0.17	0.98	25	0.14	0.71
27TNIRCL3273FM	1"	7.4	20'	0.2205	300'	5,400'	0.27	1.26	32	0.17	0.91
27TNIRCL4073FM	1¼"	7.4	20'	0.3423	200'	3,600'	0.5	1.57	40	0.22	1.14
27TNIRCL5073FM	1½"	7.4	20'	0.539	100'	2,000'	0.78	1.97	50	0.27	1.43
27TNIRCL6373FM	2"	7.4	20'	0.8542	80'	1,440'	1.21	2.48	63	0.34	1.80
27TNIRCL6373S40FM	2"	7.4	40'	1.7084	160'	-	1.21	2.48	63	0.34	1.80
27TNIRCL7573FM	2½"	7.4	20'	1.2087	60'	960'	1.72	2.95	75	0.41	2.14
27TNIRCL7573S40FM	2½"	7.4	40'	2.4174	120'	-	1.72	2.95	75	0.41	2.14
27TNIRCL9073FM	3"	7.4	20'	1.7405	40'	640'	2.46	3.54	90	0.48	2.57
27TNIRCL9073S40FM	3"	7.4	40'	3.481	80'	-	2.46	3.54	90	0.48	2.57
27TNIRCL11073FM	3½"	7.4	20'	2.604	20'	440'	3.69	4.33	110	0.59	3.14
27TNIRCL11073S40FM	3½"	7.4	40'	5.208	80'	-	3.69	4.33	110	0.59	3.14
27TNIRCL12573FM	4"	7.4	20'	3.362	20'	320'	4.72	4.92	125	0.67	3.57
27TNIRCL12573S40FM	4"	7.4	40'	6.724	40'	-	4.72	4.92	125	0.67	3.57



NIRON CLIMA PP-RCT PIPE

Pipe structure: Multilayer pipe

Material: PP-RCT + Fiberglass

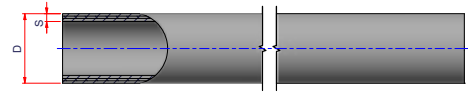
Color: Grey

Range: 1" ÷ 14"

Packaging: Straight length 20 ft and 40 ft

Notes: Triple layer pipe with **POWERCORE™** middle layer

Applications:



SDR 9

Code	Size (Nominal)	SDR	Length (ft)	Volume (ft ³ /stick)	Bag Qty (ft)	Lift Qty (ft)	Weight (lb/ft)	D (in.)	D (mm)	S min (in.)	Di (in.)
27TNIRCL329	1"	9	20'	0.2205	300'	5,400'	0.22	1.26	32	0.14	0.98
27TNIRCL409	1¼"	9	20'	0.3423	200'	3,600'	0.35	1.57	40	0.18	1.22
27TNIRCL509	1½"	9	20'	0.539	200'	2,000'	0.54	1.97	50	0.22	1.53
27TNIRCL639	2"	9	20'	0.8542	80'	1,440'	0.84	2.48	63	0.28	1.92
27TNIRCL639S40	2"	9	40'	1.7084	160'	-	0.84	2.48	63	0.28	1.92
27TNIRCL759	2½"	9	20'	1.2087	60'	960'	1.19	2.95	75	0.33	2.29
27TNIRCL759S40	2½"	9	40'	2.4174	120'	-	1.19	2.95	75	0.33	2.29
27TNIRCL909	3"	9	20'	1.7405	40'	640'	1.71	3.54	90	0.40	2.75
27TNIRCL909S40	3"	9	40'	3.481	80'	-	1.71	3.54	90	0.40	2.75
27TNIRCL1109	3½"	9	20'	2.604	20'	440'	2.54	4.33	110	0.48	3.36
27TNIRCL1109S40	3½"	9	40'	5.208	40'	-	2.54	4.33	110	0.48	3.36
27TNIRCL1259	4"	9	20'	3.362	20'	320'	3.29	4.92	125	0.55	3.82
27TNIRCL1259S40	4"	9	40'	6.724	40'	-	3.29	4.92	125	0.55	3.82
27TNIRCL1609	6"	9	20'	5.5125	20'	220'	5.17	6.30	160	0.70	4.89
27TNIRCL1609S40	6"	9	40'	11.025	40'	-	5.17	6.30	160	0.70	4.89
27TNIRCL2009	8"	9	20'	8.6023	20'	-	7.65	7.87	200	0.87	6.13
27TNIRCL2009S40	8"	9	40'	17.2047	40'	-	7.65	7.87	200	0.87	6.13
27TNIRCL2509	10"	9	20'	13.448	20'	-	11.90	9.84	250	1.09	7.66
27TNIRCL2509S40	10"	9	40'	26.896	40'	-	11.90	9.84	250	1.09	7.66
27TNIRCL3159	12"	9	20'	21.3556	20'	-	18.90	12.40	315	1.38	9.62
27TNIRCL3159S40	12"	9	40'	42.7111	40'	-	18.90	12.40	315	1.38	9.62
27TNIRCL3559	14"	9	20'	27.1445	20'	-	24.05	13.98	355	1.55	10.86
27TNIRCL3559S40	14"	9	40'	54.289	40'	-	24.05	13.98	355	1.55	10.86



NIRON CLIMA PP-RCT PIPE

Pipe structure: Monolayer pipe

Material: PP-RCT

Color: Grey

Range: ¾" and 1"

Packaging: Coil length 500 ft

Notes: others coils measures upon request

Applications:



SDR 11

Code	Size (Nominal)	SDR	Length (ft)	Volume (ft ³ /stick)	Bag Qty (ft)	Lift Qty (ft)	Weight (lb/ft)	D (in.)	S min (in.)	Di (in.)
27TNIRR2511C500	¾"	11	500'	3.7125	6,000'	500	0.16	0.98	0.09	0.80
27TNIRR3211C500	1"	11	500'	6.7142	6,000'	500	0.26	1.26	0.11	1.04



(A)



(B)



NIRON CLIMA PP-RCT PIPE

Pipe structure: Multilayer pipe

Material: PP-RCT + Fiberglass

Color: Grey

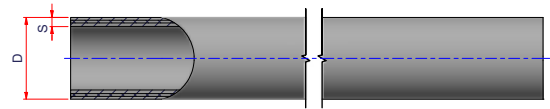
Range: 1¼" ÷ 20"

Packaging: Straight length 20 ft and 40 ft

Notes: Type A - Triple Layer with **POWERCORE™** middle layer

Type B - Single layer with fiberglass added throughout

Applications:



SDR 11

Code	Type	Size (Nominal)	SDR	Length (ft)	Volume (ft ³ /stick)	Bag Qty (ft)	Lift Qty (ft)	Weight (lb/ft)	D (in.)	D (mm)	S min (in.)	Di (in.)
27TNIRCL4011	A	1¼"	11	20'	0.3423	200'	3,600'	0.30	1.57	40	0.15	1.28
27TNIRCL5011	A	1½"	11	20'	0.539	200'	2,000'	0.46	1.97	50	0.18	1.61
27TNIRCL6311	A	2"	11	20'	0.8542	80'	1,440'	0.71	2.48	63	0.23	2.02
27TNIRCL6311S40	A	2"	11	40'	1.7084	160'	-	0.71	2.48	63	0.23	2.02
27TNIRCL7511	A	2½"	11	20'	1.2087	60'	960'	0.99	2.95	75	0.27	2.42
27TNIRCL7511S40	A	2½"	11	40'	2.4174	120'	-	0.99	2.95	75	0.27	2.42
27TNIRCL9011	A	3"	11	20'	1.7405	40'	640'	1.42	3.54	90	0.32	2.90
27TNIRCL9011S40	A	3"	11	40'	3.481	80'	-	1.42	3.54	90	0.32	2.90
27TNIRCL11011	A	3½"	11	20'	2.604	20'	440'	2.12	4.33	110	0.39	3.54
27TNIRCL11011S40	A	3½"	11	40'	5.208	40'	-	2.12	4.33	110	0.39	3.54
27TNIRCL12511	A	4"	11	20'	3.362	20'	320'	2.65	4.92	125	0.45	4.02
27TNIRCL12511S40	A	4"	11	40'	6.724	40'	-	2.65	4.92	125	0.45	4.02
27TNIRCL16011	A	6"	11	20'	5.5125	20'	220'	4.45	6.30	160	0.57	5.15
27TNIRCL16011S40	A	6"	11	40'	11.025	40'	-	4.45	6.30	160	0.57	5.15
27TNIRCL20011	A	8"	11	20'	8.6023	20'	-	6.94	7.87	200	0.72	6.44
27TNIRCL20011S40	A	8"	11	40'	17.2047	40'	-	6.94	7.87	200	0.72	6.44
27TNIRCL25011	A	10"	11	20'	13.448	20'	-	10.71	9.84	250	0.89	8.06
27TNIRCL25011S40	A	10"	11	40'	26.896	40'	-	10.71	9.84	250	0.89	8.06
27TNIRCL31511	A	12"	11	20'	21.3556	20'	-	16.93	12.40	315	1.13	10.15
27TNIRCL31511S40	A	12"	11	40'	42.7111	40'	-	16.93	12.40	315	1.13	10.15
27TNIRCL35511	A	14"	11	20'	27.1445	20'	-	21.46	13.98	355	1.27	11.44

follow ...



(A)



(B)



NIRON CLIMA PP-RCT PIPE

Pipe structure: Multilayer pipe

Material: PP-RCT + Fiberglass

Color: Grey

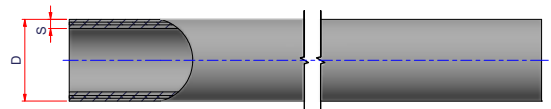
Range: 1¼" ÷ 20"

Packaging: Straight length 20 ft and 40 ft

Notes: Type A - Triple Layer with **POWERCORE™** middle layer


Type B - Single layer with fiberglass added throughout

Applications:



SDR 11

Code	Type	Size (Nominal)	SDR	Length (ft)	Volume (ft ³ /stick)	Bag Qty (ft)	Lift Qty (ft)	Weight (lb/ft)	D (in.)	D (mm)	S min (in.)	Di (in.)
27TNIRCL35511S40	A	14"	11	40'	54.289	40'	-	21.46	13.98	355	1.27	11.44
27TNIRCL40011	A	16"	11	20'	34.4531	20'	-	27.09	15.75	400	1.43	12.89
27TNIRCL40011S40	A	16"	11	40'	68.9063	40'	-	27.09	15.75	400	1.43	12.89
27TNIRCL45011	B	18"	11	20'	43.6109	20'	-	33.57	17.72	450	1.61	14.50
27TNIRCL45011S40	B	18"	11	40'	87.2218	40'	-	33.57	17.72	450	1.61	14.50
27TNIRCL50011	B	20"	11	20'	53.8467	20'	-	41.32	19.69	500	1.79	16.11
27TNIRCL50011S40	B	20"	11	40'	107.6934	40'	-	41.32	19.69	500	1.79	16.11



NIRON CLIMA PP-RCT PIPE

Pipe structure: Multilayer pipe

Material: PP-RCT + Fiberglass

Color: Grey

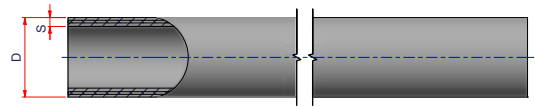
Range: 2" ÷ 24"

Packaging: Straight length 20 ft and 40 ft

Notes: Type A - Triple Layer with **POWERCORE™** middle layer

Type B - Single layer with fiberglass added throughout

Applications:



SDR 17

Code	Type	Size (Nominal)	SDR	Length (ft)	Volume (ft ³ /stick)	Bag Qty (ft)	Lift Qty (ft)	Weight (lb/ft)	D (in.)	D (mm)	S min (in.)	Di (in.)
27TNIRCL6317	A	2"	17	20'	0.8542	80'	1,440'	0.48	2.48	63	0.15	2.18
27TNIRCL6317S40	A	2"	17	40'	1.7084	160'	-	0.48	2.48	63	0.15	2.18
27TNIRCL7517	A	2½"	17	20'	1.2087	60'	960'	0.69	2.95	75	0.18	2.60
27TNIRCL7517S40	A	2½"	17	40'	2.4174	120'	-	0.69	2.95	75	0.18	2.60
27TNIRCL9017	A	3"	17	20'	1.7405	40'	640'	0.98	3.54	90	0.21	3.12
27TNIRCL9017S40	A	3"	17	40'	3.481	80'	-	0.98	3.54	90	0.21	3.12
27TNIRCL11017	A	3½"	17	20'	2.604	20'	440'	1.45	4.33	110	0.26	3.81
27TNIRCL11017S40	A	3½"	17	40'	5.208	40'	-	1.45	4.33	110	0.26	3.81
27TNIRCL12517	A	4"	17	20'	3.362	20'	320'	1.86	4.92	125	0.29	4.34
27TNIRCL12517S40	A	4"	17	40'	6.724	40'	-	1.86	4.92	125	0.29	4.34
27TNIRCL16017	A	6"	17	20'	5.5125	20'	220'	3.04	6.30	160	0.37	5.55
27TNIRCL16017S40	A	6"	17	40'	11.025	40'	-	3.04	6.30	160	0.37	5.55
27TNIRCL20017	A	8"	17	20'	8.6023	20'	-	4.74	7.87	200	0.47	6.94
27TNIRCL20017S40	A	8"	17	40'	17.2047	40'	-	4.74	7.87	200	0.47	6.94
27TNIRCL25017	A	10"	17	20'	13.448	20'	-	7.32	9.84	250	0.58	8.68
27TNIRCL25017S40	A	10"	17	40'	26.896	40'	-	7.32	9.84	250	0.58	8.68
27TNIRCL31517	A	12"	17	20'	21.3556	20'	-	11.60	12.40	315	0.74	10.93
27TNIRCL31517S40	A	12"	17	40'	42.7111	40'	-	11.60	12.40	315	0.74	10.93
27TNIRCL35517	A	14"	17	20'	27.1445	20'	-	14.67	13.98	355	0.83	11.43
27TNIRCL35517S40	A	14"	17	40'	54.289	40'	-	14.67	13.98	355	0.83	11.43
27TNIRCL40017	A	16"	17	20'	34.4531	20'	-	18.55	15.75	400	0.93	12.31

follow ...



(A)



(B)



NIRON CLIMA PP-RCT PIPE

Pipe structure: Multilayer pipe

Material: PP-RCT + Fiberglass

Color: Grey

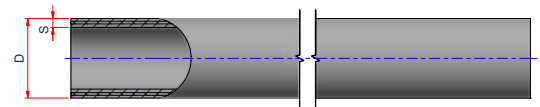
Range: 2" ÷ 24"

Packaging: Straight length 20 ft and 40 ft

Notes: Type A - Triple Layer with **POWERCORE™** middle layer


Type B - Single layer with fiberglass added throughout

Applications:



SDR 17

Code	Type	Size (Nominal)	SDR	Length (ft)	Volume (ft ³ /stick)	Bag Qty (ft)	Lift Qty (ft)	Weight (lb/ft)	D (in.)	D (mm)	S min (in.)	Di (in.)
27TNIRCL40017S40	A	16"	17	40'	68.9063	40'	-	18.55	15.75	400	0.93	12.31
27TNIRCL45017	B	18"	17	20'	43.6109	20'	-	23.41	17.72	450	1.05	15.61
27TNIRCL45017S40	B	18"	17	40'	87.2218	40'	-	23.41	17.72	450	1.05	15.61
27TNIRCL50017	B	20"	17	20'	53.8467	20'	-	28.83	19.69	500	1.17	17.35
27TNIRCL50017S40	B	20"	17	40'	107.6934	40'	-	28.83	19.69	500	1.17	17.35
27TNIRCL56017	B	22"	17	20'	179.7001	20'	-	35.97	22.05	560	1.31	19.43
27TNIRCL56017S40	B	22"	17	40'	359.4003	40'	-	35.97	22.05	560	1.31	19.43
27TNIRCL63017	B	24"	17	20'	286.6507	20'	-	45.43	24.80	630	1.47	21.86
27TNIRCL63017S40	B	24"	17	40'	573.3014	40'	-	45.43	24.80	630	1.47	21.86



NIRON CLIMA PP-RCT PIPE

Pipe structure: Multilayer pipe

Material: PP-RCT + Fiberglass

Color: Grey

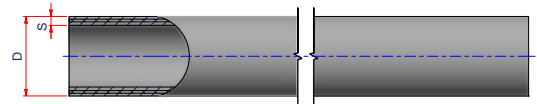
Range: 6" ÷ 32"

Packaging: Straight length 20 ft and 40 ft

Notes: Type A - Triple Layer with **POWERCORE™** middle layer

Type B - Single layer with fiberglass added throughout

Applications:



SDR 21

Code	Type	Size (Nominal)	SDR	Length (ft)	Volume (ft ³ /stick)	Bag Qty (ft)	Lift Qty (ft)	Weight (lb/ft)	D (in.)	D (mm)	S min (in.)	Di (in.)
27TNIRCL16021*	A	6"	21	20'	5.5111	20'	-	2.36	6.3	160	0.3	5.7
27TNIRCL16021S40*	A	6"	21	40'	11.0222	40'	-	2.36	6.3	160	0.3	5.7
27TNIRCL20021*	A	8"	21	20'	8.6111	20'	-	3.73	7.87	200	0.37	7.12
27TNIRCL20021S40*	A	8"	21	40'	17.2223	40'	-	3.73	7.87	200	0.37	7.12
27TNIRCL25021*	A	10"	21	20'	13.4549	20'	-	5.77	9.84	250	0.47	8.91
27TNIRCL25021S40*	A	10"	21	40'	26.9098	40'	-	5.77	9.84	250	0.47	8.91
27TNIRCL31521*	A	12"	21	20'	21.361	20'	-	9.26	12.4	315	0.59	11.22
27TNIRCL31521S40*	A	12"	21	40'	42.722	40'	-	9.26	12.4	315	0.59	11.22
27TNIRCL35521*	A	14"	21	20'	27.1304	20'	-	11.66	13.98	355	0.67	12.65
27TNIRCL35521S40*	A	14"	21	40'	54.2609	40'	-	11.66	13.98	355	0.67	12.65
27TNIRCL40021*	A	16"	21	20'	34.4445	20'	-	14.71	15.75	400	0.75	14.25
27TNIRCL40021S40*	A	16"	21	40'	68.889	40'	-	14.71	15.75	400	0.75	14.25
27TNIRCL45021**	B	18"	21	20'	43.5938	20'	-	18.75	17.72	450	0.84	16.03
27TNIRCL45021S40**	B	18"	21	40'	87.1877	40'	-	18.75	17.72	450	0.84	16.03
27TNIRCL50021**	B	20"	21	20'	53.8196	20'	-	23.05	19.69	500	0.94	17.81
27TNIRCL50021S40**	B	20"	21	40'	107.6391	40'	-	23.05	19.69	500	0.94	17.81
27TNIRCL56021**	B	22"	21	20'	67.5112	20'	-	28.84	22.05	560	1.05	19.95
27TNIRCL56021S40**	B	22"	21	40'	135.0225	40'	-	28.84	22.05	560	1.05	19.95
27TNIRCL63021*	B	24"	21	20'	85.4439	20'	-	36.75	24.8	630	1.18	22.44
27TNIRCL63021S40*	B	24"	21	40'	170.8878	40'	-	36.75	24.8	630	1.18	22.44
27TNIRCL71021**	B	28"	21	20'	108.5217	20'	-	46.64	27.95	710	1.33	25.29
27TNIRCL71021S40**	B	28"	21	40'	217.0435	40'	-	46.64	27.95	710	1.33	25.29
27TNIRCL80021**	B	32"	21	20'	137.7781	20'	-	58.84	31.5	800	1.5	28.5
27TNIRCL80021S40**	B	32"	21	40'	275.5561	40'	-	58.84	31.5	800	1.5	28.5

* Lead time 30 days ** Lead time 90 days

(A)



(B)



NIRON CLIMA PP-RCT PIPE

Pipe structure: Multilayer pipe

Material: PP-RCT + Fiberglass

Color: Grey

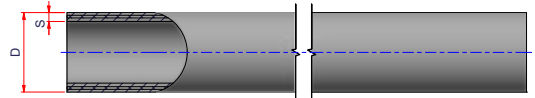
Range: 6" ÷ 40"

Packaging: Straight length 20 ft and 40 ft

Notes: Type A - Triple Layer with **POWERCORE™** middle layer

Type B - Single layer with fiberglass added throughout


Applications:



SDR 26

Code	Type	Size (Nominal)	SDR	Length (ft)	Volume (ft ³ /stick)	Bag Qty (ft)	Lift Qty (ft)	Weight (lb/ft)	D (in.)	D (mm)	S min (in.)	Di (in.)
27TNIRCL16026 *	A	6"	26	20'	5.5111	20'	-	1.98	6.3	160	0.24	5.81
27TNIRCL16026S40 *	A	6"	26	40'	11.0222	40'	-	1.98	6.3	160	0.24	5.81
27TNIRCL20026 *	A	8"	26	20'	8.6111	20'	-	3.07	7.87	200	0.30	7.27
27TNIRCL20026S40 *	A	8"	26	40'	17.2223	40'	-	3.07	7.87	200	0.30	7.27
27TNIRCL25026 *	A	10"	26	20'	13.4549	20'	-	4.71	9.84	250	0.38	9.09
27TNIRCL25026S40 *	A	10"	26	40'	26.9098	40'	-	4.71	9.84	250	0.38	9.09
27TNIRCL31526 *	A	12"	26	20'	21.361	20'	-	7.49	12.4	315	0.48	11.45
27TNIRCL31526S40 *	A	12"	26	40'	42.722	40'	-	7.49	12.4	315	0.48	11.45
27TNIRCL35526 *	A	14"	26	20'	27.1304	20'	-	9.49	13.98	355	0.54	12.9
27TNIRCL35526S40 *	A	14"	26	40'	54.2609	40'	-	9.49	13.98	355	0.54	12.9
27TNIRCL40026 *	A	16"	26	20'	34.4445	20'	-	12.08	15.75	400	0.61	14.54
27TNIRCL40026S40 *	A	16"	26	40'	68.889	40'	-	12.08	15.75	400	0.61	14.54
27TNIRCL45026 **	B	18"	26	20'	43.5938	20'	-	15.37	17.72	450	0.68	16.35
27TNIRCL45026S40 **	B	18"	26	40'	87.1877	40'	-	15.37	17.72	450	0.68	16.35
27TNIRCL50026 **	B	20"	26	20'	53.8196	20'	-	18.81	19.69	500	0.76	18.17
27TNIRCL50026S40 **	B	20"	26	40'	107.6391	40'	-	18.81	19.69	500	0.76	18.17
27TNIRCL56026 **	B	22"	26	20'	67.5112	20'	-	23.57	22.05	560	0.85	20.35
27TNIRCL56026S40 **	B	22"	26	40'	135.0225	40'	-	23.57	22.05	560	0.85	20.35
27TNIRCL63026 *	B	24"	26	20'	85.4439	20'	-	29.94	24.8	630	0.95	22.9
27TNIRCL63026S40 *	B	24"	26	40'	170.8878	40'	-	29.94	24.8	630	0.95	22.9
27TNIRCL71026 **	B	28"	26	20'	108.5217	20'	-	37.96	27.95	710	1.08	25.8
27TNIRCL7106S40 **	B	28"	26	40'	217.0435	40'	-	37.96	27.95	710	1.08	25.8
27TNIRCL80026 **	B	32"	26	20'	137.7781	20'	-	48.31	31.5	800	1.21	29.07
27TNIRCL80026S40 **	B	32"	26	40'	275.5561	40'	-	48.31	31.5	800	1.21	29.07
27TNIRCL90026 **	B	36"	26	20'	174.3753	20'	-	61.03	35.43	900	1.36	32.71
27TNIRCL90026S40 **	B	36"	26	40'	348.7507	40'	-	61.03	35.43	900	1.36	32.71
27TNIRCL100026 **	B	40"	26	20'	215.2782	20'	-	75.24	39.37	1000	1.51	36.34
27TNIRCL100026S40 **	B	40"	26	40'	430.5564	40'	-	75.24	39.37	1000	1.51	36.34

We reserve the right to vary dimensions without notice, as the design of fittings change from time to time.



NIRON CLIMA PP-RCT PIPE

Pipe structure: Multilayer pipe

Material: PP-RCT + Fiberglass

Color: Grey

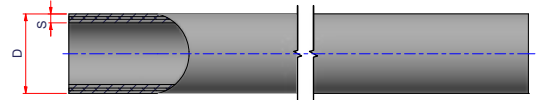
Range: 6" ÷ 40"

Packaging: Straight length 20 ft and 40 ft

Notes: Type A - Triple Layer with **POWERCORE™** middle layer

Type B - Single layer with fiberglass added throughout

Applications:



SDR 33

Code	Type	Size (Nominal)	SDR	Length (ft)	Volume (ft ³ /stick)	Bag Qty	Lift Qty (ft)	Weight (lb/ft)	D (in.)	D (mm)	S min (in.)	Di (in.)
27TNIRCL16033*	A	6"	33	20'	5.5111	20'	-	1.6	6.3	160	0.19	5.92
27TNIRCL16033S40*	A	6"	33	40'	11.0222	40'	-	1.6	6.3	160	0.19	5.92
27TNIRCL20033*	A	8"	33	20'	8.6111	20'	-	2.4	7.87	200	0.24	7.40
27TNIRCL20033S40*	A	8"	33	40'	17.2223	40'	-	2.4	7.87	200	0.24	7.40
27TNIRCL25033*	A	10"	33	20'	13.4549	20'	-	3.75	9.84	250	0.3	9.25
27TNIRCL25033S40*	A	10"	33	40'	26.9098	40'	-	3.75	9.84	250	0.3	9.25
27TNIRCL31533*	A	12"	33	20'	21.361	20'	-	5.98	12.4	315	0.38	11.65
27TNIRCL31533S40*	A	12"	33	40'	42.722	40'	-	5.98	12.4	315	0.38	11.65
27TNIRCL35533*	A	14"	33	20'	27.1304	20'	-	7.62	13.98	355	0.42	13.13
27TNIRCL35533S40*	A	14"	33	40'	54.2609	40'	-	7.62	13.98	355	0.42	13.13
27TNIRCL40033*	A	16"	33	20'	34.4445	20'	-	9.59	15.75	400	0.48	14.79
27TNIRCL40033S40*	A	16"	33	40'	68.889	40'	-	9.59	15.75	400	0.48	14.79
27TNIRCL45033**	A	18"	33	20'	43.5938	20'	-	12.13	17.72	450	0.54	16.64
27TNIRCL45033S40**	A	18"	33	40'	87.1877	40'	-	12.13	17.72	450	0.54	16.64
27TNIRCL50033**	B	20"	33	20'	53.8196	20'	-	14.98	19.69	500	0.6	18.49
27TNIRCL50033S40**	B	20"	33	40'	107.6391	40'	-	14.98	19.69	500	0.6	18.49
27TNIRCL56033**	B	22"	33	20'	67.5112	20'	-	18.73	22.05	560	0.67	20.71
27TNIRCL56033S40**	B	22"	33	40'	135.0225	40'	-	18.73	22.05	560	0.67	20.71
27TNIRCL63033*	B	24"	33	20'	85.4439	20'	-	23.9	24.8	630	0.75	23.30
27TNIRCL63033S40*	B	24"	33	40'	170.8878	40'	-	23.9	24.8	630	0.75	23.30
27TNIRCL71033**	B	28"	33	20'	108.5217	20'	-	30.13	27.95	710	0.85	26.26
27TNIRCL71033S40**	B	28"	33	40'	217.0435	40'	-	30.13	27.95	710	0.85	26.26
27TNIRCL80033**	B	32"	33	20'	137.7781	20'	-	38.34	31.5	800	0.95	29.59
27TNIRCL80033S40**	B	32"	33	40'	275.5561	40'	-	38.34	31.5	800	0.95	29.59
27TNIRCL90033**	B	36"	33	20'	174.3753	20'	-	48.52	35.43	900	1.07	33.29
27TNIRCL90033S40**	B	36"	33	40'	348.7507	40'	-	48.52	35.43	900	1.07	33.29
27TNIRCL100033**	B	40"	33	20'	215.2782	20'	-	59.9	39.37	1000	1.19	36.98
27TNIRCL100033S40**	B	40"	33	40'	430.5564	40'	-	59.9	39.37	1000	1.19	36.98



NIRON MONOLAYER FULL PURPLE PP-RCT PIPE

Pipe structure: Monolayer pipe

Material: PP-RCT + Purple layer

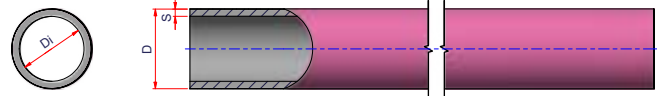
Color: Grey with external Purple layer

Range: ½" ÷ 6"

Packaging: Straight length 20 ft

Notes: while supplies last

Applications:



SDR 7.4 - 9 - 11 - 17

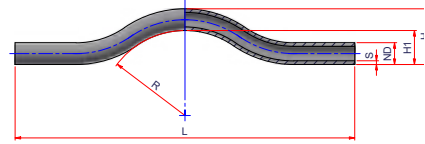
Code	Size (Nominal)	SDR	Length (ft)	Volume (ft ³ /stick)	Bag Qty (ft)	Lift Qty (ft)	Weight (lb/ft)	D (in.)	D (mm)	S min (in.)	Di (in.)
27TNIRV2073	½"	7.4	20'	0.0867	500'	-	0.10	0.79	20	0.11	0.57
27TNIRV2573	¾"	7.4	20'	0.1334	500'	-	0.15	0.98	25	0.14	0.71
27TNIRV329	1"	9	20'	0.2205	300'	-	0.21	1.26	32	0.14	1.03
27TNIRV4011	1¼"	11	20'	0.3423	200'	-	0.27	1.57	40	0.15	1.28
27TNIRV5011	1½"	11	20'	0.5390	100'	-	0.42	1.97	50	0.18	1.61
27TNIRV6317	2"	17	20'	0.8542	80'	-	0.46	2.48	63	0.15	2.18
27TNIRV7517	2½"	17	20'	1.2087	60'	-	0.65	2.95	75	0.18	2.60
27TNIRV9017	3"	17	20'	1.7405	40'	-	0.93	3.54	90	0.21	3.12
27TNIRV11017	3½"	17	20'	2.6040	20'	-	1.36	4.33	110	0.26	3.81
27TNIRV12517	5"	17	20'	3.362	20'	-	1.75	4.92	125	0.29	4.34
27TNIRV16017	6"	17	20'	5.5125	20'	-	2.86	6.30	160	0.37	5.55

1.2. SOCKET AND BUTT FUSION FITTINGS



CROSS OVER PIPE PLAIN END

Material: PP-RCT
Range: 1/2" ÷ 1"

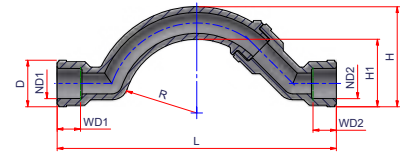


Code	Size	Carton Qty	Weight lb/p.	Volume ft ³ /p.	ND	S	R	L	H1	H
27NSOR20	1/2"	50	0.172	0.0162	1/2" => 20 mm	0.13	3.94	15.35	1.54	2.35
27NSOR25	3/4"	35	0.264	0.0220	3/4" => 25 mm	0.17	3.84	15.35	1.54	2.52
27NSOR32	1"	20	0.411	0.0313	1" => 32 mm	0.21	3.70	15.35	1.54	2.80



COMPACT CROSS OVER F/F SOCKET FUSION

Material: PP-RCT
Range: 1/2" ÷ 3/4"
Notes: Supplied in two pieces to be welded

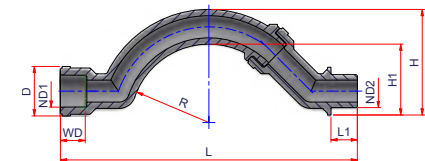


Code	Size	Carton Qty	Weight lb/p.	Volume ft ³ /p.	ND1	ND2	R	WD1	WD2	L	H1	H
27NSOFF20	1/2"	60	0.100	0.0114	1/2" => 20 mm	1/2" => 20 mm	1.87	9/16	9/16	7.09	1.69	2.52
27NSOFF25	3/4"	30	0.209	0.0149	3/4" => 25 mm	3/4" => 25 mm	1.79	5/8	5/8	7.17	1.61	2.6



COMPACT CROSS OVER F/M SOCKET FUSION

Material: PP-RCT
Range: 1/2" ÷ 3/4"
Notes: Supplied in two pieces to be welded

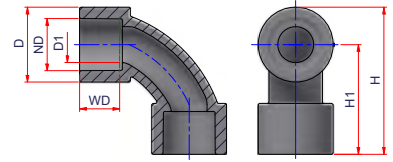


Code	Size	Carton Qty	Weight lb/p.	Volume ft ³ /p.	ND1	ND2	R	WD	L1	L	H1	H
27NSOFM20	1/2"	60	0.099	0.0114	1/2" => 20 mm	1/2" => 20 mm	1.87	9/16	0.63	7.09	1.69	2.52
27NSOFM25	3/4"	30	0.100	0.0149	3/4" => 25 mm	3/4" => 25 mm	1.79	5/8	0.67	7.17	1.61	2.60



LONG RADIUS 90° ELBOW SOCKET FUSION

Material: PP-RCT
Range: 1/2" ÷ 3/4"



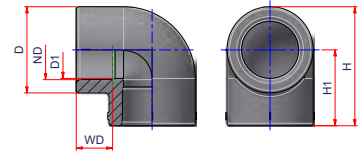
Code	Size	Carton Qty	Weight lb/p.	Volume ft ³ /p.	ND	D1	D	WD	H1	H
27NCLR20	1/2"	70	0.047	0.0030	1/2" = > 20 mm	0.61	1.1	9/16	1.61	2.17
27NCLR25	3/4"	50	0.075	0.0051	3/4" = > 25 mm	0.79	1.34	5/8	1.89	2.56



90° ELBOW SOCKET FUSION

Material: PP-RCT
Range: 1/2" ÷ 4"

Notes: FM 1635 Approved



Code	Size	Carton Qty	Weight lb/p.	Volume ft ³ /p.	ND	D1	D	WD	H1	H
27NG20	1/2"	200	0.043	0.0018	1/2" = > 20 mm	0.65	1.14	9/16	1.06	1.64
27NG25	3/4"	100	0.073	0.0030	3/4" = > 25 mm	0.93	1.4	5/8	1.22	1.93
27NG32	1"	50	0.139	0.00580	1" = > 32 mm	1.18	1.81	11/16	1.46	2.36
27NG40	1 1/4"	40	0.217	0.01000	1 1/4" = > 40 mm	1.42	2.21	13/16	1.69	2.8
27NG50	1 1/2"	20	0.413	0.01840	1 1/2" = > 50 mm	1.81	2.76	15/16	2.01	3.39
27NG63	2"	25	0.722	0.03490	2" = > 63 mm	2.32	3.47	1 1/16	2.44	4.17
27NG75	2 1/2"	15	1.019	0.05440	2 1/2" = > 75 mm	2.76	3.98	1 3/16	2.87	4.86
27NG90	3"	10	1.760	0.09470	3" = > 90 mm	3.31	4.88	1 5/16	3.35	5.79
27NG110	3 1/2"	4	3.025	0.15430	3 1/2" = > 110 mm	3.94	5.75	1 7/16	3.94	6.81
27NG125	4"	4	4.510	0.25110	4" = > 125 mm	4.45	6.5	1 9/16	4.92	8.17

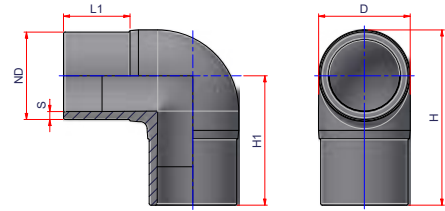



90° ELBOW MOLDED LONG SPIGOT

Material: PP-RCT

Range: 2" ÷ 8"

Notes: For butt fusion or electrofusion welding



SDR7.4

Code	Size	Carton Qty	Weight lb/p.	Volume ft ³ /p.	ND	S	D	L1	H1	H
27NG907363MM	2"	45	0.796	0.0188	2" => 63 mm	0.34	2.68	2.76	4.72	6.06
27NG907375MM	2½"	1	1.259	0.0252	2½" => 75 mm	0.41	3.23	2.95	5.12	6.74
27NG907390MM	3"	24	1.949	0.0341	3" => 90 mm	0.48	3.8	3.54	5.85	7.75
27NG9073110MM	3½"	12	3.373	0.0483	3½" => 110 mm	0.59	4.8	3.43	6.3	8.70
27NG9073125MM	4"	24	4.550	0.0584	4" => 125 mm	0.67	5.14	3.74	7.24	9.81
27NG9073160MM	6"	10	9.271	0.0935	6" => 160 mm	0.86	6.77	4.33	8.54	11.93
27NG9073200MM	8"	30	16.607	0.1363	8" => 200 mm	1.08	8.39	4.61	9.84	14.04



90° ELBOW THREE PIECE LONG RADIUS (1.5D)

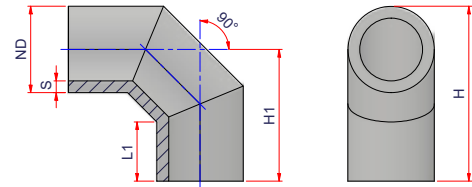
Material: PP-RCT

Range: 6" ÷ 12"

Notes: Only for butt fusion welding

Also valid for any custom angles from 46° to 89°

ATTENTION: Made to order, custom angles are non-returnable



SDR7.4

Code	Size	Carton Qty	Weight lb/p.	Volume ft ³ /p.	ND	S	L1	H1	H
27NG9073160MMB3	6"	1	8.490	0.6304	6" => 160 mm	0.86	4.55	10.0	12.15
27NG9073200MMB3	8"	1	15.982	1.1578	8" => 200 mm	1.08	5.40	12.0	15.94
27NG9073250MMB3	10"	1	31.214	2.2602	10" => 250 mm	1.35	6.75	15.0	19.92
27NG9073315MMB3	12"	1	59.437	4.2030	12" => 315 mm	1.70	7.98	18.0	24.20



90° ELBOW FOUR PIECE SEGMENTED FITTING

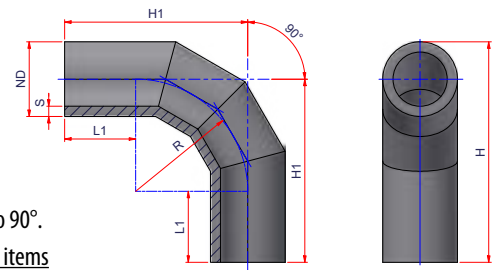
Material: PP-RCT

Range: 2" ÷ 12"

Notes: For butt fusion or electrofusion welding.

Also valid for any custom angles from 46° to 90°.

ATTENTION: Made to order, non-returnable items



SDR7.4

Code	Size	Carton Qty	Weight lb/p.	Volume ft ³ /p.	ND	S	L1	R	H1	H
27NG907363MMB	2"	1	1.700	0.087	2" => 63 mm	0.34	4.00	9.0	13.00	14.24
27NG907375MMB	2½"	1	2.543	0.128	2½" => 75 mm	0.41	4.50	9.0	13.50	14.98
27NG907390MMB	3"	1	3.704	0.0409	3" => 90 mm	0.48	5.7	8.0	13.70	15.47
27NG9073110MMB	3½"	1	5.101	0.0731	3½" => 110 mm	0.59	5.91	6.5	12.41	14.58
27NG9073125MMB	4"	1	7.013	0.0898	4" => 125 mm	0.67	5.91	7.4	13.31	15.77
27NG9073160MMB	6"	1	13.125	0.135	6" => 160 mm	0.86	5.91	9.45	15.36	18.51
27NG9073200MMB	8"	1	23.493	0.1974	8" => 200 mm	1.08	5.91	11.81	17.72	21.66
27NG9073250MMB	10"	1	51.689	0.3363	10" => 250 mm	1.35	9.84	14.76	24.60	29.52
27NG9073315MMB	12"	1	101.203	0.5258	12" => 315 mm	1.70	11.81	18.62	30.43	36.63

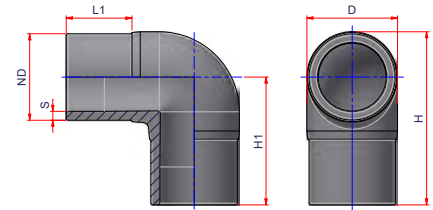


90° ELBOW MOLDED LONG SPIGOT

Material: PP-RCT

Range: 2" ÷ 8"

Notes: For butt fusion or electrofusion welding



SDR9

Code	Size	Carton Qty	Weight lb/p.	Volume ft ³ /p.	S	ND	S	D	L1	H1	H
27NG90963MM	2"	1	0.685	0.0188	2" =>	63 mm	0.28	2.68	2.76	4.72	6.06
27NG90975MM	2½"	1	1.068	0.0252	2½" =>	75 mm	0.33	3.23	2.95	5.12	6.74
27NG90990MM	3"	1	1.655	0.0341	3" =>	90 mm	0.39	3.80	3.54	5.85	7.75
27NG909110MM	3½"	1	2.896	0.0483	3½" =>	110 mm	0.48	4.80	3.43	6.3	8.70
27NG909125MM	4"	1	3.881	0.0584	4" =>	125 mm	0.55	5.14	3.74	7.24	9.81
27NG909160MM	6"	1	7.914	0.0935	6" =>	160 mm	0.70	6.77	4.33	8.54	11.93
27NG909200MM	8"	1	14.044	0.1363	8" =>	200 mm	0.87	8.39	4.61	9.84	14.04



90° ELBOW THREE PIECE LONG RADIUS (1.5D)

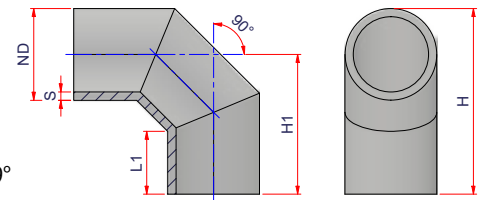
Material: PP-RCT

Range: 6" ÷ 14"

Notes: Only for butt fusion welding

Also valid for any custom angles from 46° to 89°

ATTENTION: Made to order, custom angles are non-returnable



SDR9

Code	Size	Carton Q.y	Weight lb/p.	Volume ft ³ /p.	ND	S	L1	H1	H	
27NG909160MMB3	6"	1	7.114	0.6304	6" =>	160 mm	0.70	4.55	10	12.15
27NG909200MMB3	8"	1	13.272	1.1578	8" =>	200 mm	0.87	5.4	12	15.94
27NG909250MMB3	10"	1	25.974	2.2602	10" =>	250 mm	1.09	6.75	15	19.92
27NG909315MMB3	12"	1	49.692	4.2030	12" =>	315 mm	1.38	7.98	18	24.20
27NG909355MMB3	14"	1	73.415	6.3366	14" =>	355 mm	1.55	9.41	21	27.99



90° ELBOW FOUR PIECE SEGMENTED FITTING

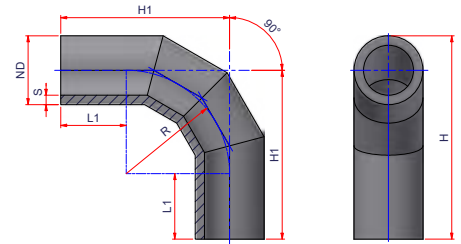
Material: PP-RCT

Range: 2" ÷ 14"

Notes: For butt fusion or electrofusion welding

Also valid for any custom angles from 46° to 90°

ATTENTION: Made to order, non-returnable items



SDR9

Code	Size	Carton Qty	Weight lb/p.	Volume ft ³ /p.	ND	S	L1	R	H1	H
27NG90963MMB	2"	1	1.439	0.0870	2" = > 63 mm	0.28	4.00	9.0	13.00	14.24
27NG90975MMB	2½"	1	2.111	0.1280	2½" = > 75 mm	0.33	4.50	9.0	13.50	14.98
27NG90990MMB	3"	1	3.098	0.0409	3" = > 90 mm	0.39	5.7	8.0	13.70	15.47
27NG909110MMB	3½"	1	4.272	0.0731	3½" = > 110 mm	0.48	5.91	6.5	12.41	14.58
27NG909125MMB	4"	1	5.919	0.0898	4" = > 125 mm	0.55	5.91	7.4	13.31	15.77
27NG909160MMB	6"	1	10.998	0.1350	6" = > 160 mm	0.70	5.91	9.45	15.36	18.51
27NG909200MMB	8"	1	19.51	0.1976	8" = > 200 mm	0.87	5.91	11.81	17.72	21.68
27NG909250MMB	10"	1	43.011	0.3363	10" = > 250 mm	1.09	9.84	14.76	24.60	29.52
27NG909315MMB	12"	1	84.609	0.5258	12" = > 315 mm	1.38	11.81	18.62	30.43	36.63
27NG909355MMB	14"	1	114.77	0.6435	14" = > 355 mm	1.55	11.81	20.98	32.79	39.78

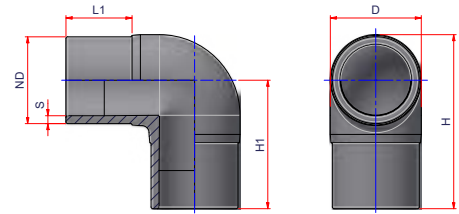


90° ELBOW MOLDED LONG SPIGOT

Material: PP-RCT

Range: 2" ÷ 12"

Notes: For butt fusion or electrofusion welding



SDR11

Code	Size	Carton Qty	Weight lb/p.	Volume ft ³ /p.	ND	S	D	L1	H1	H
27NG901163MM	2"	50	0.588	0.0188	2" = > 63 mm	0.23	2.68	2.76	4.72	6.06
27NG901175MM	2½"	30	0.917	0.0252	2½" = > 75 mm	0.27	3.23	2.95	5.12	6.74
27NG901190MM	3"	24	1.413	0.0341	3" = > 90 mm	0.32	3.80	3.54	5.85	7.75
27NG9011110MM	3½"	12	2.484	0.0483	3½" = > 110 mm	0.39	4.80	3.43	6.30	8.70
27NG9011125MM	4"	8	3.292	0.0584	4" = > 125 mm	0.45	5.14	3.74	7.24	9.81
27NG9011160MM	6"	14	6.841	0.0935	6" = > 160 mm	0.58	6.77	4.33	8.54	11.93
27NG9011200MM	8"	16	12.113	0.1363	8" = > 200 mm	0.72	8.39	4.61	9.84	14.04
27NG9011250MM	10"	10	21.726	0.2034	10" = > 250 mm	0.89	10.26	5.31	12.00	17.13
27NG9011315MM	12"	4	42.741	0.3186	12" = > 315 mm	1.13	12.99	6.81	14.69	21.19



90° ELBOW THREE PIECE LONG RADIUS (1.5D)

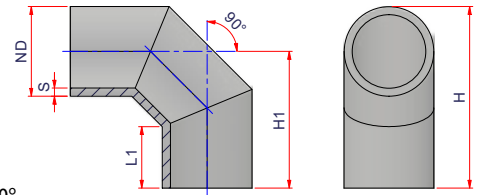
Material: PP-RCT

Range: 6" ÷ 20"

Notes: Only for butt fusion welding

Also valid for any custom angles from 46° to 89°

ATTENTION: Made to order, custom angles are non-returnable



SDR11

Code	Size	Carton Q.y	Weight lb/p.	Volume ft ³ /p.	ND	S	L1	H1	H
27NG9011160MMB3	6"	1	5.419	0.5381	6" => 160 mm	0.58	4	9	12.15
27NG9011200MMB3	8"	1	11.219	1.1578	8" => 200 mm	0.72	5.4	12	15.94
27NG9011250MMB3	10"	1	21.693	2.2556	10" => 250 mm	0.89	6.7	15	19.9
27NG9011315MMB3	12"	1	41.612	4.203	12" => 315 mm	1.13	8	18	24.2
27NG9011355MMB3	14"	1	61.509	6.3411	14" => 355 mm	1.27	9.4	21	28
27NG9011400MMB3	16"	1	89.19	9.2739	16" => 400 mm	1.43	10.8	24	31.9
27NG9011450MMB3	18"	1	127.081	13.2137	18" => 450 mm	1.61	12.1	27	35.9
27NG9011500MMB3	20"	1	174.419	18.0451	20" => 500 mm	1.79	13.5	30	39.8



90° ELBOW FOUR PIECE SEGMENTED FITTING

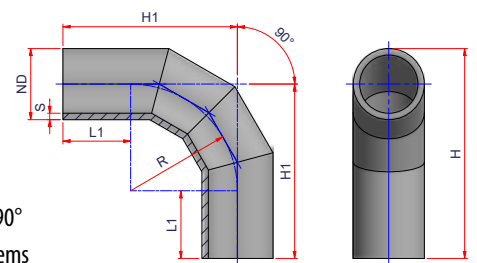
Material: PP-RCT

Range: 10" ÷ 20"

Notes: For butt fusion or electrofusion welding

Also valid for any custom angles from 46° to 90°

ATTENTION: Made to order, non-returnable items



SDR11

Code	Size	Carton Qty	Weight lb/p.	Volume ft ³ /p.	ND	S	L1	H1	H	R
27NG9011250MMB	10"	1	35.931	4.9569	10" => 250 mm	0.89	9.8	24.6	29.5	14.8
27NG9011315MMB	12"	1	70.86	9.6138	12" => 315 mm	1.13	11.81	30.4	36.6	18.6
27NG9011355MMB	14"	1	96.171	12.812	14" => 355 mm	1.27	11.81	32.8	39.8	21
27NG9011400MMB	16"	1	131.081	17.0867	16" => 400 mm	1.43	11.81	35.4	43.3	23.6
27NG9011450MMB	18"	1	166.016	22.8799	18" => 450 mm	1.61	11.81	38.4	47.24	26.6
27NG9011500MMB	20"	1	249.828	32.181	20" => 500 mm	1.79	13.8	43.3	53.15	29.5

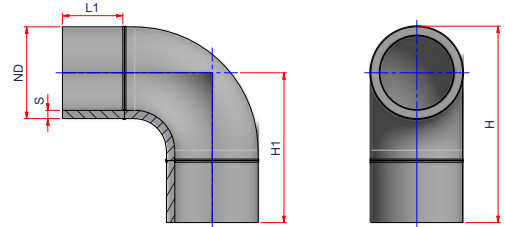


ELONGATED 90° ELBOW

Material: PP-RCT

Range: 14" ÷ 20"

Notes: For butt fusion or electrofusion welding



SDR11

Code	Size	Carton Qty	Weight lb/p.	Volume ft³/p.	ND	S	L1	H1	H
27NG9011355MMC	14"	1	69.332	7.8734	14" => 355 mm	1.28	7.09	24.21	31.2
27NG9011400MMC	16"	1	91.391	9.8465	16" => 400 mm	1.43	7.87	25	32.87
27NG9011450MMC	18"	1	120.044	12.3095	18" => 450 mm	1.61	8.66	25.79	34.65
27NG9011500MMC	20"	1	155.877	15.4356	20" => 500 mm	1.79	9.84	26.97	36.81

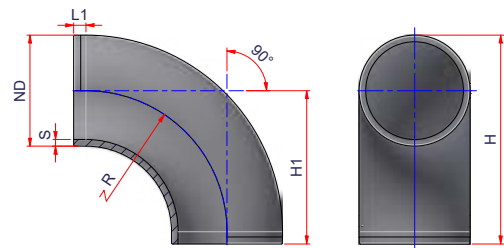


90° LONG RADIUS ELBOW SHORT SPIGOT

Material: PP-RCT

Range: 4" ÷ 16"

Notes: For butt fusion welding



SDR11

Code	Size	Carton Qty	Weight lb/p.	Volume ft³/p.	ND	S	R	L1	H1	H
27NGLR9011125S	4"	1	5.695	1.093	4" => 125 mm	0.45	15.75	1.38	17.13	19.59
27NGLR9011160S	6"	1	9.330	1.499	6" => 160 mm	0.57	15.75	1.38	17.13	20.28
27NGLR9011200S	8"	1	14.546	2.021	8" => 200 mm	0.72	15.75	1.38	17.13	21.06
27NGLR9011250S	10"	1	22.688	2.769	10" => 250 mm	0.894	15.75	1.38	17.13	22.05
27NGLR9011355S NEW	14"	1	-	-	14" => 355 mm	1.280	15.75	1.38	17.13	24.12
27NGLR9011400S NEW	16"	1	-	-	16" => 400 mm	1.430	15.75	1.38	17.13	25.00

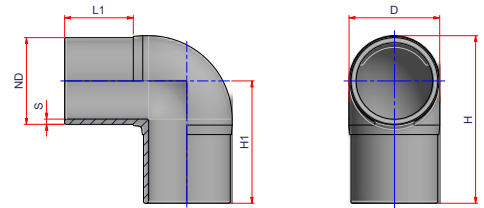


90° ELBOW MOLDED LONG SPIGOT

Material: PP-RCT

Range: 2" ÷ 12"

Notes: For butt fusion or electrofusion welding



SDR17

Code	Size	Carton Qty	Weight lb/p.	Volume ft ³ /p.	ND	S	D	L1	H1	H
27NG901763MM	2"	50	0.423	0.0188	2" = > 63 mm	2.68	0.15	2.76	4.72	6.06
27NG901775MM	2½"	30	0.677	0.0252	2½" = > 75 mm	3.23	0.18	2.95	5.12	6.73
27NG901790MM	3"	20	1.011	0.0341	3" = > 90 mm	3.88	0.21	3.54	5.85	7.76
27NG9017110MM	3½"	14	1.854	0.0483	3½" = > 110 mm	4.8	0.26	3.43	6.1	8.7
27NG9017125MM	4"	8	2.293	0.0584	4" = > 125 mm	5.16	0.29	3.74	7.24	9.84
27NG9017160MM	6"	30	4.852	0.0935	6" = > 160 mm	6.77	0.37	4.33	8.54	11.93
27NG9017200MM	8"	16	8.711	0.1363	8" = > 200 mm	8.38	0.47	4.61	9.84	14.06
27NG9017250MM	10"	10	15.319	0.2034	10" = > 250 mm	10.26	0.58	5.31	12	17.13
27NG9017315MM	12"	1	30.315	0.3186	12" = > 315 mm	12.99	0.74	6.69	14.37	20.87



90° ELBOW THREE PIECE LONG RADIUS (1.5D)

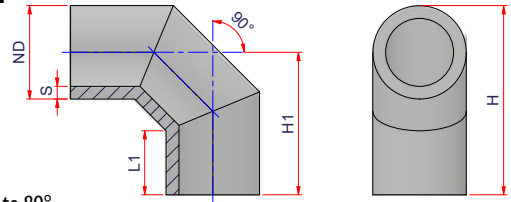
Material: PP-RCT

Range: 6" ÷ 24"

Notes: Only for butt fusion welding

Also valid for any custom angles from 46° to 89°

ATTENTION: Made to order, custom angles are non-returnable



SDR17

Code	Size	Carton Q.y	Weight lb/p.	Volume ft³/p.	ND	S	L1	H1	H
27NG9017160MMB3	6"	1	3.585	0.5381	6" => 160 mm	0.37	4	9	12.15
27NG9017200MMB3	8"	1	7.579	1.1578	8" => 200 mm	0.47	5.4	12	15.94
27NG9017250MMB3	10"	1	14.625	2.2556	10" => 250 mm	0.58	6.7	15	19.9
27NG9017315MMB3	12"	1	28.193	4.203	12" => 315 mm	0.74	8	18	24.2
27NG9017355MMB3	14"	1	41.59	6.3411	14" => 355 mm	0.83	9.4	21	28
27NG9017400MMB3	16"	1	60.03	9.2739	16" => 400 mm	0.93	10.8	24	31.9
27NG9017450MMB3	18"	1	85.76	13.2137	18" => 450 mm	1.05	12.1	27	35.9
27NG9017500MMB3	20"	1	118.9	18.0451	20" => 500 mm	1.17	13.5	30	39.8
27NG9017560MMB3	22"	1	157.783	23.5911	22" => 560 mm	1.31	14.2	32	43
27NG9017630MMB3	24"	1	224.12	33.6243	24" => 630 mm	1.47	16	36	48.4



90° ELBOW FOUR PIECE SEGMENTED FITTING

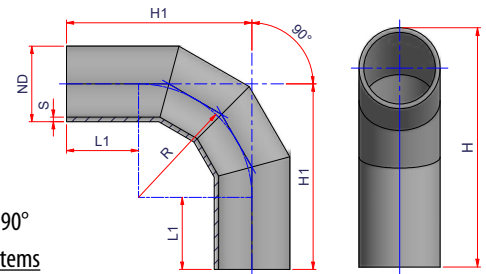
Material: PP-RCT

Range: 3" ÷ 24"

Notes: For butt fusion or electrofusion welding

Also valid for any custom angles from 46° to 90°

ATTENTION: Made to order, non-returnable items



SDR17

Code	Size	Carton Qty	Weight lb/p.	Volume ft ³ /p.	ND	S	L1	H1	H	R
27NG901790MMB	3"	1	1.617	0.4019	3" = > 90 mm	0.21	5.7	12.2	14	6.5
27NG9017110MMB	3½"	1	2.444	0.5342	3½" = > 110 mm	0.26	5.9	12.4	14.6	6.5
27NG9017125MMB	4"	1	3.306	0.7083	4" = > 125 mm	0.29	5.9	13.3	15.77	7.4
27NG9017160MMB	6"	1	6.153	1.2476	6" = > 160 mm	0.37	5.9	15.35	18.5	9.4
27NG9017200MMB	8"	1	11.139	2.1358	8" = > 200 mm	0.47	5.9	17.7	21.65	11.8
27NG9017250MMB	10"	1	24.227	4.9569	10" = > 250 mm	0.58	9.8	24.6	29.5	14.8
27NG9017315MMB	12"	1	48.01	9.6138	12" = > 315 mm	0.74	11.81	30.4	36.6	18.6
27NG9017355MMB	14"	1	69.465	12.812	14" = > 355 mm	0.83	11.81	32.8	39.8	21
27NG9017400MMB	16"	1	88.226	17.0867	16" = > 400 mm	0.93	11.81	35.4	43.3	23.6
27NG9017450MMB	18"	1	112.035	22.8799	18" = > 450 mm	1.05	11.81	38.4	47.24	26.6
27NG9017500MMB	20"	1	170.305	32.181	20" = > 500 mm	1.18	13.8	43.3	53.15	29.5
27NG9017560MMB	22"	1	228.02	42.7728	22" = > 560 mm	1.31	13.8	46.85	57.9	33.1
27NG9017630MMB	24"	1	311.683	57.6955	24" = > 630 mm	1.47	13.8	51	63.4	37.2

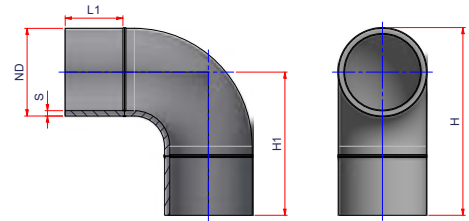


ELONGATED 90° ELBOW

Material: PP-RCT

Range: 14" ÷ 20"

Notes: For butt fusion or electrofusion welding



SDR17

Code	Size	Carton Qty	Weight lb/p.	Volume ft³/p.	ND	S	L1	H1	H
27NG9017355MMC	14"	1	69.332	7.8734	14" => 355 mm	1.28	7.09	24.21	31.20
27NG9017400MMC	16"	1	91.391	9.8465	16" => 400 mm	1.43	7.87	25.0	32.87
27NG9017450MMC	18"	1	120.044	12.3095	18" => 450 mm	1.61	8.66	25.79	34.65
27NG9017500MMC	20"	1	155.877	15.4356	20" => 500 mm	1.79	9.84	26.97	36.81

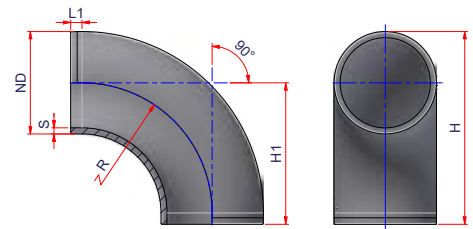


90° LONG RADIUS ELBOW SHORT SPIGOT

Material: PP-RCT

Range: 4" ÷ 16"

Notes: For butt fusion welding



SDR17

Code	Size	Carton Qty	Weight lb/p.	Volume ft³/p.	ND	S	R	L1	H1	H
27NGLR9017125S	4"	1	-	-	4" => 125 mm	0.29	15.75	1.38	17.13	19.59
27NGLR9017160S	6"	1	-	-	6" => 160 mm	0.37	15.75	1.38	17.13	20.28
27NGLR9017200S	8"	1	9.834	2.021	8" => 200 mm	0.47	15.75	1.38	17.13	21.06
27NGLR9017250S	10"	1	21.916	2.7694	10" => 250 mm	0.58	15.75	1.38	17.13	22.05
27NGLR9017315S	12"	1	24.359	3.9063	12" => 315 mm	0.74	15.75	1.38	17.13	23.33
27NGLR9017355S	14"	1	30.978	4.7055	14" => 355 mm	0.83	15.75	1.38	17.13	24.12
27NGLR9017400S	16"	1	39.218	5.6959	16" => 400 mm	0.93	15.75	1.38	17.13	25.00



90° ELBOW THREE PIECE LONG RADIUS (1.5D)

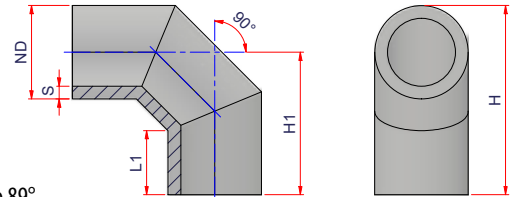
Material: PP-RCT

Range: 6" ÷ 32"

Notes: Only for butt fusion welding

Also valid for any custom angles from 46° to 89°

ATTENTION: Made to order, custom angles are non-returnable



SDR21

Code	Size	Carton Q.y	Weight lb/p.	Volume ft ³ /p.	ND	S	L1	H1	H
27NG9021160MMB3*	6"	1	2.07	0.5378	6" => 160 mm	0.30	4.55	9.00	12.15
27NG9021200MMB3*	8"	1	3.27	1.1585	8" => 200 mm	0.37	5.4	12.01	15.94
27NG9021250MMB3*	10"	1	5.77	2.2605	10" => 250 mm	0.47	6.75	15.00	19.92
27NG9021315MMB3*	12"	1	10.42	4.2006	12" => 315 mm	0.59	7.98	17.99	24.19
27NG9021355MMB3*	14"	1	14.58	6.3465	14" => 355 mm	0.67	9.41	21.02	28.01
27NG9021400MMB3*	16"	1	20.23	9.268	16" => 400 mm	0.75	10.8	24.02	31.89
27NG9021450MMB3**	18"	1	32.82	13.1888	18" => 450 mm	0.84	12.18	27.01	35.87
27NG9021500MMB3**	20"	1	43.22	18.0837	20" => 500 mm	0.94	13.5	30.00	39.84
27NG9021560MMB3**	22"	1	61.29	23.6256	22" => 560 mm	1.05	14.18	32.01	43.03
27NG9021630MMB3*	24"	1	87.29	33.632	24" => 630 mm	1.18	15.95	36.00	48.41
27NG9021710MMB3**	28"	1	122.43	58.0822	28" => 710 mm	1.33	17.98	45.94	59.92
27NG9021800MMB3**	32"	1	169.17	83.0947	32" => 800 mm	1.50	20.26	51.77	67.52



90° ELBOW FOUR PIECE SEGMENTED FITTING

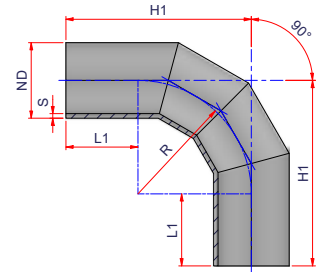
Material: PP-RCT

Range: 6" ÷ 32"

Notes: For butt fusion or electrofusion welding

Also valid for any custom angles from 46° to 90°

ATTENTION: Made to order, non-returnable items



SDR21

Code	Size	Carton Qty	Weight lb/p.	Volume ft ³ /p.	ND	S	L1	H1	H	R
27NG9021160MMB*	6"	1	7.75	1.2482	6" = > 160 mm	0.3	5.9	15.35	18.5	9.4
27NG9021200MMB*	8"	1	14.69	2.1366	8" = > 200 mm	0.37	5.9	17.72	21.65	11.8
27NG9021250MMB*	10"	1	22.72	4.9663	10" = > 250 mm	0.47	9.8	24.61	29.53	14.8
27NG9021315MMB*	12"	1	36.46	9.6317	12" = > 315 mm	0.59	11.81	30.43	36.63	18.6
27NG9021355MMB*	14"	1	45.91	14.0996	14" = > 355 mm	0.67	11.81	34.76	41.75	21
27NG9021400MMB*	16"	1	67.57	17.0922	16" = > 400 mm	0.75	11.81	35.43	43.31	23.6
27NG9021450MMB**	18"	1	86.13	20.1125	18" = > 450 mm	0.84	11.81	35.43	44.29	26.6
27NG9021500MMB**	20"	1	105.88	32.181	20" = > 500 mm	0.94	13.8	43.31	53.15	29.5
27NG9021560MMB**	22"	1	132.48	42.7344	22" = > 560 mm	1.05	13.8	46.85	57.87	33.1
27NG9021630MMB*	24"	1	168.81	57.6700	24" = > 630 mm	1.18	13.8	50.98	63.39	37.2
27NG9021710MMB**	28"	1	244.86	78.5524	28" = > 710 mm	1.33	13.8	55.71	69.69	41.93
27NG9021800MMB**	32"	1	308.91	107.4282	32" = > 800 mm	1.5	13.8	61.02	76.77	47.24



90° ELBOW THREE PIECE LONG RADIUS (1.5D)

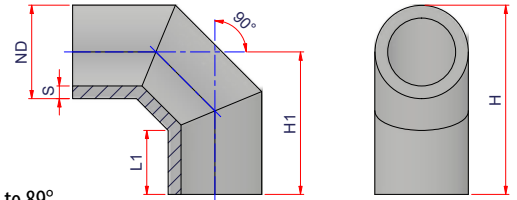
Material: PP-RCT

Range: 6" ÷ 40"

Notes: Only for butt fusion welding

Also valid for any custom angles from 46° to 89°

ATTENTION: Made to order, custom angles are non-returnable



SDR26

Code	Size	Carton Q.y	Weight lb/p.	Volume ft ³ /p.	ND	S	L1	H1	H
27NG9026160MMB3*	6"	1	1.49	0.5378	6" => 160 mm	0.24	4.55	9.00	12.15
27NG9026200MMB3*	8"	1	2.31	1.1585	8" => 200 mm	0.3	5.4	12.01	15.94
27NG9026250MMB3*	10"	1	4.13	2.2605	10" => 250 mm	0.38	6.75	15.00	19.92
27NG9026315MMB3*	12"	1	6.56	4.2006	12" => 315 mm	0.48	7.98	17.99	24.19
27NG9026355MMB3*	14"	1	9.49	6.3465	14" => 355 mm	0.54	9.41	21.02	28.01
27NG9026400MMB3*	16"	1	13.59	9.268	16" => 400 mm	0.61	10.8	24.02	31.89
27NG9026450MMB3**	18"	1	19.22	13.1888	18" => 450 mm	0.68	12.18	27.01	35.87
27NG9026500MMB3**	20"	1	25.87	18.0837	20" => 500 mm	0.76	13.5	30.00	39.84
27NG9026560MMB3**	22"	1	41.25	23.6256	22" => 560 mm	0.85	14.18	32.01	43.03
27NG9026630MMB3*	24"	1	56.14	33.632	24" => 630 mm	0.95	15.95	36	48.41
27NG9026710MMB3**	28"	1	80.67	58.0822	28" => 710 mm	1.08	17.98	45.94	59.92
27NG9026800MMB3**	32"	1	114.74	83.0947	32" => 800 mm	1.21	20.26	51.77	67.52
27NG9026900MMB3**	36"	1	160.21	118.2666	36" => 900 mm	1.36	22.79	58.23	75.94
27NG90261000MMB3**	40"	1	216.32	162.1808	40" => 1000 mm	1.51	25.32	64.69	84.37



90° ELBOW FOUR PIECE SEGMENTED FITTING

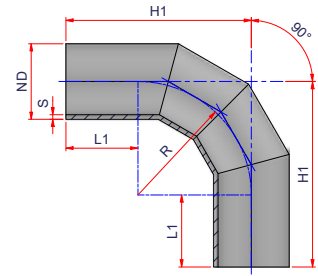
Material: PP-RCT

Range: 6" ÷ 40"

Notes: For butt fusion or electrofusion welding

Also valid for any custom angles from 46° to 90°

ATTENTION: Made to order, non-returnable items



SDR26

Code	Size	Carton Qty	Weight lb/p.	Volume ft ³ /p.	ND	S	L1	H1	H	R
27NG9026160MMB*	6"	1	3.91	1.2482	6" = > 160 mm	0.24	5.9	15.35	18.5	9.4
27NG9026200MMB*	8"	1	6.05	2.1366	8" = > 200 mm	0.30	5.9	17.72	21.65	11.8
27NG9026250MMB*	10"	1	15.45	4.9663	10" = > 250 mm	0.38	9.8	24.61	29.53	14.8
27NG9026315MMB*	12"	1	29.49	9.6317	12" = > 315 mm	0.48	11.81	30.43	36.63	18.6
27NG9026355MMB*	14"	1	37.36	14.0996	14" = > 355 mm	0.54	11.81	34.76	41.75	21.0
27NG9026400MMB*	16"	1	47.56	17.0922	16" = > 400 mm	0.61	11.81	35.43	43.31	23.6
27NG9026450MMB**	18"	1	60.51	20.1125	18" = > 450 mm	0.68	11.81	35.43	44.29	26.6
27NG9026500MMB**	20"	1	86.41	32.181	20" = > 500 mm	0.76	13.8	43.31	53.15	29.5
27NG9026560MMB**	22"	1	108.27	42.7344	22" = > 560 mm	0.85	13.8	46.85	57.87	33.1
27NG9026630MMB*	24"	1	137.53	57.67	24" = > 630 mm	0.95	13.8	50.98	63.39	37.2
27NG9026710MMB**	28"	1	174.37	78.5524	28" = > 710 mm	1.08	13.8	55.71	69.69	41.93
27NG9026800MMB**	32"	1	221.91	107.4282	32" = > 800 mm	1.21	13.8	61.02	76.77	47.24
27NG9026900MMB**	36"	1	320.41	153.8301	36" = > 900 mm	1.36	15.75	68.9	86.61	53.15
27NG90261000MMB**	40"	1	395.01	203.4117	40" = > 1000 mm	1.51	15.75	74.8	94.49	59.06



90° ELBOW THREE PIECE LONG RADIUS (1.5D)

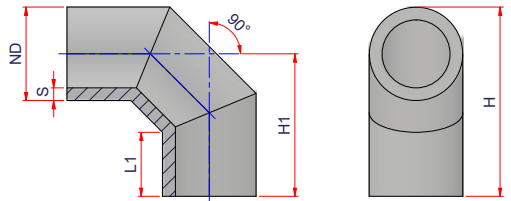
Material: PP-RCT

Range: 6" ÷ 40"

Notes: Only for butt fusion welding

Also valid for any custom angles from 46° to 89°

ATTENTION: Made to order, custom angles are non-returnable



SDR33

Code	Size	Carton Q.y	Weight lb/p.	Volume ft ³ /p.	ND	S	L1	H1	H
27NG9033160MMB3*	6"	1	1.20	0.5378	6" => 160 mm	0.19	4.55	9.00	12.15
27NG9033200MMB3*	8"	1	1.80	1.1585	8" => 200 mm	0.24	5.4	12.01	15.94
27NG9033250MMB3*	10"	1	3.29	2.2605	10" => 250 mm	0.30	6.75	15.00	19.92
27NG9033315MMB3*	12"	1	5.24	4.2006	12" => 315 mm	0.38	7.98	17.99	24.19
27NG9033355MMB3*	14"	1	7.62	6.3465	14" => 355 mm	0.42	9.41	21.02	28.01
27NG9033400MMB3*	16"	1	10.79	9.2680	16" => 400 mm	0.48	10.8	24.02	31.89
27NG9033450MMB3**	18"	1	15.17	13.1888	18" => 450 mm	0.54	12.18	27.01	35.87
27NG9033500MMB3**	20"	1	20.6	18.0837	20" => 500 mm	0.60	13.5	30.00	39.84
27NG9033560MMB3**	22"	1	32.78	23.6256	22" => 560 mm	0.67	14.18	32.01	43.03
27NG9033630MMB3*	24"	1	44.82	33.632	24" => 630 mm	0.75	15.95	36.00	48.41
27NG9033710MMB3**	28"	1	64.03	58.0822	28" => 710 mm	0.85	17.98	45.94	59.92
27NG9033800MMB3**	32"	1	91.06	83.0947	32" => 800 mm	0.95	20.26	51.77	67.52
27NG9033900MMB3**	36"	1	127.37	118.2666	36" => 900 mm	1.07	22.79	58.23	75.94
27NG90331000MMB3**	40"	1	172.22	162.1808	40" => 1000 mm	1.19	25.32	64.69	84.37



90° ELBOW FOUR PIECE SEGMENTED FITTING

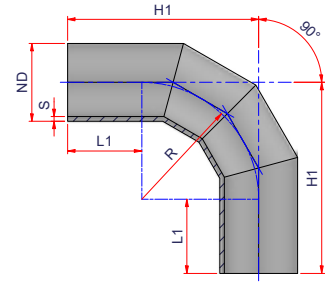
Material: PP-RCT

Range: 6" ÷ 40"

Notes: For butt fusion or electrofusion welding

Also valid for any custom angles from 46° to 90°

ATTENTION: Made to order, non-returnable items



SDR33

Code	Size	Carton Qty	Weight lb/p.	Volume ft ³ /p.	ND	S	L1	H1	H	R
27NG9033160MMB*	6"	1	3.16	1.2482	6" => 160 mm	0.19	5.9	15.35	18.5	9.4
27NG9033200MMB*	8"	1	4.73	2.1366	8" => 200 mm	0.24	5.9	17.72	21.65	11.8
27NG9033250MMB*	10"	1	12.30	4.9663	10" => 250 mm	0.3	9.8	24.61	29.53	14.8
27NG9033315MMB*	12"	1	23.55	9.6317	12" => 315 mm	0.38	11.81	30.43	36.63	18.6
27NG9033355MMB*	14"	1	30.00	14.0996	14" => 355 mm	0.42	11.81	34.76	41.75	21
27NG9033400MMB*	16"	1	37.76	17.0922	16" => 400 mm	0.48	11.81	35.43	43.31	23.6
27NG9033450MMB**	18"	1	47.76	20.1125	18" => 450 mm	0.54	11.81	35.43	44.29	26.6
27NG9033500MMB**	20"	1	68.81	32.181	20" => 500 mm	0.6	13.8	43.31	53.15	29.5
27NG9033560MMB**	22"	1	86.04	42.7344	22" => 560 mm	0.67	13.8	46.85	57.87	33.1
27NG9033630MMB*	24"	1	109.79	57.6700	24" => 630 mm	0.75	13.8	50.98	63.39	37.2
27NG9033710MMB**	28"	1	138.4	78.5524	28" => 710 mm	0.85	13.8	55.71	69.69	41.93
27NG9033800MMB**	32"	1	176.11	107.4282	32" => 800 mm	0.95	13.8	61.02	76.77	47.24
27NG9033900MMB**	36"	1	254.73	153.8301	36" => 900 mm	1.07	15.75	68.9	86.61	53.15
27NG90331000MMB**	40"	1	314.48	203.4117	40" => 1000 mm	1.19	15.75	74.8	94.49	59.06



FEMALE THREADED 90° ELBOW W/NPT LEAD FREE BRASS SOCKET FUSION

Material: PP-RCT - Brass
Range: 1/2"x 1/2"NPT ÷ 2"x 2"NPT

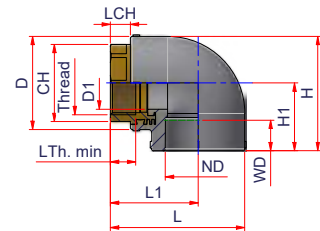
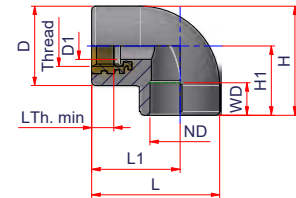
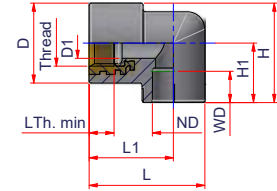
(A)



(B)



(C)

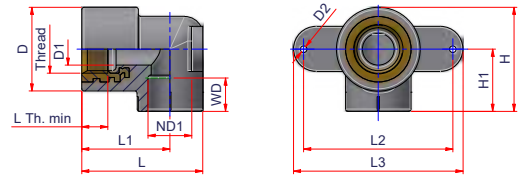


Code	Size	Type	Carton Qty	Weight lb/p.	Volume ft ³ /p.	ND	D1	D	Thread	L	Thread min	WD	L1	L	H1	H	CH	LCH
27NGF2012NPT	1/2"x 1/2"NPT	A	60	0.161	0.0032	1/2"=>20mm	0.55	1.46	1/2" NPT	0.53	9/16	1.54	2.11	1.08	1.81	-	-	-
27NGF2512NPT	3/4"x 1/2"NPT	A	50	0.180	0.0036	3/4"=>25mm	0.55	1.46	1/2" NPT	0.53	5/8	1.54	2.22	1.20	1.93	-	-	-
27NGF2534NPT	3/4"x 3/4"NPT	A	40	0.247	0.0043	3/4"=>25mm	0.73	1.65	3/4" NPT	0.55	5/8	1.54	2.22	1.20	2.03	-	-	-
27NGF3212NPT	1"x 1/2"NPT	B	30	0.216	0.0056	1"=>32mm	0.55	1.65	1/2" NPT	0.53	11/16	1.81	2.64	1.42	2.24	-	-	-
27NGF3234NPT	1"x 3/4"NPT	B	45	0.264	0.0056	1"=>32mm	0.73	1.65	3/4" NPT	0.55	11/16	1.81	2.64	1.42	2.24	-	-	-
27NGF321NPT	1"x 1"NPT	B	20	0.424	0.0095	1"=>32mm	0.95	2.13	1" NPT	0.66	11/16	1.81	2.64	1.85	2.91	-	-	-
27NGF401NPT	1 1/4"x 1"NPT	B	20	0.523	0.0114	1 1/4"=>40mm	0.95	2.24	1" NPT	0.66	13/16	2.05	3.11	1.69	2.84	-	-	-
27NGF50114NPT	1 1/2"x 1 1/4"NPT	C	10	0.924	0.0216	1 1/2"=>50mm	1.30	2.76	1 1/4" NPT	0.68	15/16	2.60	3.98	2.01	3.39	1.81	0.59	-
27NGF50112NPT	1 1/2"x 1 1/2"NPT	C	10	1.078	0.0216	1 1/2"=>50mm	1.56	2.76	1 1/2" NPT	0.68	15/16	2.60	3.98	2.01	3.39	2.17	0.59	-
27NGF63112NPT	2"x 1 1/2"NPT	C	4	1.650	0.0399	2"=>63mm	1.56	3.47	1 1/2" NPT	0.68	1 1/16	3.03	4.76	2.44	4.17	2.17	0.59	-
27NGF632NPT	2"x 2"NPT	C	4	1.650	0.0415	2"=>63mm	1.97	3.47	2" NPT	0.70	1 1/16	3.23	4.96	2.44	4.17	2.55	0.79	-



FEMALE THREADED WINGED 90° ELBOW W/NPT LEAD FREE BRASS SOCKET FUSION

Material: PP-RCT-Brass
Range: ½"x ½"NPT

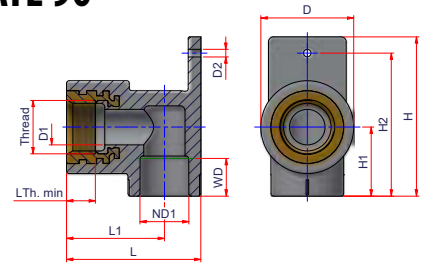


Code	Size	Carton Qty	Weight lb/p.	Volume ft³/p.	ND	D1	D2	D	Thread	L Thread min	WD	L1	L2	L3	L	H1	H
27NGTF2012NPT	½"x ½"NPT	40	0.160	0.0065	½"=>20mm	0.55	0.12	1.46	½"NPT	0.53	9/16	1.54	2.6	2.95	2.11	1.08	1.81



FEMALE THREADED BACK PLATE 90° W/NPT LEAD FREE BRASS SOCKET FUSION

Material: PP-RCT-Brass
Range: ½"x ½"NPT

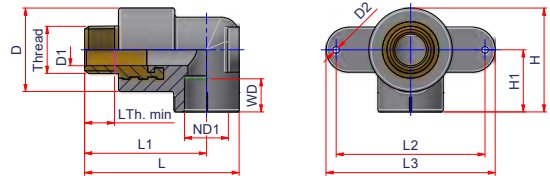


Code	Size	Carton Qty	Weight lb/p.	Volume ft³/p.	ND	D1	D2	D	Thread	L Thread min	WD	L1	L	H1	H2	H
27NTER2012NPT	½"x ½"NPT	40	0.183	0.0045	½"=>20mm	0.55	0.12	1.46	½"NPT	0.53	9/16	1.54	2.11	1.08	2.24	2.5



MALE THREADED WINGED 90° ELBOW W/NPT LEAD FREE BRASS SOCKET FUSION

Material: PP-RCT
Range: ½"x ½"NPT

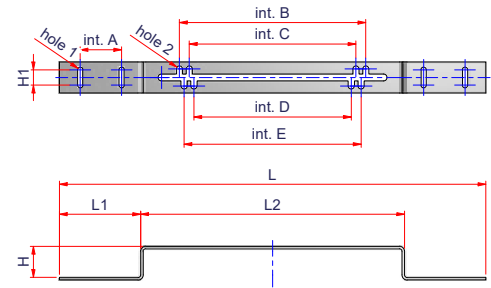


Code	Size	Carton Qty	Weight lb/p.	Volume ft³/p.	ND	D1	D2	D	Thread	L Thread min	WD	L1	L2	L3	L	H1	H
27NGTM2012NPT	½"x ½"NPT	40	0.240	0.0083	½"=>20mm	0.55	0.12	1.46	½"NPT	0.53	9/16	2.13	2.6	2.95	2.7	1.08	1.81



TEMPLATE FOR BATHTUB SET

Material: Metal



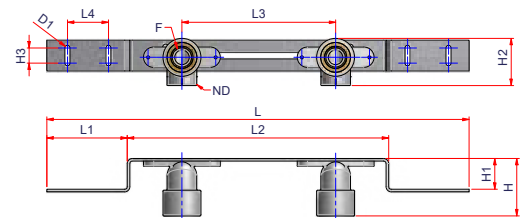
	Carton Qty	Weight lb/p.	Volume ft ³ /p.	L	L1	L2	H	H1	hole 1	int. A	hole 2	int. B	int. C	int. D	int. E
00DIMA	28	0.527	0.0211	16.14	3.05	10.04	1.18	0.59	0.20	1.58	0.26	6.69	5.91	6.30	7.09



MOUNTING UNIT WITH 90° ELBOW

Material: PP-RCT - Brass - Metal

Range: ½"x ½"NPT



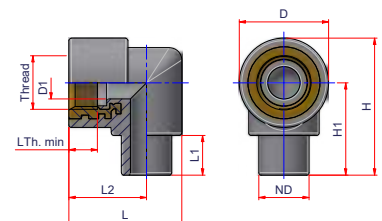
Code	Size	Carton Qty	Weight lb/p.	Volume ft ³ /p.	ND	Thread	L1	L2	L3	L4	L	H1	H2	H3	H	D1
27NGVRF2012NPT	½"x ½"NPT	12	0.855	0.0374	½" => 20 mm	½"NPT	3.05	10.04	5.91	1.58	16.14	1.18	1.81	0.59	2.21	0.2



FEMALE THREADED STREET 90° ELBOW W/NPT LEAD FREE BRASS

Material: PP-RCT-Brass

Range: ½"x ½"NPT

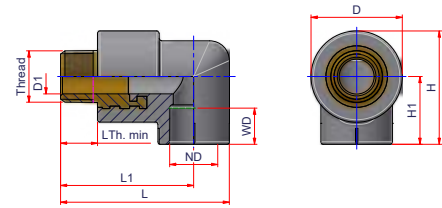


Code	Size	Carton Qty	Weight lb/p.	Volume ft ³ /p.	ND	D1	D	Thread	L Thread min	L1	L2	L	H1	H
27NGMFF2012NPT	½"x ½"NPT	60	0.169	0.0050	½" => 20 mm	0.52	1.14	½"NPT	0.53	0.53	1.22	1.77	1.46	2.17



MALE THREADED 90° ELBOW W/NPT LEAD FREE BRASS SOCKET FUSION

Material: PP-RCT-Brass
Range: ½"x½"NPT ÷ 1"x1"NPT
Notes: FM 1635 Approved

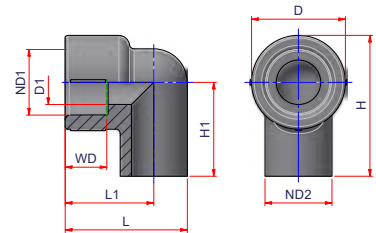


Code	Size	Carton Qty	Weight lb/p.	Volume ft³/p.	ND	D1	D	Thread	L Thread min	WD	L1	L	H1	H
27NGM2012NPT	½"x½"NPT	50	0.238	0.0041	½" => 20 mm	0.55	1.46	½"NPT	0.53	9/16	2.13	2.70	1.08	1.81
27NGM2512NPT	¾"x½"NPT	50	0.180	0.0046	¾" => 25 mm	0.55	1.46	½"NPT	0.53	5/8	2.13	2.82	1.20	1.93
27NGM2534NPT	¾"x¾"NPT	40	0.340	0.0056	¾" => 25 mm	0.73	1.65	¾"NPT	0.55	5/8	2.13	2.89	1.20	2.03
27NGM3212NPT	1"x½"NPT	30	0.297	0.0069	1" => 32 mm	0.55	1.65	½"NPT	0.53	11/16	2.4	3.23	1.42	2.24
27NGM3234NPT	1"x¾"NPT	40	0.356	0.0071	1" => 32 mm	0.73	1.65	¾"NPT	0.55	11/16	2.4	3.31	1.42	2.24
27NGM321NPT	1"x1"NPT	20	0.660	0.0122	1" => 32 mm	0.95	2.13	1"NPT	0.68	11/16	2.56	3.41	1.85	2.91



STREET 90° ELBOW SOCKET FUSION

Material: PP-RCT
Range: ½" ÷ 1¼"
Notes: FM 1635 Approved

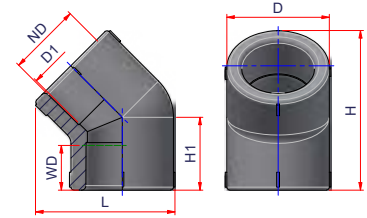


Code	Size	Carton Qty	Weight lb/p.	Volume ft³/p.	ND1	ND2	D1	D	WD	L1	L	H1	H
27NGMF20	½"x½"	100	0.033	0.0018	½" => 20 mm	½" => 20 mm	0.52	1.18	9/16	1.14	1.54	1.12	1.71
27NGMF25	¾"x¾"	60	0.031	0.003	¾" => 25 mm	¾" => 25 mm	0.65	1.38	5/8	1.30	1.79	1.38	2.07
27NGMF32	1"x1"	50	0.123	0.0052	1" => 32 mm	1" => 32 mm	0.95	1.69	11/16	1.34	1.97	1.87	2.70
27NGMF40	1¼"x1¼"	30	0.213	0.0098	1¼" => 40 mm	1¼" => 40 mm	1.30	2.05	13/16	1.75	2.60	2.15	3.17



45° ELBOW SOCKET FUSION

Material: PP-RCT
 Range: ½" ÷ 4"
 Notes: FM 1635 Approved

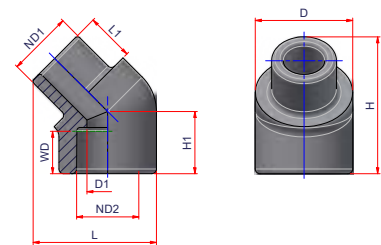


Code	Size	Carton Q.y	Weight lb/p.	Volume ft ³ /p.	ND	D1	D	WD	L	H1	H
27NC4520	½"	200	0.039	0.0016	½" = > 20 mm	0.65	1.14	9/16	1.30	0.85	1.81
27NC4525	¾"	150	0.050	0.003	¾" = > 25 mm	0.93	1.34	5/8	1.81	0.97	2.11
27NC4532	1"	40	0.085	0.0053	1" = > 32 mm	1.18	1.65	11/16	2.21	1.14	2.52
27NC4540	1¼"	24	0.165	0.0091	1¼" = > 40 mm	1.42	2.09	13/16	2.64	1.26	2.85
27NC4550	1½"	26	0.271	0.0175	1½" = > 50 mm	1.87	2.6	15/16	3.29	1.56	3.54
27NC4563	2"	35	0.427	0.0314	2" = > 63 mm	2.36	3.27	1 1/16	4.02	1.77	4.13
27NC4575	2½"	16	0.921	0.0657	2½" = > 75 mm	2.76	3.9	1 3/16	5.10	2.56	5.71
27NC4590	3"	12	1.338	0.0885	3" = > 90 mm	3.39	4.86	1 5/16	5.71	2.24	5.51
27NC45110	3½"	6	2.294	0.1507	3½" = > 110 mm	3.94	5.75	1 7/16	6.79	2.76	6.67
27NC45125	4"	4	3.245	0.2144	4" = > 125 mm	4.45	6.5	1 9/16	7.64	3.07	7.46



STREET 45° ELBOW SOCKET FUSION

Material: PP-RCT
 Range: ½" ÷ 1"



Code	Size	Carton Q.y	Weight lb/p.	Volume ft ³ /p.	ND1	ND2	D1	D	WD	L1	L	H1	H
27NC45MF20	½"	100	0.037	0.0016	½" = > 20 mm	½" = > 20 mm	0.51	1.2	9/16	0.59	1.42	0.77	1.59
27NC45MF25	¾"	100	0.048	0.0023	¾" = > 25 mm	¾" = > 25 mm	0.65	1.36	5/8	0.63	1.62	0.85	1.79
27NC45MF32	1"	50	0.114	0.0043	1" = > 32 mm	1" = > 32 mm	0.83	1.69	11/16	0.67	2.00	1.02	2.18

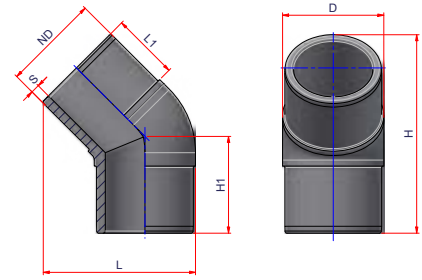



45° ELBOW MOLDED LONG SPIGOT

Material: PP-RCT

Range: 2" ÷ 8"

Notes: For butt fusion or electrofusion welding



SDR7.4

Code	Size	Carton Q.y	Weight lb/p.	Volume ft ³ /p.	ND	S	D	L1	L	H1	H
27NC457363MM	2"	50	0.61	0.0501	2" => 63 mm	0.34	2.68	2.76	4.69	3.54	6.89
27NC457375MM	2½"	35	1.048	0.0837	2½" => 75 mm	0.41	3.23	2.95	5.55	4.13	8.07
27NC457390MM	3"	25	1.729	0.1317	3" => 90 mm	0.48	3.82	3.54	6.44	4.72	9.25
27NC4573110MM	3½"	12	2.512	0.1765	3½" => 110 mm	0.59	4.53	3.43	7.05	4.72	9.55
27NC4573125MM	4"	10	-	0.2483	4" => 125 mm	0.67	5.14	3.74	7.83	5.12	10.43
27NC4573160MM	6"	12	7.608	0.4542	6" => 160 mm	0.86	6.57	3.98	9.76	5.87	12.24
27NC4573200MM	8"	8	-	0.9356	8" => 200 mm	1.08	8.23	4.61	12.44	7.68	15.83



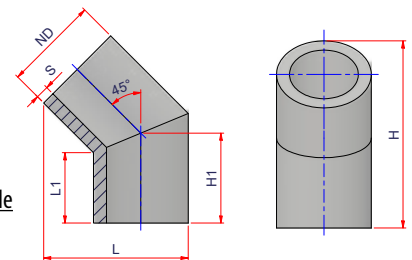
45° ELBOW TWO PIECE SEGMENTED FITTING

Material: PP-RCT

Range: 10" ÷ 12"

Notes: Also valid for any custom angles from 31° to 44°

ATTENTION: Made to order, custom angles are non-returnable



SDR7.4

Code	Size	Carton Q.y	Weight lb/p.	Volume ft ³ /p.	ND	S	L1	L	H1	H
27NC4573250MMB2	10"	1	20.130	1.4766	10" => 250 mm	1.35	6.46	8.5	14.41	17.99
27NC4573315MMB2	12"	1	32.882	2.3253	12" => 315 mm	1.70	6.18	8.75	16.77	19.32



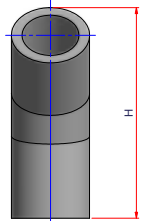
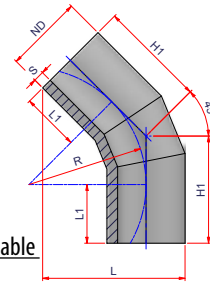
45° ELBOW THREE PIECE SEGMENTED FITTING

Material: PP-RCT

Range: 2" ÷ 12"

Notes: Also valid for any custom angles from 1° to 44°

ATTENTION: Made to order, custom angles are non-returnable



SDR7.4

Code	Size	Carton Q.y	Weight lb/p.	Volume ft ³ /p.	ND	S	L1	L	H1	H	R
27NC457363MMB	2"	1	0.986	0.1209	2" = > 63 mm	0.34	4	6.85	6.5	12.3	6.5
27NC457375MMB	2½"	1	1.512	0.1727	2½" = > 75 mm	0.41	4.5	7.6	7	13.3	6.5
27NC457390MMB	3"	1	2.353	0.2879	3" = > 90 mm	0.48	5.7	9	8.2	15.6	6.5
27NC4573110MMB	3½"	1	3.895	0.3979	3½" = > 110 mm	0.59	5.9	9.8	8.4	16.2	6.5
27NC4573125MMB	4"	1	5.228	0.5084	4" = > 125 mm	0.67	5.9	10.5	8.7	17	7.4
27NC4573160MMB	6"	1	9.358	0.8519	6" = > 160 mm	0.86	5.9	12.3	9.5	19	9.45
27NC4573200MMB	8"	1	16.057	1.3911	8" = > 200 mm	1.08	5.9	14.4	10.78	21.2	11.8
27NC4573250MMB	10"	1	37.137	3.4448	10" = > 250 mm	1.35	9.84	19.7	16.22	30.7	14.76
27NC4573315MMB	12"	1	72.113	6.6018	12" = > 315 mm	1.7	11.8	24.4	19.6	37.7	18.6

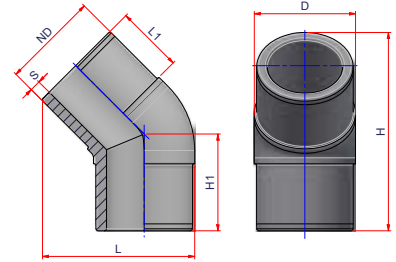


45° ELBOW MOLDED LONG SPIGOT

Material: PP-RCT

Range: 2" ÷ 8"

Notes: For butt fusion or electrofusion welding



SDR9

Code	Size	Carton Q.y	Weight lb/p.	Volume ft³/p.	ND	S	D	L1	L	H1	H
27NC45963MM	2"	50	0.126	0.0501	2" => 63 mm	0.28	2.68	2.76	4.69	3.54	6.89
27NC45975MM	2½"	35	0.223	0.0837	2½" => 75 mm	0.33	3.23	2.95	5.55	4.13	8.07
27NC45990MM	3"	25	0.342	0.1317	3" => 90 mm	0.4	3.82	3.54	6.44	4.72	9.25
27NC459110MM	3½"	12	0.485	0.1765	3½" => 110 mm	0.48	4.53	3.43	7.05	4.72	9.55
27NC459125MM	4"	10	0.681	0.2429	4" => 125 mm	0.55	5.14	3.74	7.83	5.12	10.43
27NC459160MM	6"	12	1.396	0.4908	6" => 160 mm	0.71	6.57	4.13	10	6.3	12.91
27NC459200MM	8"	8	2.705	0.9222	8" => 200 mm	0.88	8.23	4.61	12.24	7.68	15.82



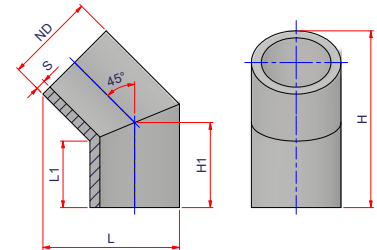
45° ELBOW TWO PIECE SEGMENTED FITTING

Material: PP-RCT

Range: 10" ÷ 14"

Notes: Also valid for any custom angles from 31° to 44°

ATTENTION: Made to order, custom angles are non-returnable



SDR9

Code	Size	Carton Q.y	Weight lb/p.	Volume ft³/p.	ND	S	L1	L	H1	H
27NC459250MMB2	10"	1	16.751	1.4766	10" => 250 mm	1.09	6.46	14.41	8.5	17.99
27NC459315MMB2	12"	1	27.491	2.3253	12" => 315 mm	1.38	6.18	16.77	8.75	19.32
27NC459355MMB2	14"	1	39.786	3.3824	14" => 355 mm	1.55	7.1	19.00	10	22.01



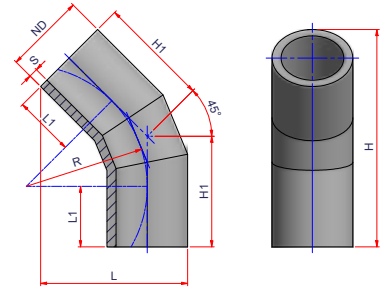
45° ELBOW THREE PIECE SEGMENTED FITTING

Material: PP-RCT

Range: 2" ÷ 14"

Notes: Also valid for any custom angles from 1° to 44°

ATTENTION: Made to order, custom angles are non-returnable



SDR9

Code	Size	Carton Q.y	Weight lb/p.	Volume ft ³ /p.	ND	S	L1	L	H1	H	R
27NC45963MMB	2"	1	0.837	0.1209	2" => 63 mm	0.28	4	6.85	6.5	12.3	6.5
27NC45975MMB	2½"	1	1.269	0.1727	2½" => 75 mm	0.33	4.5	7.6	7	13.3	6.5
27NC45990MMB	3"	1	2.141	0.2879	3" => 90 mm	0.4	5.7	9	8.2	15.6	6.5
27NC459110MMB	3½"	1	3.267	0.3979	3½" => 110 mm	0.48	5.9	9.8	8.4	16.2	6.5
27NC459125MMB	4"	1	4.403	0.5084	4" => 125 mm	0.55	5.9	10.5	8.7	17	7.4
27NC459160MMB	6"	1	7.871	0.8519	6" => 160 mm	0.7	5.9	12.3	9.5	19	9.45
27NC459200MMB	8"	1	13.507	1.3911	8" => 200 mm	0.88	5.9	14.4	10.78	21.2	11.8
27NC459250MMB	10"	1	31.18	3.4448	10" => 250 mm	1.1	9.84	19.7	16.22	30.7	14.76
27NC459315MMB	12"	1	60.606	6.6018	12" => 315 mm	1.39	11.8	24.4	19.6	37.7	18.6
27NC459355MMB	14"	1	80.793	8.5198	14" => 355 mm	1.56	11.8	26.4	19.8	39.9	21

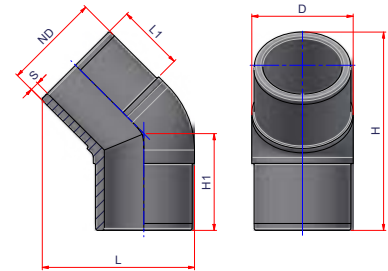


45° ELBOW MOLDED LONG SPIGOT

Material: PP-RCT

Range: 2" ÷ 12"

Notes: For butt fusion or electrofusion welding



SDR11

Code	Size	Carton Qty	Weight lb/p.	Volume ft ³ /p.	ND	S	D	L1	L	H1	H
27NC451163MM	2"	60	0.479	0.0502	2" => 63 mm	0.23	2.68	2.76	4.7	3.54	6.89
27NC451175MM	2½"	35	0.784	0.0837	2½" => 75 mm	0.27	3.23	2.95	5.55	4.13	8.07
27NC451190MM	3"	22	1.29	0.131	3" => 90 mm	0.32	3.8	3.54	6.44	4.72	9.25
27NC4511110MM	3½"	12	1.934	0.1774	3½" => 110 mm	0.39	4.53	3.43	7.08	4.72	9.55
27NC4511125MM	4"	10	2.654	0.2443	4" => 125 mm	0.45	5.14	3.74	7.87	5.12	10.43
27NC4511160MM	6"	18	4.649	0.4484	6" => 160 mm	0.58	6.57	4.06	9.64	5.91	12.24
27NC4511200MM	8"	18	9.656	0.9212	8" => 200 mm	0.72	8.21	4.61	12.25	7.68	15.83
27NC4511250MM	10"	12	16.317	1.583	10" => 250 mm	0.89	10.26	5.31	14.66	8.66	18.19
27NC4511315MM	12"	1	30.052	2.9201	12" => 315 mm	1.13	13	6.57	18.6	11.02	20.87



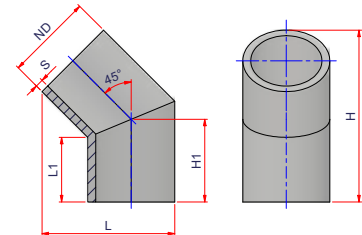
45° ELBOW TWO PIECE SEGMENTED FITTING

Material: PP-RCT

Range: 12" ÷ 20"

Notes: Also valid for any custom angles from 31° to 44°

ATTENTION: Made to order, custom angles are non-returnable



SDR11

Code	Size	Carton Qty	Weight lb/p.	Volume ft ³ /p.	ND	S	L1	L	H1	H
27NC4511315MMB2	12"	1	23.021	2.3250	12" => 315 mm	1.13	6.18	16.77	8.75	19.32
27NC4511355MMB2	14"	1	33.334	3.3820	14" => 355 mm	1.27	7.10	19.00	10.00	22.01
27NC4511400MMB2	16"	1	42.294	4.2320	16" => 400 mm	1.43	6.74	20.51	10.00	22.64
27NC4511450MMB2	18"	1	60.529	6.0540	18" => 450 mm	1.61	7.63	23.11	11.30	25.55
27NC4511500MMB2	20"	1	82.709	8.2660	20" => 500 mm	1.79	8.42	25.64	12.50	28.30



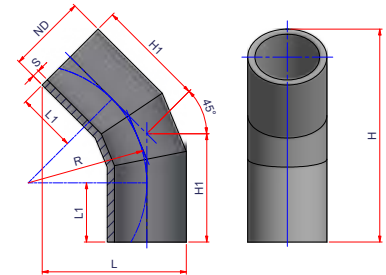
45° ELBOW THREE PIECE SEGMENTED FITTING

Material: PP-RCT

Range: 3" ÷ 20"

Notes: Also valid for any custom angles from 1° to 44°

ATTENTION: Made to order, custom angles are non-returnable



SDR11

Code	Size	Carton Qty	Weight lb/p.	Volume ft ³ /p.	ND	S	L1	L	H1	H	R
27NC451190MMB	3"	1	1.779	0.2879	3" => 90 mm	0.32	5.7	9	8.2	15.6	6.5
27NC4511110MMB	3½"	1	2.718	0.3979	3½" => 110 mm	0.39	5.9	9.8	8.4	16.2	6.5
27NC4511125MMB	4"	1	3.67	0.5084	4" => 125 mm	0.45	5.9	10.5	8.7	17	7.4
27NC4511160MMB	6"	1	6.569	0.8519	6" => 160 mm	0.57	5.9	12.3	9.5	19	9.45
27NC4511200MMB	8"	1	11.234	1.3911	8" => 200 mm	0.72	5.9	14.4	10.78	21.2	11.8
27NC4511250MMB	10"	1	25.963	3.4448	10" => 250 mm	0.89	9.84	19.7	16.22	30.7	14.76
27NC4511315MMB	12"	1	50.404	6.6018	12" => 315 mm	1.13	11.8	24.4	19.6	37.7	18.6
27NC4511355MMB	14"	1	67.089	8.5198	14" => 355 mm	1.27	11.8	26.4	19.8	39.9	21
27NC4511400MMB	16"	1	89.65	11.09	16" => 400 mm	1.43	11.8	28.7	21.6	42.4	23.6
27NC4511450MMB	18"	1	119.912	14.505	18" => 450 mm	1.61	11.8	31.3	22	45.2	26.6
27NC4511500MMB	20"	1	168.68	20.611	20" => 500 mm	1.79	13.8	35.2	26.2	51.4	29.5

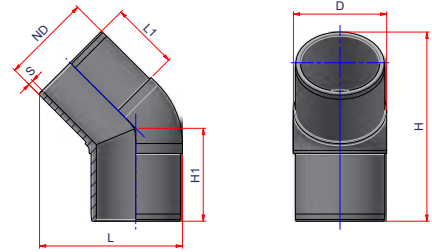


45° ELBOW MOLDED LONG SPIGOT

Material: PP-RCT

Range: 2" ÷ 12"

Notes: For butt fusion or electrofusion welding



SDR17

Code	Size	Carton Qty	Weight lb/p.	Volume ft³/p.	ND	S	D	L1	L	H1	H
27NC451763MM	2"	60	0.171	0.0501	2" => 63 mm	0.15	2.68	2.76	4.69	3.54	6.89
27NC451775MM	2½"	35	0.319	0.0837	2½" => 75 mm	0.18	3.23	2.95	5.55	4.13	8.07
27NC451790MM	3"	22	0.46	0.131	3" => 90 mm	0.21	3.8	3.54	6.44	4.72	9.25
27NC4517110MM	3½"	15	0.64	0.1765	3½" => 110 mm	0.26	4.53	3.43	7.05	4.72	9.55
27NC4517125MM	4"	10	0.875	0.2429	4" => 125 mm	0.29	5.14	3.74	7.83	5.12	10.43
27NC4517160MM	6"	19	1.68	0.2732	6" => 160 mm	0.37	6.57	4.06	5.87	6.3	12.24
27NC4517200MM	8"	18	3.642	0.5776	8" => 200 mm	0.47	8.21	4.61	7.68	7.68	15.83
27NC4517250MM	10"	12	6.284	0.9353	10" => 250 mm	0.58	10.26	5.31	8.66	8.66	18.19
27NC4517315MM	12"	1	12.609	1.6564	12" => 315 mm	0.74	13	6.57	10.55	10.55	20.87



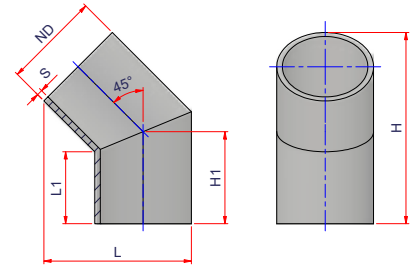
45° ELBOW TWO PIECE SEGMENTED FITTING

Material: PP-RCT

Range: 12" ÷ 24"

Notes: Also valid for any custom angles from 31° to 44°

ATTENTION: Made to order, custom angles are non-returnable



SDR17

Code	Size	Carton Qty	Weight lb/p.	Volume ft³/p.	ND	S	L1	L	H1	H
27NC4517315MMB2	12"	1	15.597	2.3253	12" => 315 mm	0.74	6.18	16.77	8.75	19.32
27NC4517355MMB2	14"	1	22.539	3.3824	14" => 355 mm	0.83	7.10	19.00	10.00	22.01
27NC4517400MMB2	16"	1	28.466	4.2318	16" => 400 mm	0.93	6.74	20.51	10.00	22.64
27NC4517450MMB2	18"	1	40.848	6.0538	18" => 450 mm	1.05	7.63	23.11	11.30	25.55
27NC4517500MMB2	20"	1	55.934	8.266	20" => 500 mm	1.17	8.42	25.64	12.50	28.30
27NC4517560MMB2	22"	1	74.723	-	22" => 560 mm	1.31	8.75	28.24	13.32	30.53
27NC4517630MMB2	24"	1	106.277	15.6828	24" => 630 mm	1.47	9.86	31.78	15.00	34.38



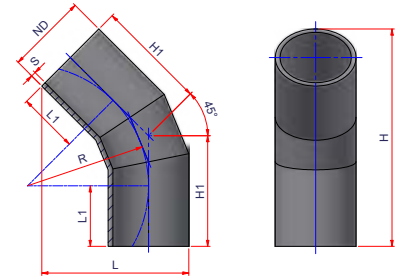
45° ELBOW THREE PIECE SEGMENTED FITTING

Material: PP-RCT

Range: 3" ÷ 24"

Notes: Also valid for any custom angles from 1° to 44°

ATTENTION: Made to order, custom angles are non-returnable



SDR17

Code	Size	Carton Qty	Weight lb/p.	Volume ft ³ /p.	ND	S	L1	L	R	H1	H
27NC451790MMB	3"	1	1.284	0.3092	3" => 90 mm	0.21	5.7	9.4	8.0	9.01	16.04
27NC4517110MMB	3½"	1	1.857	0.3976	3½" => 110 mm	0.26	5.91	9.78	6.5	8.6	16.22
27NC4517125MMB	4"	1	2.456	0.5126	4" => 125 mm	0.29	5.91	10.55	7.4	8.98	17.06
27NC4517160MMB	6"	1	4.382	0.8540	6" => 160 mm	0.37	5.91	12.33	9.45	9.83	19.00
27NC4517200MMB	8"	1	7.625	1.3885	8" => 200 mm	0.47	5.91	14.36	11.81	10.8	21.22
27NC4517250MMB	10"	1	17.436	3.4436	10" => 250 mm	0.58	9.84	19.68	14.76	15.95	30.72
27NC4517315MMB	12"	1	34.256	6.6009	12" => 315 mm	0.74	11.81	24.39	18.62	19.52	37.71
27NC4517355MMB	14"	1	45.431	8.5380	14" => 355 mm	0.83	11.81	26.43	20.98	20.5	39.94
27NC4517400MMB	16"	1	60.367	11.1017	16" => 400 mm	0.93	11.81	28.71	23.62	21.57	42.43
27NC4517450MMB	18"	1	80.901	14.4865	18" => 450 mm	1.05	11.81	31.26	26.57	22.82	45.20
27NC4517500MMB	20"	1	114.23	20.5989	20" => 500 mm	1.17	13.78	35.2	29.53	26.01	51.37
27NC4517560MMB	22"	1	151.152	26.6950	22" => 560 mm	1.31	13.78	38.25	33.07	27.48	54.70
27NC4517630MMB	24"	1	202.486	35.7676	24" => 630 mm	1.47	13.78	41.81	37.2	29.48	59.6



45° ELBOW TWO PIECE SEGMENTED FITTING

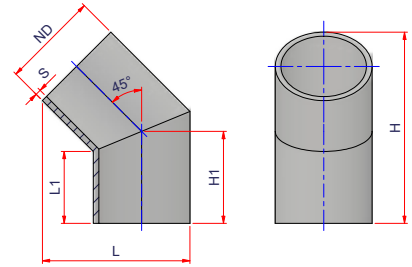
Material: PP-RCT

Range: 6" ÷ 32"

Notes: Only for butt fusion welding

Also valid for any custom angles from 31° to 44°

ATTENTION: Made to order, custom angles are non-returnable



SDR21

Code	Size	Carton Q.y	Weight lb/p.	Volume ft ³ /p.	ND	S	L1	L	H1	H
27NC4521160MMB2*	6"	1	3.45	0.3413	6" => 160 mm	0.3	3.14	8.84	4.9	10.59
27NC4521200MMB2*	8"	1	5.44	0.6662	8" => 200 mm	0.37	3.92	11.05	6.12	13.23
27NC4521250MMB2*	10"	1	9.62	1.3003	10" => 250 mm	0.47	4.9	13.81	7.65	16.53
27NC4521315MMB2*	12"	1	15.44	2.6024	12" => 315 mm	0.59	6.18	17.4	9.64	20.84
27NC4521355MMB2*	14"	1	21.96	3.7846	14" => 355 mm	0.67	7.11	19.71	11	23.74
27NC4521400MMB2*	16"	1	30.65	4.7697	16" => 400 mm	0.75	6.73	21.31	11.12	24.56
27NC4521450MMB2**	18"	1	41.63	6.8315	18" => 450 mm	0.84	7.64	24.02	12.58	27.74
27NC4521500MMB2**	20"	1	51.18	9.3228	20" => 500 mm	0.94	8.43	26.64	13.92	30.72
27NC4521560MMB2**	22"	1	76.91	12.4362	22" => 560 mm	1.05	8.74	29.35	14.89	33.21
27NC4521630MMB2*	24"	1	98.00	17.7463	24" => 630 mm	1.18	9.86	33.04	16.78	37.42
27NC4521710MMB2**	28"	1	124.38	25.3907	28" => 710 mm	1.33	11.11	37.23	18.91	42.16
27NC4521800MMB2**	32"	1	156.91	36.327	32" => 800 mm	1.5	12.52	41.95	21.31	47.51

* Lead time 30 days ** Lead time 90 days



45° ELBOW THREE PIECE SEGMENTED FITTING

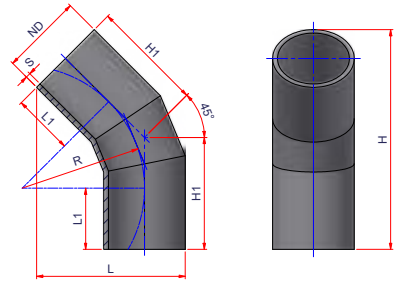
Material: PP-RCT

Range: 6" ÷ 32"

Notes: For butt fusion or electrofusion welding

Also valid for any custom angles from 1° to 44°

ATTENTION: Made to order, custom angles are non-returnable



SDR21

Code	Size	Carton Qty	Weight lb/p.	Volume ft ³ /p.	ND	S	L1	L	H1	H	R
27NC4521160MMB*	6"	1	5.81	0.5817	6" = > 160 mm	0.3	5.91	12.32	9.8	12.95	9.45
27NC4521200MMB*	8"	1	11.02	0.9632	8" = > 200 mm	0.37	5.91	14.36	10.79	14.72	11.81
27NC4521250MMB*	10"	1	17.04	2.3705	10" = > 250 mm	0.47	9.84	19.69	16.22	21.14	14.76
27NC4521315MMB*	12"	1	27.35	4.5175	12" = > 315 mm	0.59	11.81	24.39	19.61	25.81	18.62
27NC4521355MMB*	14"	1	34.43	5.8696	14" = > 355 mm	0.67	11.81	26.43	20.47	27.46	20.98
27NC4521400MMB*	16"	1	50.68	7.7057	16" = > 400 mm	0.75	11.81	28.71	21.57	29.45	23.62
27NC4521450MMB**	18"	1	64.6	10.1565	18" = > 450 mm	0.84	11.81	31.26	22.83	31.69	26.57
27NC4521500MMB**	20"	1	79.41	14.4427	20" = > 500 mm	0.94	13.78	35.19	26.18	36.02	29.53
27NC4521560MMB**	22"	1	99.36	18.7899	22" = > 560 mm	1.05	13.78	38.25	27.48	38.5	33.07
27NC4521630MMB*	24"	1	126.61	24.9508	24" = > 630 mm	1.18	13.78	41.81	29.17	41.57	37.2
27NC4521710MMB**	28"	1	160.68	33.5175	28" = > 710 mm	1.33	13.78	45.88	31.18	45.16	41.93
27NC4521800MMB**	32"	1	202.71	45.1572	32" = > 800 mm	1.5	13.78	50.46	33.35	49.09	47.24



45° ELBOW TWO PIECE SEGMENTED FITTING

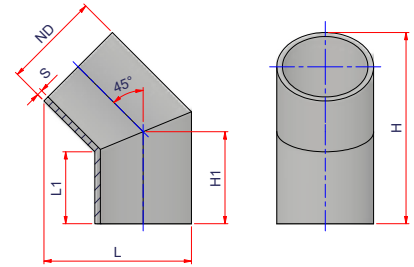
Material: PP-RCT

Range: 6" ÷ 40"

Notes: Only for butt fusion welding

Also valid for any custom angles from 31° to 44°

ATTENTION: Made to order, custom angles are non-returnable



SDR26

Code	Size	Carton Q.y	Weight lb/p.	Volume ft ³ /p.	ND	S	L1	L	H1	H
27NC4526160MMB2*	6"	1	1.98	0.3413	6" => 160 mm	0.24	3.14	8.84	4.9	10.59
27NC4526200MMB2*	8"	1	3.07	0.6662	8" => 200 mm	0.3	3.92	11.05	6.12	13.23
27NC4526250MMB2*	10"	1	6.87	1.3003	10" => 250 mm	0.38	4.9	13.81	7.65	16.53
27NC4526315MMB2*	12"	1	10.93	2.6024	12" => 315 mm	0.48	6.18	17.4	9.64	20.84
27NC4526355MMB2*	14"	1	15.82	3.7846	14" => 355 mm	0.54	7.11	19.71	11	23.74
27NC4526400MMB2*	16"	1	20.14	4.7697	16" => 400 mm	0.61	6.73	21.31	11.12	24.56
27NC4526450MMB2**	18"	1	28.95	6.8315	18" => 450 mm	0.68	7.64	24.02	12.58	27.74
27NC4526500MMB2**	20"	1	39.19	9.3228	20" => 500 mm	0.76	8.43	26.64	13.92	30.72
27NC4526560MMB2**	22"	1	52.33	12.4362	22" => 560 mm	0.85	8.74	29.35	14.89	33.21
27NC4526630MMB2*	24"	1	66.47	17.7463	24" => 630 mm	0.95	9.86	33.04	16.78	37.42
27NC4526710MMB2**	28"	1	101.23	25.3907	28" => 710 mm	1.08	11.11	37.23	18.91	42.16
27NC4526800MMB2**	32"	1	128.83	36.327	32" => 800 mm	1.21	12.52	41.95	21.31	47.51
27NC4526900MMB2**	36"	1	162.75	51.7315	36" => 900 mm	1.36	14.09	47.2	23.97	53.45
27NC45261000MMB2**	40"	1	200.64	70.9456	40" => 1000 mm	1.51	15.65	52.44	26.63	59.38



45° ELBOW THREE PIECE SEGMENTED FITTING

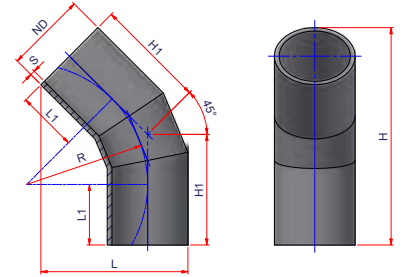
Material: PP-RCT

Range: 6" ÷ 40"

Notes: For butt fusion or electrofusion welding

Also valid for any custom angles from 1° to 44°

ATTENTION: Made to order, custom angles are non-returnable



SDR26

Code	Size	Carton Qty	Weight lb/p.	Volume ft ³ /p.	ND	S	L1	L	H1	H	R
27NC4526160MMB*	6"	1	2.93	0.5817	6" = > 160 mm	0.24	5.91	12.32	9.8	12.95	9.45
27NC4526200MMB*	8"	1	4.54	0.9632	8" = > 200 mm	0.3	5.91	14.36	10.79	14.72	11.81
27NC4526250MMB*	10"	1	11.59	2.3705	10" = > 250 mm	0.38	9.84	19.69	16.22	21.14	14.76
27NC4526315MMB*	12"	1	22.12	4.5175	12" = > 315 mm	0.48	11.81	24.39	19.61	25.81	18.62
27NC4526355MMB*	14"	1	28.02	5.8696	14" = > 355 mm	0.54	11.81	26.43	20.47	27.46	20.98
27NC4526400MMB*	16"	1	35.67	7.7057	16" = > 400 mm	0.61	11.81	28.71	21.57	29.45	23.62
27NC4526450MMB**	18"	1	45.38	10.1565	18" = > 450 mm	0.68	11.81	31.26	22.83	31.69	26.57
27NC4526500MMB**	20"	1	64.81	14.4427	20" = > 500 mm	0.76	13.78	35.19	26.18	36.02	29.53
27NC4526560MMB**	22"	1	81.2	18.7899	22" = > 560 mm	0.85	13.78	38.25	27.48	38.5	33.07
27NC4526630MMB*	24"	1	103.15	24.9508	24" = > 630 mm	0.95	13.78	41.81	29.17	41.57	37.2
27NC4526710MMB**	28"	1	130.78	33.5175	28" = > 710 mm	1.08	13.78	45.88	31.18	45.16	41.93
27NC4526800MMB**	32"	1	166.43	45.1572	32" = > 800 mm	1.21	13.78	50.46	33.35	49.09	47.24
27NC4526900MMB**	36"	1	240.31	64.8218	36" = > 900 mm	1.36	15.75	56.95	37.8	55.51	53.15
27NC45261000MMB**	40"	1	296.26	84.6943	40" = > 1000 mm	1.51	15.75	62.04	40.24	59.92	59.06



45° ELBOW TWO PIECE SEGMENTED FITTING

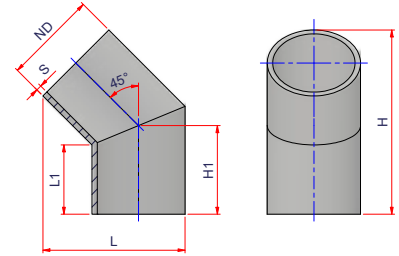
Material: PP-RCT

Range: 6" ÷ 40"

Notes: Only for butt fusion welding

Also valid for any custom angles from 31° to 44°

ATTENTION: Made to order, custom angles are non-returnable



SDR33

Code	Size	Carton Q.y	Weight lb/p.	Volume ft ³ /p.	ND	S	L1	L	H1	H
27NC4533160MMB2*	6"	1	1.6	0.3413	6" => 160 mm	0.19	3.14	8.84	4.9	10.59
27NC4533200MMB2*	8"	1	2.4	0.6662	8" => 200 mm	0.24	3.92	11.05	6.12	13.23
27NC4533250MMB2*	10"	1	5.47	1.3003	10" => 250 mm	0.3	4.9	13.81	7.65	16.53
27NC4533315MMB2*	12"	1	8.73	2.6024	12" => 315 mm	0.38	6.18	17.4	9.64	20.84
27NC4533355MMB2*	14"	1	12.7	3.7846	14" => 355 mm	0.42	7.11	19.71	11	23.74
27NC4533400MMB2*	16"	1	15.99	4.7697	16" => 400 mm	0.48	6.73	21.31	11.12	24.56
27NC4533450MMB2**	18"	1	22.85	6.8315	18" => 450 mm	0.54	7.64	24.02	12.58	27.74
27NC4533500MMB2**	20"	1	31.21	9.3228	20" => 500 mm	0.6	8.43	26.64	13.92	30.72
27NC4533560MMB2**	22"	1	41.59	12.4362	22" => 560 mm	0.67	8.74	29.35	14.89	33.21
27NC4533630MMB2*	24"	1	53.06	17.7463	24" => 630 mm	0.75	9.86	33.04	16.78	37.42
27NC4533710MMB2**	28"	1	80.35	25.3907	28" => 710 mm	0.85	11.11	37.23	18.91	42.16
27NC4533800MMB2**	32"	1	102.24	36.327	32" => 800 mm	0.95	12.52	41.95	21.31	47.51
27NC4533900MMB2**	36"	1	129.39	51.7315	36" => 900 mm	1.07	14.09	47.2	23.97	53.45
27NC45331000MMB2**	40"	1	159.74	70.9456	40" => 1000 mm	1.19	15.65	52.44	26.63	59.38



45° ELBOW THREE PIECE SEGMENTED FITTING

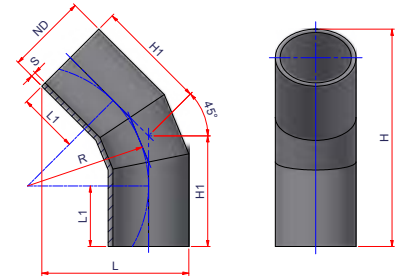
Material: PP-RCT

Range: 6" ÷ 40"

Notes: For butt fusion or electrofusion welding

Also valid for any custom angles from 1° to 44°

ATTENTION: Made to order, custom angles are non-returnable



SDR33

Code	Size	Carton Qty	Weight lb/p.	Volume ft ³ /p.	ND	S	L1	L	H1	H	R
27NC4533160MMB*	6"	1	2.37	0.5817	6" = > 160 mm	0.19	5.91	12.32	9.8	12.95	9.45
27NC4533200MMB*	8"	1	3.55	0.9632	8" = > 200 mm	0.24	5.91	14.36	10.79	14.72	11.81
27NC4533250MMB*	10"	1	9.23	2.3705	10" = > 250 mm	0.3	9.84	19.69	16.22	21.14	14.76
27NC4533315MMB*	12"	1	17.66	4.5175	12" = > 315 mm	0.38	11.81	24.39	19.61	25.81	18.62
27NC4533355MMB*	14"	1	22.5	5.8696	14" = > 355 mm	0.42	11.81	26.43	20.47	27.46	20.98
27NC4533400MMB*	16"	1	28.32	7.7057	16" = > 400 mm	0.48	11.81	28.71	21.57	29.45	23.62
27NC4533450MMB**	18"	1	35.82	10.1565	18" = > 450 mm	0.54	11.81	31.26	22.83	31.69	26.57
27NC4533500MMB**	20"	1	51.61	14.4427	20" = > 500 mm	0.6	13.78	35.19	26.18	36.02	29.53
27NC4533560MMB**	22"	1	64.53	18.7899	22" = > 560 mm	0.67	13.78	38.25	27.48	38.5	33.07
27NC4533630MMB*	24"	1	82.34	24.9508	24" = > 630 mm	0.75	13.78	41.81	29.17	41.57	37.2
27NC4533710MMB**	28"	1	103.8	33.5175	28" = > 710 mm	0.85	13.78	45.88	31.18	45.16	41.93
27NC4533800MMB**	32"	1	132.09	45.1572	32" = > 800 mm	0.95	13.78	50.46	33.35	49.09	47.24
27NC4533900MMB**	36"	1	191.05	64.8218	36" = > 900 mm	1.07	15.75	56.95	37.8	55.51	53.15
27NC45331000MMB**	40"	1	235.86	84.6943	40" = > 1000 mm	1.19	15.75	62.04	40.24	59.92	59.06



22.5° ELBOW - LONG SPIGOT

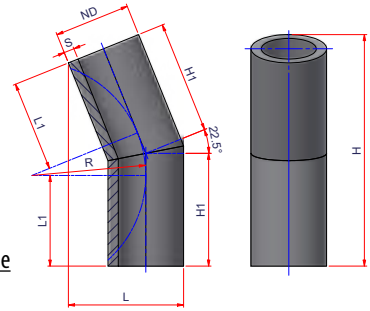
Material: PP-RCT

Range: 3" ÷ 12"

Notes: Segmented fitting for butt fusion or electrofusion welding.

The prices of segmented elbows on this page are also valid for any custom angles from 1° to 30°.

ATTENTION: Made to order, custom angles are non-returnable



SDR7.4

Code	Size	Carton Qty	Weight lb/p.	Volume ft ³ /p.	ND	S	L1	L	R	H1	H
27NC227390MMB	3"	1	1.100	0.3798	3"=> 90 mm	0.48	5.7	5.93	5.23	6.72	13.61
27NC2273110MMB	3½"	1	1.764	0.5372	3½"=> 110 mm	0.59	5.91	6.86	6.5	7.17	14.64
27NC2273125MMB	4"	1	2.332	0.6476	4"=> 125 mm	0.67	5.91	7.50	7.4	7.35	15.08
27NC2273160MMB	6"	1	4.039	0.9461	6"=> 160 mm	0.86	5.91	8.97	9.45	7.75	16.11
27NC2273200MMB	8"	1	6.713	1.3622	8"=> 200 mm	1.08	5.91	10.66	11.81	8.21	17.29
27NC2273250MMB	10"	1	16.245	3.9518	10"=> 250 mm	1.35	9.84	14.25	14.76	12.71	26.34
27NC2273315MMB	12"	1	31.294	7.3767	12"=> 315 mm	1.7	11.81	17.73	18.62	15.43	32.06



22.5° ELBOW - LONG SPIGOT

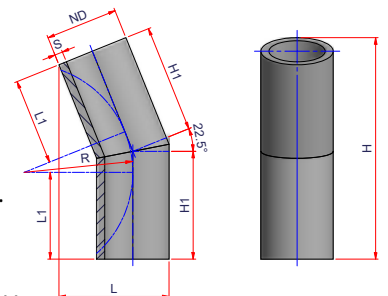
Material: PP-RCT

Range: 3" ÷ 14"

Notes: Segmented fitting for butt fusion or electrofusion welding.

The prices of segmented elbows on this page are also valid for any custom angles from 1° to 30°.

ATTENTION: Made to order, custom angles are non-returnable



SDR9

Code	Size	Carton Qty	Weight lb/p.	Volume ft ³ /p.	ND	S	L1	L	R	H1	H
27NC22990MMB	3"	1	0.906	0.3798	3"=> 90 mm	0.39	5.7	5.93	5.23	6.72	13.61
27NC229110MMB	3½"	1	1.455	0.5372	3½"=> 110 mm	0.48	5.91	6.86	6.5	7.17	14.64
27NC229125MMB	4"	1	1.939	0.6476	4"=> 125 mm	0.55	5.91	7.5	7.4	7.35	15.08
27NC229160MMB	6"	1	3.332	0.9461	6"=> 160 mm	0.7	5.91	8.97	9.45	7.75	16.11
27NC229200MMB	8"	1	5.485	1.3622	8"=> 200 mm	0.87	5.91	10.66	11.81	8.21	17.29
27NC229250MMB	10"	1	13.303	3.9518	10"=> 250 mm	1.09	9.84	14.25	14.76	12.71	26.34
27NC229315MMB	12"	1	25.755	7.3767	12"=> 315 mm	1.38	11.81	17.73	18.62	15.43	32.06
27NC229355MMB	14"	1	33.578	8.407	14"=> 355 mm	1.55	11.81	19.42	20.98	15.89	32.24



22.5° ELBOW - LONG SPIGOT

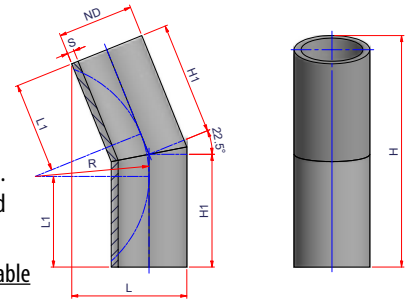
Material: PP-RCT

Range: 3" ÷ 20"

Notes: Segmented fitting for butt fusion or electrofusion welding.

The prices of segmented elbows on this page are also valid for any custom angles from 1° to 30°.

ATTENTION: Made to order, custom angles are non-returnable



SDR11

Code	Size	Carton Qty	Weight lb/p.	Volume ft ³ /p.	ND	S	L1	L	R	H1	H
27NC221190MMB	3"	1	0.751	0.3798	3"=> 90 mm	0.32	5.7	5.93	5.23	6.72	13.61
27NC2211110MMB	3½"	1	1.195	0.5372	3½"=> 110 mm	0.39	5.91	6.86	6.5	7.17	14.64
27NC2211125MMB	4"	1	1.604	0.6476	4"=> 125 mm	0.45	5.91	7.5	7.4	7.35	15.08
27NC2211160MMB	6"	1	2.789	0.9461	6"=> 160 mm	0.58	5.91	8.97	9.45	7.75	16.11
27NC2211200MMB	8"	1	4.585	1.3622	8"=> 200 mm	0.72	5.91	10.66	11.81	8.21	17.29
27NC2211250MMB	10"	1	10.979	3.9518	10"=> 250 mm	0.89	9.84	14.25	14.76	12.71	26.34
27NC2211315MMB	12"	1	21.315	7.3767	12"=> 315 mm	1.13	11.81	17.73	18.62	15.43	32.06
27NC2211355MMB	14"	1	27.804	8.9366	14"=> 355 mm	1.27	11.81	19.42	20.98	15.89	33.24
27NC2211400MMB	16"	1	36.416	10.885	16"=> 400 mm	1.43	11.81	21.32	23.62	16.4	34.56
27NC2211450MMB	18"	1	47.735	13.3096	18"=> 450 mm	1.61	11.81	23.43	26.57	16.98	36.03
27NC2211500MMB	20"	1	67.809	19.4403	20"=> 500 mm	1.79	13.78	26.28	29.53	19.52	41.31



22.5° ELBOW - LONG SPIGOT

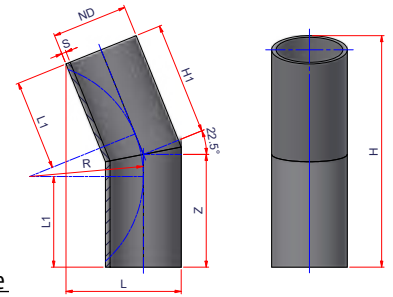
Material: PP-RCT

Range: 3" ÷ 24"

Notes: Segmented fitting for butt fusion or electrofusion welding.

The prices of segmented elbows on this page are also valid for any custom angles from 1° to 30°.

ATTENTION: Made to order, custom angles are non-returnable



SDR17

Code	Size	Carton Qty	Weight lb/p.	Volume ft ³ /p.	ND	S	L1	L	R	H1	H
27NC221790MMB	3"	1	0.541	0.1841	3"=> 90 mm	0.32	5.7	6.13	8.0	7.26	14.65
27NC2217110MMB	3½"	1	0.809	0.2517	3½"=> 110 mm	0.39	5.91	6.86	6.5	7.17	14.64
27NC2217125MMB	4"	1	1.051	0.3221	4"=> 125 mm	0.45	5.91	7.5	7.4	7.35	15.08
27NC2217160MMB	6"	1	1.810	0.5268	6"=> 160 mm	0.58	5.91	8.97	9.45	7.75	16.11
27NC2217200MMB	8"	1	3.043	0.8399	8"=> 200 mm	0.72	5.91	10.66	11.81	8.21	17.29
27NC2217250MMB	10"	1	7.273	2.1379	10"=> 250 mm	0.89	9.84	14.25	14.76	12.71	26.34
27NC2217315MMB	12"	1	14.188	4.0795	12"=> 315 mm	1.13	11.81	17.73	18.62	15.43	32.06
27NC2217355MMB	14"	1	18.471	5.2211	14"=> 355 mm	1.27	11.81	19.42	20.98	15.89	33.24
27NC2217400MMB	16"	1	24.077	6.715	16"=> 400 mm	1.43	11.81	21.32	23.62	16.40	34.56
27NC2217450MMB	18"	1	31.647	8.6551	18"=> 450 mm	1.61	11.81	23.43	26.57	16.98	36.03
27NC2217500MMB	20"	1	45.053	12.3672	20"=> 500 mm	1.79	13.78	26.28	29.53	19.52	41.31
27NC2217560MMB	22"	1	58.49	15.8372	22"=> 560 mm	1.31	13.78	28.82	33.07	20.21	43.07
27NC2217630MMB	24"	1	76.775	20.5846	24"=> 630 mm	1.47	13.78	31.77	37.2	21.01	45.14

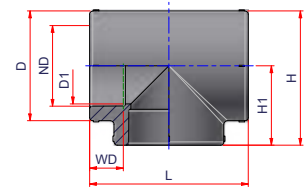


TEE - SOCKET FUSION

Material: PP-RCT

Range: ½" ÷ 4"

Notes: FM 1635 Approved



Code	Size	Carton Qty	Weight lb/p.	Volume ft ³ /p.	ND	D1	D	WD	L	H1	H
27NT20	½"	150	0.056	0.0027	½" => 20 mm	0.71	1.3	9/16	2.13	1.06	1.71
27NT25	¾"	80	0.090	0.0038	¾" => 25 mm	0.83	1.38	5/8	2.48	1.24	1.93
27NT32	1"	40	0.184	0.0072	1" => 32 mm	1.18	1.81	11/16	2.91	1.46	2.36
27NT40	1¼"	30	0.279	0.0121	1¼" => 40 mm	1.42	2.21	13/16	3.39	1.69	2.8
27NT50	1½"	16	0.516	0.0218	1½" => 50 mm	1.81	2.76	15/16	4.02	2.01	3.39
27NT63	2"	24	0.868	0.0409	2" => 63 mm	2.32	3.47	1 1/16	4.88	2.44	4.17
27NT75	2½"	16	1.249	0.0644	2½" => 75 mm	2.76	3.98	1 3/16	5.75	2.87	4.86
27NT90	3"	8	2.296	0.1094	3" => 90 mm	3.31	4.88	1 5/16	6.69	3.35	5.79
27NT110	3½"	4	3.366	0.1783	3½" => 110 mm	3.94	5.75	1 7/16	7.87	3.94	6.81
27NT125	4"	20	6.270	0.3024	4" => 125 mm	4.45	6.5	1 9/16	9.84	4.92	8.17

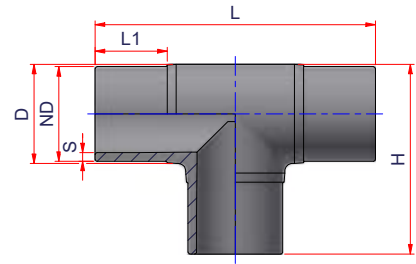



MOLDED LONG SPIGOT TEE

Material: PP-RCT

Range: 2" ÷ 8"

Notes: For butt fusion or electrofusion welding



SDR7.4

Code	Size	Carton Qty	Weight lb/p.	Volume ft ³ /p.	ND	S	D	L1	L	H
27NT7363MM	2"	30	1.078	0.0888	2" => 63 mm	0.34	2.68	2.76	9.44	6.06
27NT7375MM	2½"	1	1.724	0.1288	2½" => 75 mm	0.41	3.23	2.95	10.24	6.74
27NT7390MM	3"	16	2.635	0.2016	3" => 90 mm	0.48	3.84	3.54	11.4	7.77
27NT73110MM	3½"	9	4.454	0.3045	3½" => 110 mm	0.59	4.83	3.43	12.6	8.72
27NT73125MM	4"	16	6.414	0.4290	4" => 125 mm	0.67	5.16	3.74	15.16	10.16
27NT73160MM	6"	8	12.064	0.7270	6" => 160 mm	0.86	6.77	4.33	17.08	11.93
27NT73200MM	8"	10	21.382	1.3041	8" => 180 mm	1.08	8.39	4.61	19.68	14.04



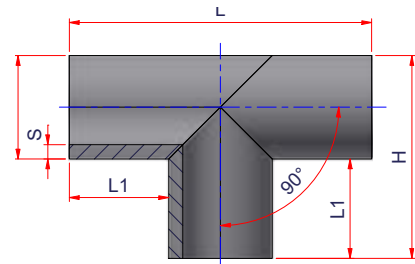
SEGMENTED TEE

Material: PP-RCT

Range: 10" ÷ 12"

Notes: For butt fusion or electrofusion welding

ATTENTION: Made to order



SDR7.4

Code	Size	Carton Qty	Weight lb/p.	Volume ft ³ /p.	ND	S	L1	L	H
27NT73250MMB	10"	1	45.987	3.3091	10" => 250 mm	1.35	9.84	29.52	19.68
27NT73315MMB	12"	1	88.617	6.3193	12" => 315 mm	1.70	13.24	36.22	24.31

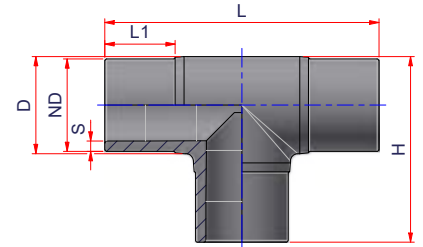


MOLDED LONG SPIGOT TEE

Material: PP-RCT

Range: 2" ÷ 8"

Notes: For butt fusion or electrofusion welding



SDR9

Code	Size	Carton Qty	Weight lb/p.	Volume ft ³ /p.	ND	S	D	L1	L	H
27NT963MM	2"	1	0.929	0.0888	2" => 63 mm	0.28	2.68	2.76	9.45	6.06
27NT975MM	2½"	1	1.432	0.1288	2½" => 75 mm	0.33	3.23	2.95	10.24	6.73
27NT990MM	3"	1	2.242	0.2016	3" => 90 mm	0.39	3.84	3.54	11.69	7.76
27NT9110MM	3½"	1	3.830	0.3045	3½" => 110 mm	0.48	4.8	3.43	12.6	8.7
27NT9125MM	4"	1	5.479	0.429	4" => 125 mm	0.55	5.16	3.74	14.57	9.86
27NT9160MM	6"	1	10.294	0.727	6" => 160 mm	0.70	6.57	4.06	16.54	11.56
27NT9200MM	8"	1	18.074	1.3041	8" => 200 mm	0.87	8.21	4.61	19.69	13.94



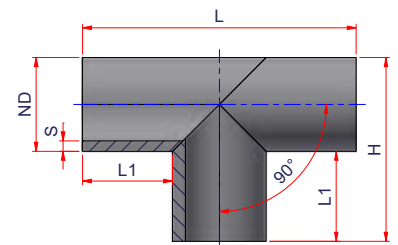
SEGMENTED TEE

Material: PP-RCT

Range: 10" ÷ 14"

Notes: For butt fusion or electrofusion welding

ATTENTION: Made to order



SDR9

Code	Size	Carton Qty	Weight lb/p.	Volume ft ³ /p.	ND	S	L1	L	H
27NT9250MMB	10"	1	38.122	3.3091	10" => 250 mm	1.09	9.84	29.52	19.68
27NT9315MMB	12"	1	73.800	6.3193	12" => 315 mm	1.38	13.24	36.22	24.31
27NT9355MMB	14"	1	96.368	7.9154	14" => 355 mm	1.55	11.81	37.8	25.89

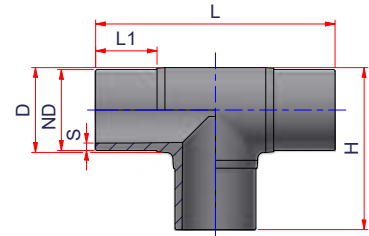


MOLDED LONG SPIGOT TEE

Material: PP-RCT

Range: 2" ÷ 12"

Notes: For butt fusion or electrofusion welding



SDR11

Code	Size	Carton Qty	Weight lb/p.	Volume ft³/p.	ND	S	D	L1	L	H
27NT1163MM	2"	35	0.793	0.0822	2" => 63 mm	0.23	2.68	2.76	9.45	6.06
27NT1175MM	2½"	20	1.222	0.1178	2½" => 75 mm	0.27	3.23	2.95	10.24	6.73
27NT1190MM	3"	15	1.909	0.186	3" => 90 mm	0.32	3.84	3.54	11.69	7.76
27NT11110MM	3½"	9	3.273	0.2747	3½" => 110 mm	0.39	4.8	3.43	12.6	8.7
27NT11125MM	4"	5	4.649	0.4091	4" => 125 mm	0.45	5.16	3.74	14.57	9.86
27NT11160MM	6"	24	8.871	0.6970	6" => 160 mm	0.58	6.57	4.06	16.54	11.56
27NT11200MM	8"	10	15.855	1.2507	8" => 200 mm	0.72	8.21	4.61	19.69	13.94
27NT11250MM	10"	1	28.722	2.3437	10" => 250 mm	0.89	10.26	6.26	24.02	17.13
27NT11315MM	12"	1	34.000	4.8268	12" => 315 mm	1.13	12.99	6.69	29.92	21.46



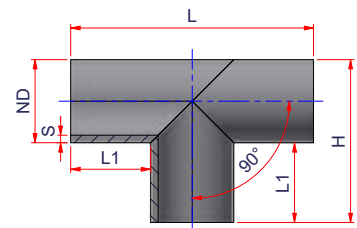
SEGMENTED TEE

Material: PP-RCT

Range: 14" ÷ 20"

Notes: For butt fusion or electrofusion welding

ATTENTION: Made to order



SDR11

Code	Size	Carton Qty	Weight lb/p.	Volume ft³/p.	ND	S	L1	L	H
27NT11355MMB	14"	1	81.054	7.9154	14" => 355 mm	11.81	37.8	25.89	25.79
27NT11400MMB	16"	1	105.543	9.8884	16" => 400 mm	1.43	11.81	39.37	27.56
27NT11450MMB	18"	1	138.526	12.5161	18" => 450 mm	1.61	11.81	41.34	29.53
27NT11500MMB	20"	1	198.676	18.0157	20" => 500 mm	13.78	47.24	33.46	33.47

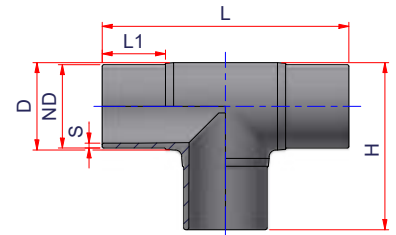


MOLDED LONG SPIGOT TEE

Material: PP-RCT

Range: 2" ÷ 12"

Notes: For butt fusion or electrofusion welding



SDR17

Code	Size	Carton Qty	Weight lb/p.	Volume ft ³ /p.	ND	S	D	L1	L	H
27NT1763MM	2"	30	0.570	0.0888	2" => 63 mm	0.15	2.68	2.76	9.450	6.06
27NT1775MM	2½"	20	0.902	0.1288	2½" => 75 mm	0.18	3.23	2.95	10.24	6.73
27NT1790MM	3"	16	1.374	0.2016	3" => 90 mm	0.21	3.84	3.54	11.69	7.76
27NT17110MM	3½"	9	2.454	0.3045	3½" => 110 mm	0.26	4.80	3.43	12.6	8.70
27NT17125MM	4"	5	3.261	0.4290	4" => 125 mm	0.29	5.16	3.74	14.57	9.86
27NT17160MM	6"	7	6.294	0.727	6" => 160 mm	0.37	6.57	4.06	16.54	11.56
27NT17200MM	8"	5	11.191	1.3041	8" => 200 mm	0.47	8.21	4.61	19.69	13.94
27NT17250MM	10"	11	20.179	2.4431	10" => 250 mm	0.58	10.26	6.26	24.02	17.13
27NT17315MM	12"	1	39.828	4.8268	12" => 315 mm	0.74	12.99	6.69	29.92	21.46



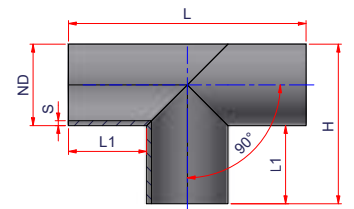
SEGMENTED TEE

Material: PP-RCT

Range: 14" ÷ 24"

Notes: For butt fusion or electrofusion welding

ATTENTION: Made to order



SDR17

Code	Size	Carton Qty	Weight lb/p.	Volume ft ³ /p.	ND	S	L1	L	H
27NT17355MMB	14"	1	54.117	7.8431	14" => 355 mm	0.83	11.81	37.60	25.79
27NT17400MMB	16"	1	70.609	9.8884	16" => 400 mm	0.93	11.81	39.37	27.56
27NT17450MMB	18"	1	92.876	12.5161	18" => 450 mm	1.05	11.81	41.34	29.53
27NT17500MMB	20"	1	132.166	18.0157	20" => 500 mm	1.17	13.78	47.25	33.47
27NT17560MMB	22"	1	171.70	22.6791	22" => 560 mm	1.31	13.78	49.61	35.83
27NT17630MMB	24"	1	225.541	28.9951	24" => 630 mm	1.47	13.78	52.36	38.58



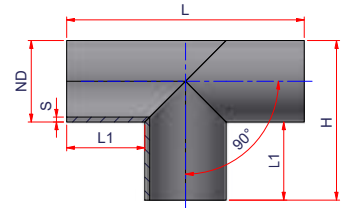
SEGMENTED TEE

Material: PP-RCT

Range: 6" ÷ 32"

Notes: For butt fusion or electrofusion welding

ATTENTION: Made to order



SDR21

Code	Size	Carton Qty	Weight lb/p.	Volume ft ³ /p.	ND	S	L1	L	H
27NT21160MMB*	6"	1	3.49	0.8057	6" => 160 mm	0.3	5.91	18.11	12.2
27NT21200MMB*	8"	1	5.52	1.236	8" => 200 mm	0.37	5.91	19.69	13.78
27NT21250MMB*	10"	1	14.2	3.3108	10" => 250 mm	0.47	9.84	29.53	19.69
27NT21315MMB*	12"	1	27.35	6.3196	12" => 315 mm	0.59	11.81	36.22	24.31
27NT21355MMB*	14"	1	34.43	7.9132	14" => 355 mm	0.67	11.81	37.8	25.89
27NT21400MMB*	16"	1	43.44	9.8881	16" => 400 mm	0.75	11.81	39.37	27.56
27NT21450MMB**	18"	1	55.36	12.5146	18" => 450 mm	0.84	11.81	41.34	29.53
27NT21500MMB**	20"	1	79.41	18.0105	20" => 500 mm	0.94	13.78	47.24	33.46
27NT21560MMB**	22"	1	99.36	22.6754	22" => 560 mm	1.05	13.78	49.61	35.83
27NT21630MMB*	24"	1	126.61	29.5902	24" => 630 mm	1.18	13.78	52.36	39.37
27NT21710MMB**	28"	1	160.68	37.4747	28" => 710 mm	1.33	13.78	55.51	41.73
27NT21800MMB**	32"	1	202.71	48.7342	32" => 800 mm	1.5	13.78	59.06	45.28

* Lead time 30 days ** Lead time 90 days



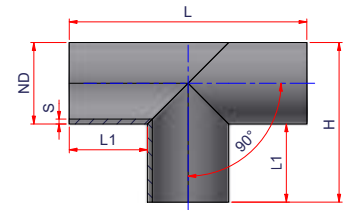
SEGMENTED TEE

Material: PP-RCT

Range: 6" ÷ 40"

Notes: For butt fusion or electrofusion welding

ATTENTION: Made to order



SDR26

Code	Size	Carton Qty	Weight lb/p.	Volume ft ³ /p.	ND	S	L1	L	H
27NT26160MMB *	6"	1	2.93	0.8057	6" => 160 mm	0.24	5.91	18.11	12.2
27NT26200MMB *	8"	1	4.54	1.236	8" => 200 mm	0.3	5.91	19.69	13.78
27NT26250MMB *	10"	1	11.59	3.3108	10" => 250 mm	0.38	9.84	29.53	19.69
27NT26315MMB *	12"	1	22.12	6.3196	12" => 315 mm	0.48	11.81	36.22	24.31
27NT26355MMB *	14"	1	28.02	7.9132	14" => 355 mm	0.54	11.81	37.8	25.89
27NT26400MMB *	16"	1	35.67	9.8881	16" => 400 mm	0.61	11.81	39.37	27.56
27NT26450MMB **	18"	1	45.38	12.5146	18" => 450 mm	0.68	11.81	41.34	29.53
27NT26500MMB **	20"	1	64.81	18.0105	20" => 500 mm	0.76	13.78	47.24	33.46
27NT26560MMB **	22"	1	81.2	22.6754	22" => 560 mm	0.85	13.78	49.61	35.83
27NT26630MMB *	24"	1	103.15	29.5902	24" => 630 mm	0.95	13.78	52.36	39.37
27NT26710MMB **	28"	1	130.78	37.4747	28" => 710 mm	1.08	13.78	55.51	41.73
27NT26800MMB **	32"	1	166.43	48.7342	32" => 800 mm	1.21	13.78	59.06	45.28
27NT26900MMB **	36"	1	240.31	70.2409	36" => 900 mm	1.36	15.75	66.93	51.18
27NT261000MMB **	40"	1	296.26	88.993	40" => 1000 mm	1.51	15.75	70.87	55.12



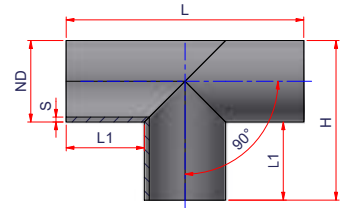
SEGMENTED TEE

Material: PP-RCT

Range: 6" ÷ 40"

Notes: For butt fusion or electrofusion welding

ATTENTION: Made to order



SDR33

Code	Size	Carton Qty	Weight lb/p.	Volume ft ³ /p.	ND	S	L1	L	H
27NT33160MMB*	6"	1	2.37	0.8057	6" = > 160 mm	0.19	5.91	18.11	12.2
27NT33200MMB*	8"	1	3.55	1.236	8" = > 200 mm	0.24	5.91	19.69	13.78
27NT33250MMB *	10"	1	9.23	3.3108	10" = > 250 mm	0.3	9.84	29.53	19.69
27NT33315MMB *	12"	1	17.66	6.3196	12" = > 315 mm	0.38	11.81	36.22	24.31
27NT33355MMB *	14"	1	22.5	7.9132	14" = > 355 mm	0.42	11.81	37.8	25.89
27NT33400MMB *	16"	1	28.32	9.8881	16" = > 400 mm	0.48	11.81	39.37	27.56
27NT33450MMB **	18"	1	35.82	12.5146	18" = > 450 mm	0.54	11.81	41.34	29.53
27NT33500MMB **	20"	1	51.61	18.0105	20" = > 500 mm	0.6	13.78	47.24	33.46
27NT33560MMB **	22"	1	64.53	22.6754	22" = > 560 mm	0.67	13.78	49.61	35.83
27NT33630MMB*	24"	1	82.34	29.5902	24" = > 630 mm	0.75	13.78	52.36	39.37
27NT33710MMB **	28"	1	103.8	37.4747	28" = > 710 mm	0.85	13.78	55.51	41.73
27NT33800MMB **	32"	1	132.09	48.7342	32" = > 800 mm	0.95	13.78	59.06	45.28
27NT33900MMB **	36"	1	191.05	70.2409	36" = > 900 mm	1.07	15.75	66.93	51.18
27NT331000MMB **	40"	1	235.86	88.993	40" = > 1000 mm	1.19	15.75	70.87	55.12



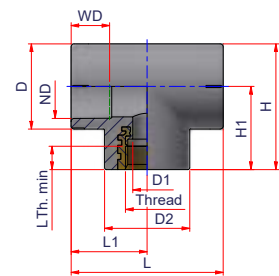
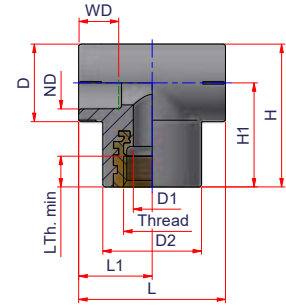
FEMALE THREADED TEE W/NPT LEAD FREE BRASS SOCKET FUSION

Material: PP-RCT-Brass
Range: 1/2" x 1/2" NPT ÷ 1" x 1" NPT
 FM 1635 Approved

(A)



(B)



Code	Type	Size	Carton Qty	Weight lb/p.	Volume ft ³ /p.	ND	D1	D2	D	Thread	L Thread min	WD	L1	L	H1	H
27NTF2012NPT	A	1/2" x 1/2" NPT	50	0.172	0.0039	1/2" => 20 mm	0.56	1.46	1.14	1/2" NPT	0.53	9/16	1.08	2.17	1.54	2.11
27NTF2512NPT	A	3/4" x 1/2" NPT	40	0.171	0.0045	3/4" => 25 mm	0.56	1.46	1.38	1/2" NPT	0.53	5/8	1.20	2.4	1.54	2.22
27NTF2534NPT	A	3/4" x 3/4" NPT	35	0.255	0.0051	3/4" => 25 mm	0.73	1.65	1.38	3/4" NPT	0.57	5/8	1.20	2.4	1.54	2.22
27NTF3212NPT	B	1" x 1/2" NPT	20	0.259	0.0069	1" => 32 mm	0.56	1.65	1.65	1/2" NPT	0.53	11/16	1.48	2.95	1.61	2.44
27NTF3234NPT	B	1" x 3/4" NPT	24	0.307	0.0069	1" => 32 mm	0.73	1.65	1.65	3/4" NPT	0.57	11/16	1.48	2.95	1.61	2.44
27NTF321NPT	A	1" x 1" NPT	16	0.475	0.012	1" => 32 mm	0.95	2.13	1.65	1" NPT	0.66	11/16	1.85	3.74	1.64	2.60



(A)

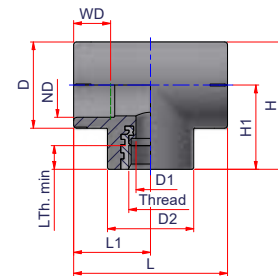
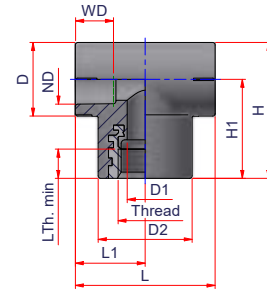


(B)



FEMALE THREADED TEE W/NPT STAINLESS STEEL SOCKET FUSION

Material: PP-RCT-Stainless steel
Range: ½"x ½"NPT ÷ 1"x 1"NPT



Code	Type	Size	Carton Qty	Weight lb/p.	Volume ft ³ /p.	ND	D1	D2	D	Thread	L Thread min	WD	L1	L	H1	H
27NTF2012SSNPT	A	½"x ½"NPT	50	0.176	0.0039	½" => 20 mm	0.56	1.46	1.14	½"NPT	0.53	9/16	1.08	2.17	1.54	2.11
27NTF2512SSNPT	A	¾"x ½"NPT	40	0.217	0.0045	¾" => 25 mm	0.56	1.46	1.38	½"NPT	0.53	5/8	1.20	2.4	1.54	2.22
27NTF2534SSNPT	A	¾"x ¾"NPT	35	0.258	0.0051	¾" => 25 mm	0.73	1.65	1.38	¾"NPT	0.57	5/8	1.20	2.4	1.54	2.22
27NTF3212SSNPT	B	1"x ½"NPT	20	0.259	0.0069	1" => 32 mm	0.56	1.65	1.65	½"NPT	0.53	11/16	1.48	2.95	1.61	2.44
27NTF3234SSNPT	B	1"x ¾"NPT	24	0.293	0.0069	1" => 32 mm	0.73	1.65	1.65	¾"NPT	0.57	11/16	1.48	2.95	1.61	2.44
27NTF321SSNPT	A	1"x 1"NPT	16	0.470	0.0120	1" => 32 mm	0.95	2.13	1.65	1"NPT	0.66	11/16	1.85	3.74	1.64	2.60



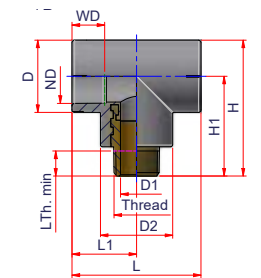
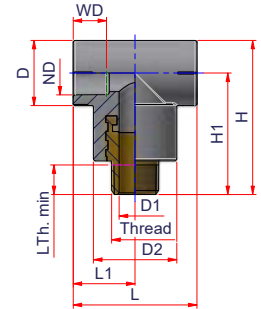
MALE THREADED TEE W/NPT LEAD FREE BRASS SOCKET FUSION

Material: PP-RCT-Brass
Range: ½" x ½"NPT ÷ 1" x 1"NPT
Notes: FM 1635 Approved

(A)



(B)



Code	Type	Size	Carton Qty	Weight lb/p.	Volume ft ³ /p.	ND	D1	D2	D	Thread	L Thread min	WD	L1	L	H1	H
27NTM2012NPT	A	½" x ½"NPT	50	0.251	0.005	½" => 20 mm	0.56	1.46	1.14	½"NPT	0.53	9/16	1.08	2.17	2.13	2.7
27NTM2512NPT	A	¾" x ½"NPT	40	0.255	0.0057	¾" => 25 mm	0.56	1.46	1.38	½"NPT	0.53	5/8	1.20	2.4	2.13	2.82
27NTM2534NPT	A	¾" x ¾"NPT	35	0.357	0.0066	¾" => 25 mm	0.73	1.65	1.38	¾"NPT	0.57	5/8	1.20	2.4	2.21	2.89
27NTM3212NPT	B	1" x ½"NPT	25	0.326	0.0085	1" => 32 mm	0.56	1.65	1.65	½"NPT	0.53	11/16	1.48	2.95	2.21	3.03
27NTM3234NPT	B	1" x ¾"NPT	24	0.342	0.0087	1" => 32 mm	0.73	1.65	1.65	¾"NPT	0.57	11/16	1.48	2.95	2.28	3.10
27NTM321NPT	B	1" x 1"NPT	14	0.724	0.0154	1" => 32 mm	0.95	2.13	1.65	1"NPT	0.66	11/16	1.87	3.74	2.5	3.35



(A)

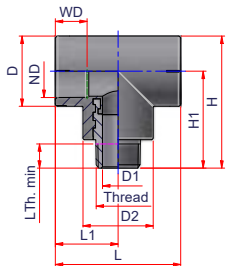
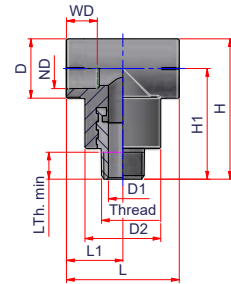


(B)

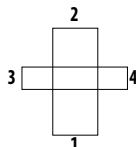


MALE THREADED TEE W/NPT STAINLESS STEEL SOCKET FUSION

Material: PP-RCT-Stainless steel
Range: 1/2" x 1/2" NPT ÷ 1" x 1" NPT

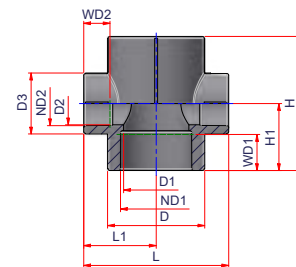


Code	Type	Size	Carton Qty	Weight lb/p.	Volume ft ³ /p.	ND	D1	D2	D	Thread	L Thread min	WD	L1	L	H1	H
27NTM2012SSNPT	A	1/2" x 1/2" NPT	50	0.250	0.0050	1/2" => 20 mm	0.56	1.46	1.14	1/2" NPT	0.53	9/16	1.08	2.17	2.13	2.70
27NTM2512SSNPT	A	3/4" x 1/2" NPT	40	0.260	0.0057	3/4" => 25 mm	0.56	1.46	1.38	1/2" NPT	0.53	5/8	1.20	2.4	2.13	2.82
27NTM2534SSNPT	A	3/4" x 3/4" NPT	30	0.360	0.0066	3/4" => 25 mm	0.73	1.65	1.38	3/4" NPT	0.55	5/8	1.20	2.4	2.21	2.89
27NTM3212SSNPT	B	1" x 1/2" NPT	25	0.326	0.0085	1" => 32 mm	0.56	1.65	1.65	1/2" NPT	0.53	11/16	1.48	2.95	2.21	3.03
27NTM3234SSNPT	B	1" x 3/4" NPT	24	0.400	0.0087	1" => 32 mm	0.73	1.65	1.65	3/4" NPT	0.55	11/16	1.48	2.95	2.28	3.10
27NTM321SSNPT	A	1" x 1" NPT	14	0.710	0.0154	1" => 32 mm	0.95	2.13	1.65	1" NPT	0.66	11/16	1.87	3.74	2.5	3.35




REDUCING CROSS SOCKET FUSION

Material: PP-RCT
Range: 1 1/4" x 1 1/4" x 3/4" x 3/4"



Code	Size (1x2x3x4)	Carton Qty	Weight lb/p.	Volume ft ³ /p.	ND1	ND2	D1	D2	D3	D	WD1	WD2	L1	L	H1	H
27NCR402525	1 1/4" x 1 1/4" x 3/4" x 3/4"	16	0.193	0.0184	1 1/4" => 40 mm	3/4" => 25 mm	1.42	0.93	1.30	2.09	13/16	5/8	1.49	2.91	1.58	3.15

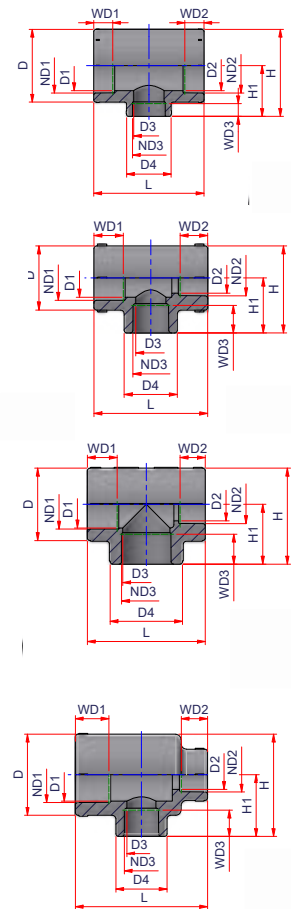


REDUCING TEE - SOCKET FUSION

Material: PP-RCT

Range: $\frac{3}{4}$ "x $\frac{1}{2}$ "x $\frac{1}{2}$ " ÷ 4"x 4"x $3\frac{1}{2}$ "

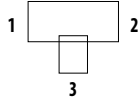
Notes: FM 1635 Approved



Code	Type	Size (ND1xND2xND3)	Carton Qty	Weight lb/p.	Volume ft ³ /p.	D1	D2	D3	D4	D	WD1	WD2	WD3	L	H1	H
27NTR252020	B	$\frac{3}{4}$ "x $\frac{1}{2}$ "x $\frac{1}{2}$ "	90	0.091	0.0036	0.83	0.65	0.65	1.14	1.38	5/8	9/16	9/16	2.44	1.18	1.87
27NTR252025	A	$\frac{3}{4}$ "x $\frac{3}{4}$ "x $\frac{1}{2}$ "	80	0.085	0.0036	0.83	0.83	0.65	1.14	1.38	5/8	5/8	9/16	2.44	1.18	1.87
27NTR252520	C	$\frac{3}{4}$ "x $\frac{1}{2}$ "x $\frac{3}{4}$ "	80	0.099	0.0036	0.83	0.65	0.83	1.38	1.38	5/8	9/16	5/8	2.44	1.18	1.87
27NTR253225	A	$\frac{3}{4}$ "x $\frac{3}{4}$ "x 1"	40	0.219	0.0073	0.83	0.83	0.83	1.81	1.81	5/8	5/8	11/16	2.91	1.49	2.4
27NTR322020	D	1"x $\frac{1}{2}$ "x $\frac{1}{2}$ "	70	0.141	0.007	1.18	0.65	0.65	1.14	1.81	11/16	9/16	9/16	2.95	1.38	2.28
27NTR322025	D	1"x $\frac{3}{4}$ "x $\frac{1}{2}$ "	50	0.144	0.007	1.18	0.83	0.65	1.14	1.81	11/16	5/8	9/16	2.95	1.38	2.28
27NTR322032	A	1"x 1"x $\frac{1}{2}$ "	40	0.158	0.007	1.18	1.18	0.65	1.14	1.81	11/16	11/16	9/16	2.95	1.38	2.28
27NTR322525	B	1"x $\frac{3}{4}$ "x $\frac{3}{4}$ "	40	0.173	0.007	1.18	0.83	0.83	1.38	1.81	11/16	5/8	5/8	2.95	1.38	2.28
27NTR322532	A	1"x 1"x $\frac{3}{4}$ "	40	0.162	0.007	1.18	1.18	0.83	1.38	1.81	11/16	11/16	5/8	2.95	1.38	2.28
27NTR323225	C	1"x $\frac{3}{4}$ "x 1"	40	0.198	0.0074	1.18	0.83	1.18	1.81	1.81	11/16	5/8	11/16	2.95	1.50	2.40
27NTR402040	A	1 $\frac{1}{4}$ "x 1 $\frac{1}{4}$ "x $\frac{1}{2}$ "	20	0.187	0.0092	1.42	1.42	0.65	1.3	2.09	13/16	13/16	9/16	2.91	1.54	2.60
27NTR402540	A	1 $\frac{1}{4}$ "x 1 $\frac{1}{4}$ "x $\frac{3}{4}$ "	20	0.187	0.0092	1.42	1.42	0.83	1.3	2.09	13/16	13/16	5/8	2.91	1.54	2.60

follow ...

(A)

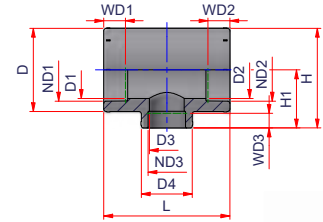


REDUCING TEE - SOCKET FUSION

Material: PP-RCT

Range: 3/4" x 1/2" x 1/2" ÷ 4" x 4" x 3 1/2"

Notes: FM 1635 Approved

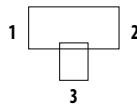


Code	Type	Size (ND1xND2xND3)	Carton Qty	Weight lb/p.	Volume ft³/p.	D1	D2	D3	D4	D	WD1	WD2	WD3	L1	H1	H
27NTR403240		A 1 1/4" x 1 1/4" x 1"	18	0.287	0.0117	1.38	1.38	1.18	2.13	2.13	13/16	13/16	11/16	3.43	1.69	2.76
27NTR502050		A 1 1/2" x 1 1/2" x 1/2"	12	0.348	0.0163	1.85	1.85	0.65	1.69	2.60	15/16	15/16	9/16	3.43	1.85	3.15
27NTR502550		A 1 1/2" x 1 1/2" x 3/4"	10	0.352	0.0163	1.85	1.85	0.83	1.69	2.60	15/16	15/16	5/8	3.43	1.85	3.15
27NTR503250		A 1 1/2" x 1 1/2" x 1"	14	0.314	0.0163	1.85	1.85	1.18	1.69	2.60	15/16	15/16	11/16	3.43	1.85	3.15
27NTR504050		A 1 1/2" x 1 1/2" x 1 1/4"	8	0.495	0.0198	1.69	1.69	1.42	2.60	2.60	15/16	15/16	13/16	4.02	1.97	3.27
27NTR632063		A 2" x 2" x 1/2"	1	0.808	0.0348	1.97	1.97	0.60	1.36	3.35	1 1/16	1 1/16	9/16	4.8	2.07	3.74
27NTR632563		A 2" x 2" x 3/4"	6	0.642	0.0288	2.36	2.36	0.83	2.09	3.27	1 1/16	1 1/16	5/8	4.02	2.13	3.78
27NTR633263		A 2" x 2" x 1"	10	0.583	0.0288	2.36	2.36	1.18	2.09	3.27	1 1/16	1 1/16	1/16	4.02	2.13	3.78
27NTR634063		A 2" x 2" x 1 1/4"	10	0.550	0.0288	2.36	2.36	1.42	2.09	3.27	1 1/16	1 1/16	13/16	4.02	2.13	3.78
27NTR635063		A 2" x 2" x 1 1/2"	6	0.770	0.0358	1.97	1.97	1.81	3.15	3.15	1 1/16	1 1/16	15/16	4.80	2.52	4.09
27NTR752075		A 2 1/2" x 2 1/2" x 1/2"	1	1.348	0.0566	2.36	2.36	0.60	1.36	3.98	13/16	13/16	9/16	5.75	2.28	4.27
27NTR752575		A 2 1/2" x 2 1/2" x 3/4"	1	1.348	0.0566	2.36	2.36	0.76	1.36	3.98	13/16	13/16	5/8	5.75	2.28	4.27
27NTR753275		A 2 1/2" x 2 1/2" x 1"	7	1.414	0.0628	2.6	2.6	1.18	1.81	3.98	13/16	13/16	11/16	5.75	2.76	4.74
27NTR754075		A 2 1/2" x 2 1/2" x 1 1/4"	6	1.467	0.0628	2.6	2.6	1.46	2.2	3.98	13/16	13/16	13/16	5.75	2.76	4.74
27NTR755075		A 2 1/2" x 2 1/2" x 1 1/2"	14	1.092	0.0644	2.76	2.76	1.81	2.76	3.98	13/16	13/16	15/16	5.75	2.87	4.86
27NTR756375		A 2 1/2" x 2 1/2" x 2"	16	1.262	0.0644	2.76	2.76	2.32	3.39	3.98	13/16	13/16	1 1/16	5.75	2.87	4.86
27NTR905090		A 3" x 3" x 1 1/2"	1	1.971	0.0909	3.15	3.15	1.57	3.35	4.72	15/16	15/16	15/16	6.3	2.91	5.28
27NTR906390		A 3" x 3" x 2"	4	1.980	0.1094	3.31	2.32	3.31	3.39	4.88	15/16	15/16	1 1/16	6.69	3.35	5.79
27NTR907590		A 3" x 3" x 2 1/2"	10	1.716	0.1094	3.31	2.76	3.31	3.98	4.88	15/16	15/16	13/16	6.69	3.35	5.79
27NTR11063110		A 3 1/2" x 3 1/2" x 2"	5	3.344	0.1783	3.94	3.94	2.32	3.39	5.75	17/16	17/16	1 1/16	7.87	3.94	6.81
27NTR11075110		A 3 1/2" x 3 1/2" x 2 1/2"	5	3.344	0.1783	3.94	3.94	2.72	3.98	5.75	17/16	17/16	13/16	7.87	3.94	6.81
27NTR11090110		A 3 1/2" x 3 1/2" x 3"	4	3.245	0.1783	3.94	3.94	3.35	4.8	5.75	17/16	17/16	15/16	7.87	3.94	6.81
27NTR12563125		A 4" x 4" x 2"	1	5.665	0.3446	4.45	4.45	2.32	3.39	6.5	19/16	19/16	1 1/16	9.84	6.06	9.31
27NTR12575125		A 4" x 4" x 2 1/2"	20	5.665	0.2872	4.45	4.45	2.72	3.98	6.5	19/16	19/16	13/16	9.84	4.53	7.76
27NTR12590125		A 4" x 4" x 3"	3	5.830	0.2872	4.45	4.45	3.35	4.8	6.5	19/16	19/16	15/16	9.84	4.53	7.76
27NTR125110125		A 4" x 4" x 3 1/2"	20	5.885	0.2950	4.45	4.45	3.94	5.75	6.5	19/16	19/16	17/16	9.84	4.72	7.97

(A)



(B)



MOLDED REDUCING TEE LONG SPIGOT

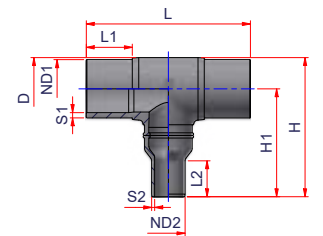
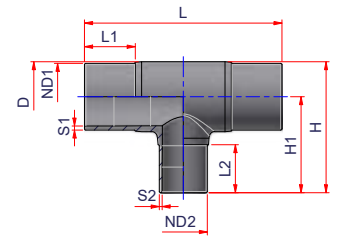
Material: PP-RCT

Range: 3"x3"x 1¼" ÷ 12"x 12"x 10"

Notes: for butt fusion or electrofusion welding.

Depending on stock availability, the fitting can be supplied molded (monolithic version **A**) or composed (molded tee + reducing spigot **B**).

Measures on request.



SDR11

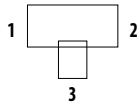
Code	Type	Size (1x2x3)	Carton Qty	Weight lb/p.	Volume ft ³ /p.	ND1	ND2	S1	S2	D	L1	L2	L	H1	H
27NTRS119040MM	B	3"x3"x 1¼"	1	1.47	0.0827	3"=> 90 mm	1¼"=> 40 mm	0.32	0.15	3.9	3.3	1.85	10	7.3	9.07
27NTRS119050MM	A	3"x3"x 1½"	14	0.96	0.074	3"=> 90 mm	1½"=> 50 mm	0.32	0.18	3.9	3.3	2.36	10	4.72	6.49
27NTRS119063MM	A	3"x3"x 2"	20	1.033	0.0972	3"=> 90 mm	2"=> 63 mm	0.32	0.23	3.9	3.3	2.76	10	5	6.77
27NTRS119075MM	A	3"x3"x 2½"	16	1.481	0.1405	3"=> 90 mm	2½"=> 75 mm	0.32	0.27	3.9	3.3	2.95	11.69	5.26	7.03
27NTRS1111040MM	A	3½"x3½"x 1¼"	12	1.91	0.0823	3½"=> > 110 mm	1¼"=> > 40 mm	0.39	0.15	4.65	3.43	2.56	12.2	5.24	7.41
27NTRS1111050MM	A	3½"x3½"x 1½"	12	1.941	0.1056	3½"=> > 110 mm	1½"=> > 50 mm	0.39	0.18	4.65	3.43	2.76	12.2	5.43	7.6
27NTRS1111063MM	A	3½"x3½"x 2"	12	1.176	0.1447	3½"=> > 110 mm	2"=> > 63 mm	0.39	0.23	4.65	3.43	3.42	12.2	6.1	8.27
27NTRS1111075MM	A	3½"x3½"x 2½"	1	1.188	0.1625	3½"=> > 110 mm	2½"=> > 75 mm	0.39	0.27	4.65	3.43	2.95	12.2	5.63	7.8
27NTRS1111090MM	A	3½"x3½"x 3"	9	1.265	0.2098	3½"=> > 110 mm	3"=> > 90 mm	0.39	0.32	4.65	3.43	3.54	12.2	6.22	8.39
27NTRS1112550MM	B	4"x4"x 1½"	1	3.699	0.1839	4"=> > 125 mm	1½"=> > 50 mm	0.45	0.18	5.16	3.68	2.13	14.57	8.62	11.08
27NTRS1112563MM	A	4"x4"x 2"	7	3.048	0.1734	4"=> > 125 mm	2"=> > 63 mm	0.45	0.23	5.16	4.21	2.76	14.57	5.83	8.29
27NTRS1112575MM	A	4"x4"x 2½"	6	3.228	0.2084	4"=> > 125 mm	2½"=> > 75 mm	0.45	0.27	5.16	3.74	2.95	14.57	5.91	8.37
27NTRS1112590MM	A	4"x4"x 3"	6	3.393	0.2677	4"=> > 125 mm	3"=> > 90 mm	0.45	0.32	5.16	3.74	3.54	14.57	6.5	8.96
27NTRS11125110MM	A	4"x4"x 3½"	5	3.614	0.3272	4"=> > 125 mm	3½"=> > 110 mm	0.45	0.39	5.16	3.74	3.43	14.57	6.5	8.96
27NTRS1116063MM	A	6"x6"x 2"	12	5.062	0.2029	6"=> > 160 mm	2"=> > 63 mm	0.57	0.23	6.57	4.06	2.76	14.96	6.3	9.45
27NTRS1116075MM	A	6"x6"x 2½"	12	5.124	0.2467	6"=> > 160 mm	2½"=> > 75 mm	0.57	0.27	6.57	4.06	2.95	14.96	6.5	9.65
27NTRS1116090MM	A	6"x6"x 3"	10	5.256	0.3141	6"=> > 160 mm	3"=> > 90 mm	0.57	0.32	6.57	4.06	3.54	14.96	7.09	10.24
27NTRS11160110MM	A	6"x6"x 3½"	10	5.433	0.3839	6"=> > 160 mm	3½"=> > 110 mm	0.57	0.39	6.57	4.06	3.43	14.96	7.09	10.24
27NTRS11160125MM	A	6"x6"x 4"	10	5.668	0.4529	6"=> > 160 mm	4"=> > 125 mm	0.57	0.45	6.57	4.06	3.74	14.96	7.48	10.63
27NTRS1120063MM	A	8"x8"x 2"	6	9.772	0.2937	8"=> > 200 mm	2"=> > 63 mm	0.72	0.23	8.39	4.61	2.76	18.11	7.36	11.3
27NTRS1120075MM	A	8"x8"x 2½"	15	9.825	0.3558	8"=> > 200 mm	2½"=> > 75 mm	0.72	0.27	8.39	4.61	2.95	18.11	7.56	11.5
27NTRS1120090MM	A	8"x8"x 3"	6	9.954	0.4489	8"=> > 200 mm	3"=> > 90 mm	0.72	0.32	8.39	4.61	3.54	18.11	8.15	12.09
27NTRS11200110MM	A	8"x8"x 3½"	6	10.105	0.5486	8"=> > 200 mm	3½"=> > 110 mm	0.72	0.39	8.39	4.61	3.43	18.11	8.15	12.09

follow..

(A)



(B)



MOLDED REDUCING TEE LONG SPIGOT

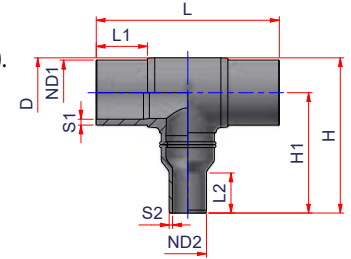
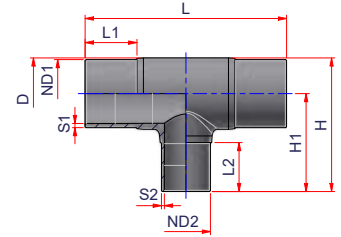
Material: PP-RCT

Range: 3" x 3" x 1 1/4" ÷ 12" x 12" x 10"

Notes: for butt fusion or electrofusion welding.


Depending on stock availability, the fitting can be supplied molded (monolithic version **A**) or composed (molded tee + reducing spigot **B**).

Measures on request.



SDR11

Code	Type	Size (1x2x3)	Carton Qty	Weight lb/p.	Volume ft ³ /p.	ND1	ND2	S1	S2	D	L1	L2	L	H1	H
27NTRS11200125MM	A	8" x 8" x 4"	15	10.316	0.6394	8" => 200 mm	4" => 125 mm	0.72	0.45	8.39	4.61	3.74	18.11	8.46	12.4
27NTRS11200160MM	A	8" x 8" x 6"	5	10.9	0.8395	8" => 200 mm	6" => 160 mm	0.72	0.57	8.39	4.61	4.06	18.11	8.78	12.72
27NTRS1125090MM	A	10" x 10" x 3"	22	16.641	0.5786	10" => 250 mm	3" => 90 mm	0.89	0.32	10.24	5.28	3.54	20.08	9.13	14.05
27NTRS11250110MM	A	10" x 10" x 3 1/2"	10	16.619	0.759	10" => 250 mm	3 1/2" => 110 mm	0.89	0.39	10.24	5.28	4.57	20.08	10.16	15.08
27NTRS11250125MM	A	10" x 10" x 4"	20	16.942	0.815	10" => 250 mm	4" => 125 mm	0.89	0.45	10.24	5.28	3.74	20.08	9.33	14.25
27NTRS11250160MM	A	10" x 10" x 6"	18	17.42	1.0717	10" => 250 mm	6" => 160 mm	0.89	0.57	10.24	5.28	4.13	20.08	9.72	14.64
27NTRS11250200MM	A	10" x 10" x 8"	16	18.382	1.3799	10" => 250 mm	8" => 200 mm	0.89	0.72	10.24	5.28	4.57	20.08	10.16	15.08
27NTRS1131590MM	A	12" x 12" x 3"	1	46.875	0.9973	12" => 315 mm	3" => 90 mm	1.13	0.32	12.87	6.69	3.54	28.66	10.47	16.97
27NTRS11315110MM	A	12" x 12" x 3 1/2"	1	49.95	1.2132	12" => 315 mm	3 1/2" => 110 mm	1.13	0.39	12.87	6.69	3.54	28.66	10.39	16.89
27NTRS11315125MM	A	12" x 12" x 4"	1	43.085	1.4072	12" => 315 mm	4" => 125 mm	1.13	0.45	12.87	6.69	3.74	28.66	10.83	17.24
27NTRS11315160MM	A	12" x 12" x 6"	1	47.728	1.843	12" => 315 mm	6" => 160 mm	1.13	0.57	12.87	6.69	4.13	28.66	11.14	17.64
27NTRS11315200MM	A	12" x 12" x 8"	1	48.506	2.3651	12" => 315 mm	8" => 200 mm	1.13	0.72	12.87	6.69	4.65	28.66	11.61	18.11
27NTRS11315250MM	A	12" x 12" x 10"	1	50.318	3.0723	12" => 315 mm	" => 250 mm	1.13	0.89	12.87	6.69	5.31	28.66	12.28	18.82



MOLDED REDUCING TEE LONG SPIGOT

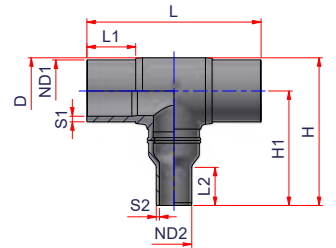
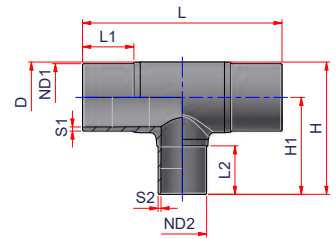
Material: PP-RCT

Range: 3"x3"x1¼" ÷ 12"x12"x10"

Notes: for butt fusion or electrofusion welding.

Depending on stock availability, the fitting can be supplied molded (monolithic version **A**) or composed (molded tee + reducing spigot **B**).


Measures on request.



SDR17

Code	Type	Size (1x2x3)	Carton Qty	Weight lb/p.	Volume ft ³ /p.	ND1	ND2	S1	S2	D	L1	L2	L	H1	H
27NTRS179040MM	B	3"x3"x1¼"	15	1.097	0.0827	3"=> 90 mm	1¼"=> 40 mm	0.21	0.09	3.9	3.3	1.85	10	7.3	9.07
27NTRS179050MM	A	3"x3"x1½"	1	0.591	0.074	3"=> 90 mm	1½"=> 50 mm	0.21	0.12	3.9	3.3	2.36	10	4.72	6.49
27NTRS179063MM	A	3"x3"x2"	18	1.007	0.0972	3"=> 90 mm	2"=> 63 mm	0.21	0.15	3.9	3.3	2.76	10	5	6.77
27NTRS179075MM	A	3"x3"x2½"	1	1.309	0.1405	3"=> 90 mm	2½"=> 75 mm	0.21	0.18	3.9	3.3	2.95	11.69	5.26	7.03
27NTRS1711040MM	A	3½"x3½"x1¼"	12	1.284	0.0823	3½"=> 110 mm	1¼"=> 40 mm	0.29	0.12	4.65	3.43	2.56	12.2	5.24	7.41
27NTRS1711050MM	A	3½"x3½"x1½"	12	1.309	0.1056	3½"=> 110 mm	1½"=> 50 mm	0.29	0.15	4.65	3.43	2.76	12.2	5.43	7.6
27NTRS1711063MM	A	3½"x3½"x2"	12	1.36	0.1447	3½"=> 110 mm	2"=> 63 mm	0.29	0.18	4.65	3.43	3.42	12.2	6.1	8.27
27NTRS1711075MM	B	3½"x3½"x2½"	1	2.057	0.1625	3½"=> 110 mm	2½"=> 75 mm	0.29	0.21	4.65	3.43	2.95	12.2	5.63	7.8
27NTRS1711090MM	A	3½"x3½"x3"	8	1.477	0.2098	3½"=> 110 mm	3"=> 90 mm	0.29	0.26	4.65	3.43	3.54	12.2	6.22	8.39
27NTRS1712550MM	B	4"x4"x1½"	12	2.673	0.1839	4"=> 125 mm	1½"=> 50 mm	0.26	0.09	5.16	3.68	2.13	14.57	8.62	11.08
27NTRS1712563MM	A	4"x4"x2"	20	1.993	0.1734	4"=> 125 mm	2"=> 63 mm	0.26	0.12	5.16	4.21	2.76	14.57	5.83	8.29
27NTRS1712575MM	A	4"x4"x2½"	13	2.155	0.2084	4"=> 125 mm	2½"=> 75 mm	0.26	0.15	5.16	3.74	2.95	14.57	5.91	8.37
27NTRS1712590MM	A	4"x4"x3"	15	2.266	0.2677	4"=> 125 mm	3"=> 90 mm	0.26	0.18	5.16	3.74	3.54	14.57	6.5	8.96
27NTRS17125110MM	A	4"x4"x3½"	5	2.43	0.3272	4"=> 125 mm	3½"=> 110 mm	0.26	0.21	5.16	3.74	3.43	14.57	6.5	8.96
27NTRS1716063MM	A	6"x6"x2"	12	3.365	0.2029	6"=> 160 mm	2"=> 63 mm	0.37	0.15	6.57	4.06	2.76	14.96	6.3	9.45
27NTRS1716075MM	A	6"x6"x2½"	10	3.409	0.2467	6"=> 160 mm	2½"=> 75 mm	0.37	0.18	6.57	4.06	2.95	14.96	6.5	9.65
27NTRS1716090MM	A	6"x6"x3"	12	3.49	0.3141	6"=> 160 mm	3"=> 90 mm	0.37	0.21	6.57	4.06	3.54	14.96	7.09	10.24
27NTRS17160110MM	A	6"x6"x3½"	12	3.617	0.3839	6"=> 160 mm	3½"=> 110 mm	0.37	0.26	6.57	4.06	3.43	14.96	7.09	10.24
27NTRS17160125MM	A	6"x6"x4"	10	3.748	0.4529	6"=> 160 mm	4"=> 125 mm	0.37	0.29	6.57	4.06	3.74	14.96	7.48	10.63
27NTRS1720063MM	A	8"x8"x2"	1	6.604	0.2937	8"=> 200 mm	2"=> 63 mm	0.47	0.15	8.39	4.61	2.76	18.11	7.36	11.3
27NTRS1720075MM	A	8"x8"x2½"	1	6.64	0.3558	8"=> 200 mm	2½"=> 75 mm	0.47	0.18	8.39	4.61	2.95	18.11	7.56	11.5
27NTRS1720090MM	A	8"x8"x3"	6	6.718	0.4489	8"=> 200 mm	3"=> 90 mm	0.47	0.21	8.39	4.61	3.54	18.11	8.15	12.09
27NTRS17200110MM	A	8"x8"x3½"	6	6.82	0.5486	8"=> 200 mm	3½"=> 110 mm	0.47	0.26	8.39	4.61	3.43	18.11	8.15	12.09

follow ...



MOLDED REDUCING TEE LONG SPIGOT

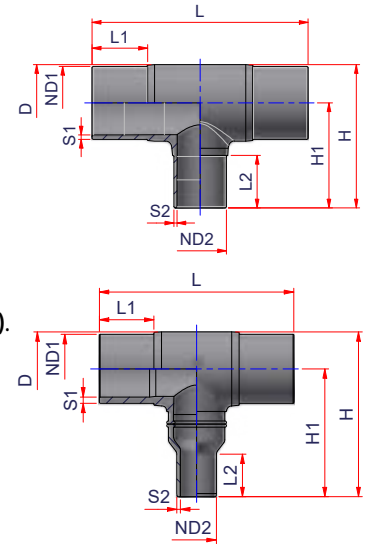
Material: PP-RCT

Range: 3" x 3" x 1 1/4" ÷ 12" x 12" x 10"

Notes: for butt fusion or electrofusion welding.

Depending on stock availability, the fitting can be supplied molded (monolithic version **A**) or composed (molded tee + reducing spigot **B**).

Measures on request.



SDR17

Code	Type	Size (1x2x3)	Carton Qty	Weight lb/p.	Volume ft³/p.	ND1	ND2	S1	S2	D	L1	L2	L	H1	H
27NTRS17200125MM	A	8" x 8" x 4"	15	6.932	0.6394	8" => 200 mm	4" => 125 mm	0.47	0.29	8.39	4.61	3.74	18.11	8.46	12.4
27NTRS17200160MM	A	8" x 8" x 6"	28	7.31	0.8395	8" => 200 mm	6" => 160 mm	0.47	0.37	8.39	4.61	4.06	18.11	8.78	12.72
27NTRS1725090MM	A	10" x 10" x 3"	22	11.158	0.5786	10" => 250 mm	3" => 90 mm	0.58	0.21	10.24	5.28	3.54	20.08	9.13	14.05
27NTRS17250110MM	A	10" x 10" x 3 1/2"	10	11.342	0.759	10" => 250 mm	3 1/2" => 110 mm	0.58	0.26	10.24	5.28	4.57	20.08	10.16	15.08
27NTRS17250125MM	A	10" x 10" x 4"	8	11.33	0.8264	10" => 250 mm	4" => 125 mm	0.58	0.29	10.24	5.28	3.74	20.08	9.33	14.45
27NTRS17250160MM	A	10" x 10" x 6"	10	11.617	1.0577	10" => 250 mm	6" => 160 mm	0.58	0.37	10.24	5.28	4.13	20.08	9.72	14.45
27NTRS17250200MM	A	10" x 10" x 8"	18	12.227	1.3222	10" => 250 mm	8" => 200 mm	0.58	0.47	10.24	5.28	4.57	20.08	10.16	14.45
27NTRS1731590MM	A	12" x 12" x 3"	1	45.887	0.9973	12" => 315 mm	3" => 90 mm	0.74	0.21	12.87	6.69	3.54	28.66	10.47	16.97
27NTRS17315110MM	A	12" x 12" x 3 1/2"	1	45.902	1.2132	12" => 315 mm	3 1/2" => 110 mm	0.74	0.26	12.87	6.69	3.54	28.66	10.39	16.89
27NTRS17315125MM	A	12" x 12" x 4"	1	46.257	1.4072	12" => 315 mm	4" => 125 mm	0.74	0.29	12.87	6.69	3.74	28.66	10.83	17.24
27NTRS17315160MM	A	12" x 12" x 6"	1	46.61	1.843	12" => 315 mm	6" => 160 mm	0.74	0.37	12.87	6.69	4.13	28.66	11.14	17.64
27NTRS17315200MM	A	12" x 12" x 8"	1	47.318	2.3651	12" => 315 mm	8" => 200 mm	0.74	0.47	12.87	6.69	4.65	28.66	11.61	18.11
27NTRS17315250MM	A	12" x 12" x 10"	1	49.02	3.0723	12" => 315 mm	10" => 250 mm	0.74	0.58	12.87	6.69	5.31	28.66	12.28	18.82



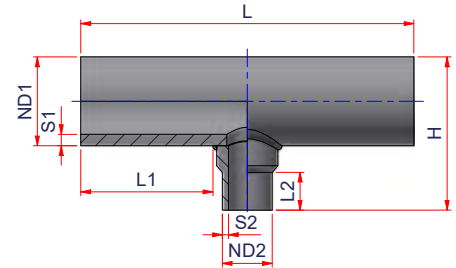
REDUCING TEE LONG SPIGOT

Material: PP-RCT

Range: 6" x 6" x 2" ÷ 12" x 12" x 10"

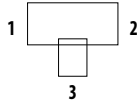
Notes: For butt fusion or electrofusion welding

ATTENTION: Made to order



SDR7.4

Code	Size (1x2x3)	Carton Qty	Weight lb/p.	Volume ft ³ /p.	ND1	ND2	S1	L1	S2	L2	L	H
27NTR7316063M160	6" x 6" x 2"	1	6.74	0.4676	6" => 160 mm	2" => 63 mm	0.862	0.339	4.57	2.52	13.03	9.84
27NTR7316075M160	6" x 6" x 2½"	1	7.168	0.5073	6" => 160 mm	2½" => 75 mm	0.862	0.406	4.57	3.23	13.7	10.16
27NTR7316090M160	6" x 6" x 3"	1	7.618	0.5187	6" => 160 mm	3" => 90 mm	0.862	0.484	4.57	2.95	14.17	10.04
27NTR73160110M160	6" x 6" x 3½"	1	8.661	0.5729	6" => 160 mm	3½" => 110 mm	0.862	0.594	4.57	3.15	15.35	10.24
27NTR73160125M160	6" x 6" x 4"	1	9.384	0.6685	6" => 160 mm	4" => 125 mm	0.862	0.673	4.57	3.94	16.06	11.42
27NTR7320063M200	8" x 8" x 2"	1	11.65	0.7701	8" => 200 mm	2" => 63 mm	1.079	0.339	5.47	2.52	14.8	11.42
27NTR7320075M200	8" x 8" x 2½"	1	12.247	0.8293	8" => 200 mm	2½" => 75 mm	1.079	0.406	5.47	3.23	15.51	11.73
27NTR7320090M200	8" x 8" x 3"	1	12.803	0.8459	8" => 200 mm	3" => 90 mm	1.079	0.484	5.47	2.95	15.98	11.61
27NTR73200110M200	8" x 8" x 3½"	1	14.069	0.9238	8" => 200 mm	3½" => 110 mm	1.079	0.594	5.47	3.15	17.17	11.81
27NTR73200125M200	8" x 8" x 4"	1	15.681	1.0558	8" => 200 mm	4" => 125 mm	1.079	0.673	5.47	3.94	17.83	12.99
27NTR73200160M200	8" x 8" x 6"	1	17.491	1.1747	8" => 200 mm	6" => 160 mm	1.079	0.862	5.47	3.78	19.84	12.99
27NTR7325063M250	10" x 10" x 2"	1	19.779	1.2487	10" => 250 mm	2" => 63 mm	1.346	0.339	6.26	2.52	16.38	13.39
27NTR7325075M250	10" x 10" x 2½"	1	20.655	1.3334	10" => 250 mm	2½" => 75 mm	1.346	0.406	6.26	3.23	17.09	13.7
27NTR7325090M250	10" x 10" x 3"	1	21.386	1.3615	10" => 250 mm	3" => 90 mm	1.346	0.484	6.26	2.95	17.6	13.58
27NTR73250110M250	10" x 10" x 3½"	1	23.092	1.4678	10" => 250 mm	3½" => 110 mm	1.346	0.594	6.26	3.15	18.7	13.78
27NTR73250125M250	10" x 10" x 4"	1	24.929	1.654	10" => 250 mm	4" => 125 mm	1.346	0.673	6.26	3.94	19.41	14.96
27NTR73250160M250	10" x 10" x 6"	1	29.081	1.8251	10" => 250 mm	6" => 160 mm	1.346	0.862	6.26	3.78	21.42	14.96
27NTR73250200M250	10" x 10" x 8"	1	34.37	2.3736	10" => 250 mm	8" => 200 mm	1.346	1.079	6.26	7.48	22.28	18.7
27NTR7331563M315	12" x 12" x 2"	1	35.779	2.1607	12" => 315 mm	2" => 63 mm	1.697	0.339	7.52	2.52	18.86	15.96
27NTR7331575M315	12" x 12" x 2½"	1	37.12	2.2861	12" => 315 mm	2½" => 75 mm	1.697	0.406	7.52	3.23	19.57	16.28
27NTR7331590M315	12" x 12" x 3"	1	38.152	2.3243	12" => 315 mm	3" => 90 mm	1.697	0.484	7.52	2.95	20.04	16.16
27NTR73315110M315	12" x 12" x 3½"	1	40.611	2.4867	12" => 315 mm	3½" => 110 mm	1.697	0.594	7.52	3.15	21.18	16.36
27NTR73315125M315	12" x 12" x 4"	1	42.874	2.7554	12" => 315 mm	4" => 125 mm	1.697	0.673	7.52	3.94	21.89	17.54
27NTR73315160M315	12" x 12" x 6"	1	48.17	3.0082	12" => 315 mm	6" => 160 mm	1.697	0.862	7.52	3.78	23.9	17.54
27NTR73315200M315	12" x 12" x 8"	1	53.786	3.7819	12" => 315 mm	8" => 200 mm	1.697	1.079	7.52	7.48	24.76	21.28
27NTR73315250M315	12" x 12" x 10"	1	62.488	4.1006	12" => 315 mm	10" => 250 mm	1.697	1.346	7.52	7.48	26.85	21.28



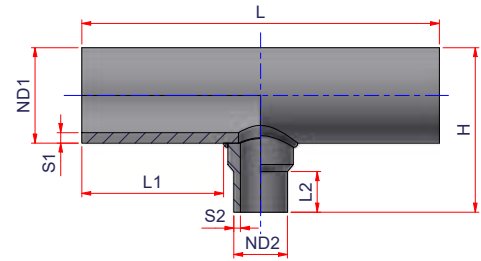
REDUCING TEE LONG SPIGOT

Material: PP-RCT

Range: 6" x 6" x 2" ÷ 14" x 14" x 12"

Notes: For butt fusion or electrofusion welding

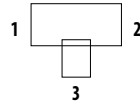
ATTENTION: Made to order



SDR9

Code	Size (1x2x3)	Carton Qty	Weight lb/p.	Volume ft³/p.	ND1	ND2	S1	S2	L1	L2	L	H
27NTR916063M160	6" x 6" x 2"	1	5.660	0.4676	6" => 160 mm	2" => 63 mm	0.705	0.280	4.57	2.52	13.03	9.84
27NTR916075M160	6" x 6" x 2½"	1	6.028	0.5073	6" => 160 mm	2½" => 75 mm	0.705	0.331	4.57	3.23	13.7	10.16
27NTR916090M160	6" x 6" x 3"	1	6.421	0.5187	6" => 160 mm	3" => 90 mm	0.705	0.398	4.57	2.95	14.17	10.04
27NTR9160110M160	6" x 6" x 3½"	1	7.320	0.5729	6" => 160 mm	3½" => 110 mm	0.705	0.484	4.57	3.15	15.35	10.24
27NTR9160125M160	6" x 6" x 4"	1	7.954	0.6685	6" => 160 mm	4" => 125 mm	0.705	0.551	4.57	3.94	16.06	11.42
27NTR920063M200	8" x 8" x 2"	1	9.688	0.7701	8" => 200 mm	2" => 63 mm	0.882	0.28	5.47	2.52	14.8	11.42
27NTR920075M200	8" x 8" x 2½"	1	10.191	0.8293	8" => 200 mm	2½" => 75 mm	0.882	0.331	5.47	3.23	15.51	11.73
27NTR920090M200	8" x 8" x 3"	1	10.668	0.8459	8" => 200 mm	3" => 90 mm	0.882	0.398	5.47	2.95	15.98	11.61
27NTR9200110M200	8" x 8" x 3½"	1	11.735	0.9238	8" => 200 mm	3½" => 110 mm	0.882	0.484	5.47	3.15	17.17	11.81
27NTR9200125M200	8" x 8" x 4"	1	13.172	1.0558	8" => 200 mm	4" => 125 mm	0.882	0.551	5.47	3.94	17.83	12.99
27NTR9200160M200	8" x 8" x 6"	1	14.696	1.1747	8" => 200 mm	6" => 160 mm	0.882	0.705	5.47	3.78	19.84	12.99
27NTR925063M250	10" x 10" x 2"	1	16.466	1.2487	10" => 250 mm	2" => 63 mm	1.098	0.28	6.26	2.52	16.38	13.39
27NTR925075M250	10" x 10" x 2½"	1	17.201	1.3334	10" => 250 mm	2½" => 75 mm	1.098	0.331	6.26	3.23	17.09	13.7
27NTR925090M250	10" x 10" x 3"	1	17.822	1.3615	10" => 250 mm	3" => 90 mm	1.098	0.398	6.26	2.95	17.6	13.58
27NTR9250110M250	10" x 10" x 3½"	1	19.248	1.4678	10" => 250 mm	3½" => 110 mm	1.098	0.484	6.26	3.15	18.7	13.78
27NTR9250125M250	10" x 10" x 4"	1	20.864	1.654	10" => 250 mm	4" => 125 mm	1.098	0.551	6.26	3.94	19.41	14.96
27NTR9250160M250	10" x 10" x 6"	1	24.458	1.8251	10" => 250 mm	6" => 160 mm	1.098	0.705	6.26	3.78	21.42	14.96
27NTR9250200M250	10" x 10" x 8"	1	28.824	2.3736	10" => 250 mm	8" => 200 mm	1.098	0.882	6.26	7.48	22.28	18.7
27NTR931563M315	12" x 12" x 2"	1	29.912	2.1607	12" => 315 mm	2" => 63 mm	1.386	0.280	7.52	2.52	18.86	15.96
27NTR931575M315	12" x 12" x 2½"	1	31.39	2.2861	12" => 315 mm	2½" => 75 mm	1.386	0.331	7.52	3.23	19.57	16.28
27NTR931590M315	12" x 12" x 3"	1	31.911	2.3243	12" => 315 mm	3" => 90 mm	1.386	0.398	7.52	2.95	20.04	16.16
27NTR9315110M315	12" x 12" x 3½"	1	33.964	2.4867	12" => 315 mm	3½" => 110 mm	1.386	0.484	7.52	3.15	21.18	16.36
27NTR9315125M315	12" x 12" x 4"	1	35.932	2.7554	12" => 315 mm	4" => 125 mm	1.386	0.551	7.52	3.94	21.89	17.54
27NTR9315160M315	12" x 12" x 6"	1	40.460	3.0082	12" => 315 mm	6" => 160 mm	1.386	0.705	7.52	3.78	23.9	17.54
27NTR9315200M315	12" x 12" x 8"	1	45.070	3.7819	12" => 315 mm	8" => 200 mm	1.386	0.882	7.52	7.48	24.76	21.28
27NTR9315250M315	12" x 12" x 10"	1	52.475	4.1006	12" => 315 mm	10" => 250 mm	1.386	1.098	7.52	7.48	26.85	21.28

follow ...



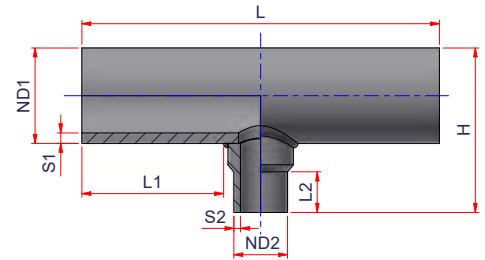
REDUCING TEE LONG SPIGOT

Material: PP-RCT

Range: 6" x 6" x 2" ÷ 14" x 14" x 12"

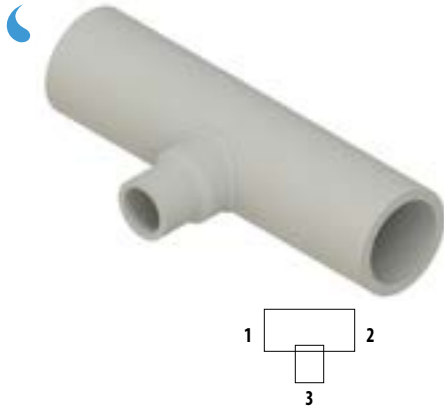
Notes: For butt fusion or electrofusion welding

ATTENTION: Made to order



SDR9

Code	Size (1x2x3)	Carton Qty	Weight lb/p.	Volume ft ³ /p.	ND1	ND2	S1	S2	L1	L2	L	H
27NTR935563M355	14" x 14" x 2"	1	39.054	2.7646	14" => 355 mm	2" => 63 mm	0.280	7.83	2.52	19.49	17.54	17.54
27NTR935575M355	14" x 14" x 2½"	1	40.463	2.9166	14" => 355 mm	2½" => 75 mm	0.331	7.83	3.23	20.2	17.85	17.85
27NTR935590M355	14" x 14" x 3"	1	41.519	2.9651	14" => 355 mm	3" => 90 mm	0.398	7.83	2.95	20.67	17.74	17.74
27NTR9355110M355	14" x 14" x 3½"	1	44.034	3.1693	14" => 355 mm	3½" => 110 mm	0.484	7.83	3.15	21.85	17.93	17.93
27NTR9355125M355	14" x 14" x 4"	1	46.272	3.4815	14" => 355 mm	4" => 125 mm	0.551	7.83	3.94	22.52	19.11	19.11
27NTR9355160M355	14" x 14" x 6"	1	51.522	3.7919	14" => 355 mm	6" => 160 mm	0.705	7.83	3.78	24.53	19.11	19.11
27NTR9355200M355	14" x 14" x 8"	1	56.393	4.694	14" => 355 mm	8" => 200 mm	0.882	7.83	7.48	25.39	22.85	22.85
27NTR9355250M355	14" x 14" x 10"	1	64.361	5.087	14" => 355 mm	10" => 250 mm	1.098	7.83	7.48	27.52	22.85	22.85
27NTR9355315M355	14" x 14" x 12"	1	76.771	6.1022	14" => 355 mm	12" => 315 mm	1.386	7.83	9.45	30.39	24.82	24.82



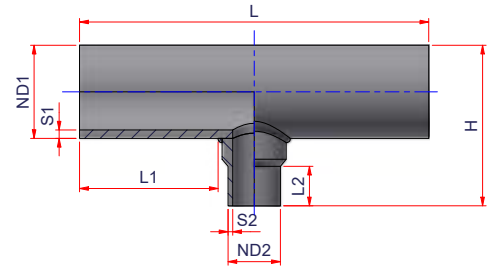
REDUCING TEE LONG SPIGOT

Material: PP-RCT

Range: 14"x146"x2" ÷ 20"x20"x18"

Notes: For butt fusion or electrofusion welding

ATTENTION: Made to order



SDR11

Code	Size (1x2x3)	Carton Qty	Weight lb/p.	Volume ft ³ /p	ND1	ND2	S1	S2	L1	L2	L	H
27NTR1135563M355	14"x 14"x 2"	1	17.321	2.7618	14"=> 355 mm	2"=> 63 mm	1.268	0.228	7.83	2.52	19.49	17.54
27NTR1135575M355	14"x 14"x 2½"	1	17.938	2.9116	14"=> 355 mm	2½"=> 75 mm	1.268	0.268	7.83	3.23	20.2	17.85
27NTR1135590M355	14"x 14"x 3"	1	18.435	2.961	14"=> 355 mm	3"=> 90 mm	1.268	0.323	7.83	2.95	20.67	17.74
27NTR11355110M355	14"x 14"x 3½"	1	19.617	3.1623	14"=> 355 mm	3½"=> 110 mm	1.268	0.394	7.83	3.15	21.85	17.93
27NTR11355125M355	14"x 14"x 4"	1	20.872	3.4787	14"=> 355 mm	4"=> 125 mm	1.268	0.449	7.83	3.94	22.52	19.11
27NTR11355160M355	14"x 14"x 6"	1	23.819	3.786	14"=> 355 mm	6"=> 160 mm	1.268	0.575	7.83	3.78	24.53	19.11
27NTR11355200M355	14"x 14"x 8"	1	25.786	4.6865	14"=> 355 mm	8"=> 200 mm	1.268	0.717	7.83	7.48	25.39	22.85
27NTR11355250M355	14"x 14"x 10"	1	29.855	5.0798	14"=> 355 mm	10"=> 250 mm	1.268	0.894	7.83	7.48	27.52	22.85
27NTR11355315M355	14"x 14"x 12"	1	42.038	6.3185	14"=> 355 mm	12"=> 315 mm	1.268	1.126	7.83	9.45	30.39	24.82
27NTR1140063M400	16"x 16"x 2"	1	24.995	4.0007	16"=> 400 mm	2"=> 63 mm	1.429	0.228	9.45	2.52	22.76	19.29
27NTR1140075M400	16"x 16"x 2½"	1	26.283	4.1927	16"=> 400 mm	2½"=> 75 mm	1.429	0.268	9.45	3.23	23.46	19.61
27NTR1140090M400	16"x 16"x 3"	1	26.882	4.2513	16"=> 400 mm	3"=> 90 mm	1.429	0.323	9.45	2.95	23.94	19.49
27NTR11400110M400	16"x 16"x 3½"	1	28.317	4.4991	16"=> 400 mm	3½"=> 110 mm	1.429	0.394	9.45	3.15	25.08	19.69
27NTR11400125M400	16"x 16"x 4"	1	29.717	4.9038	16"=> 400 mm	4"=> 125 mm	1.429	0.449	9.45	3.94	25.79	20.87
27NTR11400160M400	16"x 16"x 6"	1	33.051	5.2856	16"=> 400 mm	6"=> 160 mm	1.429	0.575	9.45	3.78	27.8	20.87
27NTR11400200M400	16"x 16"x 8"	1	35.161	6.4273	16"=> 400 mm	8"=> 200 mm	1.429	0.717	9.45	7.48	28.66	24.61
27NTR11400250M400	16"x 16"x 10"	1	39.524	6.8952	16"=> 400 mm	10"=> 250 mm	1.429	0.894	9.45	7.48	30.75	24.61
27NTR11400315M400	16"x 16"x 12"	1	48.283	8.1429	16"=> 400 mm	12"=> 315 mm	1.429	1.126	9.45	9.45	33.62	26.57
27NTR11400355M400	16"x 16"x 14"	1	52.383	8.4327	16"=> 400 mm	14"=> 355 mm	1.429	1.268	9.45	9.45	35.08	26.38
27NTR1145063M450	18"x 18"x 2"	1	33.719	5.1918	18"=> 450 mm	2"=> 63 mm	1.610	0.228	10	2.52	23.82	21.26
27NTR1145075M450	18"x 18"x 2½"	1	34.694	5.4255	18"=> 450 mm	2½"=> 75 mm	1.610	0.268	10	3.23	24.53	21.57
27NTR1145090M450	18"x 18"x 3"	1	35.422	5.4997	18"=> 450 mm	3"=> 90 mm	1.610	0.323	10	2.95	25	21.46
27NTR11450110M450	18"x 18"x 3½"	1	37.185	5.8036	18"=> 450 mm	3½"=> 110 mm	1.610	0.394	10	3.15	26.14	21.65
27NTR11450125M450	18"x 18"x 4"	1	38.775	6.2861	18"=> 450 mm	4"=> 125 mm	1.610	0.449	10	3.94	26.85	22.83
27NTR11450160M450	18"x 18"x 6"	1	42.628	6.7562	18"=> 450 mm	6"=> 160 mm	1.610	0.575	10	3.78	28.86	22.83
27NTR11450200M450	18"x 18"x 8"	1	44.932	8.0988	18"=> 450 mm	8"=> 200 mm	1.610	0.717	10	7.48	29.72	26.57

follow ...



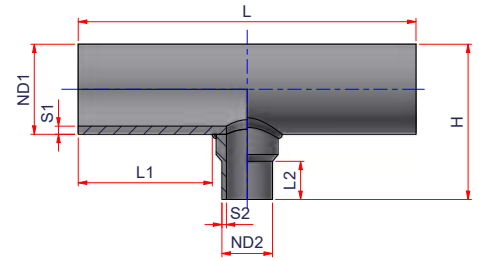
REDUCING TEE LONG SPIGOT

Material: PP-RCT

Range: 6" x 6" x 2" ÷ 20" x 20" x 18"

Notes: For butt fusion or electrofusion welding

ATTENTION: Made to order



SDR11

Code	Size (1x2x3)	Carton Qty	Weight lb/p.	Volume ft ³ /p.	ND1	ND2	S1	S2	L1	L2	L	H
27NTR11450250M450	18" x 18" x 10"	1	49.749	8.6673	18" => 450 mm	10" => 250 mm	1.61	0.894	10	7.48	31.81	26.57
27NTR11450315M450	18" x 18" x 12"	1	58.889	10.1504	18" => 450 mm	12" => 315 mm	1.61	1.126	10	9.45	34.69	28.54
27NTR11450355M450	18" x 18" x 14"	1	63.091	10.5037	18" => 450 mm	14" => 355 mm	1.61	1.268	10	9.45	36.14	28.35
27NTR11450400M450	18" x 18" x 16"	1	72.831	11.3182	18" => 450 mm	16" => 400 mm	1.61	1.429	10	9.45	38.15	28.94
27NTR1150063M500	20" x 20" x 2"	1	44.56	6.7195	20" => 500 mm	2" => 63 mm	1.787	0.228	10.79	2.52	25.39	23.23
27NTR1150075M500	20" x 20" x 2½"	1	45.836	7.0007	20" => 500 mm	2½" => 75 mm	1.787	0.268	10.79	3.23	26.1	23.54
27NTR1150090M500	20" x 20" x 3"	1	46.738	7.0916	20" => 500 mm	3" => 90 mm	1.787	0.323	10.79	2.95	26.57	23.43
27NTR11500110M500	20" x 20" x 3½"	1	48.912	7.4691	20" => 500 mm	3½" => 110 mm	1.787	0.394	10.79	3.15	27.76	23.62
27NTR11500125M500	20" x 20" x 4"	1	50.789	8.0316	20" => 500 mm	4" => 125 mm	1.787	0.449	10.79	3.94	28.43	24.8
27NTR11500160M500	20" x 20" x 6"	1	55.519	8.5989	20" => 500 mm	6" => 160 mm	1.787	0.575	10.79	3.78	30.43	24.8
27NTR11500200M500	20" x 20" x 8"	1	58.015	10.1772	20" => 500 mm	8" => 200 mm	1.787	0.717	10.79	7.48	31.3	28.54
27NTR11500250M500	20" x 20" x 10"	1	63.647	10.8685	20" => 500 mm	10" => 250 mm	1.787	0.894	10.79	7.48	33.43	28.54
27NTR11500315M500	20" x 20" x 12"	1	73.814	12.617	20" => 500 mm	12" => 315 mm	1.787	1.126	10.79	9.45	36.3	30.51
27NTR11500355M500	20" x 20" x 14"	1	78.399	13.0251	20" => 500 mm	14" => 355 mm	1.787	1.268	10.79	9.45	37.72	30.31
27NTR11500400M500	20" x 20" x 16"	1	88.656	13.9927	20" => 500 mm	16" => 400 mm	1.787	1.429	10.79	9.45	39.74	30.91
27NTR11500450M500	20" x 20" x 18"	1	99.408	14.755	20" => 500 mm	18" => 450 mm	1.787	1.61	10.79	9.45	41.91	30.91



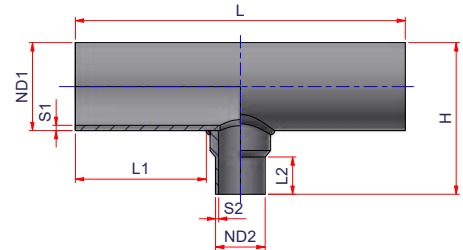
REDUCING TEE LONG SPIGOT

Material: PP-RCT

Range: 14" x 14" x 2" ÷ 24" x 24" x 22"

Notes: For butt fusion or electrofusion welding

ATTENTION: Made to order



SDR17

Code	Size (1x2x3)	Carton Qty	Weight lb/p.	Volume ft ³ /p.	ND1	ND2	S1	S2	L1	L2	L	H
27NTR1735563M355	14" x 14" x 2"	1	11.587	2.7646	14" => 355 mm	2" => 63 mm	0.831	0.15	7.83	2.52	19.49	17.54
27NTR1735575M355	14" x 14" x 2½"	1	11.994	2.9166	14" => 355 mm	2½" => 75 mm	0.831	0.177	7.83	3.23	20.2	17.85
27NTR1735590M355	14" x 14" x 3"	1	12.347	2.9651	14" => 355 mm	3" => 90 mm	0.831	0.213	7.83	2.95	20.67	17.74
27NTR17355110M355	14" x 14" x 3½"	1	13.173	3.1693	14" => 355 mm	3½" => 110 mm	0.831	0.26	7.83	3.15	21.85	17.93
27NTR17355125M355	14" x 14" x 4"	1	14.154	3.4815	14" => 355 mm	4" => 125 mm	0.831	0.291	7.83	3.94	22.52	19.11
27NTR17355160M355	14" x 14" x 6"	1	16.437	3.7919	14" => 355 mm	6" => 160 mm	0.831	0.374	7.83	3.78	24.53	19.11
27NTR17355200M355	14" x 14" x 8"	1	17.713	4.694	14" => 355 mm	8" => 200 mm	0.831	0.469	7.83	7.48	25.39	22.85
27NTR17355250M355	14" x 14" x 10"	1	20.784	5.0870	14" => 355 mm	10" => 250 mm	0.831	0.583	7.83	7.48	27.52	22.85
27NTR17355315M355	14" x 14" x 12"	1	30.662	6.1020	14" => 355 mm	12" => 315 mm	0.831	0.736	7.83	9.45	30.39	24.82
27NTR1740063M400	16" x 16" x 2"	1	16.578	4.0007	16" => 400 mm	2" => 63 mm	0.933	0.15	9.45	2.52	22.76	19.29
27NTR1740075M400	16" x 16" x 2½"	1	17.454	4.1927	16" => 400 mm	2½" => 75 mm	0.933	0.177	9.45	3.23	23.46	19.61
27NTR1740090M400	16" x 16" x 3"	1	17.872	4.2513	16" => 400 mm	3" => 90 mm	0.933	0.213	9.45	2.95	23.94	19.49
27NTR17400110M400	16" x 16" x 3½"	1	18.858	4.4991	16" => 400 mm	3½" => 110 mm	0.933	0.26	9.45	3.15	25.08	19.69
27NTR17400125M400	16" x 16" x 4"	1	19.931	4.9038	16" => 400 mm	4" => 125 mm	0.933	0.291	9.45	3.94	25.79	20.87
27NTR17400160M400	16" x 16" x 6"	1	22.446	5.2856	16" => 400 mm	6" => 160 mm	0.933	0.374	9.45	3.78	27.8	20.87
27NTR17400200M400	16" x 16" x 8"	1	23.810	6.4273	16" => 400 mm	8" => 200 mm	0.933	0.469	9.45	7.48	28.66	24.61
27NTR17400250M400	16" x 16" x 10"	1	27.026	6.8952	16" => 400 mm	10" => 250 mm	0.933	0.583	9.45	7.48	30.75	24.61
27NTR17400315M400	16" x 16" x 12"	1	33.636	8.1429	16" => 400 mm	12" => 315 mm	0.933	0.736	9.45	9.45	33.62	26.57
27NTR17400355M400	16" x 16" x 14"	1	36.524	8.4327	16" => 400 mm	14" => 355 mm	0.933	0.831	9.45	9.45	35.08	26.38
27NTR1745063M450	18" x 18" x 2"	1	22.434	5.1918	18" => 450 mm	2" => 63 mm	1.051	0.15	10	2.52	23.82	21.26
27NTR1745075M450	18" x 18" x 2½"	1	23.075	5.4255	18" => 450 mm	2½" => 75 mm	1.051	0.177	10	3.23	24.53	21.57
27NTR1745090M450	18" x 18" x 3"	1	23.579	5.4997	18" => 450 mm	3" => 90 mm	1.051	0.213	10	2.95	25	21.46
27NTR17450110M450	18" x 18" x 3½"	1	27.782	5.8036	18" => 450 mm	3½" => 110 mm	1.051	0.26	10	3.15	26.14	21.65
27NTR17450125M450	18" x 18" x 4"	1	25.979	6.2861	18" => 450 mm	4" => 125 mm	1.051	0.291	10	3.94	26.85	22.83
27NTR17450160M450	18" x 18" x 6"	1	28.828	6.7562	18" => 450 mm	6" => 160 mm	1.051	0.374	10	3.78	28.86	22.83

follow..



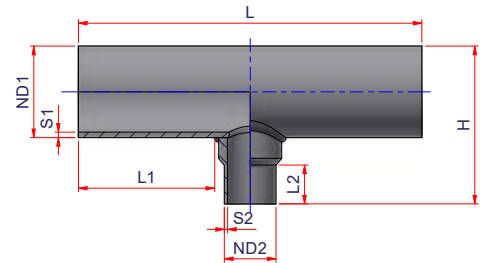
REDUCING TEE LONG SPIGOT

Material: PP-RCT

Range: 6" x 6" x 2" ÷ 24" x 24" x 22"

Notes: For butt fusion or electrofusion welding

ATTENTION: Made to order



SDR17

Code	Size (1x2x3)	Carton Qty	Weight lb/p.	Volume ft ³ /p.	ND1	ND2	S1	S2	L1	L2	L	H
27NTR17450200M450	18" x 18" x 8"	1	30.316	8.0988	18" => 450 mm	8" => 200 mm	1.051	0.469	10	7.48	29.72	26.57
27NTR17450250M450	18" x 18" x 10"	1	33.799	8.6673	18" => 450 mm	10" => 250 mm	1.051	0.583	10	7.48	31.81	26.57
27NTR17450315M450	18" x 18" x 12"	1	40.565	10.1504	18" => 450 mm	12" => 315 mm	1.051	0.736	10	9.45	34.69	28.54
27NTR17450355M450	18" x 18" x 14"	1	43.461	10.5037	18" => 450 mm	12" => 355 mm	1.051	0.831	10	9.45	36.14	28.35
27NTR17450400M450	18" x 18" x 16"	1	51.294	11.3182	18" => 450 mm	16" => 400 mm	1.051	0.933	10	9.45	38.15	28.94
27NTR1750063M500	20" x 20" x 2"	1	29.743	6.7195	20" => 500 mm	2" => 63 mm	1.169	0.15	10.79	2.52	25.39	23.23
27NTR1750075M500	20" x 20" x 2½"	1	30.608	7.0007	20" => 500 mm	2½" => 75 mm	1.169	0.177	10.79	3.23	26.1	23.54
27NTR1750090M500	20" x 20" x 3"	1	31.231	7.0916	20" => 500 mm	3" => 90 mm	1.169	0.213	10.79	2.95	26.57	23.43
27NTR17500110M500	20" x 20" x 3½"	1	32.722	7.4691	20" => 500 mm	3½" => 110 mm	1.169	0.26	10.79	3.15	27.76	23.62
27NTR17500125M500	20" x 20" x 4"	1	34.125	8.0316	20" => 500 mm	4" => 125 mm	1.169	0.291	10.79	3.94	28.43	24.8
27NTR17500160M500	20" x 20" x 6"	1	37.629	8.5989	20" => 500 mm	6" => 160 mm	1.169	0.374	10.79	3.78	30.43	24.8
27NTR17500200M500	20" x 20" x 8"	1	39.211	10.1772	20" => 500 mm	8" => 200 mm	1.169	0.469	10.79	7.48	31.3	28.54
27NTR17500250M500	20" x 20" x 10"	1	43.271	10.8685	20" => 500 mm	10" => 250 mm	1.169	0.583	10.79	7.48	33.43	28.54
27NTR17500315M500	20" x 20" x 12"	1	50.748	12.617	20" => 500 mm	12" => 315 mm	1.169	0.736	10.79	9.45	36.3	30.51
27NTR17500355M500	20" x 20" x 14"	1	53.868	13.0251	20" => 500 mm	14" => 355 mm	1.169	0.831	10.79	9.45	37.72	30.31
27NTR17500400M500	20" x 20" x 16"	1	62.010	13.9927	20" => 500 mm	16" => 400 mm	1.169	0.933	10.79	9.45	39.74	30.91
27NTR17500450M500	20" x 20" x 18"	1	70.433	14.755	20" => 500 mm	18" => 450 mm	1.169	1.051	10.79	9.45	41.91	30.91
27NTR1756063M560	22" x 22" x 2"	1	38.683	8.2912	22" => 560 mm	2" => 63 mm	1.307	0.15	10.79	2.52	25.39	25.59
27NTR1756075M560	22" x 22" x 2½"	1	39.349	8.6275	22" => 560 mm	2½" => 75 mm	1.307	0.177	10.79	3.23	26.1	25.91
27NTR1756090M560	22" x 22" x 3"	1	40.495	8.7436	22" => 560 mm	3" => 90 mm	1.307	0.213	10.79	2.95	26.57	25.79
27NTR17560110M560	22" x 22" x 3½"	1	42.389	9.2019	22" => 560 mm	3½" => 110 mm	1.307	0.26	10.79	3.15	27.76	25.98
27NTR17560125M560	22" x 22" x 4"	1	45.418	9.8521	22" => 560 mm	4" => 125 mm	1.307	0.291	10.79	3.94	28.43	27.17
27NTR17560160M560	22" x 22" x 6"	1	50.937	10.548	22" => 560 mm	6" => 160 mm	1.307	0.374	10.79	3.78	30.43	27.17
27NTR17560200M560	22" x 22" x 8"	1	53.627	12.3418	22" => 560 mm	8" => 200 mm	1.307	0.469	10.79	7.48	31.3	30.91

follow ...



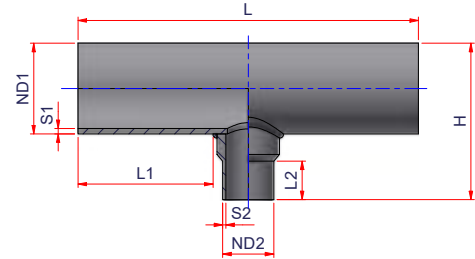
REDUCING TEE LONG SPIGOT

Material: PP-RCT

Range: 6" x 6" x 2" ÷ 24" x 24" x 22"

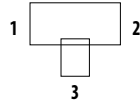
Notes: For butt fusion or electrofusion welding

ATTENTION: Made to order



SDR17

Code	Size (1x2x3)	Carton Qty	Weight lb/p.	Volume ft ³ /p.	ND1	ND2	S1	S2	L1	L2	L	H
27NTR17560250M560	22" x 22" x 10"	1	60.191	13.1802	22" => 560 mm	10" => 250 mm	1.307	0.583	10.79	7.48	33.43	30.91
27NTR17560315M560	22" x 22" x 12"	1	71.941	15.2251	22" => 560 mm	12" => 315 mm	1.307	0.736	10.79	9.45	36.3	32.87
27NTR17560355M560	22" x 22" x 14"	1	77.147	15.7249	22" => 560 mm	14" => 355 mm	1.307	0.831	10.79	9.45	37.72	32.68
27NTR17560400M560	22" x 22" x 16"	1	92.511	16.8697	22" => 560 mm	16" => 400 mm	1.307	0.933	10.79	9.45	39.74	33.27
27NTR1763063M630	24" x 24" x 2"	1	49.955	11.0850	24" => 630 mm	2" => 63 mm	1.472	0.15	11.69	2.52	27.24	28.35
27NTR1763075M630	24" x 24" x 2½"	1	51.206	11.4997	24" => 630 mm	2½" => 75 mm	1.472	0.177	11.69	3.23	27.95	28.66
27NTR1763090M630	24" x 24" x 3"	1	52.107	11.6458	24" => 630 mm	3" => 90 mm	1.472	0.213	11.69	2.95	28.43	28.54
27NTR17630110M630	24" x 24" x 3½"	1	54.308	12.1972	24" => 630 mm	3½" => 110 mm	1.472	0.26	11.69	3.15	29.57	28.74
27NTR17630125M630	24" x 24" x 4"	1	56.089	12.8675	24" => 630 mm	4" => 125 mm	1.472	0.291	11.69	3.94	29.96	29.92
27NTR17630160M630	24" x 24" x 6"	1	60.552	13.8651	24" => 630 mm	6" => 160 mm	1.472	0.374	11.69	3.78	32.28	29.92
27NTR17630200M630	24" x 24" x 8"	1	62.673	17.0249	24" => 630 mm	8" => 200 mm	1.472	0.469	11.69	7.48	33.15	33.66
27NTR17630250M630	24" x 24" x 10"	1	67.693	19.4903	24" => 630 mm	10" => 250 mm	1.472	0.583	11.69	7.48	35.24	33.66
27NTR17630315M630	24" x 24" x 12"	1	76.132	20.1205	24" => 630 mm	12" => 315 mm	1.472	0.736	11.69	9.45	38.11	35.63
27NTR17630355M630	24" x 24" x 14"	1	79.694	21.4971	24" => 630 mm	14" => 355 mm	1.472	0.831	11.69	9.45	39.56	35.43
27NTR17630400M630	24" x 24" x 16"	1	87.984	22.6168	24" => 630 mm	16" => 400 mm	1.472	0.933	11.69	9.45	41.57	36.02
27NTR17630450M630	24" x 24" x 18"	1	96.346	23.7364	24" => 630 mm	18" => 450 mm	1.472	1.051	11.69	9.45	43.74	36.02
27NTR17630500M630	24" x 24" x 20"	1	106.000	25.0800	24" => 630 mm	20" => 500 mm	1.472	1.169	11.69	9.45	45.91	36.02
27NTR17630560M630	24" x 24" x 22"	1	115.443	24.8169	24" => 630 mm	22" => 560 mm	1.472	1.307	11.69	9.45	48.5	36.02



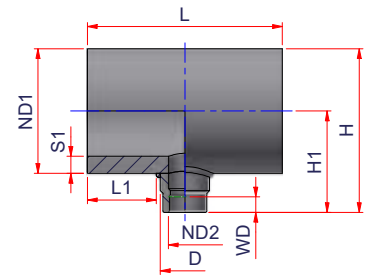
INSTABRANCH REDUCING TEE LONG SPIGOT

Material: PP-RCT

Range: 3"x3"x1¼" ÷ 6"x6"x3"

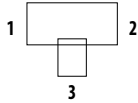
Notes: For butt fusion or electrofusion welding on main with socket fusion on branch.

ATTENTION: Made to order



SDR7.4

Code	Size (1x2x3)	Carton Qty	Weight lb/p.	Volume ft ³ /p.	ND1	ND2	S1	D	WD	L1	L	H1	H
27NTR739040F90	3"x3"x1¼"	1	1.184	0.0713	3" => 90 mm	1¼" => 40 mm	0.48	2.28	13/16	2.6	7.48	2.87	4.65
27NTR739050F90	3"x3"x1½"	1	1.311	0.0800	3" => 90 mm	1½" => 50 mm	0.48	2.83	15/16	2.52	7.87	3.19	4.96
27NTR7311040F110	3½"x3½"x1¼"	1	1.834	0.1071	3½" => 110 mm	1¼" => 40 mm	0.59	2.28	13/16	2.8	7.87	3.27	5.43
27NTR7311050F110	3½"x3½"x1½"	1	1.963	0.1192	3½" => 110 mm	1½" => 50 mm	0.59	2.83	15/16	2.72	8.27	3.39	5.75
27NTR7311063F110	3½"x3½"x2"	1	2.198	0.1300	3½" => 110 mm	2" => 63 mm	0.59	3.54	11/16	2.62	8.78	3.74	5.91
27NTR7312540F125	4"x4"x1¼"	1	2.458	0.1392	4" => 125 mm	1¼" => 40 mm	0.67	2.28	13/16	3.00	8.27	3.44	5.91
27NTR7312550F125	4"x4"x1½"	1	2.638	0.1564	4" => 125 mm	1½" => 50 mm	0.67	2.83	15/16	2.92	8.66	3.88	6.34
27NTR7312563F125	4"x4"x2"	1	2.841	0.1645	4" => 125 mm	2" => 63 mm	0.67	3.54	11/16	2.82	9.17	3.84	6.3
27NTR7312575F125	4"x4"x2½"	1	3.148	0.1763	4" => 125 mm	2½" => 75 mm	0.67	4.33	13/16	2.66	9.64	3.96	6.42
27NTR7316040F160	4"x4"x1¼"	1	4.572	0.248	6" => 160 mm	1¼" => 40 mm	0.86	2.28	13/16	3.59	9.45	4.05	7.2
27NTR7316050F160	6"x6"x1½"	1	4.800	0.2697	6" => 160 mm	1½" => 50 mm	0.86	2.76	15/16	3.54	9.84	4.37	7.52
27NTR7316063F160	6"x6"x2"	1	5.139	0.2969	6" => 160 mm	2" => 63 mm	0.86	3.54	11/16	3.41	10.35	4.72	7.87
27NTR7316075F160	6"x6"x2½"	1	5.523	0.3495	6" => 160 mm	2½" => 75 mm	0.86	4.01	13/16	3.41	10.82	5.51	8.86
27NTR7316090F160	6"x6"x3"	1	5.967	0.3847	6" => 160 mm	3" => 90 mm	0.86	4.6	15/16	3.41	11.41	6.1	9.25

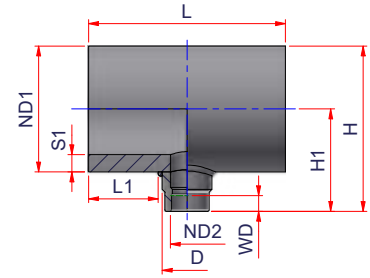


INSTABRANCH REDUCING TEE LONG SPIGOT

Material: PP-RCT

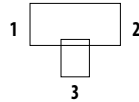
Range: 3" x 3" x 1/4" ÷ 8" x 8" x 4"

Notes: For butt fusion or electrofusion welding on main with socket fusion on branch. **ATTENTION: Made to order**



SDR9

Code	Size (1x2x3)	Carton Qty	Weight lb/p.	Volume ft³/p.	ND1	ND2	S1	D	WD	L1	L	H1	H
27NTR99040F90	3" x 3" x 1/4"	1	1.184	0.0713	3" => 90 mm	1/4" => 40 mm	0.39	2.28	13/16	2.6	7.48	2.87	4.65
27NTR99050F90	3" x 3" x 1/2"	1	1.311	0.0800	3" => 90 mm	1/2" => 50 mm	0.39	2.83	15/16	2.52	7.87	3.19	4.96
27NTR911040F110	3 1/2" x 3 1/2" x 1/4"	1	1.834	0.1071	3 1/2" => 110 mm	1/4" => 40 mm	0.48	2.28	13/16	2.8	7.87	3.27	5.43
27NTR911050F110	3 1/2" x 3 1/2" x 1/2"	1	1.963	0.1192	3 1/2" => 110 mm	1/2" => 50 mm	0.48	2.83	15/16	2.72	8.27	3.39	5.75
27NTR911063F110	3 1/2" x 3 1/2" x 2"	1	2.198	0.13	3 1/2" => 110 mm	2" => 63 mm	0.48	3.54	1 1/16	2.62	8.78	3.74	5.91
27NTR912540F125	4" x 4" x 1/4"	1	2.458	0.1392	4" => 125 mm	1/4" => 40 mm	0.54	2.28	13/16	3	8.27	3.44	5.91
27NTR912550F125	4" x 4" x 1/2"	1	2.638	0.1564	4" => 125 mm	1/2" => 50 mm	0.54	2.83	15/16	2.92	8.66	3.88	6.34
27NTR912563F125	4" x 4" x 2"	1	2.841	0.1645	4" => 125 mm	2" => 63 mm	0.54	3.54	1 1/16	2.82	9.17	3.84	6.3
27NTR912575F125	4" x 4" x 2 1/2"	1	3.148	0.1763	4" => 125 mm	2 1/2" => 75 mm	0.54	4.33	1 3/16	2.66	9.64	3.96	6.42
27NTR916040F160	6" x 6" x 1/4"	1	4.572	0.248	6" => 160 mm	1/4" => 40 mm	0.7	2.28	13/16	3.59	9.45	4.05	7.2
27NTR916050F160	6" x 6" x 1/2"	1	4.800	0.2697	6" => 160 mm	1/2" => 50 mm	0.7	2.76	15/16	3.54	9.84	4.37	7.52
27NTR916063F160	6" x 6" x 2"	1	5.139	0.2969	6" => 160 mm	2" => 63 mm	0.7	3.54	1 1/16	3.41	10.35	4.72	7.87
27NTR916075F160	6" x 6" x 2 1/2"	1	5.523	0.3495	6" => 160 mm	2 1/2" => 75 mm	0.7	4.01	1 3/16	3.41	10.82	5.51	8.86
27NTR916090F160	6" x 6" x 3"	1	5.967	0.3847	6" => 160 mm	3" => 90 mm	0.7	4.6	1 5/16	3.41	11.41	6.1	9.25
27NTR920040F200	8" x 8" x 1/4"	1	8.344	0.4409	8" => 200 mm	1/4" => 40 mm	0.87	2.28	13/16	4.37	11.02	4.84	8.78
27NTR920050F200	8" x 8" x 1/2"	1	8.679	0.473	8" => 200 mm	1/2" => 50 mm	0.87	2.83	15/16	4.3	11.42	5.16	9.09
27NTR920063F200	8" x 8" x 2"	1	9.107	0.5028	8" => 200 mm	2" => 63 mm	0.87	3.54	1 1/16	4.2	11.93	5.31	9.25
27NTR920075F200	8" x 8" x 2 1/2"	1	9.557	0.556	8" => 200 mm	2 1/2" => 75 mm	0.87	4.01	1 3/16	4.2	12.4	5.91	9.84
27NTR920090F200	8" x 8" x 3"	1	10.449	0.6415	8" => 200 mm	3" => 90 mm	0.87	4.88	1 5/16	4.06	13	6.89	10.83
27NTR9200110F200	8" x 8" x 3 1/2"	1	11.975	0.6549	8" => 200 mm	3 1/2" => 110 mm	0.87	6.69	1 7/16	3.55	13.78	6.49	10.43
27NTR9200125F200	8" x 8" x 4"	1	11.84	0.683	8" => 200 mm	4" => 125 mm	0.87	6.69	1 9/16	3.84	14.37	6.49	10.43

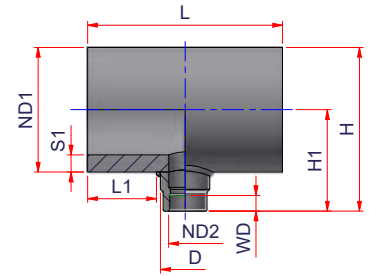


INSTABRANCH REDUCING TEE LONG SPIGOT

Material: PP-RCT

Range: 3"x3"x1¼" ÷ 14"x14"x4"

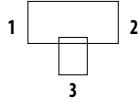
Notes: For butt fusion or electrofusion welding on main with socket fusion on branch. **ATTENTION: Made to order**



SDR11

Code	Size (1x2x3)	Carton Qty	Weight lb/p.	Volume ft³/p.	ND1	ND2	S1	D	WD	L1	L	H1	H
27NTR119040F90	3"x3"x1¼"	1	0.838	0.0683	3"=>90 mm	1¼"=>40 mm	0.32	2.28	13/16	2.6	7.48	2.67	4.45
27NTR119050F90	3"x3"x1½"	1	0.946	0.0768	3"=>90 mm	1½"=>50 mm	0.32	2.83	15/16	2.52	7.87	2.99	4.76
27NTR1111040F110	3½"x3½"x1¼"	1	1.285	0.1032	3½"=>110 mm	1¼"=>40 mm	0.39	2.28	13/16	2.8	7.87	3.07	5.23
27NTR1111050F110	3½"x3½"x1½"	1	1.408	0.119	3½"=>110 mm	1½"=>50 mm	0.39	2.83	15/16	2.72	8.26	3.39	5.75
27NTR1111063F110	3½"x3½"x2"	1	1.586	0.1256	3½"=>110 mm	2"=>63 mm	0.39	3.54	1-1/16	2.62	8.78	3.54	5.71
27NTR1112540F125	4"x4"x1¼"	1	1.75	0.1373	4"=>125 mm	1¼"=>40 mm	0.45	2.28	13/16	3.00	8.27	3.36	5.83
27NTR1112550F125	4"x4"x1½"	1	1.887	0.1514	4"=>125 mm	1½"=>50 mm	0.45	2.83	15/16	2.92	8.66	3.68	6.14
27NTR1112563F125	4"x4"x2"	1	2.083	0.1645	4"=>125 mm	2"=>63 mm	0.45	3.54	1-1/16	2.82	9.17	3.84	6.3
27NTR1112575F125	4"x4"x2½"	1	2.775	0.2123	4"=>125 mm	2½"=>75 mm	0.45	4.33	1-3/16	3.64	11.61	3.96	6.42
27NTR1116040F160	6"x6"x1¼"	1	2.944	0.2273	6"=>160 mm	1¼"=>40 mm	0.57	2.28	13/16	3.19	8.66	4.05	7.2
27NTR1116050F160	6"x6"x1½"	1	3.112	0.2481	6"=>160 mm	1½"=>50 mm	0.57	2.76	15/16	3.15	9.05	4.37	7.52
27NTR1116063F160	6"x6"x2"	1	3.535	0.2807	6"=>160 mm	2"=>63 mm	0.57	3.54	1-1/16	3.25	10.04	4.53	7.67
27NTR1116075F160	6"x6"x2½"	1	3.293	0.2613	6"=>160 mm	2½"=>75 mm	0.57	4.01	1-3/16	2.62	9.25	4.6	7.75
27NTR1116090F160	6"x6"x3"	1	3.854	0.3065	6"=>160 mm	3"=>90 mm	0.57	4.68	1-5/16	2.98	10.63	4.76	7.91
27NTR1120040F200	8"x8"x1¼"	1	4.768	0.3621	8"=>200 mm	1¼"=>40 mm	0.71	2.28	13/16	3.39	9.05	4.84	8.78
27NTR1120050F200	8"x8"x1½"	1	5.022	0.3914	8"=>200 mm	1½"=>50 mm	0.71	2.83	15/16	3.31	9.45	5.16	9.09
27NTR1120063F200	8"x8"x2"	1	5.353	0.4198	8"=>200 mm	2"=>63 mm	0.71	3.54	1-1/16	3.21	9.96	5.31	9.25
27NTR1120075F200	8"x8"x2½"	1	5.613	0.4434	8"=>200 mm	2½"=>75 mm	0.71	4.01	1-3/16	3.21	10.43	5.39	9.33
27NTR1120090F200	8"x8"x3"	1	5.994	0.4765	8"=>200 mm	3"=>90 mm	0.71	4.68	1-5/16	3.17	11.02	5.55	9.49
27NTR11200110F200	8"x8"x3"	1	7.92	0.5613	8"=>200 mm	3½"=>110 mm	0.71	6.69	1-7/16	2.56	11.81	6.49	10.43
27NTR11200125F200	8"x8"x3"	1	7.71	0.5893	8"=>200 mm	4"=>125 mm	0.71	6.69	1-9/16	2.86	12.4	6.49	10.43
27NTR1125040F250	10"x10"x1¼"	1	9.401	0.6993	10"=>250 mm	1¼"=>40 mm	0.89	2.28	13/16	4.57	11.42	5.83	10.75
27NTR1125050F250	10"x10"x1½"	1	9.758	0.744	10"=>250 mm	1½"=>50 mm	0.89	2.83	15/16	4.49	11.81	6.14	11.06
27NTR1125063F250	10"x10"x2"	1	10.229	0.7873	10"=>250 mm	2"=>63 mm	0.89	3.54	1-1/16	4.39	12.32	6.3	11.22
27NTR1125075F250	10"x10"x2½"	1	10.614	0.8232	10"=>250 mm	2½"=>75 mm	0.89	4.01	1-3/16	4.39	12.79	6.38	11.3
27NTR1125090F250	10"x10"x3"	1	11.146	0.8726	10"=>250 mm	3"=>90 mm	0.89	4.68	1-5/16	4.35	13.38	6.53	11.45

follow ...

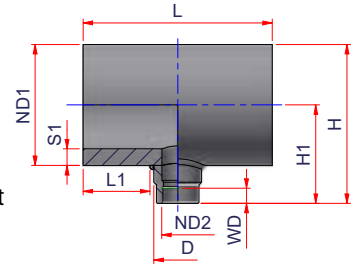


INSTABRANCH REDUCING TEE LONG SPIGOT

Material: PP-RCT

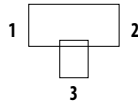
Range: 3" x 3" x 1 1/4" ÷ 14" x 14" x 4"

Notes: For butt fusion or electrofusion welding on main with socket fusion on branch. **ATTENTION: Made to order**



SDR11

Code	Size (1x2x3)	Carton Qty	Weight lb/p.	Volume ft ³ /p.	ND1	ND2	S1	D	WD	L1	L	H1	H
27NTR11250110F250	10" x 10" x 3 1/2"	1	13.206	1.0008	10" => 250 mm	3 1/2" => 110 mm	0.89	6.69	1-7/16	3.74	14.17	7.48	12.4
27NTR11250125F250	10" x 10" x 4"	1	13.161	1.0425	10" => 250 mm	4" => 125 mm	0.89	6.69	1-9/16	4.04	14.76	7.48	12.4
27NTR1131540F315	12" x 12" x 1 1/4"	1	15.315	1.109	12" => 315 mm	1 1/4" => 40 mm	1.13	2.28	13/16	4.67	11.61	7.79	13.31
27NTR1131550F315	12" x 12" x 1 1/2"	1	15.882	1.173	12" => 315 mm	1 1/2" => 50 mm	1.13	2.83	15/16	4.59	12	8.11	13.62
27NTR1131563F315	12" x 12" x 2"	1	16.644	1.2382	12" => 315 mm	2" => 63 mm	1.13	3.54	1-1/16	4.49	12.52	8.27	13.78
27NTR1131575F315	12" x 12" x 2 1/2"	1	17.260	1.2921	12" => 315 mm	2 1/2" => 75 mm	1.13	4.01	1-3/16	4.49	12.99	8.34	13.86
27NTR1131590F315	12" x 12" x 3"	1	18.094	1.3654	12" => 315 mm	3" => 90 mm	1.13	4.68	1-5/16	4.45	13.58	8.5	14.01
27NTR11315110F315	12" x 12" x 3 1/2"	1	20.752	1.5428	12" => 315 mm	3 1/2" => 110 mm	1.13	6.69	1-7/16	3.84	14.37	9.45	14.96
27NTR11315125F315	12" x 12" x 4"	1	20.879	1.6062	12" => 315 mm	4" => 125 mm	1.13	6.69	1-9/16	4.14	14.96	9.45	14.96
27NTR1135540F355	14" x 14" x 1 1/4"	1	20.33	1.4683	14" => 355 mm	1 1/4" => 40 mm	1.27	2.28	13/16	4.96	12.2	8.09	14.88
27NTR1135550F355	14" x 14" x 1 1/2"	1	21.003	1.548	14" => 355 mm	1 1/2" => 50 mm	1.27	2.83	15/16	4.89	12.6	8.21	15.19
27NTR1135563F355	14" x 14" x 2"	1	21.88	1.6277	14" => 355 mm	2" => 63 mm	1.27	3.54	1-1/16	4.79	13.11	8.37	15.35
27NTR1135575F355	14" x 14" x 2 1/2"	1	22.632	1.6948	14" => 355 mm	2 1/2" => 75 mm	1.27	4.01	1-3/16	4.79	13.58	8.44	15.43
27NTR1135590F355	14" x 14" x 3"	1	23.62	1.7868	14" => 355 mm	3" => 90 mm	1.27	4.68	1-5/16	4.75	14.17	8.6	15.59
27NTR11355110F355	14" x 14" x 3 1/2"	1	26.213	2.0001	14" => 355 mm	3 1/2" => 110 mm	1.27	6.69	1-7/16	4.14	14.96	9.55	16.53
27NTR11355125F355	14" x 14" x 4"	1	26.628	2.0790	14" => 355 mm	4" => 125 mm	1.27	6.69	1-9/16	4.43	15.55	9.55	16.53

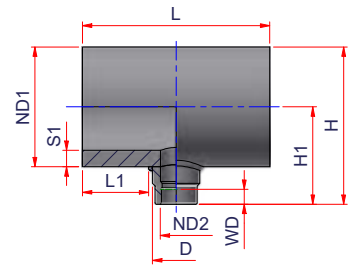


INSTABRANCHE REDUCING TEE LONG SPIGOT

Material: PP-RCT

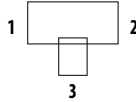
Range: 3" x 3" x 1 1/4" ÷ 14" x 14" x 4"

Notes: For butt fusion or electrofusion welding on main with socket fusion on branch. **ATTENTION: Made to order**



SDR17

Code	Size (1x2x3)	Carton Qty	Weight lb/p.	Volume ft ³ /p.	ND1	ND2	S1	D	WD	L1	L	H1	H
27NTR179040F90	3" x 3" x 1 1/4"	1	0.604	0.0713	3" => 90 mm	1 1/4" => 40 mm	0.21	2.28	13/16	2.6	7.48	2.87	4.65
27NTR179050F90	3" x 3" x 1 1/2"	1	0.71	0.08	3" => 90 mm	1 1/2" => 50 mm	0.21	2.83	15/16	2.52	7.87	3.19	4.96
27NTR1711040F110	3 1/2" x 3 1/2" x 1 1/4"	1	0.889	0.1071	3 1/2" => 110 mm	1 1/4" => 40 mm	0.25	2.28	13/16	2.8	7.87	3.27	5.43
27NTR1711050F110	3 1/2" x 3 1/2" x 1 1/2"	1	0.981	0.1192	3 1/2" => 110 mm	1 1/2" => 50 mm	0.25	2.83	15/16	2.72	8.27	3.39	5.75
27NTR1711063F110	3 1/2" x 3 1/2" x 2"	1	1.175	0.13	3 1/2" => 110 mm	2" => 63 mm	0.25	3.54	1-1/16	2.62	8.78	3.74	5.91
27NTR1712540F125	4" x 4" x 1 1/4"	1	1.194	0.1392	4" => 125 mm	1 1/4" => 40 mm	0.29	2.28	13/16	3	8.27	3.44	5.91
27NTR1712550F125	4" x 4" x 1 1/2"	1	1.327	0.1564	4" => 125 mm	1 1/2" => 50 mm	0.29	2.83	15/16	2.92	8.66	3.88	6.34
27NTR1712563F125	4" x 4" x 2"	1	1.474	0.1645	4" => 125 mm	2" => 63 mm	0.29	3.54	1-1/16	2.82	9.17	3.84	6.3
27NTR1712575F125	4" x 4" x 2 1/2"	1	1.736	0.1763	4" => 125 mm	2 1/2" => 75 mm	0.29	4.33	1-3/16	2.66	9.64	3.96	6.42
27NTR1716040F160	6" x 6" x 1 1/4"	1	1.996	0.2273	6" => 160 mm	1 1/4" => 40 mm	0.37	2.28	13/16	3.19	8.66	4.05	7.2
27NTR1716050F160	6" x 6" x 1 1/2"	1	2.129	0.2481	6" => 160 mm	1 1/2" => 50 mm	0.37	2.76	15/16	3.15	9.05	4.37	7.52
27NTR1716063F160	6" x 6" x 2"	1	2.381	0.2746	6" => 160 mm	2" => 63 mm	0.37	3.54	1-1/16	3.02	9.57	4.72	7.87
27NTR1716075F160	6" x 6" x 2 1/2"	1	2.679	0.3243	6" => 160 mm	2 1/2" => 75 mm	0.37	4.01	1-3/16	3.02	10.04	5.51	8.86
27NTR1716090F160	6" x 6" x 3"	1	3.024	0.3584	6" => 160 mm	3" => 90 mm	0.37	4.6	1-5/16	3.02	10.63	6.1	9.25
27NTR1720040F200	8" x 8" x 1 1/4"	1	3.216	0.3621	8" => 200 mm	1 1/4" => 40 mm	0.46	2.28	13/16	3.39	9.05	4.84	8.78
27NTR1720050F200	8" x 8" x 1 1/2"	1	3.409	0.3914	8" => 200 mm	1 1/2" => 50 mm	0.46	2.83	15/16	3.31	9.45	5.16	9.09
27NTR1720063F200	8" x 8" x 2"	1	3.666	0.4198	8" => 200 mm	2" => 63 mm	0.46	3.54	1-1/16	3.21	9.96	5.31	9.25
27NTR1720075F200	8" x 8" x 2 1/2"	1	3.968	0.4677	8" => 200 mm	2 1/2" => 75 mm	0.46	4.01	1-3/16	3.21	10.43	5.91	9.84
27NTR1720090F200	8" x 8" x 3"	1	4.678	0.5438	8" => 200 mm	3" => 90 mm	0.46	4.88	1-5/16	3.07	11.02	6.89	10.83
27NTR17200110F200	8" x 8" x 3 1/2"	1	5.998	0.5613	8" => 200 mm	3 1/2" => 110 mm	0.46	6.69	1-7/16	2.56	11.81	6.49	10.43
27NTR17200125F200	8" x 8" x 4"	1	5.726	0.5893	8" => 200 mm	4" => 125 mm	0.46	6.69	1-9/16	2.86	12.4	6.49	10.43
27NTR1725040F250	10" x 10" x 1 1/4"	1	6.358	0.6993	10" => 250 mm	1 1/4" => 40 mm	0.58	2.28	13/16	4.57	11.42	5.83	10.75
27NTR1725050F250	10" x 10" x 1 1/2"	1	6.62	0.744	10" => 250 mm	1 1/2" => 50 mm	0.58	2.83	15/16	4.49	11.81	6.14	11.06
27NTR1725063F250	10" x 10" x 2"	1	6.972	0.7873	10" => 250 mm	2" => 63 mm	0.58	3.54	1-1/16	4.39	12.32	6.3	11.22
27NTR1725075F250	10" x 10" x 2 1/2"	1	7.26	0.8261	10" => 250 mm	2 1/2" => 75 mm	0.58	4.01	1-3/16	4.39	12.79	6.42	11.34
27NTR1725090F250	10" x 10" x 3"	1	8.162	0.9755	10" => 250 mm	3" => 90 mm	0.58	4.88	1-5/16	4.25	13.38	7.87	12.8
27NTR17250110F250	10" x 10" x 3 1/2"	1	9.556	1.0008	10" => 250 mm	3 1/2" => 110 mm	0.58	6.69	1-7/16	3.74	14.17	7.48	12.4

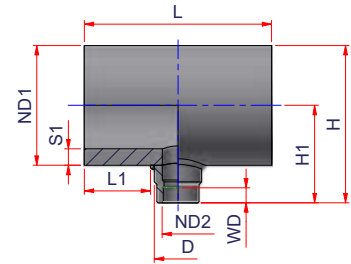


INSTABRANCH REDUCING TEE LONG SPIGOT

Material: PP-RCT

Range: 3" x 3" x 1 1/4" ÷ 14" x 14" x 4"

Notes: For butt fusion or electrofusion welding on main with socket fusion on branch. **ATTENTION: Made to order**



SDR17

Code	Size (1x2x3)	Carton Qty	Weight lb/p.	Volume ft ³ /p.	ND1	ND2	S1	D	WD	L1	L	H1	H
27NTR17250125F250	10" x 10" x 4"	1	9.399	1.0425	10" = > 250 mm	4" = > 125 mm	0.58	6.69	1-9/16	4.04	14.76	7.48	12.4
27NTR1731540F315	12" x 12" x 1 1/4"	1	10.088	1.1003	12" = > 315 mm	1 1/4" = > 40 mm	0.73	2.28	13/16	4.59	11.45	7.11	13.39
27NTR1731550F315	12" x 12" x 1 1/2"	1	10.612	1.173	12" = > 315 mm	1 1/2" = > 50 mm	0.73	2.83	15/16	4.59	12	7.42	13.62
27NTR1731563F315	12" x 12" x 2"	1	11.11	1.2362	12" = > 315 mm	2" = > 63 mm	0.73	3.54	1-1/16	4.48	12.5	7.58	13.78
27NTR1731575F315	12" x 12" x 2 1/2"	1	11.565	1.2969	12" = > 315 mm	2 1/2" = > 75 mm	0.73	4.01	1-3/16	4.5	13	7.7	13.9
27NTR1731590F315	12" x 12" x 3"	1	12.402	1.4872	12" = > 315 mm	3" = > 90 mm	0.73	4.68	1-5/16	4.41	13.5	9.15	15.35
27NTR17315110F315	12" x 12" x 3 1/2"	1	14.142	1.5353	12" = > 315 mm	3 1/2" = > 110 mm	0.73	6.69	1-7/16	3.81	14.3	8.76	14.96
27NTR17315125F315	12" x 12" x 4"	1	14.263	1.6105	12" = > 315 mm	4" = > 125 mm	0.73	6.69	1-9/16	4.16	15	8.76	14.96
27NTR1735540F355	14" x 14" x 1 1/4"	1	13.165	1.4214	14" = > 355 mm	1 1/4" = > 40 mm	0.82	2.28	13/16	4.77	11.81	7.89	14.88
27NTR1735550F355	14" x 14" x 1 1/2"	1	13.637	1.4999	14" = > 355 mm	1 1/2" = > 50 mm	0.82	2.83	15/16	4.69	12.2	8.21	15.2
27NTR1735563F355	14" x 14" x 2"	1	14.269	1.5792	14" = > 355 mm	2" = > 63 mm	0.82	3.54	1-1/16	4.59	12.72	8.37	15.35
27NTR1735575F355	14" x 14" x 2 1/2"	1	14.81	1.6516	14" = > 355 mm	2 1/2" = > 75 mm	0.82	4.01	1-3/16	4.6	13.2	8.48	15.47
27NTR1735590F355	14" x 14" x 3"	1	15.845	1.8869	14" = > 355 mm	3" = > 90 mm	0.82	4.68	1-5/16	4.55	13.78	9.94	16.93
27NTR17355110F355	14" x 14" x 3 1/2"	1	17.747	1.948	14" = > 355 mm	3 1/2" = > 110 mm	0.82	6.69	1-7/16	3.94	14.57	9.58	16.53
27NTR17355125F355	14" x 14" x 4"	1	17.895	2.0269	14" = > 355 mm	4" = > 125 mm	0.82	6.69	1-9/16	4.24	15.16	9.58	16.53



45° LATERAL WYE LONG SPIGOT

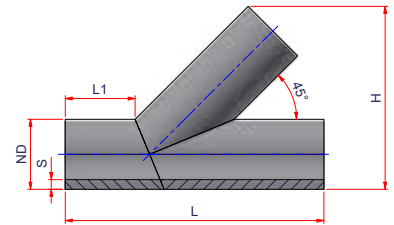
Material: PP-RCT

Range: 3" ÷ 12"

Notes: Segmented fitting. Derating factor 0.50.

For butt fusion or electrofusion welding

ATTENTION: Made to order



SDR7.4

Code	Size	Carton Qty	Weight lb/p.	Volume ft ³ /p.	ND	S	L1	L	H
27NWYE7390	3"	1	4.630	0.4946	3" => 90 mm	0.49	5.91	19.69	12.25
27NWYE73110	3½"	1	6.651	0.6321	3½" => 110 mm	0.59	5.91	19.69	12.81
27NWYE73125	4"	1	9.453	0.885	4" => 125 mm	0.67	5.91	21.46	14.48
27NWYE73160	6"	1	18.556	1.6726	6" => 160 mm	0.86	5.91	25.28	18.15
27NWYE73200	8"	1	34.899	3.0662	8" => 200 mm	1.08	5.91	29.88	22.52
27NWYE73250	10"	1	61.185	5.1142	10" => 250 mm	1.35	9.84	35.63	25.2
27NWYE73315	12"	1	115.982	9.4728	12" => 315 mm	1.7	11.81	42.91	30.76



45° LATERAL WYE LONG SPIGOT

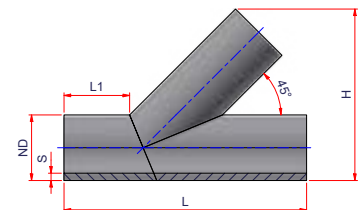
Material: PP-RCT

Range: 3" ÷ 14"

Notes: Segmented fitting. Derating factor 0.50.

For butt fusion or electrofusion welding

ATTENTION: Made to order



SDR9

Code	Size	Carton Qty	Weight lb/p.	Volume ft ³ /p.	ND1	S	L1	L	H
27NWYE990	3"	1	3.796	0.4946	3" => 90 mm	0.39	5.91	19.69	12.25
27NWYE9110	3½"	1	5.553	0.6321	3½" => 110 mm	0.48	5.91	19.69	12.81
27NWYE9125	4"	1	7.955	0.885	4" => 125 mm	0.55	5.91	21.46	14.48
27NWYE9160	6"	1	15.495	1.6726	6" => 160 mm	0.7	5.91	25.28	18.15
27NWYE9200	8"	1	28.875	3.0662	8" => 200 mm	0.87	5.91	29.88	22.52
27NWYE9250	10"	1	50.706	5.1142	10" => 250 mm	1.09	9.84	35.63	25.2
27NWYE9315	12"	1	96.558	9.4728	12" => 315 mm	1.38	11.81	42.91	30.76
27NWYE9355	14"	1	129.518	12.3865	14" => 355 mm	1.55	11.81	45.47	33.68



45° LATERAL WYE - LONG SPIGOT

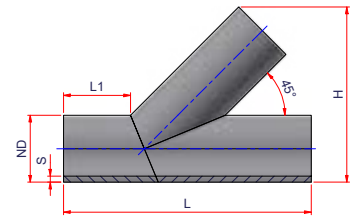
Material: PP-RCT

Range: 3" ÷ 16"

Notes: Segmented fitting. Derating factor 0.50.

For butt fusion or electrofusion welding

ATTENTION: Made to order



SDR11

Code	Size	Carton Qty	Weight lb/p.	Volume ft³/p.	ND1	S	L1	L	H
27NWYE1190	3"	1	3.177	0.4946	3"=> 90 mm	0.32	5.91	19.69	12.25
27NWYE11110	3½"	1	4.605	0.6321	3½"=> 110 mm	0.39	5.91	19.69	12.81
27NWYE11125	4"	1	6.64	0.885	4"=> 125 mm	0.45	5.91	21.46	14.48
27NWYE11160	6"	1	13.08	1.6726	6"=> 160 mm	0.58	5.91	25.28	18.15
27NWYE11200	8"	1	24.342	3.0662	8"=> 200 mm	0.72	5.91	29.88	22.52
27NWYE11250	10"	1	42.212	5.1142	10"=> 250 mm	0.89	9.84	35.63	25.2
27NWYE11315	12"	1	80.587	9.4728	12"=> 315 mm	1.13	11.81	42.91	30.76
27NWYE11355	14"	1	107.93	12.3865	14"=> 355 mm	1.27	11.81	45.47	33.68
27NWYE11400	16"	1	148.905	16.8536	16"=> 400 mm	1.43	11.81	49.21	37.58



45° LATERAL WYE - LONG SPIGOT

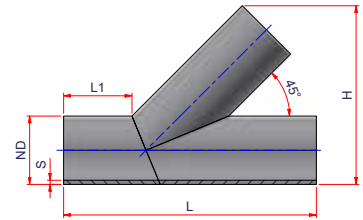
Material: PP-RCT

Range: 3" ÷ 20"

Notes: Segmented fitting. Derating factor 0.50.

For butt fusion or electrofusion welding

ATTENTION: Made to order



SDR17

Code	Size)	Carton Qty	Weight lb/p.	Volume ft³/p.	ND1	S	L1	L	H
27NWYE1790	3"	1	2.149	0.4946	3"=> 90 mm	0.21	5.91	19.69	12.25
27NWYE17110	3½"	1	3.159	0.6321	3½"=> 110 mm	0.26	5.91	19.69	12.81
27NWYE17125	4"	1	4.413	0.885	4"=> 125 mm	0.29	5.91	21.46	14.48
27NWYE17160	6"	1	8.61	1.6726	6"=> 160 mm	0.37	5.91	25.28	18.15
27NWYE17200	8"	1	16.369	3.0662	8"=> 200 mm	0.47	5.91	29.88	22.52
27NWYE17250	10"	1	28.315	5.1142	10"=> 250 mm	0.58	9.84	35.63	25.2
27NWYE17315	12"	1	54.304	9.4728	12"=> 315 mm	0.74	11.81	42.91	30.76
27NWYE17355	14"	1	72.558	12.3865	14"=> 355 mm	0.83	11.81	45.47	33.68
27NWYE17400	16"	1	99.618	16.8536	16"=> 400 mm	0.93	11.81	49.21	37.58
27NWYE17450	18"	1	133.453	21.9675	18"=> 450 mm	1.05	11.81	52.17	41.07
27NWYE17500	20"	1	169.35	27.0946	20"=> 500 mm	1.17	13.78	55.12	43.15



45° LATERAL WYE - LONG SPIGOT

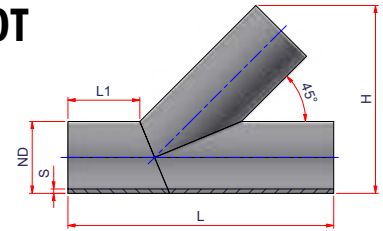
Material: PP-RCT

Range: 6" ÷ 32"

Notes: Segmented fitting. Derating factor 0.50.

For butt fusion or electrofusion welding

ATTENTION: Made to order



SDR21

Code	Size)	Carton Qty	Weight lb/p.	Volume ft ³ /p.	ND1	S	L1	L	H
27NWYE21160*	6"	1	-	1.6306	6" = > 160 mm	0.30	7.87	24.65	18.15
27NWYE21200*	8"	1	-	2.9896	8" = > 200 mm	0.37	7.87	29.13	22.52
27NWYE21250*	10"	1	-	5.425	10" = > 250 mm	0.47	9.84	37.8	25.2
27NWYE21315*	12"	1	-	9.995	12" = > 315 mm	0.59	9.84	45.28	30.76
27NWYE21355*	14"	1	-	13.835	14" = > 355 mm	0.67	9.84	50.79	33.68
27NWYE21400*	16"	1	-	18.9444	16" = > 400 mm	0.75	9.84	55.31	37.58
27NWYE21450**	18"	1	-	25.1982	18" = > 450 mm	0.84	10.63	59.84	41.07
27NWYE21500**	20"	1	-	31.448	20" = > 500 mm	0.94	11.81	63.98	43.15
27NWYE21560**	22"	1	-	44.451	22" = > 560 mm	1.05	13.23	72.09	48.33
27NWYE21630*	24"	1	-	63.293	24" = > 630 mm	1.18	14.88	81.1	54.37
27NWYE21710*	28"	1	-	90.5866	28" = > 710 mm	1.33	16.77	91.4	61.27
27NWYE21800*	32"	1	-	129.6037	32" = > 800 mm	1.50	18.9	102.99	69.04



45° LATERAL WYE - LONG SPIGOT

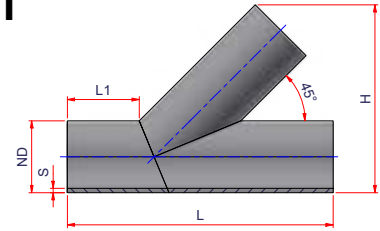
Material: PP-RCT

Range: 6" ÷ 40"

Notes: Segmented fitting. Derating factor 0.50.

For butt fusion or electrofusion welding

ATTENTION: Made to order



SDR26

Code	Size)	Carton Qty	Weight lb/p.	Volume ft ³ /p.	ND1	S	L1	L	H
27NWYE26160*	6"	1	-	1.6306	6" => 160 mm	0.24	7.87	24.65	18.15
27NWYE26200*	8"	1	-	2.9896	8" => 200 mm	0.30	7.87	29.13	22.52
27NWYE26250*	10"	1	-	5.425	10" => 250 mm	0.38	9.84	37.8	25.2
27NWYE26315*	12"	1	-	9.995	12" => 315 mm	0.48	9.84	45.28	30.76
27NWYE26355*	14"	1	-	13.835	14" => 355 mm	0.54	9.84	50.79	33.68
27NWYE26400*	16"	1	-	18.9444	16" => 400 mm	0.61	9.84	55.31	37.58
27NWYE26450**	18"	1	-	25.1982	18" => 450 mm	0.68	10.63	59.84	41.07
27NWYE26500**	20"	1	-	31.448	20" => 500 mm	0.76	11.81	63.98	43.15
27NWYE26560**	22"	1	-	44.451	22" => 560 mm	0.85	13.23	72.09	48.33
27NWYE26630*	24"	1	-	63.293	24" => 630 mm	0.95	14.88	81.1	54.37
27NWYE26710**	28"	1	-	90.5866	28" => 710 mm	1.08	16.77	91.4	61.27
27NWYE26800**	32"	1	-	129.6037	32" => 800 mm	1.21	18.9	102.99	69.04
27NWYE26900**	36"	1	-	184.5334	36" => 900 mm	1.36	21.26	115.87	77.67
27NWYE261000**	40"	1	-	253.1322	40" => 1000 mm	1.51	23.62	128.74	86.3

* Lead time 30 days ** Lead time 90 days



45° LATERAL WYE - LONG SPIGOT

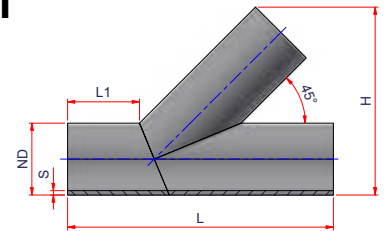
Material: PP-RCT

Range: 6" ÷ 40"

Notes: Segmented fitting. Derating factor 0.50.

For butt fusion or electrofusion welding

ATTENTION: Made to order



SDR33

Code	Size)	Carton Qty	Weight lb/p.	Volume ft ³ /p.	ND1	S	L1	L	H
27NWYE33160*	6"	1	-	1.6306	6" => 160 mm	0.19	7.87	24.65	18.15
27NWYE33200*	8"	1	-	2.9896	8" => 200 mm	0.24	7.87	29.13	22.52
27NWYE33250*	10"	1	-	5.425	10" => 250 mm	0.30	9.84	37.8	25.2
27NWYE33315*	12"	1	-	9.995	12" => 315 mm	0.38	9.84	45.28	30.76
27NWYE33355*	14"	1	-	13.835	14" => 355 mm	0.42	9.84	50.79	33.68
27NWYE33400*	16"	1	-	18.9444	16" => 400 mm	0.48	9.84	55.31	37.58
27NWYE33450**	18"	1	-	25.1982	18" => 450 mm	0.54	10.63	59.84	41.07
27NWYE33500**	20"	1	-	31.448	20" => 500 mm	0.60	11.81	63.98	43.15
27NWYE33560**	22"	1	-	44.451	22" => 560 mm	0.67	13.23	72.09	48.33
27NWYE33630*	24"	1	-	63.293	24" => 630 mm	0.75	14.88	81.1	54.37
27NWYE33710**	28"	1	-	90.5866	28" => 710 mm	0.85	16.77	91.4	61.27
27NWYE33800**	32"	1	-	129.6037	32" => 800 mm	0.95	18.9	102.99	69.04
27NWYE33900**	36"	1	-	184.5334	36" => 900 mm	1.07	21.26	115.87	77.67
27NWYE331000**	40"	1	-	253.1322	40" => 1000 mm	1.19	23.62	128.74	86.3



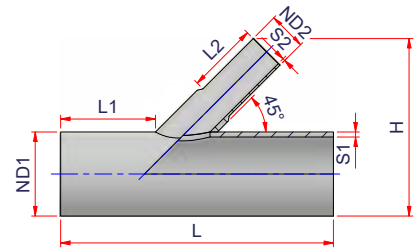
45° REDUCED LATERAL WYE LONG SPIGOT

Material: PP-RCT

Range: 6"-3" ÷ 16"-6"

Notes: For butt fusion or electrofusion welding

ATTENTION: Made to order



SDR17

Code	Size)	Carton Qty	Weight lb/p.	Volume ft ³ /p.	ND1	ND2	S1	S2	L1	L2	L	H
27NWYER1716090	6"-3"	1	7.193	1.4028	6"=> 160 mm	3"=> 90 mm	0.37	0.21	8.90	6.70	25.57	15.05
27NWYER1720090	8"-3"	1	10.227	1.9377	8"=> 200 mm	3"=> 90 mm	0.47	0.21	8.90	6.70	25.57	16.63
27NWYER1725090	10"-3"	1	15.562	2.709	10"=> 250 mm	3"=> 90 mm	0.58	0.21	8.90	6.70	25.57	18.60
27NWYER1731590	12"-3"	1	23.896	3.8813	12"=> 315 mm	3"=> 90 mm	0.74	0.21	8.90	6.70	25.57	21.15
27NWYER1735590	14"-3"	1	29.923	4.7009	14"=> 355 mm	3"=> 90 mm	0.83	0.21	8.90	6.70	25.57	22.73
27NWYER1740090	16"-3"	1	41.167	5.7093	16"=> 400 mm	3"=> 90 mm	0.93	0.21	8.90	6.70	25.57	24.50
27NWYER17200125	8"-4"	1	11.916	2.0875	8"=> 200 mm	4"=> 125 mm	0.47	0.29	7.70	6.70	25.97	17.64
27NWYER17250125	10"-4"	1	17.143	2.9041	10"=> 250 mm	4"=> 125 mm	0.58	0.29	7.70	6.70	26.00	19.61
27NWYER17315125	12"-4"	1	25.589	4.1369	12"=> 315 mm	4"=> 125 mm	0.74	0.29	7.70	6.70	26.00	22.17
27NWYER17355125	14"-4"	1	31.705	4.9866	14"=> 355 mm	4"=> 125 mm	0.83	0.29	7.70	6.70	26.00	23.74
27NWYER17400125	16"-4"	1	36.617	6.0400	16"=> 400 mm	4"=> 125 mm	0.93	0.29	7.70	6.70	26.00	25.52
27NWYER17250160	10"-6"	1	21.779	3.6269	10"=> 250 mm	6"=> 160 mm	0.58	7.90	7.87	29.33	29.33	21.71
27NWYER17315160	12"-6"	1	31.888	5.2835	12"=> 315 mm	6"=> 160 mm	0.74	7.90	7.87	29.33	29.33	25.10
27NWYER17355160	14"-6"	1	38.762	6.3292	14"=> 355 mm	6"=> 160 mm	0.83	7.90	7.87	29.33	29.33	26.68
27NWYER17400160	16"-6"	1	47.668	7.6046	16"=> 400 mm	6"=> 160 mm	0.93	7.90	7.87	29.33	29.33	28.45



(A)



(B)



(C)

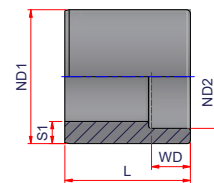
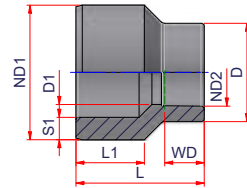
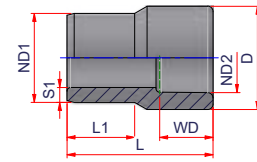


REDUCING BUSHING SOCKET FUSION

Material: PP-RCT

Range: ¾" x ½" ÷ 4" x 3½"

Notes: FM 1635 Approved



Code	Size	Type	Carton Qty	Weight lb/p.	Volume ft ³ /p.	ND1	ND2	D1	D	WD	L1	L
27NR2520	¾" x ½"	A	100	0.033	0.0012	¾" = > 25 mm	½" = > 20 mm	-	1.14	9/16	0.75	1.61
27NR3220	1" x ½"	B	80	0.044	0.0022	1" = > 32 mm	½" = > 20 mm	0.63	1.06	9/16	0.87	1.52
27NR3225	1" x ¾"	A	80	0.051	0.0019	1" = > 32 mm	¾" = > 25 mm	-	1.38	5/8	0.87	1.73
27NR4020	1¼" x ½"	B	80	0.063	0.0032	1¼" = > 40 mm	½" = > 20 mm	0.63	1.14	9/16	0.98	1.77
27NR4025	1¼" x ¾"	B	70	0.066	0.0032	1¼" = > 40 mm	¾" = > 25 mm	0.83	1.38	5/8	0.98	1.77
27NR4032	1¼" x 1"	A	40	0.094	0.0037	1¼" = > 40 mm	1" = > 32 mm	-	1.81	11/16	0.98	1.97
27NR5020	1½" x ½"	B	40	0.107	0.0048	1½" = > 50 mm	½" = > 20 mm	0.63	1.14	9/16	1.10	2.09
27NR5025	1½" x ¾"	B	40	0.110	0.0048	1½" = > 50 mm	¾" = > 25 mm	0.83	1.38	5/8	1.10	2.09
27NR5032	1½" x 1"	B	35	0.126	0.0048	1½" = > 50 mm	1" = > 32 mm	1.18	1.81	11/16	1.10	2.09
27NR5040	1½" x 1¼"	A	40	0.138	0.0061	1½" = > 50 mm	1¼" = > 40 mm	-	2.21	13/16	1.10	2.17
27NR6325	2" x ¾"	B	30	0.175	0.0096	2" = > 63 mm	¾" = > 25 mm	0.83	1.38	5/8	1.26	3.36
27NR6332	2" x 1"	B	30	0.183	0.0096	2" = > 63 mm	1" = > 32 mm	1.18	1.81	11/16	1.26	3.36
27NR6340	2" x 1¼"	B	30	0.198	0.0096	2" = > 63 mm	1¼" = > 40 mm	1.46	2.21	13/16	1.26	3.36
27NR6350	2" x 1½"	A	20	0.264	0.0094	2" = > 63 mm	1½" = > 50 mm	-	2.76	15/16	1.26	2.13
27NR7520	2½" x ½"	B	20	0.396	0.0085	2½" = > 75 mm	½" = > 20 mm	0.76	1.04	9/16	1.38	2.48
27NR7525	2½" x ¾"	B	20	0.275	0.0083	2½" = > 75 mm	¾" = > 25 mm	0.98	1.3	5/8	1.34	2.44
27NR7532	2½" x 1"	B	20	0.275	0.0085	2½" = > 75 mm	1" = > 32 mm	1.1	1.69	11/16	1.35	2.48
27NR7540	2½" x 1¼"	B	18	0.281	0.0085	2½" = > 75 mm	1¼" = > 40 mm	1.46	2.10	13/16	1.36	2.48
27NR7550	2½" x 1½"	B	18	0.281	0.0079	2½" = > 75 mm	1½" = > 50 mm	1.97	2.60	15/16	1.34	2.32
27NR7563	2½" x 2"	A	12	0.413	0.018	2½" = > 75 mm	2" = > 63 mm	-	3.27	11/16	1.42	2.91

follow ...

(A)



(B)



(C)

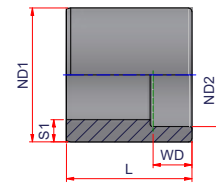
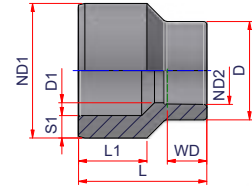
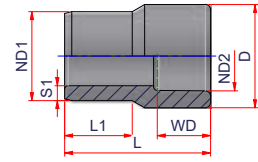









REDUCING BUSHING SOCKET FUSION

Material: PP-RCT

Range: ¾" x ½" ÷ 4" x 3½"

Notes:  FM 1635 Approved



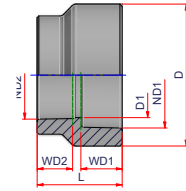
Code	Size	Type	Carton Qty	Weight lb/p.	Volume ft ³ /p.	ND1	ND2	D1	D	WD	L1	L
27NR9050	3" x 1½"	B	1	0.448	0.0123	3" => 90 mm	1½" => 50 mm	1.57	2.68	15/16	1.4	2.99
27NR9063	 3" x 2"	C	10	0.550	0.0116	3" => 90 mm	2" => 63 mm	-	-	1 1/16	-	2.83
27NR9075	 3" x 2½"	A	18	0.513	0.026	3" => 90 mm	2½" => 75 mm	-	3.78	13/16	1.46	3.15
27NR11063	 3½" x 2"	B	12	0.788	0.0158	3½" => 110 mm	2" => 63 mm	2.32	3.46	1 1/16	1.81	3.15
27NR11075	 3½" x 2½"	C	12	0.825	0.0158	3½" => 110 mm	2½" => 75 mm	-	-	13/16	-	3.15
27NR11090	 3½" x 3"	A	5	1.540	0.0657	3½" => 110 mm	3" => 90 mm	-	5.12	15/16	2.17	4.33
27NR12590	 4" x 3"	C	4	1.650	0.0224	4" => 125 mm	3" => 90 mm	-	-	15/16	-	3.94
27NR125110	 4" x 3½"	A	24	1.467	0.0777	4" => 125 mm	3½" => 110 mm	-	5.47	17/16	1.97	4.49



CONCENTRIC REDUCER - SOCKET FUSION (SOCKET X SOCKET)

Material: PP-RCT

Range: 1¼" x 1" ÷ 4" x 3½"



Code	Size	Carton Qty	Weight lb/p.	Volume ft³/p.	ND1	ND2	D	D1	WD1	WD2	L
27NRC4032	1¼" x 1"	1	0.102	0.0052	1¼" => 40 mm	1" => 32 mm	1.18	2.2	13/16	11/16	1.85
27NRC5032	1½" x 1"	1	0.117	0.0078	1½" => 50 mm	1" => 32 mm	1.18	2.48	15/16	11/16	2.2
27NRC5040	1½" x 1¼"	1	0.123	0.0073	1½" => 50 mm	1¼" => 40 mm	1.46	2.48	15/16	13/16	2.05
27NRC6340	2" x 1¼"	1	0.3	0.0154	2" => 63 mm	1¼" => 40 mm	1.46	3.39	11/16	13/16	2.32
27NRC6350	2" x 1½"	1	0.317	0.0162	2" => 63 mm	1½" => 50 mm	1.81	3.39	11/16	15/16	2.44
27NRC7550	2½" x 1½"	22	0.377	0.0218	2½" => 75 mm	1½" => 50 mm	1.81	3.78	13/16	15/16	2.64
27NRC7563	2½" x 2"	22	0.392	0.0208	2½" => 75 mm	2" => 63 mm	2.28	3.78	13/16	11/16	2.52
27NRC9050	3" x 1½"	1	1.01	0.0519	3" => 90 mm	2½" => 75 mm	1.93	4.72	15/16	15/16	4.02
27NRC9063	3" x 2"	1	0.701	0.0361	3" => 90 mm	2" => 63 mm	2.4	4.72	15/16	11/16	2.8
27NRC9075	3" x 2½"	12	0.701	0.0366	3" => 90 mm	2½" => 75 mm	2.83	4.72	15/16	13/16	2.83
27NRC11075	3½" x 2½"	1	1.034	0.0588	3½" => 110 mm	2½" => 75 mm	2.83	5.51	17/16	13/16	3.35
27NRC11090	3½" x 3"	1	1.085	0.0606	3½" => 110 mm	3" => 90 mm	3.35	5.51	17/16	15/16	3.44
27NRC12563	4" x 2"	1	2.295	0.1279	4" => 125 mm	2" => 75 mm	2.44	6.5	19/16	11/16	5.24
27NRC12575	4" x 2½"	1	2.368	0.1404	4" => 125 mm	2½" => 75 mm	2.6	6.5	19/16	13/16	5.75
27NRC12590	4" x 3"	24	1.792	0.0942	4" => 125 mm	3" => 90 mm	3.39	6.5	19/16	15/16	3.86
27NRC125110	4" x 3½"	22	1.799	0.0942	4" => 125 mm	3½" => 110 mm	4.09	6.5	19/16	17/16	3.86



(A)



CONCENTRIC REDUCER SHORT SPIGOT

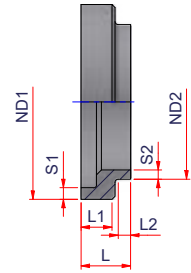
Material: PP-RCT

Range: 6" x 3" ÷ 12" x 10"

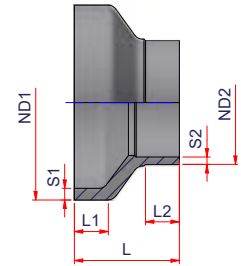
Notes: For butt fusion

Type A: Injected

Type B: Fabricated fitting + Elongated. **ATTENTION: Made to order**



(B)



SDR7.4

Code	Type	Size	Carton Qty	Weight lb/p.	Volume ft ³ /p.	ND1	ND2	S1	S2	L1	L2	L
27NRCC1609073MM	A	6" x 3"	1	1.701	0.023	6" => 160 mm	3" => 90 mm	0.86	0.86	1.97	0.79	3.15
27NRCC16011073MM	A	6" x 3½"	1	1.661	0.023	6" => 160 mm	3½" => 110 mm	0.86	0.86	1.97	0.79	3.15
27NRCC16012573MM	B	6" x 4"	1	2.213	0.0388	6" => 160 mm	4" => 125 mm	0.86	0.86	2.2	1.97	5.31
27NRCC20011073MM	A	8" x 3½"	1	2.874	0.0287	8" => 200 mm	3½" => 110 mm	1.08	1.08	2.09	0.67	3.15
27NRCC20012573MM	B	8" x 4"	1	3.413	0.0527	8" => 200 mm	4" => 125 mm	1.08	1.08	2.2	1.97	5.79
27NRCC20016073MM	B	8" x 6"	1	3.607	0.0502	8" => 200 mm	6" => 160 mm	1.08	1.08	2.2	1.89	5.51
27NRCC25012573MM	A	10" x 4"	1	4.892	0.0359	10" => 250 mm	4" => 125 mm	1.35	1.35	2.2	0.55	3.15
27NRCC25016073MM	A	10" x 6"	1	4.644	0.0359	10" => 250 mm	6" => 160 mm	1.35	1.35	2.2	0.55	3.15
27NRCC25020073MM	A	10" x 8"	1	4.291	0.0359	10" => 250 mm	8" => 160 mm	1.35	1.35	2.2	0.55	3.15
27NRCC31516073MM	A	12" x 6"	1	9.905	0.0565	12" => 315 mm	6" => 160 mm	1.7	1.7	2.87	0.67	3.94
27NRCC31520073MM	A	12" x 8"	1	9.422	0.0565	12" => 315 mm	8" => 200 mm	1.7	1.7	2.87	0.67	3.94
27NRCC31525073MM	A	12" x 10"	1	8.656	0.0565	12" => 315 mm	10" => 250 mm	1.7	1.7	2.87	0.67	3.94



(A)



CONCENTRIC REDUCER LONG SPIGOT

Material: PP-RCT

Range: 2" x 1¼" ÷ 12" x 10"

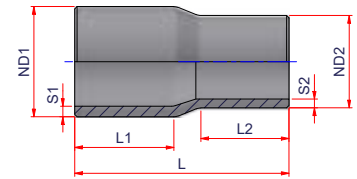
Notes: For butt fusion or electrofusion welding

Type A: Injected

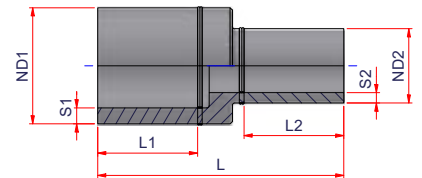
Type B: Fabricated fitting + Elongated (made to order)



FM 1635 Approved



(B)



SDR7.4

Code	Type	Size	Carton Qty	Weight lb/p.	Volume ft ³ /p.	ND1	ND2	S1	S2	L1	L2	L
27NR634073MM	A	2" x 1¼"	1	0.324	0.0149	2" => 63 mm	1¼" => 40 mm	0.34	0.22	2.56	2.05	5.2
27NR635073MM	A	2" x 1½"	1	0.364	0.0149	2" => 63 mm	1½" => 50 mm	0.34	0.34	2.56	2.2	5.2
27NR906373MM	A	3" x 2"	1	0.781	0.0242	3" => 90 mm	2" => 63 mm	0.48	0.41	2.8	2.24	5.9
27NR907573MM	A	3" x 2½"	1	0.984	0.0283	3" => 90 mm	2½" => 75 mm	0.48	0.34	3.15	2.84	6.89
27NR1106373MM	A	3½" x 2"	1	1.260	0.0339	3½" => 110 mm	2" => 63 mm	0.59	0.41	3.39	2.56	6.77
27NR1107573MM	A	3½" x 2½"	1	1.462	0.0365	3½" => 110 mm	2½" => 75 mm	0.59	0.48	3.46	2.24	7.28
27NR1109073MM	A	3½" x 3"	1	1.586	0.0375	3½" => 110 mm	3" => 90 mm	0.67	0.34	3.39	3.31	7.48
27NR1256373MM	A	4" x 2"	1	1.904	0.0265	4" => 125 mm	2" => 63 mm	0.67	0.34	0.87	2.4	4.65
27NR1609073MMB	B	6" x 3"	1	6.72	0.1177	6" => 160 mm	3" => 90 mm	0.86	0.48	6.89	5.71	16.14
27NR16011073MMB	B	6" x 3½"	1	7.451	0.1206	6" => 160 mm	3½" => 110 mm	0.86	0.59	6.89	6.1	16.54
27NR16012573MMB	B	6" x 4"	1	8.262	0.1234	6" => 160 mm	4" => 125 mm	0.86	0.67	6.89	6.5	16.93
27NR20012573MMB	B	8" x 4"	1	13.667	0.0596	8" => 200 mm	4" => 125 mm	1.08	0.67	7.28	6.5	6.54
27NR20016073MMB	B	8" x 6"	1	15.646	0.1615	8" => 200 mm	6" => 160 mm	1.08	0.86	7.28	6.89	17.72
27NR25016073MMB	B	10" x 6"	1	22.216	0.2153	10" => 250 mm	6" => 160 mm	1.35	0.86	8.07	6.5	18.9
27NR25020073MMB	B	10" x 8"	1	26.998	0.2287	10" => 250 mm	8" => 200 mm	1.35	1.08	9.65	10.24	20.08
27NR31511073MMB	B	12" x 3½"	1	38.309	0.2854	12" => 315 mm	3½" => 110 mm	1.7	0.59	9.84	6.89	19.88
27NR31520073MMB	B	12" x 8"	1	44.294	0.2909	12" => 315 mm	8" => 200 mm	1.7	1.08	9.84	7.28	20.27
27NR31525073MMB	B	12" x 10"	1	48.949	0.325	12" => 315 mm	10" => 250 mm	1.7	1.35	9.84	9.65	22.64



(A)



CONCENTRIC REDUCER SHORT SPIGOT

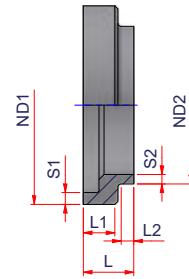
Material: PP-RCT

Range: 6" x 3" ÷ 14" x 12"

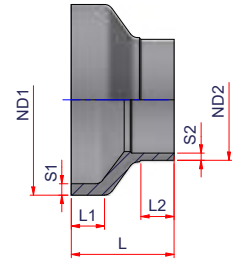
Notes: For butt fusion

Type A: Injected

Type B: Fabricated fitting + Elongated (made to order)



(B)



SDR9

Code	Type	Size	Carton Qty	Weight lb/p.	Volume ft ³ /p.	ND1	ND2	S1	S2	L1	L2	L
27NRCC160909MM	A	6" x 3"	1	1.580	0.023	6" => 160 mm	3" => 90 mm	0.7	0.40	1.97	0.79	3.15
27NRCC1601109MM	A	6" x 3½"	1	1.512	0.023	6" => 160 mm	3½" => 110 mm	0.7	0.48	1.97	0.79	3.15
27NRCC1601259MM	B	6" x 4"	1	1.454	0.023	6" => 160 mm	4" => 125 mm	0.7	0.55	2.2	1.97	5.31
27NRCC2001109MM	A	8" x 3½"	1	2.696	0.0287	8" => 200 mm	3½" => 110 mm	0.88	0.48	2.09	0.67	3.15
27NRCC2001259MM	B	8" x 4"	1	2.611	0.0287	8" => 200 mm	4" => 125 mm	0.88	0.55	2.2	1.97	5.79
27NRCC2001609MM	B	8" x 6"	1	2.355	0.0287	8" => 200 mm	6" => 160 mm	0.88	0.70	2.2	1.89	5.51
27NRCC2501259MM	A	10" x 4"	1	4.664	0.0359	10" => 250 mm	4" => 125 mm	1.1	0.55	2.2	0.55	3.15
27NRCC2501609MM	A	10" x 6"	1	4.331	0.0359	10" => 250 mm	6" => 160 mm	1.1	0.70	2.2	0.55	3.15
27NRCC2502009MM	A	10" x 8"	1	3.847	0.0359	10" => 250 mm	8" => 160 mm	1.1	0.88	2.2	0.55	3.15
27NRCC3151609MM	A	12" x 6"	1	9.959	0.0566	12" => 315 mm	6" => 160 mm	1.39	0.70	2.87	0.51	3.94
27NRCC3152009MM	A	12" x 8"	1	9.210	0.0566	12" => 315 mm	8" => 200 mm	1.39	0.88	2.87	0.51	3.94
27NRCC3152509MM	A	12" x 10"	1	8.057	0.0566	12" => 315 mm	10" => 250 mm	1.39	1.10	2.87	0.51	3.94
27NRCC3552009MM	A	14" x 8"	1	15.446	0.0764	14" => 355 mm	8" => 200 mm	1.56	0.88	3.66	0.51	4.72
27NRCC3552509MM	A	14" x 10"	1	13.864	0.0764	14" => 355 mm	10" => 250 mm	1.56	1.10	3.66	0.51	4.72
27NRCC3553159MM	A	14" x 12"	1	11.299	0.0764	14" => 355 mm	12" => 315 mm	1.56	1.39	3.66	0.51	4.72

(A)



CONCENTRIC REDUCER LONG SPIGOT

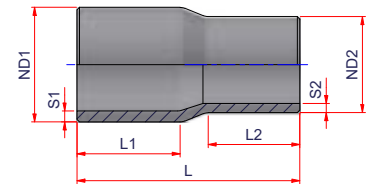
Material: PP-RCT

Range: 2" x 1¼" ÷ 14" x 12"

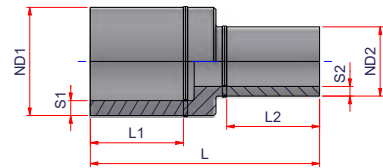
Notes: For butt fusion or electrofusion welding

Type A: Injected

Type B: Fabricated fitting + Elongated (made to order)




(B)



SDR9

Code	Type	Size	Carton Qty	Weight lb/p.	Volume ft ³ /p.	ND1	ND2	S1	S2	L1	L2	L
27NR63409MM	A	2" x 1¼"	1	0.248	0.0149	2" = > 63 mm	1¼" = > 40 mm	0.28	0.17	2.56	2.05	5.2
27NR63509MM	A	2" x 1½"	1	0.277	0.0149	2" = > 63 mm	1½" = > 50 mm	0.28	0.22	2.56	2.2	5.2
27NR90639MM	A	3" x 2"	1	0.598	0.0242	3" = > 90 mm	2" = > 63 mm	0.39	0.28	2.8	2.24	5.9
27NR90759MM	A	3" x 2½"	1	0.748	0.0278	3" = > 90 mm	2½" = > 75 mm	0.39	0.33	3.15	2.8	6.77
27NR110639MM	A	3½" x 2"	1	0.696	0.0339	3½" = > 110 mm	2" = > 63 mm	0.48	0.28	3.39	2.56	6.77
27NR110759MM	A	3½" x 2½"	1	1.116	0.0365	3½" = > 110 mm	2½" = > 75 mm	0.48	0.33	3.46	2.28	7.28
27NR110909MM	A	3½" x 3"	1	1.21	0.0375	3½" = > 110 mm	3" = > 90 mm	0.48	0.39	3.39	3.31	7.48
27NR125639MM	A	4" x 2"	1	1.473	0.047	4" = > 125 mm	2" = > 63 mm	0.55	0.28	3.54	2.4	8.26
27NR160909MMB	B	6" x 3"	1	5.209	0.1234	6" = > 160 mm	3" = > 90 mm	0.7	0.39	7.64	5.75	16.93
27NR1601109MMB	B	6" x 3½"	1	5.759	0.1275	6" = > 160 mm	3½" = > 110 mm	0.7	0.48	7.64	6.3	17.49
27NR1601259MMB	B	6" x 4"	1	6.388	0.1332	6" = > 160 mm	4" = > 125 mm	0.7	0.55	7.64	7.09	18.27
27NR2001259MMB	B	8" x 4"	1	10.508	0.1912	8" = > 200 mm	4" = > 125 mm	0.87	0.55	10.24	7.09	20.98
27NR2001609MMB	B	8" x 6"	1	11.982	0.1953	8" = > 200 mm	6" = > 160 mm	0.87	0.7	10.24	7.64	21.43
27NR2501609MMB	B	10" x 6"	1	17.038	0.2507	10" = > 250 mm	6" = > 160 mm	1.09	0.7	10.43	7.64	22.01
27NR2502009MMB	B	10" x 8"	1	20.621	0.277	10" = > 250 mm	8" = > 200 mm	1.09	0.87	10.43	10.24	24.32
27NR3152009MMB	B	12" x 8"	1	34.428	0.3842	12" = > 315 mm	8" = > 200 mm	1.38	0.87	12.59	10.24	26.77
27NR3152509MMB	B	12" x 10"	1	37.706	0.387	12" = > 315 mm	10" = > 250 mm	1.38	1.09	12.59	10.43	26.96
27NR3552009MMB	B	14" x 8"	1	42.229	0.4361	14" = > 355 mm	8" = > 200 mm	1.55	0.87	12.59	10.43	26.96
27NR3552509MMB	B	14 x 10"	1	48.707	0.4361	14" = > 355 mm	10" = > 250 mm	1.56	1.09	12.59	10.43	26.96
27NR3553159MMB	B	14 x 12"	1	52.186	0.4361	14" = > 355 mm	12" = > 315 mm	1.57	1.38	12.59	10.43	26.96



CONCENTRIC REDUCER SHORT SPIGOT

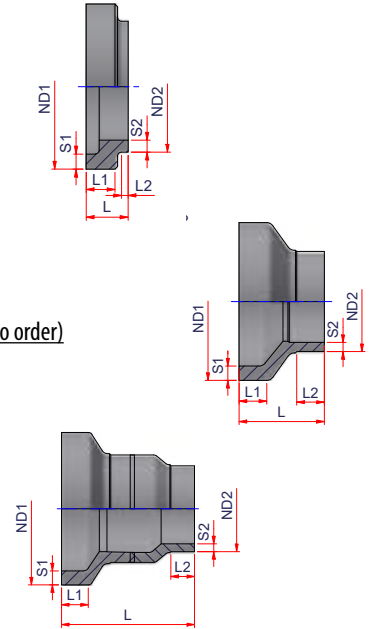
Material: PP-RCT

Range: 8" x 3½" ÷ 20" x 18"

Notes: Fabricated fitting. For butt fusion

Type A: Injected

Type B and C: Fabricated fitting + Elongated (made to order)



SDR11

Code	Type	Size	Carton Qty	Weight lb/p.	Volume ft³/p.	ND1	ND2	S1	S2	L1	L2	L
27NRCC20011011MM	A	8" x 3½"	1	2.762	0.0287	8" = > 200 mm	3½" = > 110 mm	0.72	0.39	2.26	0.89	3.15
27NRCC20012511MM	B	8" x 4"	1	2.518	0.0527	8" = > 200 mm	4" = > 125 mm	0.72	0.45	2.2	1.97	5.79
27NRCC20016011MM	B	8" x 6"	1	2.622	0.0502	8" = > 200 mm	6" = > 160 mm	0.72	0.57	2.2	1.89	5.51
27NRCC25012511MM	A	10" x 4"	1	4.428	0.0359	10" = > 250 mm	4" = > 125 mm	0.89	0.45	2.09	0.71	3.15
27NRCC25016011MM	B	10" x 6"	1	4.276	0.0664	10" = > 250 mm	6" = > 160 mm	0.89	0.57	2.17	1.97	5.83
27NRCC25020011MM	B	10" x 8"	1	4.791	0.0668	10" = > 250 mm	8" = > 200 mm	0.89	0.72	2.17	2.17	5.91
27NRCC31512511MM	B	12" x 4"	1	8.17	1.0129	12" = > 315 mm	4" = > 125 mm	1.13	0.45	2.21	2.17	11.38
27NRCC31516011MM	B	12" x 6"	1	7.394	0.0983	12" = > 315 mm	6" = > 160 mm	1.13	0.57	2.21	2.17	6.85
27NRCC31520011MM	B	12" x 8"	1	8.199	0.0938	12" = > 315 mm	8" = > 200 mm	1.13	0.72	2.35	2.17	6.54
27NRCC31525011MM	B	12" x 10"	1	7.787	0.0853	12" = > 315 mm	10" = > 250 mm	1.13	0.89	2.43	2.19	5.95
27NRCC35512511MM	B	14" x 4"	1	8.407	0.7416	14" = > 355 mm	4" = > 125 mm	1.27	0.45	2.52	2.17	6.56
27NRCC35520011MM	C	14" x 8"	1	13.702	0.1974	14" = > 355 mm	8" = > 200 mm	1.27	0.72	2.46	2.18	12.21
27NRCC35525011MM	B	14" x 10"	1	9.361	0.1083	14" = > 355 mm	10" = > 250 mm	1.27	0.89	2.46	2.17	6.69
27NRCC35531511MM	B	14" x 12"	1	8.551	0.0981	14" = > 355 mm	12" = > 315 mm	1.27	1.13	2.48	2.17	6.06
27NRCC40012511MM	A	16" x 4"	1	10.77	0.643	16" = > 400 mm	4" = > 125 mm	1.43	0.45	2.48	2.22	4.48
27NRCC40025011MM	A	16" x 10"	1	13.963	0.0574	16" = > 400 mm	10" = > 250 mm	1.43	0.89	2.17	0.59	3.15
27NRCC40031511MM	A	16" x 12"	1	12.295	0.0574	16" = > 400 mm	12" = > 315 mm	1.43	1.13	2.17	0.59	3.15
27NRCC40035511MM	A	16" x 14"	1	10.839	0.0574	16" = > 400 mm	14" = > 355 mm	1.43	1.27	2.09	0.71	3.15
27NRCC45031511MM	A	18" x 12"	1	17.443	0.0807	18" = > 450 mm	12" = > 315 mm	1.61	1.13	2.8	0.75	3.94
27NRCC45035511MM	A	18" x 14"	1	15.917	0.0807	18" = > 450 mm	14" = > 355 mm	1.61	1.27	2.8	0.75	3.94
27NRCC45040011MM	A	18" x 16"	1	13.993	0.0807	18" = > 450 mm	16" = > 400 mm	1.61	1.43	2.8	0.75	3.94
27NRCC50035511MM	A	20" x 14"	1	21.958	0.0897	20" = > 500 mm	14" = > 355 mm	1.79	1.27	2.68	0.87	3.94
27NRCC50040011MM	A	20" x 16"	1	19.859	0.0897	20" = > 500 mm	16" = > 400 mm	1.79	1.43	2.68	0.87	3.94
27NRCC50045011MM	A	20" x 18"	1	17.245	0.0897	20" = > 500 mm	18" = > 450 mm	1.79	1.61	2.68	0.87	3.94

(A)



CONCENTRIC REDUCER LONG SPIGOT

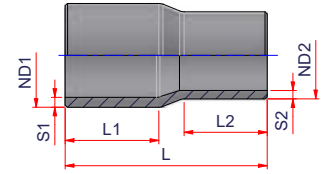
Material: PP-RCT

Range: 2" x 1¼" ÷ 20" x 18"

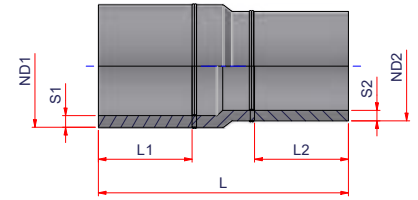
Notes: For butt fusion or electrofusion welding

Type A - Injected

Type B: Fabricated fitting + Elongated (made to order)



(B)



SDR11

Code	Type	Size	Carton Qty	Weight lb/p.	Volume ft ³ /p.	ND1	ND2	S1	S2	L1	L2	L
27NR634011MM	A	2" x 1¼"	40	0.212	0.0149	2" = > 63 mm	1¼" = > 40 mm	0.23	0.15	2.56	2.05	5.2
27NR635011MM	A	2" x 1½"	25	0.233	0.0149	2" = > 63 mm	1½" = > 50 mm	0.23	0.18	2.56	2.2	5.2
27NR754011MM	A	2½" x 1¼"	20	0.305	0.0192	2½" = > 75 mm	1¼" = > 40 mm	0.27	0.15	2.56	1.89	5.63
27NR755011MM	A	2½" x 1½"	16	0.325	0.019	2½" = > 75 mm	1½" = > 50 mm	0.27	0.18	2.56	1.89	5.55
27NR756311MM	A	2½" x 2"	12	0.386	0.0202	2½" = > 75 mm	2" = > 63 mm	0.27	0.23	2.8	2.52	5.9
27NR905011MM	A	3" x 1½"	12	0.467	0.0245	3" = > 90 mm	1½" = > 50 mm	0.32	0.18	2.87	2.24	5.98
27NR906311MM	A	3" x 2"	12	0.503	0.0242	3" = > 90 mm	2" = > 63 mm	0.32	0.23	2.8	2.24	5.9
27NR907511MM	A	3" x 2½"	9	0.638	0.0283	3" = > 90 mm	2½" = > 75 mm	0.32	0.27	3.19	2.84	6.89
27NR1106311MM	A	3½" x 2"	6	0.812	0.0345	3½" = > 110 mm	2" = > 63 mm	0.39	0.23	3.35	2.76	6.89
27NR1107511MM	A	3½" x 2½"	6	0.933	0.0365	3½" = > 110 mm	2½" = > 75 mm	0.39	0.27	3.47	2.28	7.28
27NR1109011MM	A	3½" x 3"	6	0.938	0.0345	3½" = > 110 mm	3" = > 90 mm	0.39	0.32	3.07	2.76	6.89
27NR1257511MM	A	4" x 2½"	3	1.253	0.0447	4" = > 125 mm	2½" = > 75 mm	0.45	0.27	3.62	2.36	7.84
27NR1259011MM	A	4" x 3"	4	1.225	0.0417	4" = > 125 mm	3" = > 90 mm	0.45	0.32	3.39	2.76	7.32
27NR12511011MM	A	4" x 3½"	20	1.375	0.0419	4" = > 125 mm	3½" = > 110 mm	0.45	0.39	3.5	3.03	7.36
27NR1609011MM	A	6" x 3"	12	2.237	0.066	6" = > 160 mm	3" = > 90 mm	0.57	0.32	4.21	3.54	9.05
27NR16011011MM	A	6" x 3½"	12	2.264	0.0617	6" = > 160 mm	3½" = > 110 mm	0.57	0.39	4.06	3.46	8.46
27NR16012511MM	A	6" x 4"	40	2.398	0.0615	6" = > 160 mm	4" = > 125 mm	0.57	0.45	4.02	3.58	8.43
27NR20016011MM	A	8" x 6"	22	4.332	0.0861	8" = > 200 mm	6" = > 160 mm	0.72	0.58	4.65	3.98	9.45
27NR25016011MMB	B	10" x 6"	1	13.731	0.2243	10" = > 250 mm	6" = > 160 mm	0.89	0.58	9.65	6.89	19.69
27NR25020011MMB	B	10" x 8"	1	15.101	0.2287	10" = > 250 mm	8" = > 200 mm	0.89	0.72	9.65	7.28	20.08



(A)



CONCENTRIC REDUCER LONG SPIGOT

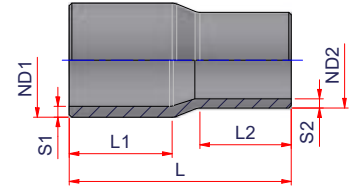
Material: PP-RCT

Range: 2" x 1 1/4" ÷ 20" x 18"

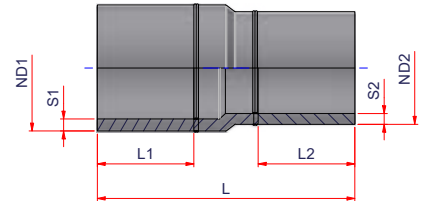
Notes: For butt fusion or electrofusion welding

Type A - Injected

Type B: Fabricated fitting + Elongated (made to order)



(B)



SDR11

Code	Type	Size	Carton Qty	Weight lb/p.	Volume ft ³ /p.	ND1	ND2	S1	S2	L1	L2	L
27NR31516011MMB	B	12" x 6"	1	24.397	0.3248	12" => 315 mm	6" => 160 mm	1.13	0.58	12.59	6.89	22.63
27NR31520011MMB	B	12" x 8"	1	25.767	0.3304	12" => 315 mm	8" => 200 mm	1.13	0.72	12.59	7.28	23.02
27NR31525011MMB	B	12" x 10"	1	29.591	0.3644	12" => 315 mm	10" => 250 mm	1.13	0.89	12.59	9.65	25.39
27NR35520011MMB	B	14" x 8"	1	32.413	0.3724	14" => 355 mm	8" => 200 mm	1.27	0.72	12.59	7.28	23.02
27NR35525011MMB	B	14" x 10"	1	34.375	0.4012	14" => 355 mm	10" => 250 mm	1.27	0.89	12.6	8.35	24.8
27NR35531511MMB	B	14" x 12"	1	44.436	0.4711	14" => 355 mm	12" => 315 mm	1.27	1.13	12.59	12.59	29.12
27NR40025011MMB	B	16" x 10"	1	46.082	0.4772	16" => 400 mm	10" => 250 mm	1.43	0.89	12.59	9.65	26.18
27NR40031511MMB	B	16" x 12"	1	53.799	0.5308	16" => 400 mm	12" => 315 mm	1.43	1.13	12.59	12.59	29.12
27NR40035511MMB	B	16" x 14"	1	57.531	0.5308	16" => 400 mm	14" => 355 mm	1.43	1.27	12.59	12.59	29.12
27NR45031511MMB	B	18" x 12"	1	67.056	0.6135	18" => 450 mm	12" => 315 mm	1.61	1.13	13.39	12.59	29.92
27NR45035511MMB	B	18" x 14"	1	70.626	0.6135	18" => 450 mm	14" => 355 mm	1.61	1.27	13.39	12.59	29.92
27NR45040011MMB	B	18" x 16"	1	75.191	0.6135	18" => 450 mm	16" => 400 mm	1.61	1.43	13.39	12.59	29.92
27NR50035511MMB	B	20" x 14"	1	88.355	0.7175	20" => 500 mm	14" => 355 mm	1.79	1.27	14.96	12.59	31.49
27NR50040011MMB	B	20" x 16"	1	92.899	0.7175	20" => 500 mm	16" => 400 mm	1.79	1.43	14.96	12.59	31.49
27NR50045011MMB	B	20" x 18"	1	100.795	0.7357	20" => 500 mm	18" => 450 mm	1.79	1.61	14.96	13.39	32.29



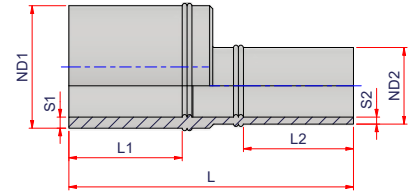
ECENTRIC REDUCER LONG SPIGOT

Material: PP-RCT

Range: 3"x2½" ÷ 20"x16"


Notes: For butt fusion or electrofusion welding

Fabricated fitting + Elongated (made to order)



SDR11

Code	Size	Carton Qty	Weight lb/p.	Volume ft ³ /p.	ND1	ND2	S1	S2	L1	L2	L
27NRE907511MMB	3"x 2½"	1	1.337	0.0944	3" => 90 mm	2½" => 75 mm	0.32	0.27	5.75	4.92	12.99
27NRE16012511MMB	6"x 4"	1	5.572	0.3752	6" => 160 mm	4" => 125 mm	0.57	0.45	6.89	7.09	16.34
27NRE20012511MMB	8"x 4"	1	8.184	0.6003	8" => 200 mm	4" => 125 mm	0.72	0.45	7.28	7.09	16.73
27NRE20016011MMB	8"x 6"	1	8.906	0.5933	8" => 200 mm	6" => 160 mm	0.72	0.57	7.28	6.89	16.54
27NRE25012511MMB	10"x 4"	1	14.073	1.0705	10" => 250 mm	4" => 125 mm	0.9	0.45	9.65	7.09	19.09
27NRE25016011MMB	10"x 6"	1	14.795	1.0594	10" => 250 mm	6" => 160 mm	0.9	0.57	9.65	6.89	18.9
27NRE25020011MMB	10"x 8"	1	16.114	1.0815	10" => 250 mm	8" => 200 mm	0.9	0.72	9.65	7.28	19.29
27NRE31512511MMB	12"x 4"	1	21.781	1.717	12" => 315 mm	4" => 125 mm	1.13	0.45	9.84	7.09	19.29
27NRE31516011MMB	12"x 6"	1	21.765	1.6995	12" => 315 mm	6" => 160 mm	1.13	0.57	9.84	6.89	19.09
27NRE31525011MMB	12"x 10"	1	27.713	1.9448	12" => 315 mm	10" => 250 mm	1.13	0.9	9.84	9.65	21.85
27NRE35512511MMB	14"x 4"	1	35.835	2.9819	14" => 355 mm	4" => 125 mm	1.28	1.13	12.6	9.84	26.38
27NRE35520011MMB	14"x 8"	1	-	2.9151	14" => 355 mm	8" => 200 mm	1.28	0.72	12.6	7.28	25.79
27NRE35525011MMB	14"x 10"	1	37.95	2.7816	14" => 355 mm	10" => 250 mm	1.28	0.9	12.6	9.65	24.61
27NRE35531511MMB	14"x 12"	1	42.357	2.8038	14" => 355 mm	12" => 315 mm	1.28	1.13	12.6	9.84	24.8
27NRE40025011MMB	16"x 6"	1	46.152	3.5315	16" => 400 mm	10" => 250 mm	1.44	0.9	12.6	9.65	24.61
27NRE40031511MMB	16"x 12"	1	50.56	3.5597	16" => 400 mm	12" => 315 mm	1.44	1.13	12.6	9.84	24.8
27NRE40035511MMB	16"x 14"	1	-	4.6333	16" => 400 mm	14" => 355 mm	1.44	1.28	12.6	12.6	32.28
27NRE45020011MMB	18"x 8"	1	56.173	4.1477	18" => 450 mm	8" => 200 mm	1.61	0.72	13.19	7.28	22.83
27NRE50040011MMB	20"x 16"	1	-	7.3278	18" => 450 mm	16" => 400 mm	1.79	1.44	12.6	12.6	32.68



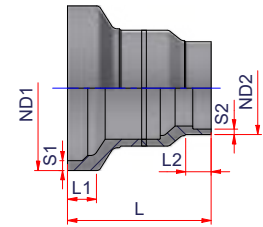
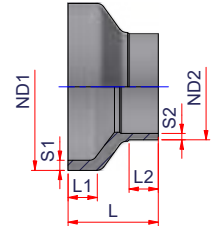
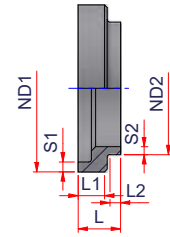
CONCENTRIC REDUCER SHORT SPIGOT

Material: PP-RCT

Range: 10" x 4" ÷ 24" x 22"

Notes: Type A: Fabricated fitting

Type B and C: Fabricated fitting + Elongated (made to order)



SDR17

Code	Type	Size	Carton Qty	Weight lb/p.	Volume ft³/p.	ND1	ND2	S1	S2	L1	L2	L
27NRCC25012517MM	B	10" x 4"	1	3.662	0.0359	10" => 250 mm	4" => 125 mm	0.58	0.29	2.17	1.97	5.79
27NRCC25016017MM	B	10" x 6"	1	2.815	0.0664	10" => 250 mm	6" => 160 mm	0.58	0.37	2.17	1.97	5.83
27NRCC25020017MM	B	10" x 8"	1	2.935	0.0673	10" => 250 mm	8" => 200 mm	0.58	0.47	2.17	2.17	5.91
27NRCC31512517MM	B	12" x 4"	1	-	1.0129	12" => 315 mm	12" => 315 mm	0.74	0.29	2.21	2.17	11.38
27NRCC31516017MM	B	12" x 6"	1	6.315	0.0983	12" => 315 mm	6" => 160 mm	0.74	0.37	2.21	2.17	6.85
27NRCC31520017MM	B	12" x 8"	1	5.064	0.0938	12" => 315 mm	8" => 200 mm	0.74	0.47	2.44	2.17	6.65
27NRCC31525017MM	B	12" x 10"	1	4.875	0.0853	12" => 315 mm	10" => 250 mm	0.74	0.58	2.52	2.28	5.94
27NRCC35512517MM	B	14" x 4"	1	7.405	0.7416	14" => 355 mm	12" => 315 mm	0.83	0.29	2.52	2.17	6.56
27NRCC35520017MM	C	14" x 8"	1	11.164	0.1974	14" => 355 mm	8" => 200 mm	0.83	0.47	2.46	2.17	12.21
27NRCC35525017MM	B	14" x 10"	1	6.739	0.1083	14" => 355 mm	10" => 250 mm	0.83	0.58	2.46	2.17	6.69
27NRCC35531517MM	B	14" x 12"	1	4.44	0.0981	14" => 355 mm	12" => 315 mm	0.83	0.74	2.48	2.17	6.06
27NRCC40012517MM	B	16" x 4"	1	10.542	0.4521	16" => 400 mm	12" => 315 mm	0.93	0.29	2.36	0.79	3.15
27NRCC40025017MM	A	16" x 10"	1	9.159	0.0574	16" => 400 mm	10" => 250 mm	0.93	0.58	2.17	0.59	3.15
27NRCC40031517MM	A	16" x 12"	1	7.409	0.0574	16" => 400 mm	12" => 315 mm	0.93	0.74	2.17	0.59	3.15
27NRCC40035517MM	A	16" x 14"	1	7.409	0.0574	16" => 400 mm	14" => 355 mm	0.93	0.83	2.26	0.89	3.15
27NRCC45031517MM	A	18" x 12"	1	13.445	0.0807	18" => 450 mm	12" => 315 mm	1.05	0.74	2.8	0.75	3.94
27NRCC45035517MM	A	18" x 14"	1	11.778	0.0807	18" => 450 mm	14" => 355 mm	1.05	0.83	2.8	0.75	3.94
27NRCC45040017MM	A	18" x 16"	1	9.679	0.0807	18" => 450 mm	16" => 400 mm	1.05	0.93	2.8	0.75	3.94



(A)



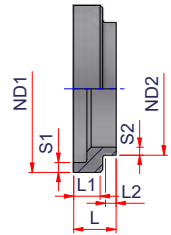
CONCENTRIC REDUCER SHORT SPIGOT

Material: PP-RCT

Range: 10" x 4" ÷ 24" x 22"

Notes: Type A: Fabricated fitting

Type B and C: Fabricated fitting + Elongated (made to order)



SDR17

Code	Type	Size	Carton Qty	Weight lb/p.	Volume ft ³ /p.	ND1	ND2	S1	S2	L1	L2	L
27NRCC50035517MM	A	20" x 14"	1	15.318	0.0897	20" = > 500 mm	14" = > 355 mm	1.17	0.83	2.68	0.87	3.94
27NRCC50040017MM	A	20" x 16"	1	13.500	0.0897	20" = > 500 mm	16" = > 400 mm	1.17	0.93	2.68	0.87	3.94
27NRCC50045017MM	A	20" x 18"	1	11.267	0.0897	20" = > 500 mm	18" = > 450 mm	1.17	1.05	2.68	0.87	3.94
27NRCC56040017MM	A	22" x 16"	1	21.937	0.1005	22" = > 560 mm	16" = > 400 mm	1.31	0.93	2.83	0.55	3.94
27NRCC56045017MM	A	22" x 18"	1	17.494	0.1005	22" = > 560 mm	18" = > 450 mm	1.31	1.05	2.76	0.79	3.94
27NRCC56050017MM	A	22" x 20"	1	14.731	0.1005	22" = > 560 mm	20" = > 500 mm	1.31	1.17	2.76	0.79	3.94
27NRCC63045017MM	A	24" x 18"	1	29.036	0.1356	24" = > 630 mm	18" = > 450 mm	1.31	1.05	3.27	1.06	4.72
27NRCC63050017MM	A	24" x 20"	1	26.036	0.1356	24" = > 630 mm	20" = > 500 mm	1.31	1.17	3.27	1.06	4.72
27NRCC63056017MM	A	24" x 22"	1	21.992	0.1356	24" = > 630 mm	22" = > 560 mm	1.31	1.31	3.27	1.06	4.72

These parts are available with elongated ends upon request

(A)



CONCENTRIC REDUCER LONG SPIGOT

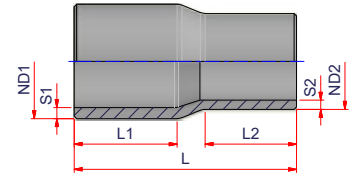
Material: PP-RCT

Range: 2½" x 2" ÷ 24" x 22"

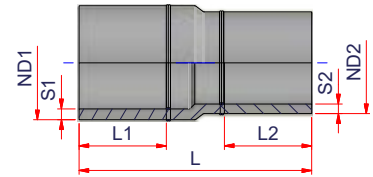
Notes: For butt fusion or electrofusion welding

Type A: Injected

Type B: Fabricated fitting + Elongated (made to order)



(B)



SDR17

Code	Type	Size	Carton Qty	Weight lb/p.	Volume ft³/p.	ND1	ND2	S1	S2	L1	L2	L
27NR756317MM	A	2½" x 2"	14	0.27	0.0202	2½" => 75 mm	2" => 63 mm	0.18	0.15	2.8	2.52	5.9
27NR905017MM	A	3" x 1½"	40	0.334	0.0245	3" => 90 mm	1½" => 50 mm	0.21	0.12	2.87	2.24	5.98
27NR906317MM	A	3" x 2"	75	0.356	0.0242	3" => 90 mm	2" => 63 mm	0.21	0.15	2.8	2.24	5.9
27NR907517MM	A	3" x 2½"	1	0.446	0.0283	3" => 90 mm	2½" => 75 mm	0.21	0.18	3.19	2.84	6.89
27NR1106317MM	A	3½" x 2"	45	0.586	0.0345	3½" => 110 mm	2" => 63 mm	0.26	0.15	3.38	2.76	6.89
27NR1107517MM	A	3½" x 2½"	1	0.668	0.0365	3½" => 110 mm	2½" => 75 mm	0.26	0.18	3.47	2.28	7.28
27NR1109017MM	A	3½" x 3"	45	0.662	0.0345	3½" => 110 mm	3" => 90 mm	0.26	0.21	3.07	2.76	6.89
27NR1257517MM	A	4" x 2½"	3	0.882	0.0447	4" => 125 mm	2½" => 75 mm	0.29	0.18	3.62	2.36	7.84
27NR1259017MM	A	4" x 3"	4	0.858	0.0417	4" => 125 mm	3" => 90 mm	0.29	0.21	3.39	2.76	7.32
27NR12511017MM	A	4" x 3½"	20	0.952	0.0419	4" => 125 mm	3½" => 110 mm	0.29	0.26	3.5	3.03	7.36
27NR1609017MM	A	6" x 3"	40	1.593	0.066	6" => 160 mm	3" => 90 mm	0.37	0.21	4.21	3.54	9.05
27NR16011017MM	A	6" x 3½"	12	1.608	0.0617	6" => 160 mm	3½" => 110 mm	0.37	0.26	4.06	3.46	8.46
27NR16012517MM	A	6" x 4"	12	1.672	0.0615	6" => 160 mm	4" => 125 mm	0.37	0.29	4.02	3.58	8.43
27NR20016017MM	A	8" x 6"	60	3.019	0.0861	8" => 200 mm	6" => 160 mm	0.47	0.37	4.65	3.98	9.45
27NR25016017MMB	B	10" x 6"	1	9.122	0.2243	10" => 250 mm	6" => 160 mm	0.58	0.37	9.65	6.89	19.69
27NR25020017MMB	B	10" x 8"	1	9.889	0.2287	10" => 250 mm	8" => 200 mm	0.58	0.47	9.65	7.28	20.08
27NR31516017MMB	B	12" x 6"	1	14.32	0.2854	12" => 315 mm	6" => 160 mm	0.74	0.37	9.84	6.89	19.88
27NR31520017MMB	B	12" x 8"	1	15.213	0.2909	12" => 315 mm	8" => 200 mm	0.74	0.47	9.84	7.28	20.27
27NR31525017MMB	B	12" x 10"	1	17.061	0.325	12" => 315 mm	10" => 250 mm	0.74	0.58	9.84	9.65	22.64
27NR35520017MMB	B	14" x 8"	1	21.915	0.3724	14" => 355 mm	8" => 200 mm	0.83	0.47	12.59	7.28	23.02
27NR35525017MMB	B	14" x 10"	1	23.747	0.4107	14" => 355 mm	10" => 250 mm	0.83	0.58	12.59	9.65	25.39

follow ...



(A)

CONCENTRIC REDUCER LONG SPIGOT

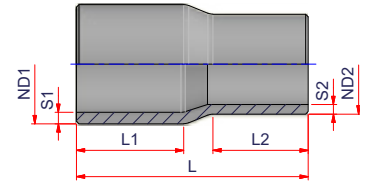
Material: PP-RCT

Range: 2" x 1¼" ÷ 24" x 22"

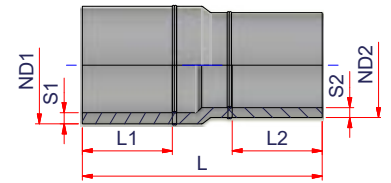
Notes: For butt fusion or electrofusion welding

Type A: Injected

Type B: Fabricated fitting + Elongated (made to order)



(B)



SDR17

Code	Type	Size	Carton Qty	Weight lb/p.	Volume ft ³ /p.	ND1	ND2	S1	S2	L1	L2	L
27NR35531517MMB	B	14" x 12"	1	27.142	0.4138	14" = > 355 mm	12" = > 315 mm	0.83	0.74	12.59	9.84	25.58
27NR40025017MMB	B	16" x 10"	1	29.385	0.4628	16" = > 400 mm	10" = > 250 mm	0.93	0.58	12.59	9.65	25.39
27NR40031517MMB	B	16" x 12"	1	32.602	0.4662	16" = > 400 mm	12" = > 315 mm	0.93	0.74	12.59	9.84	25.58
27NR40035517MMB	B	16" x 14"	1	37.443	0.5164	16" = > 400 mm	14" = > 355 mm	0.93	0.83	12.59	12.59	28.33
27NR45031517MMB	B	18" x 12"	1	42.199	0.5522	18" = > 450 mm	12" = > 315 mm	1.05	0.74	13.15	9.84	26.93
27NR45035517MMB	B	18" x 14"	1	47.007	0.6086	18" = > 450 mm	14" = > 355 mm	1.05	0.83	13.15	12.59	29.68
27NR45040017MMB	B	18" x 16"	1	49.959	0.6086	18" = > 450 mm	16" = > 400 mm	1.05	0.93	13.15	12.59	29.68
27NR50035517MMB	B	20" x 14"	1	58.938	0.7086	20" = > 500 mm	14" = > 355 mm	1.17	0.83	14.57	12.59	31.1
27NR50040017MMB	B	20" x 16"	1	61.798	0.7086	20" = > 500 mm	16" = > 400 mm	1.17	0.93	14.57	12.59	31.1
27NR50045017MMB	B	20" x 18"	1	66.59	0.7213	20" = > 500 mm	18" = > 450 mm	1.17	1.05	14.57	13.15	31.66
27NR56040017MMB	B	22" x 16"	1	78.156	0.8237	22" = > 560 mm	16" = > 400 mm	1.31	0.93	15.75	12.59	32.28
27NR56045017MMB	B	22" x 18"	1	82.608	0.838	22" = > 560 mm	18" = > 450 mm	1.31	1.05	15.75	13.15	32.84
27NR56050017MMB	B	22" x 20"	1	90.019	0.8742	22" = > 560 mm	20" = > 500 mm	1.31	1.17	15.75	14.57	34.26
27NR63045017MMB	B	24" x 18"	1	112.616	0.9898	24" = > 630 mm	18" = > 450 mm	1.47	1.31	16.61	13.15	34.48
27NR63050017MMB	B	24" x 20"	1	113.281	1.0306	24" = > 630 mm	20" = > 500 mm	1.47	1.17	16.61	14.57	35.9
27NR63056017MMB	B	24" x 22"	1	122.791	1.0645	24" = > 630 mm	22" = > 560 mm	1.47	1.31	16.61	15.75	37.08



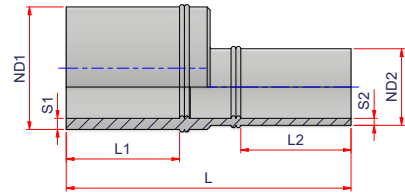
ECCENTRIC REDUCER LONG SPIGOT

Material: PP-RCT

Range: 3" x 2½" ÷ 20" x 16"

Notes: For butt fusion or electrofusion welding

Fabricated fitting + Elongated (made to order)



SDR17

Code	Size	Carton Qty	Weight lb/p.	Volume ft³/p.	ND1	ND2	S1	S2	L1	L2	L
27NRE907517MMB	3" x 2½"	1	0.936	0.0944	3" => 90 mm	2½" => 75 mm	0.21	0.18	5.75	4.92	12.99
27NRE16012517MMB	6" x 4"	1	3.957	0.3752	6" => 160 mm	4" => 125 mm	0.37	0.29	6.89	7.09	16.34
27NRE20012517MMB	8" x 4"	1	6.044	0.6003	8" => 200 mm	4" => 125 mm	0.47	0.29	7.28	7.09	16.73
27NRE20016017MMB	8" x 6"	1	6.328	0.5933	8" => 200 mm	6" => 160 mm	0.47	0.37	7.28	6.89	16.54
27NRE25012517MMB	10" x 4"	1	10.453	1.0705	10" => 250 mm	4" => 125 mm	0.58	0.29	9.65	7.09	19.09
27NRE25016017MMB	10" x 6"	1	10.737	1.0594	10" => 250 mm	6" => 160 mm	0.58	0.37	9.65	6.89	18.9
27NRE25020017MMB	10" x 8"	1	11.33	1.0815	10" => 250 mm	8" => 200 mm	0.58	0.47	9.65	7.28	19.29
27NRE31512517MMB	12" x 4"	1	16.495	1.717	12" => 315 mm	4" => 125 mm	0.74	0.29	9.84	7.09	19.29
27NRE31516017MMB	12" x 6"	1	16.194	1.6995	12" => 315 mm	6" => 160 mm	0.74	0.37	9.84	6.89	19.09
27NRE31525017MMB	12" x 10"	1	19.435	1.9448	12" => 315 mm	10" => 250 mm	0.74	0.58	9.84	9.65	21.85
27NRE35512517MMB	14" x 4"	1	24.319	2.9819	14" => 355 mm	4" => 125 mm	0.83	0.29	12.6	9.84	26.38
27NRE35520017MMB	14" x 8"	1	27.547	2.9151	14" => 355 mm	8" => 200 mm	0.83	0.47	12.6	7.28	25.79
27NRE35525017MMB	14" x 10"	1	26.875	2.7816	14" => 355 mm	10" => 250 mm	0.83	0.58	12.6	9.65	24.61
27NRE35531517MMB	14" x 12"	1	29.104	2.8038	14" => 355 mm	12" => 315 mm	0.83	0.74	12.6	9.84	24.8
27NRE40025017MMB	16" x 10"	1	33.134	3.5315	16" => 400 mm	10" => 250 mm	0.93	0.58	12.6	9.65	24.61
27NRE40031517MMB	16" x 12"	1	35.363	3.5597	16" => 400 mm	12" => 315 mm	0.93	0.74	12.6	9.84	24.8
27NRE40035517MMB	16" x 14"	1	45.528	4.6333	16" => 400 mm	14" => 355 mm	0.93	0.58	12.6	12.6	32.28
27NRE45020017MMB	18" x 8"	1	42.123	4.1477	18" => 450 mm	8" => 200 mm	1.05	0.47	13.19	7.28	22.83
27NRE50040017MMB	20" x 16"	1	68.925	7.3278	20" => 500 mm	16" => 400 mm	1.17	0.93	12.6	12.6	32.68

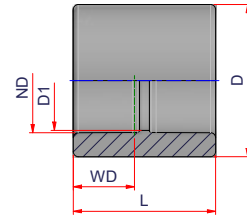


COUPLING - SOCKET FUSION

Material: PP-RCT

Range: 1/2" ÷ 4"

Notes: FM 1635 Approved

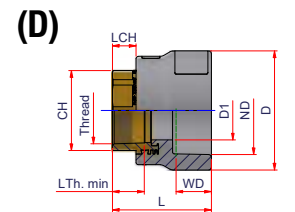
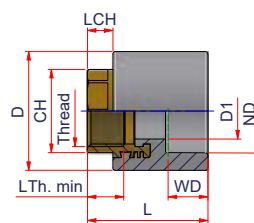
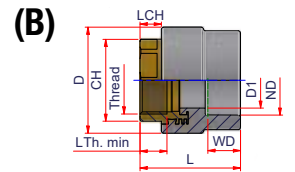
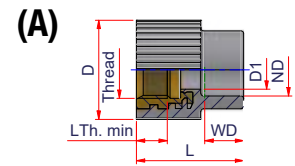



Code	Size	Carton Qty	Weight lb/p.	Volume ft ³ /p.	ND	D1	D	WD	L
27NMAN20	1/2"	300	0.030	0.0010	1/2" = > 20 mm	0.71	1.14	9/16	1.38
27NMAN25	3/4"	150	0.044	0.0017	3/4" = > 25 mm	0.79	1.38	5/8	1.54
27NMAN32	1"	50	0.087	0.0032	1" = > 32 mm	1.18	1.81	11/16	1.69
27NMAN40	1 1/4"	50	0.137	0.0053	1 1/4" = > 40 mm	1.46	2.21	13/16	1.89
27NMAN50	1 1/2"	20	0.242	0.0094	1 1/2" = > 50 mm	1.85	2.76	15/16	2.13
27NMAN63	2"	50	0.378	0.017	2" = > 63 mm	2.36	3.47	1 1/16	2.44
27NMAN75	2 1/2"	12	0.825	0.0257	2 1/2" = > 75 mm	2.76	3.98	1 3/16	2.8
27NMAN90	3"	8	0.963	0.0357	3" = > 90 mm	3.45	4.51	1 5/16	3.03
27NMAN110	3 1/2"	4	1.815	0.0841	3 1/2" = > 110 mm	4.17	6.09	1 7/16	3.92
27NMAN125	4"	4	1.980	0.0822	4" = > 125 mm	4.57	6.3	1 9/16	3.58



FEMALE THREADED ADAPTER W/NPT LEAD FREE BRASS SOCKET FUSION

Material: PP-RCT - Brass
Range: 1/2" x 1/2" NPT ÷ 4" x 4" NPT
Notes: FM 1635 Approved



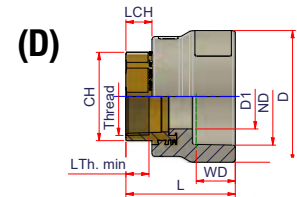
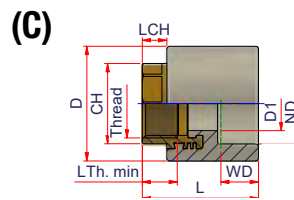
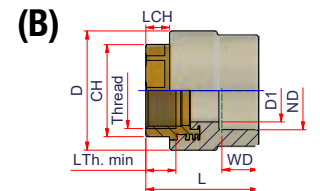
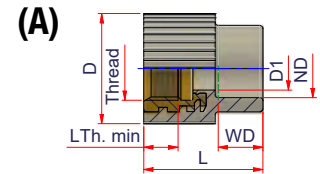

Code	Type	Size	Carton Qty	Weight lb/p.	Volume ft³/p.	ND	Thread	L Thread min	D1	D	WD	L	CH	LCH
27NRFF2012NPT	A	1/2" x 1/2" NPT	70	0.138	0.0019	1/2" => 20 mm	1/2" NPT	0.53	0.56	1.46	9/16	1.58	-	-
27NRFFC2012NPT	B	1/2" x 1/2" NPT	1	0.217	0.0025	1/2" => 20 mm	1/2" NPT	0.53	0.6	1.46	9/16	2.01	1.00	0.43
27NRFF2034NPT	A	1/2" x 3/4" NPT	60	0.226	0.003	1/2" => 20 mm	3/4" NPT	0.57	0.71	1.69	9/16	1.81	-	-
27NRFF2512NPT	A	3/4" x 1/2" NPT	70	0.14	0.002	3/4" => 25 mm	1/2" NPT	0.53	0.56	1.46	5/8	1.61	-	-
27NRFFC2512NPT	B	3/4" x 1/2" NPT	1	0.227	0.0025	3/4" => 25 mm	1/2" NPT	0.53	0.6	1.46	5/8	2.04	0.98	0.43
27NRFF2534NPT	A	3/4" x 3/4" NPT	60	0.215	0.0029	3/4" => 25 mm	3/4" NPT	0.57	0.71	1.65	5/8	1.81	-	-
27NRFFC2534NPT	B	3/4" x 3/4" NPT	1	0.282	0.0036	3/4" => 25 mm	3/4" NPT	0.57	0.77	1.65	5/8	2.28	1.26	0.47
27NRFF3234NPT	A	1" x 3/4" NPT	40	0.26	0.0038	1" => 32 mm	3/4" NPT	0.57	0.71	1.79	11/16	2.03	-	-
27NRFF321NPT	A	1" x 1" NPT	40	0.386	0.0054	1" => 32 mm	1" NPT	0.66	0.95	2.13	11/16	2.05	-	-
27NRFFC321NPT	B	1" x 1" NPT	1	0.502	0.0066	1" => 32 mm	1" NPT	0.66	0.98	2.12	11/16	2.55	1.5	0.51
27NRFF401NPT	C	1 1/4" x 1" NPT	32	0.514	0.0074	1 1/4" => 40 mm	1" NPT	0.66	0.95	2.2	13/16	2.64	1.5	0.59
27NRFF40114NPT	B	1 1/4" x 1 1/4" NPT	25	0.635	0.0103	1 1/4" => 40 mm	1 1/4" NPT	0.68	1.3	2.56	13/16	2.72	1.81	0.59
27NRFF50114NPT	D	1 1/2" x 1 1/4" NPT	25	0.696	0.0116	1 1/2" => 50 mm	1 1/4" NPT	0.68	1.3	2.68	15/16	2.8	1.93	0.59
27NRFF50112NPT	B	1 1/2" x 1 1/2" NPT	18	0.936	0.0143	1 1/2" => 50 mm	1 1/2" NPT	0.68	1.56	2.95	15/16	2.84	2.17	0.59
27NRFF63112NPT	D	2" x 1 1/2" NPT	15	1.073	0.0196	2" => 63 mm	1 1/2" NPT	0.68	1.57	3.39	1 1/16	2.95	2.28	0.59
27NRFF632NPT	B	2" x 2" NPT	12	1.249	0.0239	2" => 63 mm	2" NPT	0.70	1.97	3.62	1 1/16	3.15	2.56	0.79
27NRFF752NPT	D	2 1/2" x 2" NPT	8	1.488	0.0303	2 1/2" => 75 mm	2" NPT	0.70	1.97	3.98	1 3/16	3.31	2.68	0.79
27NRFF75212NPT	B	2 1/2" x 2 1/2" NPT	6	1.726	0.038	2 1/2" => 75 mm	2 1/2" NPT	0.93	2.5	4.33	1 3/16	3.5	3.15	0.79
27NRFF903NPT	B	3" x 3" NPT	6	3.049	0.0582	3" => 90 mm	3" NPT	1.02	2.95	5.08	1 5/16	3.9	3.74	0.91
27NRFF1104NPT	B	3 1/2" x 4" NPT	1	4.519	0.1004	3 1/2" => 110 mm	4" NPT	1.09	3.92	6.3	1 7/16	4.37	4.72	1.18
27NRFF1254NPT	C	4" x 4" NPT	2	4.767	0.1045	4" => 125 mm	4" NPT	1.09	3.92	6.3	1 9/16	4.55	4.72	1.18

These parts are available with elongated ends for use with electrofusion or butt fusion upon request



FEMALE THREADED ADAPTER W/NPT STANDARD BRASS SOCKET FUSION

Material: PP-RCT - Brass
Range: 1/2"x 1/2"NPT ÷ 4"x 4"NPT



Code	Type	Size	Carton Qty	Weight lb/p.	Volume ft ³ /p.	ND	Thread	L Thread min	D1	D	WD	L	CH	LCH
27NRFF2012NPTL	A	1/2"x 1/2"NPT	90	0.14	0.0019	1/2" = > 20 mm	1/2"NPT	0.53	0.56	1.46	9/16	1.58	-	-
27NRFF2034NPTL	A	1/2"x 3/4"NPT	60	0.225	0.0030	1/2" = > 20 mm	3/4"NPT	0.57	0.71	1.69	9/16	1.81	-	-
27NRFF2512NPTL	A	3/4"x 1/2"NPT	70	0.141	0.0020	3/4" = > 25 mm	1/2"NPT	0.53	0.56	1.46	5/8	1.61	-	-
27NRFF2534NPTL	A	3/4"x 3/4"NPT	60	0.214	0.0029	3/4" = > 25 mm	3/4"NPT	0.57	0.71	1.65	5/8	1.81	-	-
27NPGHF2534NHL*	A	3/4"x 3/4"GHT	60	0.214	0.0029	3/4" = > 25 mm	3/4"GHT	0.57	0.73	1.65	5/8	1.81	-	-
27NRFF3234NPTL	A	1"x 3/4"NPT	50	0.264	0.0038	1" = > 32 mm	3/4"NPT	0.57	0.71	1.79	11/16	2.03	-	-
27NRFF321NPTL	A	1"x 1"NPT	40	0.385	0.0054	1" = > 32 mm	1"NPT	0.66	0.95	2.13	11/16	2.05	-	-
27NRFF401NPTL	C	1 1/4"x 1"NPT	150	0.514	0.0074	1 1/4" = > 40 mm	1"NPT	0.66	0.95	2.2	13/16	2.64	1.5	0.59
27NRFF40114NPTL	B	1 1/4"x 1 1/4"NPT	20	0.634	0.0103	1 1/4" = > 40 mm	1 1/4"NPT	0.68	1.30	2.56	13/16	2.72	1.81	0.59
27NRFF50114NPTL	D	1 1/2"x 1 1/4"NPT	18	0.696	0.0116	1 1/2" = > 50 mm	1 1/4"NPT	0.68	1.30	2.68	15/16	2.8	1.93	0.59
27NRFF50112NPTL	B	1 1/2"x 1 1/2"NPT	18	0.929	0.0143	1 1/2" = > 50 mm	1 1/2"NPT	0.68	1.56	2.95	15/16	2.84	2.17	0.59
27NRFF63112NPTL	D	2"x 1 1/2"NPT	15	1.072	0.0196	2" = > 63 mm	1 1/2"NPT	0.68	1.57	3.39	1 1/16	2.95	2.28	0.59
27NRFF632NPTL	B	2"x 2"NPT	12	1.296	0.0239	2" = > 63 mm	2"NPT	0.70	1.97	3.62	1 1/16	3.15	2.56	0.79
27NRFF752NPTL	D	2 1/2"x 2"NPT	8	1.450	0.0303	2 1/2" = > 75 mm	2"NPT	0.70	1.97	3.98	13/16	3.31	2.68	0.79
27NRFF75212NPTL	B	2 1/2"x 2 1/2"NPT	6	1.726	0.038	2 1/2" = > 75 mm	2 1/2"NPT	0.93	2.5	4.33	13/16	3.5	3.15	0.79
27NRFF903NPTL	B	3"x 3"NPT	6	3.049	0.0582	3" = > 90 mm	3"NPT	1.02	2.95	5.08	15/16	3.9	3.74	0.91
27NRFF1104NPTL	B	3 1/2"x 4"NPT	2	4.519	0.1004	3 1/2" = > 110 mm	4"NPT	1.09	3.92	6.3	17/16	4.37	4.72	1.18
27NRFF1254NPTL	C	4"x 4"NPT	2	4.767	0.1045	4" = > 125 mm	4"NPT	1.09	3.92	6.3	19/16	4.55	4.72	1.18

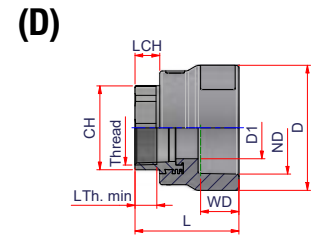
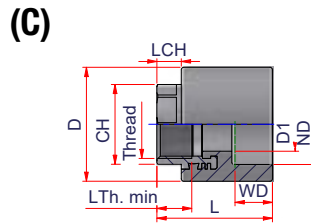
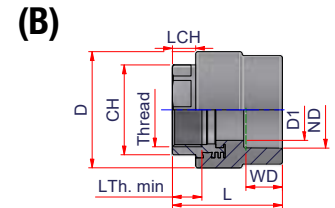
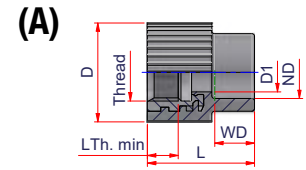

* Part 27NPGHF2534NHL is a female garden hose adapter.

These parts are available with elongated ends for use with electrofusion or butt fusion upon request



FEMALE THREADED ADAPTER W/NPT STAINLESS STEEL SOCKET FUSION

Material: PP-RCT- Stainless Steel
Range: ½"x ½"NPT ÷ 4"x 4"NPT



Code	Type	Size	Carton Qty	Weight lb/p.	Volume ft ³ /p.	ND	Thread	L Thread min	D1	D	WD	L	CH	LCH
27NRFF2012SSNPT	A	½"x ½"NPT	70	0.138	0.0019	½" = > 20 mm	½"NPT	0.53	0.56	1.46	9/16	1.58	-	-
27NRFF2034SSNPT	A	½"x ¾"NPT	60	0.157	0.003	½" = > 20 mm	¾"NPT	0.57	0.71	1.69	9/16	1.81	-	-
27NRFF2512SSNPT	A	¾"x ½"NPT	70	0.141	0.002	¾" = > 25 mm	½"NPT	0.53	0.56	1.46	5/8	1.61	-	-
27NRFF2534SSNPT	A	¾"x ¾"NPT	60	0.214	0.0029	¾" = > 25 mm	¾"NPT	0.57	0.71	1.65	5/8	1.81	-	-
27NRFF3234SSNPT	A	1"x ¾"NPT	40	0.259	0.0038	1" = > 32 mm	¾"NPT	0.57	0.71	1.79	11/16	2.03	-	-
27NRFF321SSNPT	A	1"x 1"NPT	30	0.382	0.0054	1" = > 32 mm	1"NPT	0.66	0.95	2.13	11/16	2.05	-	-
27NRFF401SSNPT	C	1¼"x 1"NPT	32	0.479	0.0074	1¼" = > 40 mm	1"NPT	0.66	0.95	2.20	13/16	2.64	1.5	0.59
27NRFF40114SSNPT	B	1¼"x 1¼"NPT	20	0.635	0.0103	1¼" = > 40 mm	1¼"NPT	0.68	1.3	2.56	13/16	2.72	1.81	0.59
27NRFF50114SSNPT	D	1½"x 1¼"NPT	25	0.696	0.0116	1½" = > 50 mm	1¼"NPT	0.68	1.3	2.68	15/16	2.8	1.93	0.59
27NRFF50112SSNPT	B	1½"x 1½"NPT	18	0.898	0.0143	1½" = > 50 mm	1½"NPT	0.68	1.56	2.95	15/16	2.84	2.17	0.59
27NRFF63112SSNPT	D	2"x 1½"NPT	15	1.024	0.0196	2" = > 63 mm	1½"NPT	0.68	1.57	3.39	11/16	2.95	2.28	0.59
27NRFF632SSNPT	B	2"x 2"NPT	12	1.249	0.0239	2" = > 63 mm	2"NPT	0.70	1.97	3.62	11/16	3.15	2.56	0.79
27NRFF752SSNPT	D	2½"x 2"NPT	8	1.488	0.0303	2½" = > 75 mm	2"NPT	0.70	1.97	3.98	13/16	3.31	2.68	0.79
27NRFF75212SSNPT	B	2½"x 2½"NPT	6	1.727	0.038	2½" = > 75 mm	2½"NPT	0.93	2.5	4.33	13/16	3.5	3.15	0.79
27NRFF903SSNPT	B	3"x 3"NPT	6	3.049	0.0582	3" = > 90 mm	3"NPT	1.02	2.95	5.08	15/16	3.9	3.74	0.91
27NRFF1104SSNPT	B	3½"x 4"NPT	2	4.510	0.1004	3½" = > 110 mm	4"NPT	1.09	3.92	6.30	17/16	4.37	4.72	1.18
27NRFF1254SSNPT	C	4"x 4"NPT	2	4.758	0.1045	4" = > 125 mm	4"NPT	1.09	3.92	6.30	19/16	4.55	4.72	1.18

These parts are available with elongated ends for use with electrofusion or butt fusion upon request

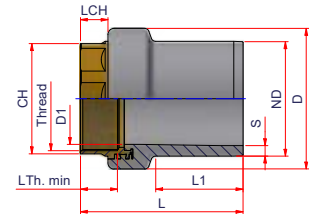


FEMALE THREADED ADAPTER W/NPT LEAD FREE BRASS LONG SPIGOT

Material: PP-RCT - Brass

Range: ½" x ½" NPT ÷ 4" x 4" NPT

Note: For butt fusion or electrofusion welding

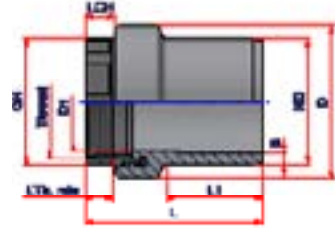


Code	SDR	Size	Carton Qty	Weight lb/p.	Volume ft ³ /p.	ND	S	Thread	L Thread min	D1	D	L1	L	CH	LCH
27NRFF732012NPT	7.4	½" x ½" NPT	1	0.229	0.0041	½" = > 20 mm	0.12	½" NPT	0.67	0.51	1.46	1.73	3.31	0.98	0.43
27NRFF732534NPT	7.4	¾" x ¾" NPT	1	0.280	0.0051	¾" = > 25 mm	0.12	¾" NPT	0.71	0.71	1.61	1.73	3.39	1.18	0.47
27NRFF93234NPT	9	1" x ¾" NPT	1	0.318	0.0077	1" = > 32 mm	0.12	¾" NPT	0.71	1.02	1.97	1.89	3.45	1.18	0.47
27NRFF9321NPT	9	1" x 1" NPT	1	0.463	0.008	1" = > 32 mm	0.12	1" NPT	0.83	0.94	1.97	1.89	3.58	1.50	0.51
27NRFF11401NPT	11	1¼" x 1" NPT	1	0.458	0.0084	1¼" = > 40 mm	0.15	1" NPT	0.83	0.94	1.97	2.09	3.74	1.50	0.51
27NRFF1140114NPT	11	1¼" x 1¼" NPT	1	0.617	0.0145	1¼" = > 40 mm	0.15	1¼" NPT	0.68	1.27	2.52	2.09	3.94	1.93	0.55
27NRFF1150112NPT	11	1½" x 1½" NPT	1	0.857	0.0187	1½" = > 50 mm	0.18	1½" NPT	0.75	1.50	2.76	2.40	4.25	2.17	0.59
27NRFF11502NPT	11	1½" x 2" NPT	1	1.191	0.0287	1½" = > 50 mm	0.18	2" NPT	0.70	1.61	3.31	2.40	4.53	2.56	0.79
27NRFF1163112NPT	11	2" x 1½" NPT	1	0.922	0.0209	2" = > 63 mm	0.23	1½" NPT	0.68	2.02	2.79	2.72	4.64	2.16	0.59
27NRFF11632NPT	11	2" x 2" NPT	1	1.527	0.0304	2" = > 63 mm	0.23	2" NPT	0.93	1.93	3.31	2.72	4.80	2.56	0.79
27NRFF1175212NPT	11	2½" x 2½" NPT	1	1.751	0.0557	2½" = > 75 mm	0.27	2½" NPT	1.19	2.36	4.21	2.99	5.43	3.15	0.98
27NRFF11903NPT	11	3" x 3" NPT	1	2.952	0.0766	3" = > 90 mm	0.32	3" NPT	1.31	2.80	4.69	3.43	6.02	3.74	0.94
27NRFF111104NPT	11	3½" x 4" NPT	1	4.579	0.1114	3½" = > 110 mm	0.39	4" NPT	1.55	3.54	6.02	3.35	5.31	4.72	1.18
27NRFF111254NPT	11	4" x 4" NPT	1	4.997	0.1462	4" = > 125 mm	0.45	4" NPT	1.55	3.90	6.02	3.74	6.97	4.72	1.18



FEMALE THREADED ADAPTER W/NPT STAINLESS STEEL LONG SPIGOT

Material: PP-RCT - Stainless Steel
Range: ½" x ½" NPT ÷ 4" x 4" NPT
Note: For butt fusion or electrofusion welding

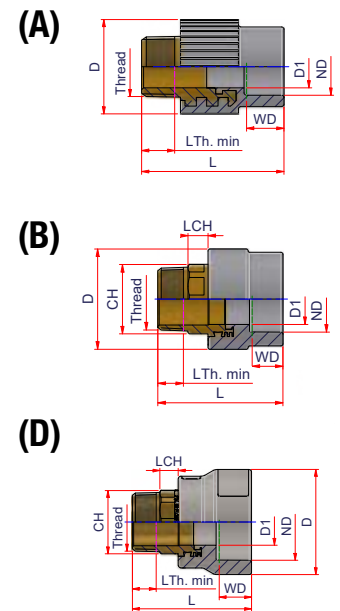



Code	SDR	Size	Carton Qty	Weight lb/p.	Volume ft ³ /p.	ND	S	Thread	L Thread min	D1	D	L1	L	CH	LCH
27NRFF732012SSNPT	7.4	½" x ½" NPT	1	0.229	0.0039	½" = > 20 mm	0.12	1/2" NPT	0.53	0.51	1.42	1.73	3.31	0.98	0.43
27NRFF732534SSNPT	7.4	¾" x ¾" NPT	1	0.28	0.0051	¾" = > 25 mm	0.12	3/4" NPT	0.55	0.71	1.61	1.77	3.39	1.18	0.47
27NRFF93234SSNPT	9	1" x ¾" NPT	1	0.318	0.0077	1" = > 32 mm	0.12	3/4" NPT	0.55	1.02	1.97	1.89	3.45	1.18	0.47
27NRFF9321SSNPT	9	1" x 1" NPT	1	0.463	0.008	1" = > 32 mm	0.12	1" NPT	0.66	0.94	1.97	1.89	3.58	1.5	0.51
27NRFF11401SSNPT	11	1¼" x 1" NPT	1	0.458	0.0084	1¼" = > 40 mm	0.15	1" NPT	0.66	0.94	1.97	2.09	3.74	1.5	0.51
27NRFF1140114SSNPT	11	1¼" x 1¼" NPT	1	0.617	0.0145	1¼" = > 40 mm	0.15	1 1/4" NPT	0.68	1.27	2.52	2.09	3.94	1.81	0.55
27NRFF1150112SSNPT	11	1½" x 1½" NPT	1	0.857	0.019	1½" = > 50 mm	0.18	1 1/2" NPT	0.68	1.5	2.75	2.4	4.33	2.16	0.59
27NRFF11502SSNPT	11	1½" x 2" NPT	1	1.191	0.0287	1½" = > 50 mm	0.18	2" NPT	0.7	1.91	3.31	2.44	4.53	2.56	0.79
27NRFF1163112SSNPT	11	2" x 1½" NPT	1	0.922	0.0209	2" = > 63 mm	0.23	1 1/2" NPT	0.68	1.5	2.79	2.72	4.64	2.16	0.59
27NRFF11632SSNPT	11	2" x 2" NPT	1	1.527	0.0304	2" = > 63 mm	0.228	2" NPT	0.7	1.93	3.31	2.72	4.8	2.56	0.79
27NRFF1175212SSNPT	11	2½" x 2½" NPT	1	1.751	0.0557	2½" = > 75 mm	0.27	2 1/2" NPT	0.93	2.36	4.21	2.99	5.43	3.15	0.98
27NRFF11903SSNPT	11	3" x 3" NPT	1	2.952	0.0766	3" = > 90 mm	0.323	3" NPT	1.02	2.8	4.69	3.43	6.02	3.74	0.94
27NRFF111104SSNPT	11	3½" x 4" NPT	1	4.579	0.1363	3½" = > 110 mm	0.394	4" NPT	1.09	3.54	6.02	3.35	6.5	4.72	1.18
27NRFF111254SSNPT	11	4" x 4" NPT	1	4.997	0.1462	4" = > 125 mm	0.45	4" NPT	1.09	3.9	6.02	3.74	6.97	4.72	1.18



MALE THREADED ADAPTER W/NPT LEAD FREE BRASS SOCKET FUSION

Material: PP-RCT - Brass
Range: ½" x ½" NPT ÷ 4" x 4" NPT
Notes: FM 1635 Approved



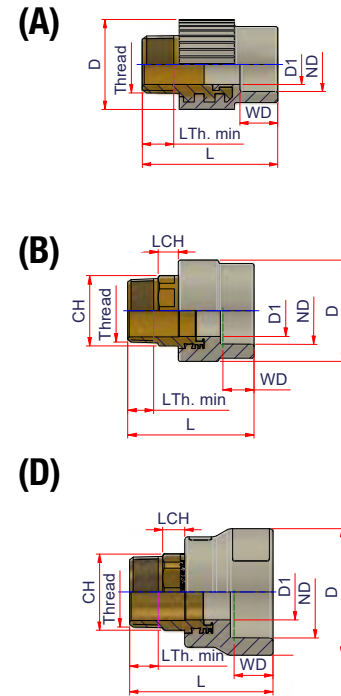

Code	Type	Size	Carton Qty	Weight lb/p.	Volume ft ³ /p.	ND	Thread	L Thread min	D1	D	WD	L	CH	LCH
27NRFM2012NPT	A	½" x ½" NPT	70	0.22	0.0027	½" => 20 mm	½" NPT	0.53	0.56	1.46	9/16	2.17	-	-
27NRFMC2012NPT	B	½" x ½" NPT	1	0.257	0.0032	½" => 20 mm	½" NPT	0.53	0.56	1.46	9/16	2.6	0.87	0.43
27NRFM2034NPT	A	½" x ¾" NPT	50	0.257	0.0041	½" => 20 mm	¾" NPT	0.55	0.71	1.69	9/16	2.48	-	-
27NRFM2512NPT	A	¾" x ½" NPT	70	0.215	0.0027	¾" => 25 mm	½" NPT	0.53	0.56	1.46	5/8	2.21	-	-
27NRFMC2512NPT	B	¾" x ½" NPT	1	0.264	0.0033	¾" => 25 mm	½" NPT	0.53	0.56	1.46	5/8	2.64	0.87	0.43
27NRFM2534NPT	A	¾" x ¾" NPT	60	0.315	0.0038	¾" => 25 mm	¾" NPT	0.55	0.71	1.65	5/8	2.44	-	-
27NRFMC2534NPT	B	¾" x ¾" NPT	1	0.363	0.0046	¾" => 25 mm	¾" NPT	0.55	0.73	1.65	5/8	2.95	1.14	0.47
27NRFM3234NPT	A	1" x ¾" NPT	26	0.347	0.005	1" => 32 mm	¾" NPT	0.55	0.71	1.79	11/16	2.7	-	-
27NRFM321NPT	A	1" x 1" NPT	26	0.602	0.0074	1" => 32 mm	1" NPT	0.68	0.95	2.13	11/16	2.8	-	-
27NRFMC321NPT	B	1" x 1" NPT	1	0.625	0.0087	1" => 32 mm	1" NPT	0.68	0.95	2.13	11/16	3.31	1.34	0.51
27NRFM401NPT	C	1¼" x 1" NPT	20	0.635	0.0096	1¼" => 40 mm	1" NPT	0.68	0.95	2.21	13/16	3.39	1.34	0.51
27NRFM40114NPT	B	1¼" x 1¼" NPT	15	0.832	0.0136	1¼" => 40 mm	1¼" NPT	0.75	1.3	2.56	13/16	3.58	1.65	0.59
27NRFM50114NPT	D	1½" x 1¼" NPT	15	0.897	0.0152	1½" => 50 mm	1¼" NPT	0.75	1.3	2.68	15/16	3.66	1.77	0.59
27NRFM50112NPT	B	1½" x 1½" NPT	10	1.121	0.0185	1½" => 50 mm	1½" NPT	0.77	1.5	2.95	15/16	3.68	1.97	0.59
27NRFM63112NPT	D	2" x 1½" NPT	10	1.3	0.0255	2" => 63 mm	1½" NPT	0.77	1.5	3.39	11/16	3.84	2.05	0.59
27NRFM632NPT	B	2" x 2" NPT	10	1.719	0.0313	2" => 63 mm	2" NPT	0.94	1.95	3.62	11/16	4.13	2.36	0.71
27NRFM752NPT	D	2½" x 2" NPT	6	1.894	0.0393	2½" => 75 mm	2" NPT	0.94	1.95	3.98	13/16	4.29	2.52	0.71
27NRFM75212NPT	B	2½" x 2½" NPT	4	2.811	0.0489	2½" => 75 mm	2½" NPT	1.14	2.4	4.33	13/16	4.51	2.99	0.79
27NRFM903NPT	B	3" x 3" NPT	2	4.078	0.0759	3" => 90 mm	3" NPT	1.22	2.95	5.08	15/16	5.08	3.54	0.91
27NRFM1104NPT	B	3½" x 4" NPT	1	6.669	0.1339	3½" => 110 mm	4" NPT	1.34	3.92	6.3	17/16	5.83	4.53	1.18
27NRFM1254NPT	C	4" x 4" NPT	2	6.724	0.1378	4" => 125 mm	4" NPT	1.34	3.92	6.3	19/16	6	4.53	1.18

These parts are available with elongated ends for use with electrofusion or butt fusion upon request



MALE THREADED ADAPTER W/NPT STANDARD BRASS SOCKET FUSION

Material: PP-RCT - Brass
Range: ½" x ½" NPT ÷ 4" x 4" NPT



Code	Type	Size	Carton Qty	Weight lb/p.	Volume ft ³ /p.	ND	Thread	L Thread min	D1	D	WD	L	CH	LCH
27NRFM2012NPTL	A	½" x ½" NPT	70	0.220	0.0027	½" = > 20 mm	½" NPT	0.53	0.56	1.46	9/16	2.17	-	-
27NRFM2034NPTL	A	½" x ¾" NPT	50	0.257	0.0041	½" = > 20 mm	¾" NPT	0.55	0.71	1.69	9/16	2.48	-	-
27NRFM2512NPTL	A	¾" x ½" NPT	80	0.215	0.0027	¾" = > 25 mm	½" NPT	0.53	0.56	1.46	5/8	2.21	-	-
27NRFM2534NPTL	A	¾" x ¾" NPT	60	0.315	0.0038	¾" = > 25 mm	¾" NPT	0.55	0.71	1.65	5/8	2.44	-	-
27NPGHM2534NHL*	A	¾" x ¾" GHT	60	0.300	0.0037	¾" = > 25 mm	3/4" NH	0.56	0.73	1.65	5/8	2.37	-	-
27NRFM3234NPTL	A	1" x ¾" NPT	50	0.350	0.0050	1" = > 32 mm	¾" NPT	0.55	0.71	1.79	11/16	2.7	-	-
27NRFM321NPTL	A	1" x 1" NPT	30	0.602	0.0074	1" = > 32 mm	1" NPT	0.68	0.95	2.13	11/16	2.8	-	-
27NRFM401NPTL	C	1¼" x 1" NPT	30	0.635	0.0096	1¼" = > 40 mm	1" NPT	0.68	0.95	2.21	13/16	3.39	1.34	0.51
27NRFM40114NPTL	B	1¼" x 1¼" NPT	15	0.832	0.0136	1¼" = > 40 mm	1¼" NPT	0.71	1.30	2.56	13/16	3.58	1.65	0.59
27NRFM50114NPTL	D	1½" x 1¼" NPT	15	0.897	0.0152	1½" = > 50 mm	1¼" NPT	0.75	1.30	2.68	15/16	3.66	1.77	0.59
27NRFM50112NPTL	B	1½" x 1½" NPT	10	1.121	0.0185	1½" = > 50 mm	1½" NPT	0.72	1.50	2.95	15/16	3.68	1.97	0.59
27NRFM63112NPTL	D	2" x 1½" NPT	10	1.30	0.0255	2" = > 63 mm	1½" NPT	0.77	1.50	3.39	11/16	3.84	2.05	0.59
27NRFM632NPTL	B	2" x 2" NPT	6	1.719	0.0313	2" = > 63 mm	2" NPT	0.76	1.95	3.62	11/16	4.13	2.36	0.71
27NRFM752NPTL	D	2½" x 2" NPT	4	1.894	0.0393	2½" = > 75 mm	2" NPT	0.94	1.95	3.98	13/16	4.29	2.52	0.71
27NRFM75212NPTL	B	2½" x 2½" NPT	4	2.811	0.0489	2½" = > 75 mm	2½" NPT	1.14	2.40	4.33	13/16	4.51	2.99	0.79
27NRFM903NPTL	B	3" x 3" NPT	2	4.078	0.0759	3" = > 90 mm	3" NPT	1.20	2.95	5.08	15/16	5.08	3.54	0.91
27NRFM1104NPTL	B	3½" x 4" NPT	1	6.669	0.1339	3½" = > 110 mm	4" NPT	1.30	3.92	6.30	17/16	5.83	4.53	1.18
27NRFM1254NPTL	C	4" x 4" NPT	2	6.724	0.1378	4" = > 125 mm	4" NPT	1.30	3.92	6.30	19/16	6.00	4.53	1.18

* Part 27NPGHM2534NHL is a male garden hose adapter.

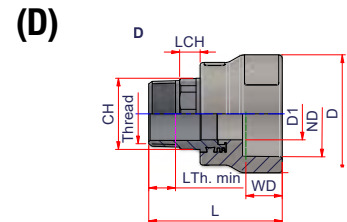
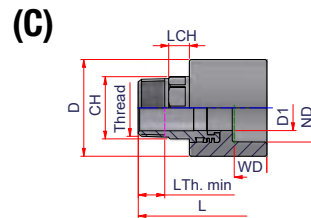
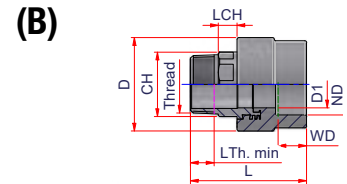
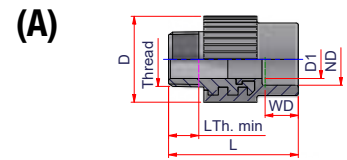
These parts are available with elongated ends for use with electrofusion or butt fusion upon request



MALE THREADED ADAPTER W/NPT STAINLESS STEEL SOCKET FUSION

Material: PP-RCT - Stainless Steel

Range: 1/2"x 1/2"NPT ÷ 4"x 4"NPT



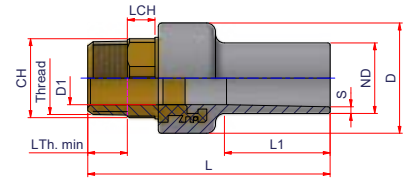
Code	Type	Size	Carton Qty	Weight lb/p.	Volume ft ³ /p.	ND	Thread	L Thread min	D1	D	WD	L	CH	LCH
27NRFM2012SSNPT	A	1/2"x 1/2"NPT	90	0.204	0.0027	1/2" = > 20 mm	1/2"NPT	0.53	0.56	1.46	9/16	2.17	-	-
27NRFM2034SSNPT	A	1/2"x 3/4"NPT	50	0.321	0.0041	1/2" = > 20 mm	3/4"NPT	0.55	0.71	1.69	9/16	2.48	-	-
27NRFM2512SSNPT	A	3/4"x 1/2"NPT	70	0.214	0.0027	3/4" = > 25 mm	1/2"NPT	0.53	0.56	1.46	5/8	2.21	-	-
27NRFM2534SSNPT	A	3/4"x 3/4"NPT	60	0.295	0.0038	3/4" = > 25 mm	3/4"NPT	0.55	0.71	1.65	5/8	2.44	-	-
27NRFM3234SSNPT	A	1"x 3/4"NPT	40	0.35	0.005	1" = > 32 mm	3/4"NPT	0.55	0.71	1.79	11/16	2.7	-	-
27NRFM321SSNPT	A	1"x 1"NPT	26	0.593	0.0074	1" = > 32 mm	1"NPT	0.68	0.95	2.13	11/16	2.8	-	-
27NRFM401SSNPT	C	1 1/4"x 1"NPT	20	0.635	0.0096	1 1/4" = > 40 mm	1"NPT	0.68	0.95	2.21	13/16	3.39	1.34	0.51
27NRFM40114SSNPT	B	1 1/4"x 1 1/4"NPT	15	0.832	0.0136	1 1/4" = > 40 mm	1 1/4"NPT	0.75	1.30	2.56	13/16	3.58	1.65	0.59
27NRFM50114SSNPT	D	1 1/2"x 1 1/4"NPT	15	0.897	0.0152	1 1/2" = > 50 mm	1 1/4"NPT	0.75	1.30	2.68	15/16	3.66	1.77	0.59
27NRFM50112SSNPT	B	1 1/2"x 1 1/2"NPT	13	1.120	0.0185	1 1/2" = > 50 mm	1 1/2"NPT	0.77	1.50	2.95	15/16	3.68	1.97	0.59
27NRFM63112SSNPT	D	2"x 1 1/2"NPT	6	1.344	0.0255	2" = > 63 mm	1 1/2"NPT	0.77	1.50	3.39	11/16	3.84	2.05	0.59
27NRFM632SSNPT	B	2"x 2"NPT	10	1.168	0.0313	2" = > 63 mm	2"NPT	0.94	1.95	3.62	11/16	4.13	2.36	0.71
27NRFM752SSNPT	D	2 1/2"x 2"NPT	6	1.894	0.0393	2 1/2" = > 75 mm	2"NPT	0.94	1.95	3.98	13/16	4.29	2.52	0.71
27NRFM75212SSNPT	B	2 1/2"x 2 1/2"NPT	4	2.811	0.0489	2 1/2" = > 75 mm	2 1/2"NPT	1.14	2.40	4.33	13/16	4.51	2.99	0.79
27NRFM903SSNPT	B	3"x 3"NPT	2	4.078	0.0759	3" = > 90 mm	3"NPT	1.22	2.95	5.08	15/16	5.08	3.54	0.91
27NRFM1104SSNPT	B	3 1/2"x 4"NPT	1	6.298	0.1339	3 1/2" = > 110 mm	4"NPT	1.34	3.92	6.30	17/16	5.83	4.53	1.18
27NRFM1254SSNPT	C	4"x 4"NPT	2	6.671	0.1378	4" = > 125 mm	4"NPT	1.34	3.92	6.30	19/16	6.00	4.53	1.18

These parts are available with elongated ends for use with electrofusion or butt fusion upon request



MALE THREADED ADAPTER W/NPT LEAD FREE BRASS LONG SPIGOT

Material: PP-RCT- Brass
Range: ½"x 1½"NPT ÷ 4"x 4"NPT
Note: For butt fusion or electrofusion welding



Code	SDR	Size	Carton Qty	Weight lb/p.	Volume ft³/p.	ND	S	Thread	L Thread min	D1	D	L1	L	CH	LCH
27NRFM732012NPT	7.4	½"x ½"NPT	1	0.270	0.0046	½" = > 20 mm	0.12	½"NPT	0.53	0.51	1.42	1.73	3.94	0.87	0.43
27NRFM732534NPT	7.4	¾"x ¾"NPT	1	0.431	0.0061	¾" = > 25 mm	0.12	¾"NPT	0.55	0.71	1.61	1.73	4.06	1.06	0.47
27NRFM93234NPT	9	1"x ¾"NPT	1	0.430	0.0061	1" = > 32 mm	0.12	¾"NPT	0.55	0.71	1.61	1.85	4.06	1.06	0.47
27NRFM9321NPT	9	1"x 1"NPT	1	0.490	0.0097	1" = > 32 mm	0.12	1"NPT	0.68	0.94	1.97	1.89	4.33	1.34	0.51
27NRFM11401NPT	11	1¼"x 1"NPT	1	0.595	0.0102	1¼" = > 40 mm	0.12	1"NPT	0.68	0.94	1.97	2.17	4.53	1.34	0.51
27NRFM1140114NPT	11	1¼"x 1¼"NPT	1	0.804	0.0174	1¼" = > 40 mm	0.12	1¼"NPT	0.75	1.22	2.48	2.09	4.88	1.65	0.59
27NRFM1150112NPT	11	1½"x 1½"NPT	1	1.065	0.0227	1½" = > 50 mm	0.15	1½"NPT	0.77	1.5	2.76	2.4	5.16	1.97	0.59
27NRFM11502NPT	11	1½"x 2"NPT	1	1.100	0.0341	1½" = > 50 mm	0.15	2"NPT	0.94	1.5	3.27	2.4	5.51	2.36	0.71
27NRFM1163112NPT	11	2"x 1½"NPT	1	1.149	0.0348	2" = > 63 mm	0.15	1½"NPT	0.77	1.93	3.27	2.72	5.63	1.97	0.59
27NRFM11632NPT	11	2"x 2"NPT	1	1.622	0.0358	2" = > 63 mm	0.15	2"NPT	0.94	1.93	3.27	2.72	5.79	2.36	0.71
27NRFM1175212NPT	11	2½"x 2½"NPT	1	2.535	0.0658	2½" = > 75 mm	0.18	2½"NPT	1.14	2.36	4.21	3.15	6.42	3.15	0.79
27NRFM11903NPT	11	3"x 3"NPT	1	3.803	0.0901	3" = > 90 mm	0.32	3"NPT	1.22	2.8	4.65	3.43	7.2	3.54	0.91
27NRFM111104NPT	11	3½"x 4"NPT	1	6.724	0.1667	3½" = > 110 mm	0.39	4"NPT	1.34	3.54	6.02	3.35	7.95	4.53	1.18
27NRFM111254NPT	11	4"x 4"NPT	1	6.693	0.1768	4" = > 125 mm	0.45	4"NPT	1.34	3.9	6.02	3.74	8.43	4.53	1.18

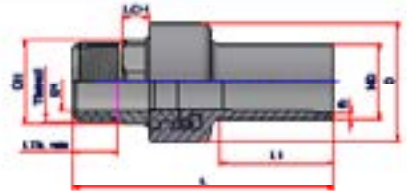


MALE THREADED ADAPTER W/NPT STAINLESS STEEL LONG SPIGOT

Material: PP-RCT- Stainless Steel

Range: ½"x 1½"NPT ÷ 4"x 4"NPT

Note: For butt fusion or electrofusion welding

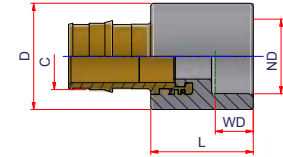
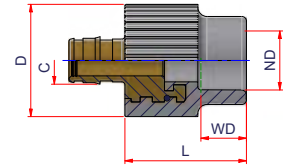


Code	SDR	Size	Carton Qty	Weight lb/p.	Volume ft ³ /p.	ND	S	Thread	L Thread min	D1	D	L1	L	CH	LCH
27NRFM732012SSNPT	7.4	½"x ½"NPT	1	0.270	0.0046	½" = > 20 mm	0.12	½"NPT	0.53	0.51	1.42	1.73	3.94	0.87	0.43
27NRFM732534SSNPT	7.4	¾"x ¾"NPT	1	0.431	0.0061	¾" = > 25 mm	0.12	¾"NPT	0.55	0.71	1.61	1.73	4.06	1.06	0.47
27NRFM93234SSNPT	9	1"x ¾"NPT	1	0.430	0.0061	1" = > 32 mm	0.12	¾"NPT	0.55	0.71	1.61	1.85	4.06	1.06	0.47
27NRFM9321SSNPT	9	1"x 1"NPT	1	0.490	0.0097	1" = > 32 mm	0.12	1"NPT	0.68	0.94	1.97	1.89	4.33	1.34	0.51
27NRFM11401SSNPT	11	1¼"x 1"NPT	1	0.595	0.0102	1¼" = > 40 mm	0.12	1"NPT	0.68	0.94	1.97	2.17	4.53	1.34	0.51
27NRFM1140114SSNPT	11	1¼"x 1¼"NPT	1	0.804	0.0174	1¼" = > 40 mm	0.12	1¼"NPT	0.75	1.22	2.48	2.09	4.88	1.65	0.59
27NRFM1150112SSNPT	11	1½"x 1½"NPT	1	1.065	0.0227	1½" = > 50 mm	0.15	1½"NPT	0.77	1.5	2.76	2.4	5.16	1.97	0.59
27NRFM11502SSNPT	11	1½"x 2"NPT	1	1.100	0.0341	1½" = > 50 mm	0.15	2"NPT	0.94	1.5	3.27	2.4	5.51	2.36	0.71
27NRFM1163112SSNPT	11	2"x 1½"NPT	1	1.149	0.0348	2" = > 63 mm	0.15	1½"NPT	0.77	1.93	3.27	2.72	5.63	1.97	0.59
27NRFM11632SSNPT	11	2"x 2"NPT	1	1.622	0.0358	2" = > 63 mm	0.15	2"NPT	0.94	1.93	3.27	2.72	5.79	2.36	0.71
27NRFM1175212SSNPT	11	2½"x 2½"NPT	1	2.535	0.0658	2½" = > 75 mm	0.18	2½"NPT	1.14	2.36	4.21	3.15	6.42	3.15	0.79
27NRFM11903SSNPT	11	3"x 3"NPT	1	3.803	0.0901	3" = > 90 mm	0.32	3"NPT	1.22	2.8	4.65	3.43	7.2	3.54	0.91
27NRFM111104SSNPT	11	3½"x 4"NPT	1	6.724	0.1667	3½" = > 110 mm	0.39	4"NPT	1.34	3.54	6.02	3.35	7.95	4.53	1.18
27NRFM111254SSNPT	11	4"x 4"NPT	1	6.693	0.1768	4" = > 125 mm	0.45	4"NPT	1.34	3.9	6.02	3.74	8.43	4.53	1.18



PEX ADAPTER (COLD EXPANSION - ASTM F 1960) SOCKET FUSION

Material: PP-RCT -Brass
Range: 1/2" x 1/2" ÷ 1 1/2" x 2"

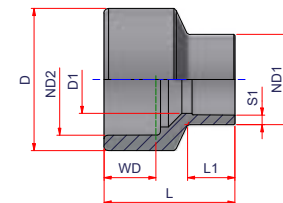


Code	Type	Size	Carton Qty	Weight lb/p.	Volume ft ³ /p.	ND	C	D	WD	L
27NPR1220	A	1/2" x 1/2"	70	0.216	0.0028	1/2" = > 20 mm	1/2"	1.46	9/16	1.57
27NPR5825	A	3/4" x 5/8"	1	0.22	0.0031	3/4" = > 25 mm	5/8"	1.46	5/8	1.61
27NPR1225	A	3/4" x 1/2"	60	0.22	0.0029	3/4" = > 25 mm	1/2"	1.46	5/8	1.61
27NPR3425	A	3/4" x 3/4"	40	0.314	0.0044	3/4" = > 25 mm	3/4"	1.65	5/8	1.81
27NPR0132	A	1" x 1"	30	0.643	0.0085	1" = > 32 mm	1"	2.13	11/16	2.05
27NPR11432	A	1" x 1 1/4"	25	0.688	0.0092	1" = > 32 mm	1 1/4"	2.13	11/16	2.05
27NPR11240	B	1 1/4" x 1 1/2"	30	0.61	0.0107	1 1/4" = > 40 mm	1 1/2"	2.2	13/16	2.13
27NPR0250	B	1 1/2" x 2"	12	1.221	0.0219	1 1/2" = > 50 mm	2"	2.95	15/16	2.21



REDUCING BUSHING SOCKET FUSION

Material: PP-RCT
Range: 1" x 1 1/4" and 1 1/4" x 1 1/2"
Note: for article 27NPR11432 and 27NPR11240

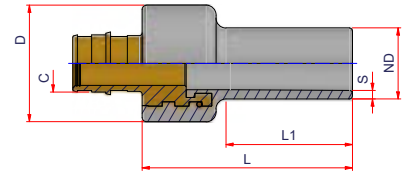


Code	Size	Carton Qty	Weight lb/p.	Volume ft ³ /p.	ND1	S1	ND2	D1	D	WD	L1	L
27NR40F32M	1" x 1 1/4"	1	0.068	0.0045	1" = > 32 mm	0.14	1 1/4" = > 40 mm	0.83	1.97	11/16	0.77	2.01
27NR50F40M	1 1/4" x 1 1/2"	1	0.121	0.0081	1 1/4" = > 40 mm	0.18	1 1/2" = > 50 mm	1.18	2.48	13/16	0.83	2.28



PEX ADAPTER (COLD EXPANSION - ASTM F 1960) LONG SPIGOT

Material: PP-RCT - Brass
Range: ½" x ½" ÷ 1½" x 2"
Note: For butt fusion or electrofusion welding

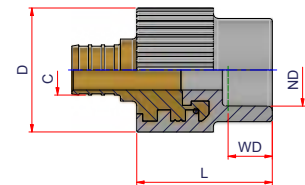


Code	Size	Carton Qty	Weight lb/p.	Volume ft ³ /p.	ND	S	C	L1	L	D
27NPR731220	½" x ½"	1	0.233	0.0042	½" => 20 mm	0.12	½"	1.75	2.91	1.42
27NPR731225	¾" x ½"	1	0.237	0.0045	¾" => 25 mm	0.14	½"	1.81	2.91	1.46
27NPR733425	¾" x ¾"	1	0.302	0.0058	¾" => 25 mm	0.14	¾"	1.75	2.91	1.61
27NPR110132	1" x 1"	1	0.481	0.0096	1" => 32 mm	0.12	1"	1.89	3.07	1.97
27NPR1111432	1" x 1¼"	1	0.529	0.0101	1" => 32 mm	0.12	1¼"	1.89	3.07	1.97
27NPR1111240	1¼" x 1½"	1	0.573	0.0112	1¼" => 40 mm	0.15	1½"	2.17	3.27	1.97
27NPR110250	1½" x 2"	1	1.180	0.026	1½" => 50 mm	0.18	2"	2.40	3.74	2.76



PEX ADAPTER (CRIMP RING - ASTM F 1807) WITH SOCKET ENDS

Material: PP-RCT - Brass
Range: ½" x ½" ÷ 1" x 1"



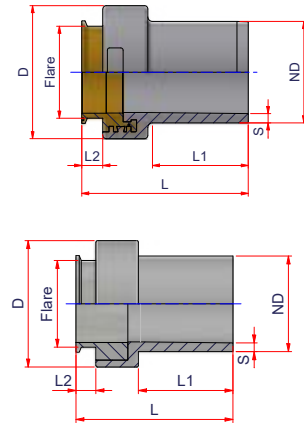
Code	Size	Carton Qty	Weight lb/p.	Volume ft ³ /p.	ND	C	D	WD	L
27NPRCR1220	½" x ½"	70	0.217	0.0030	½" => 20 mm	½"	1.46	9/16	1.57
27NPRCR1225	¾" x ½"	60	0.220	0.0030	¾" => 25 mm	½"	1.46	5/8	1.61
27NPRCR3425	¾" x ¾"	40	0.317	0.0042	¾" => 25 mm	¾"	1.65	5/8	1.81
27NPRCR0132	1" x 1"	30	0.639	0.0082	1" => 32 mm	1"	2.13	11/16	2.05

These parts are available with elongated ends for use with electrofusion or butt fusion upon request.




EZ-FIT ADAPTER LONG SPIGOT

Material: Type A PP-RCT -Brass
 Type B PP-RCT Stainless Steel
 Range: 1½" x 2" ÷ 3½" x 4"
 Note: For butt fusion or electrofusion welding



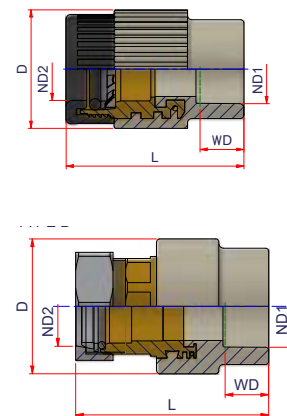
SDR11

Code	Type	Size	Carton Qty	Weight lb/p.	Volume ft³/p.	ND	D	S	Flare	L1	L2	L
27NREZ11502	A	1½" x 2"	1	1.071	0.0263	1½" => 50 mm	3.27	0.18	EZ 2"	2.4	0.51	4.25
27NREZ11632	A	2" x 2"	7	1.181	0.0283	2" => 63 mm	3.27	0.23	EZ 2"	2.72	0.51	4.57
27NREZ11903	A	3" x 3"	1	2.971	0.0730	3" => 90 mm	4.65	0.32	EZ 3"	3.35	0.74	5.83
27NREZ111104	A	3½" x 4"	1	11.095	0.2296	3½" => 110 mm	5.91	0.39	EZ 4"	5.12	1.12	11.36
27NREZ11632SS	B	2" x 2"	7	1.056	0.0283	2" => 63 mm	3.27	0.23	EZ 2"	2.72	0.51	4.57
27NREZ11903SS	B	3" x 3"	7	2.893	0.0730	3" => 90 mm	4.65	0.32	EZ 3"	3.35	0.74	5.83
27NREZ111104SS	B	3½" x 4"	1	4.220	0.2296	3 1/2" => 110 mm	5.91	0.39	EZ 4"	5.12	1.12	11.36



COPPER ADAPTER WITH SOCKET ENDS

Material: Type A: PP-RCT - PPSU - Brass
 Type B: PP-RCT - Brass - NPT Brass
 Range: ½" ÷ 1¼"

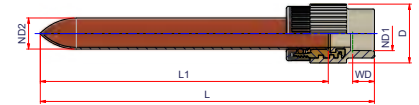


Code	Type	Size	Carton Qty	Weight lb/p.	Volume ft³/p.	ND1	ND2	D	WD	L
27NCUA12C20L	A	½" x ½" CTS	60	0.216	0.0028	½" => 20 mm	1/2" CTS	1.46	9/16	2.24
27NCUA34C25L	A	¾" x ¾" CTS	40	0.314	0.0039	¾" => 25 mm	3/4" CTS	1.65	5/8	2.48
27NCUA01C32L	A	1" x 1" CTS	25	0.536	0.0077	1" => 32 mm	1" CTS	2.13	11/16	2.95
27NCUA114C40L	B	1¼" x 1¼" CTS	1	0.874	0.0139	1¼" => 40 mm	1 1/4" CTS	2.56	13/16	3.66



COPPER STUB OUT TRANSITION FITTING WITH SOCKET ENDS

Material: PP-RCT - PPSU - Brass - Copper
Range: ½" x ½" ÷ 1" x 1"

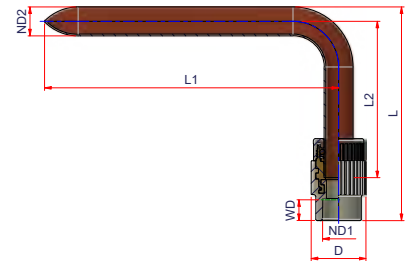


Code	Size	Carton Qty	Weight lb/p.	Volume ft ³ /p.	ND1	ND2	D	WD	L1	L
27NCUT12C20L	½" x ½" CTS	1	0.103	0.0112	½" => 20 mm	½" CTS	1.46	9/16	8	9.1
27NCUT34C25L	¾" x ¾" CTS	1	0.138	0.0147	¾" => 25 mm	¾" CTS	1.65	5/8	8	9.3
27NCUT1C32L	1" x 1" CTS	1	0.265	0.025	1" => 32 mm	1" CTS	2.13	11/16	8	9.53



COPPER STUB OUT ELBOW TRANSITION FITTING WITH SOCKET ENDS

Material: PP-RCT - PPSU - Brass - Copper
Range: ½" x ½" ÷ 1" x 1"



Code	Size	Carton Qty	Weight lb/p.	Volume ft ³ /p.	ND1	ND2	D	WD	L1	L2	L
27NCUTC12C20L	½" x ½" CTS	1	0.107	0.0275	½" => 20 mm	½" CTS	1.46	9/16	6	3.5	4.84
27NCUTC34C25L	¾" x ¾" CTS	1	0.154	0.0479	¾" => 25 mm	¾" CTS	1.65	5/8	8	4	5.68
27NCUTC1C32L	1" x 1" CTS	1	0.324	0.0699	1" => 32 mm	1" CTS	2.13	11/16	6	6	8.03

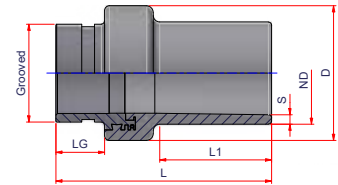
(A)



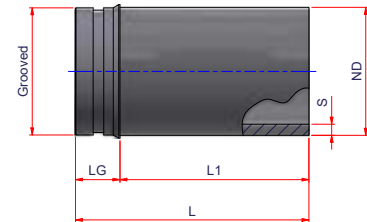
GROOVED MECHANICAL ADAPTER LONG SPIGOT

Range: 1½" x 1½" ÷ 12" x 12"

Note: For materials of the metallic sleeve in each size,
please consult Nupi Americas for available materials.
For butt fusion or electrofusion welding.



(B)



SDR11

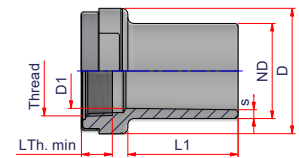
Code	Type	Size	Carton Qty	Weight lb/p.	Volume ft ³ /p.	ND	S	Victaulic	L Thread min	LV	L1	L	D
27NRV5011	A	1½" x 1½"	7	0.907	0.0216	1½" = > 50 mm	0.18	1½" IPS	1.07	1.07	2.4	4.89	2.76
27NRV6311	A	2" x 2"	8	1.37	0.0332	2" = > 63 mm	0.23	2" IPS	1.18	1.18	2.72	5.24	3.31
27NRV7511	A	2½" x 2½"	28	2.188	0.0621	2½" = > 70 mm	0.27	2½" IPS	1.47	1.47	2.99	6.05	4.21
27NRV9011	A	3" x 3"	1	2.952	0.0797	3" = > 90 mm	0.32	3" IPS	1.18	1.18	3.43	6.26	4.69
27NRV11011	A	3½" x 4"	2	4.938	0.1445	3½" = > 110 mm	0.39	4" IPS	1.57	1.57	3.35	6.89	6.02
27NRV12511	A	4" x 4"	1	5.35	0.1544	4" = > 125 mm	0.45	4" IPS	1.57	1.57	3.74	7.36	6.02
27NRV16011	B	6" x 6"	1	4.826	0.2928	6" = > 160 mm	0.57	6" IPS	5	5	7.75	12.75	-
27NRV20011*	B	8" x 8"	1	10.317	0.5472	8" = > 200 mm	0.72	8" IPS	7	7	8.25	15.25	-
27NRV25011*	B	10" x 10"	1	17.311	0.911	10" = > 250 mm	0.90	10" IPS	8	8	8.25	16.25	-
27NRV31511*	B	12" x 12"	1	26.624	1.6688	12" = > 315 mm	1.13	12" IPS	9	9	9.75	18.75	-



PP-RCT FEMALE THREADED TRANSITION FITTING FOR COLD WATER ONLY

Material: PP-RCT + Inox

Range: ½" ÷ 2"



SDR 7.4 - 9 - 11

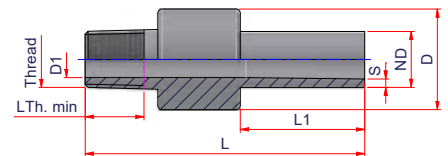
Code	SDR	Size	Carton Qty	Weight lb/p.	Volume ft ³ /p.	ND	D1	D	S	Thread	LTh. min	L1	L
27NAC7320F12NPT	7.4	½" x ½" NPT	1	0.068	0.0034	½" => 20 mm	0.51	1.42	0.12	½" NPT	0.53	1.89	2.94
27NAC7325F34NPT	7.4	¾" x ¾" NPT	1	0.086	0.0044	¾" => 25 mm	0.69	1.61	0.12	¾" NPT	0.55	1.89	2.94
27NAC932F1NPT	9	1" x 1" NPT	1	0.117	0.007	1" => 32 mm	0.94	1.97	0.14	1" NPT	0.66	2.05	3.1
27NAC1140F114NPT	11	1¼" x 1¼" NPT	1	0.185	0.0123	1¼" => 40 mm	1.24	2.48	0.12	1¼" NPT	0.68	2.24	3.45
27NAC1150F112NPT	11	1½" x 1½" NPT	1	0.26	0.0166	1½" => 50 mm	1.5	2.76	0.15	1½" NPT	0.68	2.56	3.77
27NAC1163F2NPT	11	2" x 2" NPT	1	0.386	0.0252	2" => 63 mm	1.95	3.27	0.15	2" NPT	0.7	2.87	4.08



PP-RCT MALE THREADED TRANSITION FITTING FOR COLD WATER ONLY


Material: PP-RCT

Range: ½" ÷ 2"



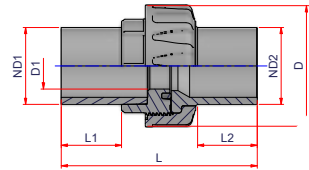
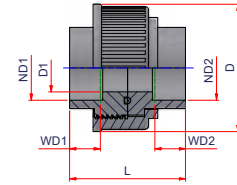
SDR 7.4 - 9 - 11

Code	SDR	Size	Carton Qty	Weight lb/p.	Volume ft ³ /p.	ND	D1	D	S	Thread	LTh. min	L1	L
27NAC7320M12NPT	7.4	½" x ½" NPT	1	0.071	0.0043	½" => 20 mm	0.51	1.42	0.12	½" NPT	0.53	1.89	3.7
27NAC7325M34NPT	7.4	¾" x ¾" NPT	1	0.090	0.0056	¾" => 25 mm	0.69	1.61	0.12	¾" NPT	0.55	1.89	3.7
27NAC932M1NPT	9	1" x 1" NPT	1	0.132	0.009	1" => 32 mm	0.94	1.97	0.14	1" NPT	0.68	2.05	4.02
27NAC1140M114NPT	11	1¼" x 1¼" NPT	1	0.214	0.0157	1¼" => 40 mm	1.24	2.48	0.12	1¼" NPT	0.71	2.24	4.41
27NAC1150M112NPT	11	1½" x 1½" NPT	1	0.293	0.0208	1½" => 50 mm	1.5	2.76	0.15	1½" NPT	0.72	2.5	4.72
27NAC1163M2NPT	11	2" x 2" NPT	1	0.419	0.0314	2" => 63 mm	1.95	3.27	0.15	2" NPT	0.76	2.87	5.08



ALL-PLASTIC UNIONS WITH SOCKET ENDS

Material: PP-RCT
 Range: 1/2" x 1/2" ÷ 3 1/2" x 3 1/2"
 Note: Only for cold water
 * Long Spigot



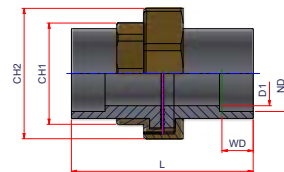
Code	Type	Size	Carton Qty	Weight lb/p.	Volume ft ³ /p.	ND1	ND2	D1	D	WD1	WD2	L	L1	L2
27NBRF20	A	1/2" x 1/2"	30	0.163	0.0073	1/2" => 20 mm	1/2" => 20 mm	0.55	2.09	9/16	9/16	2.87	-	-
27NBRF25	A	3/4" x 3/4"	26	0.195	0.008	3/4" => 25 mm	3/4" => 25 mm	0.71	2.24	5/8	5/8	2.76	-	-
27NBRF32	A	1" x 1"	25	0.247	0.0115	1" => 32 mm	1" => 32 mm	0.94	2.68	11/16	11/16	2.76	-	-
27NBRF40	A	1 1/4" x 1 1/4"	30	0.319	0.0147	1 1/4" => 40 mm	1 1/4" => 40 mm	1.14	3.03	13/16	13/16	2.76	-	-
27NBRF50	A	1 1/2" x 1 1/2"	10	1.102	0.0467	1 1/2" => 50 mm	1 1/2" => 50 mm	1.57	4.8	15/16	15/16	3.5	-	-
27NBRF63	A	2" x 2"	8	1.102	0.0483	2" => 63 mm	2" => 63 mm	1.85	4.8	1 1/16	1 1/16	3.62	-	-
27NBRF75 NEW	A	2 1/2" x 2 1/2"	1	4.019	0.1708	2 1/2" => 75 mm	2 1/2" => 75 mm	2.26	7.8	1 3/16	1 3/16	4.92	-	-
27NBRF90 NEW	A	3" x 3"	1	3.995	0.1775	3" => 90 mm	3" => 90 mm	2.95	7.8	1 5/16	1 5/16	5	-	-
27NBRF110 NEW	A	3 1/2" x 3 1/2"	1	3.867	0.1866	3 1/2" => 110 mm	3 1/2" => 110 mm	3.15	7.8	1 7/16	1 7/16	5.28	-	-
27NBRFLS125* NEW	B	4" x 4"	1	5.845	0.4419	4" => 125 mm	4" => 125 mm	2.95	7.8	-	-	12.55	3.82	3.82

These parts are available with elongated ends for use with electrofusion or butt fusion upon request.



UNION W/STANDARD BRASS NUTS AND SOCKET ENDS

Material: PP-RCT - Brass
 Range: 1/2" x 1/2" ÷ 2" x 2"



Code	Size	Carton Qty	Weight lb/p.	Volume ft ³ /p.	ND	D1	WD	L	CH1	CH2
27NCSJ2020	1/2" x 1/2"	50	0.427	0.0059	1/2"-1/2" => 20-20 mm	0.59	9/16	3.11	1.18	1.81
27NCSJ2525	3/4" x 3/4"	26	0.192	0.0081	3/4" x 3/4" => 25-25 mm	0.75	5/8	3.35	1.50	2.05
27NCSJ3232	1" x 1"	15	1.137	0.0173	1" x 1" => 32-32 mm	1.02	11/16	4.17	1.97	2.68
27NCSJ4040	1 1/4" x 1 1/4"	9	1.613	0.0271	1 1/4" x 1 1/4" => 40-40 mm	1.30	13/16	4.72	2.12	3.15
27NCSJ5050	1 1/2" x 1 1/2"	5	2.684	0.0432	1 1/2" x 1 1/2" => 50-50 mm	1.69	15/16	5.12	2.79	3.82
27NCSJ6363	2" x 2"	4	3.025	0.0641	2" x 2" => 63-63 mm	2.05	1 1/16	6.02	3.15	4.29

These parts are available with elongated ends for use with electrofusion or butt fusion upon request.

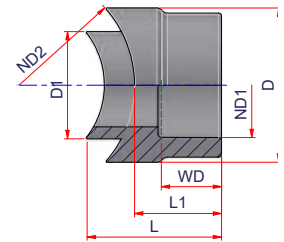


INSTABRANCH™ WELDING SOCKLET W/SOCKET FUSION OUTLET

Material: PP-RCT

Range: 1/2" x 1 1/4" ÷ 4" x 24"

Note: for instabbranch parts which are to be welded to an SDR17 pipe diameters of 3 1/2" (110mm) and less, the pressure rating of the completed part will be derated to 50% of the standard pressure rating for the SDR17 pipe. This limitation does not apply to pipes that are SDR11 or thicker. FM 1635 Approved



Code	Carton Qty	Weight lb/p.	Volume ft ³ /p.	ND1 (OUTLET)	ND2 (MAIN PIPE)	D1	D	WD	L1	L
27NGS2040	200	0.03	0.0016	1/2" => 20 mm	1 1/4" => 40 mm	0.98	1.38	9/16	0.79	1.45
27NGS2050	200	0.029	0.0014	1/2" => 20 mm	1 1/2" => 50 mm	0.98	1.38	9/16	0.79	1.28
27NGS206375	200	0.028	0.0013	1/2" => 20 mm	2" => 63 mm 2 1/2" => 75 mm	0.98	1.38	9/16	0.79	1.20
27NGS2090110125	200	0.026	0.0013	1/2" => 20 mm	3" => 90 mm 3 1/2" => 110 mm 4" => 125 mm	0.98	1.38	9/16	0.79	1.16
27NGS20160200	200	0.025	0.0012	1/2" => 20 mm	6" => 160 mm 8" => 200 mm	0.98	1.38	9/16	0.79	1.12
27NGS20250315	200	0.025	0.0012	1/2" => 20 mm	10" => 250 mm 12" => 315 mm	0.98	1.38	9/16	0.79	1.10
27NGS20355630	200	0.025	0.0012	1/2" => 20 mm	14" => 355 mm ÷ 24" => 630 mm	0.98	1.38	9/16	0.79	1.10
27NGS2540	210	0.03	0.0017	3/4" => 25 mm	1 1/4" => 40 mm	0.98	1.38	5/8	0.85	1.5
27NGS2550	120	0.031	0.0015	3/4" => 25 mm	1 1/2" => 50 mm	0.98	1.38	5/8	0.85	1.33
27NGS256375	200	0.028	0.0014	3/4" => 25 mm	2" => 63 mm 2 1/2" => 75 mm	0.98	1.38	5/8	0.85	1.26
27NGS2590110125	200	0.028	0.0013	3/4" => 25 mm	3" => 90 mm 3 1/2" => 110 mm 4" => 125 mm	0.98	1.38	5/8	0.85	1.2
27NGS25160200	230	0.027	0.0013	3/4" => 25 mm	6" => 160 mm 8" => 200 mm	0.98	1.38	5/8	0.85	1.18
27NGS25250315	230	0.027	0.0013	3/4" => 25 mm	10" => 250 mm 12" => 315 mm	0.98	1.38	5/8	0.85	1.16
27NGS25355630	200	0.028	0.0013	3/4" => 25 mm	14" => 355 mm ÷ 24" => 630 mm	1.26	1.81	11/16	1.02	1.59
27NGS326375	60	0.065	0.003	1" => 32 mm	2" => 63 mm 2 1/2" => 75 mm	1.26	1.81	11/16	1.02	1.49
27NGS3290110125	70	0.068	0.0028	1" => 32 mm	3" => 90 mm 3 1/2" => 110 mm 4" => 125 mm	1.26	1.81	11/16	1.02	1.44
27NGS32160200	80	0.061	0.0027	1" => 32 mm	6" => 160 mm 8" => 200 mm	1.26	1.81	11/16	1.02	1.41
27NGS32250315	60	0.062	0.0027	1" => 32 mm	10" => 250 mm 12" => 315 mm	1.26	1.81	11/16	1.02	1.41
27NGS32355630	70	0.063	0.0027	1" => 32 mm	14" => 355 mm ÷ 24" => 630 mm	1.57	2.28	13/16	1.10	1.69
27NGS4090	50	0.106	0.0051	1 1/4" => 40 mm	3" => 90 mm	1.57	2.28	13/16	1.10	1.63
27NGS40110	50	0.101	0.0049	1 1/4" => 40 mm	3 1/2" => 110 mm	1.57	2.28	0.83	1.10	1.63

follow ...

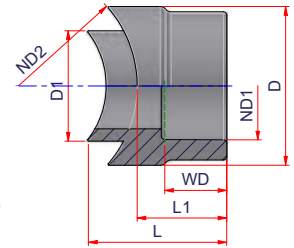



INSTABRANCH™ WELDING SOCKLET W/SOCKET FUSION OUTLET

Material: PP-RCT

Range: ½" x ¼" ÷ 4" x 24"

Note: for instabranch parts which are to be welded to an SDR17 pipe diameters of 3½" (110mm) and less, the pressure rating of the completed part will be derated to 50% of the standard pressure rating for the SDR17 pipe. This limitation does not apply to pipes that are SDR11 or thicker.



Code	Carton Qty	Weight lb/p.	Volume ft ³ /p.	ND1 (OUTLET)	ND2 (MAIN PIPE)	D1	D	WD	L1	L
27NGS40125	50	0.1010	0.0048	¼" => 40 mm	4" => 125 mm	1.57	2.28	13/16	1.10	1.6
27NGS40160200	60	0.095	0.0047	¼" => 40 mm	6" => 160 mm 8" => 200 mm	1.57	2.28	13/16	1.10	1.55
27NGS40250315	60	0.092	0.0045	¼" => 40 mm	10" => 250 mm 12" => 315 mm	1.57	2.28	13/16	1.10	1.51
27NGS40355630	60	0.095	0.0045	¼" => 40 mm	14" => 355 mm ÷ 24" => 630 mm	1.57	2.28	13/16	1.10	1.51
27NGS5090	50	0.207	0.0108	½" => 50 mm	3" => 90 mm	1.97	2.83	15/16	1.42	2.32
27NGS50110	50	0.202	0.0102	½" => 50 mm	3½" => 110 mm	1.97	2.83	15/16	1.42	2.2
27NGS50125	50	0.202	0.0101	½" => 50 mm	4" => 125 mm	1.97	2.83	15/16	1.42	2.17
27NGS50160	50	0.198	0.0096	½" => 50 mm	6" => 160 mm	1.97	2.83	15/16	1.42	2.07
27NGS50200	50	0.194	0.0094	½" => 50 mm	8" => 200 mm	1.97	2.83	15/16	1.42	2.03
27NGS50250	50	0.194	0.0093	½" => 50 mm	10" => 250 mm	1.97	2.83	15/16	1.42	2
27NGS50315	50	0.189	0.0092	½" => 50 mm	12" => 315 mm	1.97	2.83	15/16	1.42	1.99
27NGS50355450	120	0.176	0.009	½" => 50 mm	14" => 355 mm ÷ 18" => 450 mm	1.97	2.83	15/16	1.42	1.95
27NGS50500630	120	0.176	0.0089	½" => 50 mm	20" => 500 mm ÷ 24" => 630 mm	1.97	2.83	15/16	1.42	1.93
27NGS63110	25	0.378	0.0186	2" => 63 mm	3½" => 110 mm	2.48	3.54	1 1/16	1.57	2.57
27NGS63125	25	0.37	0.0179	2" => 63 mm	4" => 125 mm	2.48	3.54	1 1/16	1.57	2.47
27NGS63160	25	0.361	0.017	2" => 63 mm	6" => 160 mm	2.48	3.54	1 1/16	1.57	2.35
27NGS63200	60	0.337	0.016	2" => 63 mm	8" => 200 mm	2.48	3.54	1 1/16	1.57	2.21
27NGS63250	60	0.326	0.0161	2" => 63 mm	10" => 250 mm	2.48	3.54	1 1/16	1.57	2.22
27NGS63315	60	0.326	0.0158	2" => 63 mm	12" => 315 mm	2.48	3.54	1 1/16	1.57	2.18
27NGS63355450	50	0.326	0.0156	2" => 63 mm	14" => 355 mm ÷ 18" => 450 mm	2.48	3.54	1 1/16	1.57	2.15
27NGS63500630	50	0.321	0.0154	2" => 63 mm	20" => 500 mm ÷ 24" => 630 mm	2.48	3.54	1 1/16	1.57	2.12
27NGS75160	25	0.435	0.0232	2½" => 75 mm	6" => 160 mm	2.95	4.02	1 3/16	1.65	2.48
27NGS75200	60	0.435	0.0222	2½" => 75 mm	8" => 200 mm	2.95	4.02	1 3/16	1.65	2.37
27NGS75250	60	0.435	0.0214	2½" => 75 mm	10" => 250 mm	2.95	4.02	1 3/16	1.65	2.29
27NGS75315	60	0.435	0.0209	2½" => 75 mm	12" => 315 mm	2.95	4.02	1 3/16	1.65	2.24

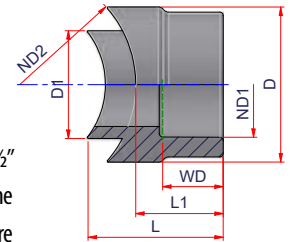


INSTABRANCH™ WELDING SOCKLET W/SOCKET FUSION OUTLET

Material: PP-RCT

Range: ½" x 1¼" ÷ 4" x 24"

Note: for instabranh parts which are to be welded to an SDR17 pipe diameters of 3½" (110mm) and less, the pressure rating of the completed part will be derated to 50% of the standard pressure rating for the SDR17 pipe. This limitation does not apply to pipes that are SDR11 or thicker.



Code	Carton Qty	Weight lb/p.	Volume ft ³ /p.	ND1 (OUTLET)	ND2 (MAIN PIPE)	D1	D	WD	L1	L
27NGS75355450	60	0.435	0.0205	2½" => 75 mm	14" ÷ 18" => 355-450 mm	2,95	4,02	13/16	1,65	2.19
27NGS75500630	60	0.435	0.0207	2½" => 75 mm	20" ÷ 24" => 500-630 mm	2,95	4,02	13/16	1,65	2.21
27NGS90160	25	0.732	0.0396	3" => 90 mm	6" => 160 mm	3,54	4,69	15/16	1,81	3.11
27NGS90200	60	0.665	0.037	3" => 90 mm	8" => 200 mm	3,54	4,69	15/16	1,81	2.91
27NGS90250	60	0.679	0.0354	3" => 90 mm	10" => 250 mm	3,54	4,69	15/16	1,81	2.78
27NGS90315	60	0.628	0.0342	3" => 90 mm	12" => 315 mm	3,54	4,69	15/16	1,81	2.69
27NGS90355450	25	0.628	0.0334	3" => 90 mm	14" ÷ 18" => 355-450 mm	3,54	4,69	15/16	1,81	2.62
27NGS90500630	1	0.624	0.0337	3" => 90 mm	20" ÷ 24" => 500-630 mm	3,54	4,69	15/16	1,81	2.65
27NGS110200	1	2.034	0.1215	3½" => 110 mm	8" => 200 mm	4,92	6,69	17/16	2,76	4.69
27NGS110250	1	1.940	0.1101	3½" => 110 mm	10" => 250 mm	4,92	6,69	17/16	2,76	4.25
27NGS110315	1	1.858	0.108	3½" => 110 mm	12" => 315 mm	4,92	6,69	17/16	2,76	4.17
27NGS110355400	1	1.858	0.102	3½" => 110 mm	14" ÷ 16" => 355-400 mm	4,92	6,69	17/16	2,76	3.94
27NGS110450500	1	1.766	0.102	3½" => 110 mm	18" ÷ 20" => 450-500 mm	4,92	6,69	17/16	2,76	3.94
27NGS110560630	1	1.730	0.102	3½" => 110 mm	22" ÷ 24" => 560-630 mm	4,92	6,69	17/16	2,76	3.94
27NGS125200	1	2.156	0.1215	4" => 125 mm	8" => 200 mm	4,92	6,69	19/16	2,76	4.69
27NGS125250	1	2.039	0.1101	4" => 125 mm	10" => 250 mm	4,92	6,69	19/16	2,76	4.25
27NGS125315	1	1.957	0.1080	4" => 125 mm	12" => 315 mm	4,92	6,69	19/16	2,76	4.17
27NGS125355400	1	1.957	0.1020	4" => 125 mm	14" ÷ 16" => 355-400 mm	4,92	6,69	19/16	2,76	3.94
27NGS125450500	1	1.865	0.1020	4" => 125 mm	18" ÷ 20" => 450-500 mm	4,92	6,69	19/16	2,76	3.94
27NGS125560630	1	1.830	0.100	4" => 125 mm	22" ÷ 24" => 560-630 mm	4,92	6,69	19/16	2,76	3.86

Attention: scraping the pipe surface to remove oxidation before welding the side fusion saddle

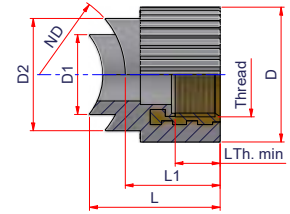


INSTABRANCHE™ WELDING SOCKLET W/NPT LEAD FREE BRASS FEMALE OUTLET

Material: PP-RCT - Brass

Range: 1 1/4" x 1/2" NPT ÷ 24" x 1" NPT

Note: for instabranche parts which are to be welded to a SDR17 pipe diameters of 3 1/2" (110mm) and less, the pressure rating of the completed part will be derated to 50% of the standard pressure rating for the SDR17 pipe. This limitation does not apply to pipes that are SDR11 or thicker. FM 1635 Approved



Code		Size	Carton Qty	Weight lb/p.	Volume ft ³ /p.	ND	Thread	L Thread min	D1	D2	D	L1	L
27NGSF124050NPT		1 1/4" x 1/2" NPT 1 1/2" x 1/2" NPT	70	0.141	0.0022	1 1/4" => 40 mm 1 1/2" => 50 mm	1/2" NPT	0.53	0.98	1.38	1.46	1.24	1.77
27NGSF126375NPT		2" x 1/2" NPT 2 1/2" x 1/2" NPT	70	0.141	0.002	2" => 63 mm 2 1/2" => 75 mm	1/2" NPT	0.53	0.98	1.38	1.46	1.24	1.65
27NGSF1290110125NPT		3" x 1/2" NPT 3 1/2" x 1/2" NPT 4" x 1/2" NPT	70	0.141	0.002	3" => 90 mm 3 1/2" => 110 mm 4" => 125 mm	1/2" NPT	0.53	0.98	1.38	1.46	1.24	1.61
27NGSF12160200NPT		6" x 1/2" NPT 8" x 1/2" NPT	70	0.141	0.0019	6" => 160 mm 8" => 200 mm	1/2" NPT	0.53	0.98	1.38	1.46	1.24	1.57
27NGSF12250315NPT		10" x 1/2" NPT 12" x 1/2" NPT	50	0.138	0.0019	10" => 250 mm 12" => 315 mm	1/2" NPT	0.53	0.98	1.38	1.46	1.24	1.57
27NGSF12355630NPT		14" x 1/2" NPT ÷ 24" x 1/2" NPT	60	0.143	0.0019	14" => 355 mm ÷ 24" => 630 mm	1/2" NPT	0.53	0.98	1.38	1.46	1.24	1.57
27NGSF344050NPT		1 1/4" x 3/4" NPT 1 1/2" x 3/4" NPT	70	0.214	0.0029	1 1/4" => 40 mm 1 1/2" => 50 mm	3/4" NPT	0.55	0.98	1.38	1.65	1.32	1.85
27NGSF346375NPT		2" x 3/4" NPT 2 1/2" x 3/4" NPT	70	0.211	0.0027	2" => 63 mm 2 1/2" => 75 mm	3/4" NPT	0.55	0.98	1.38	1.65	1.32	1.73
27NGSF3490110125NPT		3" x 3/4" NPT 3 1/2" x 3/4" NPT 4" x 3/4" NPT	60	0.216	0.0027	3" => 90 mm 3 1/2" => 110 mm 4" => 125 mm	3/4" NPT	0.55	0.98	1.38	1.65	1.32	1.69
27NGSF34160200NPT		6" x 3/4" NPT 8" x 3/4" NPT	60	0.216	0.0026	6" => 160 mm 8" => 200 mm	3/4" NPT	0.55	0.98	1.38	1.65	1.32	1.65
27NGSF34250315NPT		10" x 3/4" NPT 12" x 3/4" NPT	60	0.216	0.0026	10" => 250 mm 12" => 315 mm	3/4" NPT	0.55	0.98	1.38	1.65	1.32	1.65
27NGSF34355630NPT		14" x 3/4" NPT ÷ 24" x 3/4" NPT	1	0.22	0.0026	14" => 355 mm ÷ 24" => 630mm	3/4" NPT	0.55	0.98	1.38	1.65	1.32	1.65
27NGSF016375NPT		2" x 1" NPT 2 1/2" x 1" NPT	40	0.374	0.0054	2" => 63 mm 2 1/2" => 75 mm	1" NPT	0.66	1.26	1.77	2.13	1.5	2.05
27NGSF0190110125NPT		3" x 1" NPT 3 1/2" x 1" NPT 4" x 1" NPT	40	0.374	0.0052	3" => 90 mm 3 1/2" => 110 mm 4" => 125 mm	1" NPT	0.66	1.26	1.77	2.13	1.5	1.97
27NGSF01160200NPT		6" x 1" NPT 8" x 1" NPT	50	0.37	0.005	6" => 160 mm 8" => 200 mm	1" NPT	0.66	1.26	1.77	2.13	1.5	1.91
27NGSF01250315NPT		10" x 1" NPT 12" x 1" NPT	50	0.374	0.005	10" => 250 mm 12" => 315 mm	1" NPT	0.66	1.26	1.77	2.13	1.5	1.89
27NGSF01355630NPT		14" x 1" NPT ÷ 24" x 1" NPT	1	0.413	0.005	14" => 355 mm ÷ 24" => 630mm	1" NPT	0.66	1.26	1.77	2.13	1.5	1.89

Attention: scraping the pipe surface to remove oxidation before welding the side fusion saddle

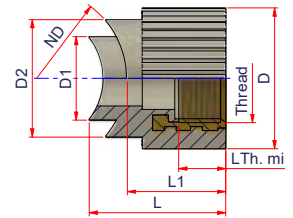


INSTABRANCH™ WELDING SOCKLET W/NPT STANDARD BRASS FEMALE OUTLET

Material: PP-RCT - Brass

Range: 1¼" x ½" NPT ÷ 24" x 1" NPT

Note: for instabranche parts which are to be welded to an SDR17 pipe diameters of 3½" (110mm) and less, the pressure rating of the completed part will be derated to 50% of the standard pressure rating for the SDR17 pipe. This limitation does not apply to pipes that are SDR11 or thicker.



Code	Size	Carton Qty	Weight lb/p.	Volume ft ³ /p.	ND	Thread	L Thread min	D1	D2	D	L1	L
27NGSF124050NPTL	1¼" x ½" NPT 1½" x ½" NPT	70	0.141	0.0022	1¼" => 40 mm 1½" => 50 mm	½" NPT	0.53	0.98	1.38	1.46	1.24	1.77
27NGSF126375NPTL	2" x ½" NPT 2½" x ½" NPT	100	0.141	0.0020	2" => 63 mm 2½" => 75 mm	½" NPT	0.53	0.98	1.38	1.46	1.24	1.65
27NGSF1290110125NPTL	3" x ½" NPT 3½" x ½" NPT 4" x ½" NPT	100	0.141	0.0020	3" => 90 mm 3½" => 110 mm 4" => 125 mm	½" NPT	0.53	0.98	1.38	1.46	1.24	1.61
27NGSF12160200NPTL	6" x ½" NPT 8" x ½" NPT	70	0.141	0.0019	6" => 160 mm 8" => 200 mm	½" NPT	0.53	0.98	1.38	1.46	1.24	1.57
27NGSF12250315NPTL	10" x ½" NPT 12" x ½" NPT	70	0.138	0.0019	10" => 250 mm 12" => 315 mm	½" NPT	0.53	0.98	1.38	1.46	1.24	1.57
27NGSF12355630NPTL	14" x ½" NPT ÷ 24" x ½" NPT	1	0.143	0.0019	14" => 355 mm ÷ 24" => 630 mm	½" NPT	0.53	0.98	1.38	1.46	1.24	1.57
27NGSF344050NPTL	1¼" x ¾" NPT 1½" x ¾" NPT	60	0.214	0.0029	1¼" => 40 mm 1½" => 50 mm	¾" NPT	0.55	0.98	1.38	1.65	1.32	1.85
27NGSF346375NPTL	2" x ¾" NPT 2½" x ¾" NPT	70	0.211	0.0027	2" => 63 mm 2½" => 75 mm	¾" NPT	0.55	0.98	1.38	1.65	1.32	1.73
27NGSF3490110125NPTL	3" x ¾" NPT 3½" x ¾" NPT 4" x ¾" NPT	50	0.216	0.0027	3" => 90 mm 3½" => 110 mm 4" => 125 mm	¾" NPT	0.55	0.98	1.38	1.65	1.32	1.69
27NGSF34160200NPTL	6" x ¾" NPT 8" x ¾" NPT	70	0.216	0.0026	6" => 160 mm 8" => 200 mm	¾" NPT	0.55	0.98	1.38	1.65	1.32	1.65
27NGSF34250315NPTL	10" x ¾" NPT 12" x ¾" NPT	60	0.216	0.0026	10" => 250 mm 12" => 315 mm	¾" NPT	0.55	0.98	1.38	1.65	1.32	1.65
27NGSF34355630NPTL	14" x ¾" NPT ÷ 24" x ¾" NPT	1	0.220	0.0026	14" => 355 mm ÷ 24" => 630 mm	¾" NPT	0.55	0.98	1.38	1.65	1.32	1.65
27NGSF016375NPTL	2" x 1" NPT 2½" x 1" NPT	40	0.374	0.0054	2" => 63 mm 2½" => 75 mm	1" NPT	0.66	1.26	1.77	2.13	1.5	2.05
27NGSF0190110125NPTL	3" x 1" NPT 3½" x 1" NPT 4" x 1" NPT	40	0.374	0.0052	3" => 90 mm 3½" => 110 mm 4" => 125 mm	1" NPT	0.66	1.26	1.77	2.13	1.5	1.97
27NGSF01160200NPTL	6" x 1" NPT 8" x 1" NPT	50	0.370	0.0050	6" => 160 mm 8" => 200 mm	1" NPT	0.66	1.26	1.77	2.13	1.5	1.91
27NGSF01250315NPTL	10" x 1" NPT 12" x 1" NPT	50	0.374	0.0050	10" => 250 mm 12" => 315 mm	1" NPT	0.66	1.26	1.77	2.13	1.5	1.89
27NGSF01355630NPTL	14" x 1" NPT ÷ 24" x 1" NPT	1	0.413	0.0050	14" => 355 mm ÷ 24" => 630 mm	1" NPT	0.66	1.26	1.77	2.13	1.5	1.89

Attention: scraping the pipe surface to remove oxidation before welding the side fusion saddle

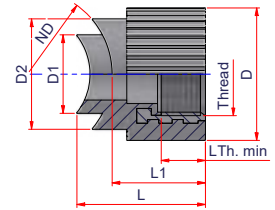


INSTABRANCH™ WELDING SOCKLET W/NPT STAINLESS STEEL FEMALE OUTLET

Material: PP-RCT - Stainless Steel

Range: 1¼" x ½" NPT ÷ 24" x 1" NPT

Note: for instabranh parts which are to be welded to an SDR17 pipe diameters of 3½" (110mm) and less, the pressure rating of the completed part will be derated to 50% of the standard pressure rating for the SDR17 pipe. This limitation does not apply to pipes that are SDR11 or thicker.



Code	Size	Carton Qty	Weight lb/p.	Volume ft ³ /p.	ND	Thread	L Thread min	D1	D2	D	L1	L
27NGSF124050SSNPT	1¼" x ½" NPT 1½" x ½" NPT	70	0.141	0.0022	1¼" => 40 mm 1½" => 50 mm	½" NPT	0.53	0.98	1.38	1.46	1.24	1.77
27NGSF126375SSNPT	2" x ½" NPT 2½" x ½" NPT	70	0.141	0.002	2" => 63 mm 2½" => 75 mm	½" NPT	0.53	0.98	1.38	1.46	1.24	1.65
27NGSF1290110125SSNPT	3" x ½" NPT 3½" x ½" NPT 4" x ½" NPT	70	0.141	0.002	3" => 90 mm 3½" => 110 mm 4" => 125 mm	½" NPT	0.53	0.98	1.38	1.46	1.24	1.61
27NGSF12160200SSNPT	6" x ½" NPT 8" x ½" NPT	70	0.141	0.0019	6" => 160 mm 8" => 200 mm	½" NPT	0.53	0.98	1.38	1.46	1.24	1.57
27NGSF12250315SSNPT	10" x ½" NPT 12" x ½" NPT	1	0.138	0.0019	10" => 250 mm 12" => 315 mm	½" NPT	0.53	0.98	1.38	1.46	1.24	1.57
27NGSF12355630SSNPT	14" x ½" NPT ÷ 24" x ½" NPT	1	0.143	0.0019	14" => 355 mm ÷ 24" => 630 mm	½" NPT	0.53	0.98	1.38	1.46	1.24	1.57
27NGSF344050SSNPT	1¼" x ¾" NPT 1½" x ¾" NPT	60	0.214	0.0029	1¼" => 40 mm 1½" => 50 mm	¾" NPT	0.55	0.98	1.38	1.65	1.32	1.85
27NGSF346375SSNPT	2" x ¾" NPT 2½" x ¾" NPT	60	0.211	0.0027	2" => 63 mm 2½" => 75 mm	¾" NPT	0.55	0.98	1.38	1.65	1.32	1.73
27NGSF3490110125SSNPT	3" x ¾" NPT 3½" x ¾" NPT 4" x ¾" NPT	60	0.216	0.0027	3" => 90 mm 3½" => 110 mm 4" => 125 mm	¾" NPT	0.55	0.98	1.38	1.65	1.32	1.69
27NGSF34160200SSNPT	6" x ¾" NPT 8" x ¾" NPT	60	0.216	0.0026	6" => 160 mm 8" => 200 mm	¾" NPT	0.55	0.98	1.38	1.65	1.32	1.65
27NGSF34250315SSNPT	10" x ¾" NPT 12" x ¾" NPT	60	0.216	0.0026	10" => 250 mm 12" => 315 mm	¾" NPT	0.55	0.98	1.38	1.65	1.32	1.65
27NGSF34355630SSNPT	14" x ¾" NPT ÷ 24" x ¾" NPT	1	0.220	0.0026	14" => 355 mm ÷ 24" => 630 mm	¾" NPT	0.55	0.98	1.38	1.65	1.32	1.65
27NGSF016375SSNPT	2" x 1" NPT 2½" x 1" NPT	40	0.374	0.0054	2" => 63 mm 2½" => 75 mm	1" NPT	0.66	1.26	1.77	2.13	1.5	2.05
27NGSF0190110125SSNPT	3" x 1" NPT 3½" x 1" NPT 4" x 1" NPT	40	0.374	0.0052	3" => 90 mm 3½" => 110 mm 4" => 125 mm	1" NPT	0.66	1.26	1.77	2.13	1.5	1.97
27NGSF01160200SSNPT	6" x 1" NPT 8" x 1" NPT	70	0.37	0.005	6" => 160 mm 8" => 200 mm	1" NPT	0.66	1.26	1.77	2.13	1.5	1.91
27NGSF01250315SSNPT	10" x 1" NPT 12" x 1" NPT	1	0.374	0.005	10" => 250 mm 12" => 315 mm	1" NPT	0.66	1.26	1.77	2.13	1.5	1.89
27NGSF01355630SSNPT	14" x 1" NPT ÷ 24" x 1" NPT	1	0.413	0.005	14" => 355 mm ÷ 24" => 630 mm	1" NPT	0.66	1.26	1.77	2.13	1.5	1.89

Attention: scraping the pipe surface to remove oxidation before welding the side fusion saddle.

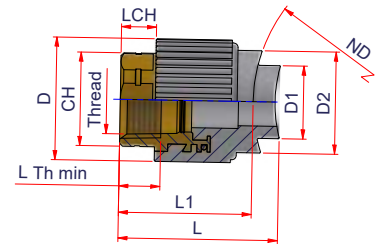


INSTABRANCH™ WELDING SOCKLET W/ HEXAGONAL NPT LEAD FREE BRASS FEMALE OUTLET

Material: PP-RCT - Brass

Range: 1/4" x 1/2" NPT ÷ 24" x 1/2" NPT

Note: for instabranche parts which are to be welded to an SDR17 pipe diameters of 3 1/2" (110mm) and less, the pressure rating of the completed part will be derated to 50% of the standard pressure rating for the SDR17 pipe. This limitation does not apply to pipes that are SDR11 or thicker. FM 1635 Approved



Code		Size	Carton Qty	Weight lb/p.	Volume ft ³ /p.	ND	Thread	L Thread min	D1	D2	D	L1	L	CH	LCH
27NGSFC124050NPT		1/4" x 1/2" NPT 1 1/2" x 1/2" NPT	1	0.233	0.0027	1/4" => 40 mm 1 1/2" => 50 mm	1/2" NPT	0.53	0.98	1.38	1.46	1.24	2.2	0.98	0.43
27NGSFC126375NPT		2" x 1/2" NPT 2 1/2" x 1/2" NPT	1	0.233	0.0026	2" => 63 mm 2 1/2" => 75 mm	1/2" NPT	0.53	0.98	1.38	1.46	1.24	2.08	0.98	0.43
27NGSFC1290110125NPT		3" x 1/2" NPT 3 1/2" x 1/2" NPT 4" x 1/2" NPT	1	0.220	0.0025	3" => 90 mm 3 1/2" => 110 mm 4" => 125 mm	1/2" NPT	0.53	0.98	1.38	1.46	1.24	2.04	0.98	0.43
27NGSFC12160200NPT		6" x 1/2" NPT 8" x 1/2" NPT	1	0.227	0.0025	6" => 160 mm 8" => 200 mm	1/2" NPT	0.53	0.98	1.38	1.46	1.24	2.00	0.98	0.43
27NGSFC12250315NPT		10" x 1/2" NPT 12" x 1/2" NPT	1	0.220	0.0025	10" => 250 mm 12" => 315 mm	1/2" NPT	0.53	0.98	1.38	1.46	1.24	2.00	0.98	0.43
27NGSFC12355630NPT		14" x 1/2" NPT ÷ 24" x 1/2" NPT	1	0.227	0.0025	14" => 355 mm ÷ 24" => 630 mm	1/2" NPT	0.53	0.98	1.38	1.46	1.24	2.00	0.98	0.43
27NGSFC344050NPT		1/4" x 3/4" NPT 1 1/2" x 3/4" NPT	1	0.276	0.0037	1/4" => 40 mm 1 1/2" => 50 mm	3/4" NPT	0.55	0.98	1.38	1.65	1.32	2.32	1.18	0.47
27NGSFC346375NPT		2" x 3/4" NPT 2 1/2" x 3/4" NPT	1	0.273	0.0035	2" => 63 mm 2 1/2" => 75 mm	3/4" NPT	0.55	0.98	1.38	1.65	1.32	2.20	1.18	0.47
27NGSFC3490110125NPT		3" x 3/4" NPT 3 1/2" x 3/4" NPT 4" x 3/4" NPT	1	0.277	0.0034	3" => 90 mm 3 1/2" => 110 mm 4" => 125 mm	3/4" NPT	0.55	0.98	1.38	1.65	1.32	2.16	1.19	0.48
27NGSFC34160200NPT		6" x 3/4" NPT 8" x 3/4" NPT	1	0.268	0.0033	6" => 160 mm 8" => 200 mm	3/4" NPT	0.55	0.98	1.38	1.65	1.32	2.12	1.18	0.47
27NGSFC34250315NPT		10" x 3/4" NPT 12" x 3/4" NPT	1	0.277	0.0033	10" => 250 mm 12" => 315 mm	3/4" NPT	0.55	0.98	1.38	1.65	1.32	2.12	1.18	0.47
27NGSFC016375NPT		2" x 1" NPT 2 1/2" x 1" NPT	1	0.492	0.0067	2" => 63 mm 2 1/2" => 75 mm	1" NPT	0.66	1.26	1.77	2.13	1.50	2.56	1.50	0.51
27NGSFC0190110125NPT		3" x 1" NPT 3 1/2" x 1" NPT 4" x 1" NPT	1	0.484	0.0065	3" => 90 mm 3 1/2" => 110 mm 4" => 125 mm	1" NPT	0.66	1.26	1.77	2.13	1.50	2.48	1.50	0.51
27NGSFC01160200NPT		6" x 1" NPT 8" x 1" NPT	1	0.492	0.0064	6" => 160 mm 8" => 200 mm	1" NPT	0.66	1.26	1.77	2.13	1.50	2.42	1.50	0.51
27NGSFC01250315NPT		10" x 1" NPT 12" x 1" NPT	1	0.485	0.0063	10" => 250 mm 12" => 315 mm	1" NPT	0.66	1.26	1.77	2.13	1.50	2.4	1.50	0.51

follow ...

Attention: scraping the pipe surface to remove oxidation before welding the side fusion saddle

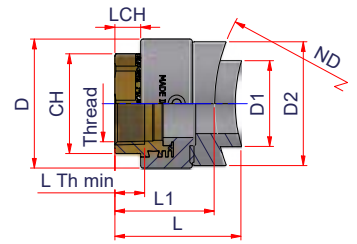


INSTABRANCH™ WELDING SOCKLET W/HEXAGONAL NPT LEAD FREE BRASS FEMALE OUTLET

Material: PP-RCT - Brass

Range: 3" x 1 1/4" NPT ÷ 24" x 2" NPT

Note: for instabranche parts which are to be welded to an SDR17 pipe diameters of 3 1/2" (110mm) and less, the pressure rating of the completed part will be derated to 50% of the standard pressure rating for the SDR17 pipe. This limitation does not apply to pipes that are SDR11 or thicker. FM 1635 Approved



Code	Size	Carton Qty	Weight lb/p.	Volume ft ³ /p.	ND	L		D1	D2	D	L1	L	CH	LCH
						Thread	Thread min							
27NGSFC11490NPT	3" x 1 1/4" NPT	1	0.642	0.0107	3" => 90 mm	1 1/4" NPT	0.68	1.57	2.28	2.56	2.28	2.81	1.81	0.60
27NGSFC114110NPT	3 1/2" x 1 1/4" NPT	1	0.647	0.0112	3 1/2" => 110 mm	1 1/4" NPT	0.68	1.57	2.28	2.56	2.28	2.96	1.81	0.60
27NGSFC114125NPT	4" x 1 1/4" NPT	1	0.639	0.0104	4" => 125 mm	1 1/4" NPT	0.68	1.57	2.28	2.56	2.28	2.73	1.81	0.60
27NGSFC114160200NPT	6" x 1 1/4" NPT 8" x 1 1/4" NPT	1	0.639	0.0103	6" => 160 mm 8" => 200 mm	1 1/4" NPT	0.68	1.57	2.28	2.56	2.28	2.71	1.81	0.60
27NGSFC114250315NPT	10" x 1 1/4" NPT 12" x 1 1/4" NPT	1	0.638	0.0101	10" => 250 mm 12" => 315 mm	1 1/4" NPT	0.68	1.57	2.28	2.56	2.28	2.67	1.81	0.60
27NGSFC114355630NPT	14" x 1 1/4" NPT ÷ 24" x 1 1/4" NPT	1	0.638	0.0101	14" => 355 mm ÷ 24" => 630 mm	1 1/4" NPT	0.68	1.57	2.28	2.56	2.28	2.67	1.81	0.60
27NGSFC11290NPT	3" x 1 1/2" NPT	1	0.88	0.0168	3" => 90 mm	1 1/2" NPT	0.68	1.97	2.83	2.95	2.40	3.33	2.17	0.60
27NGSFC112110NPT	3 1/2" x 1 1/2" NPT	1	0.874	0.0161	3 1/2" => 110 mm	1 1/2" NPT	0.68	1.97	2.83	2.95	2.40	3.20	2.17	0.60
27NGSFC112125NPT	4" x 1 1/2" NPT	1	1.026	0.0159	4" => 125 mm	1 1/2" NPT	0.68	1.97	2.83	2.95	2.40	3.15	2.17	0.60
27NGSFC112160NPT	6" x 1 1/2" NPT	1	1.023	0.0155	6" => 160 mm	1 1/2" NPT	0.68	1.97	2.83	2.95	2.40	3.08	2.17	0.60
27NGSFC112200NPT	8" x 1 1/2" NPT	1	0.867	0.0153	8" => 200 mm	1 1/2" NPT	0.68	1.97	2.83	2.95	2.40	3.03	2.17	0.60
27NGSFC112250NPT	10" x 1 1/2" NPT	1	0.866	0.0151	10" => 250 mm	1 1/2" NPT	0.68	1.97	2.83	2.95	2.40	3.00	2.17	0.60
27NGSFC112315NPT	12" x 1 1/2" NPT	1	1.016	0.0148	12" => 315 mm	1 1/2" NPT	0.68	1.97	2.83	2.95	2.40	2.94	2.17	0.60
27NGSFC112355450NPT	14" x 1 1/2" NPT 18" x 1 1/2" NPT	1	0.864	0.0149	14" => 355 mm ÷ 18" => 450 mm	1 1/2" NPT	0.68	1.97	2.83	2.95	2.40	2.96	2.17	0.60
27NGSFC112500630NPT	20" x 1 1/2" NPT 24" x 1 1/2" NPT	1	0.863	0.0148	20" => 500 mm ÷ 24" => 630 mm	1 1/2" NPT	0.68	1.97	2.83	2.95	2.40	2.94	2.17	0.60
27NGSFC2110NPT	3 1/2" x 2" NPT	1	1.179	0.0275	3 1/2" => 110 mm	2" NPT	0.70	2.48	3.54	3.62	2.64	3.62	2.56	0.79
27NGSFC2125NPT	4" x 2" NPT	1	1.413	0.0266	4" => 125 mm	2" NPT	0.70	2.48	3.54	3.62	2.64	3.51	2.56	0.79
27NGSFC2160NPT	6" x 2" NPT	1	1.165	0.0257	6" => 160 mm	2" NPT	0.70	2.48	3.54	3.62	2.64	3.39	2.56	0.79
27NGSFC2200NPT	8" x 2" NPT	1	1.161	0.0251	8" => 200 mm	2" NPT	0.70	2.48	3.54	3.62	2.64	3.31	2.56	0.79
27NGSFC2250NPT	10" x 2" NPT	1	1.399	0.0247	10" => 250 mm	2" NPT	0.70	2.48	3.54	3.62	2.64	3.26	2.56	0.79
27NGSFC2315NPT	12" x 2" NPT	1	1.156	0.0244	12" => 315 mm	2" NPT	0.70	2.48	3.54	3.62	2.64	3.22	2.56	0.79
27NGSFC2355450NPT	14" x 2" NPT 18" x 2" NPT	1	1.154	0.0242	14" => 355 mm ÷ 18" => 450 mm	2" NPT	0.70	2.48	3.54	3.62	2.64	3.19	2.56	0.79
27NGSFC2500630NPT	20" x 2" NPT 24" x 2" NPT	1	1.152	0.024	20" => 500 mm ÷ 24" => 630 mm	2" NPT	0.70	2.48	3.54	3.62	2.64	3.16	2.56	0.79

Attention: scraping the pipe surface to remove oxidation before welding the side fusion saddle

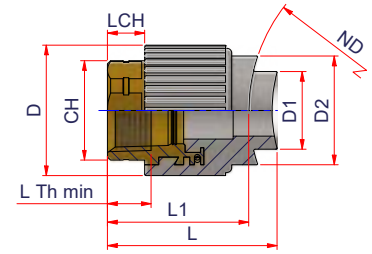


INSTABRANCH™ WELDING SOCKLET W/HEXAGONAL NPT BRASS FEMALE OUTLET

Material: PP-RCT - Brass

Range: 1/2" x 1/4" NPT ÷ 24" x 2" NPT

Note: for instabranche parts which are to be welded to an SDR17 pipe diameters of 3 1/2" (110mm) and less, the pressure rating of the completed part will be derated to 50% of the standard pressure rating for the SDR17 pipe. This limitation does not apply to pipes that are SDR11 or thicker.



Code	Size	Carton Qty	Weight lb/p.	Volume ft ³ /p.	ND	Thread	L Thread min	D1	D2	D	L1	L	CH	LCH
27NGSFC124050NPTL	1 1/4" x 1/2" NPT	1	0.233	0.0027	1 1/4" => > 40 mm	1/2" NPT	0.53	0.98	1.38	1.46	1.24	2.2	0.98	0.43
	1 1/2" x 1/2" NPT				1 1/2" => > 50 mm									
27NGSFC126375NPTL	2" x 1/2" NPT	1	0.233	0.0026	2" => > 63 mm	1/2" NPT	0.53	0.98	1.38	1.46	1.24	2.08	0.98	0.43
	2 1/2" x 1/2" NPT				2 1/2" => > 75 mm									
27NGSFC1290110125NPTL	3" x 1/2" NPT	1	0.22	0.0025	3" => > 90 mm	1/2" NPT	0.53	0.98	1.38	1.46	1.24	2.04	0.98	0.43
	3 1/2" x 1/2" NPT				3 1/2" => > 110 mm									
	4" x 1/2" NPT				4" => > 125 mm									
27NGSFC12160200NPTL	6" x 1/2" NPT	1	0.227	0.0025	6" => > 160 mm	1/2" NPT	0.53	0.98	1.38	1.46	1.24	2.00	0.98	0.43
	8" x 1/2" NPT				8" => > 200 mm									
27NGSFC12250315NPTL	10" x 1/2" NPT	1	0.22	0.0025	10" => > 250 mm	1/2" NPT	0.53	0.98	1.38	1.46	1.24	2.00	0.98	0.43
	12" x 1/2" NPT				12" => > 315 mm									
27NGSFC12355630NPTL	14" x 1/2" NPT ÷ 24" x 1/2" NPT	1	0.227	0.0025	14" => > 355 mm ÷ 24" => > 630 mm	1/2" NPT	0.53	0.98	1.38	1.46	1.24	2.00	0.98	0.43
27NGSFC344050NPTL	1 1/4" x 3/4" NPT	1	0.276	0.0037	1 1/4" => > 40 mm	3/4" NPT	0.55	0.98	1.38	1.65	1.32	2.32	1.18	0.47
	1 1/2" x 3/4" NPT				1 1/2" => > 50 mm									
27NGSFC346375NPTL	2" x 3/4" NPT	1	0.273	0.0035	2" => > 63 mm	3/4" NPT	0.55	0.98	1.38	1.65	1.32	2.20	1.18	0.47
	2 1/2" x 3/4" NPT				2 1/2" => > 75 mm									
27NGSFC3490110125NPTL	3" x 3/4" NPT	1	0.277	0.0034	3" => > 90 mm	3/4" NPT	0.55	0.98	1.38	1.65	1.32	2.16	1.19	0.48
	3 1/2" x 3/4" NPT				3 1/2" => > 110 mm									
	4" x 3/4" NPT				4" => > 125 mm									
27NGSFC34160200NPTL	6" x 3/4" NPT	1	0.268	0.0033	6" => > 160 mm	3/4" NPT	0.55	0.98	1.38	1.65	1.32	2.12	1.18	0.47
	8" x 3/4" NPT				8" => > 200 mm									
27NGSFC34250315NPTL	10" x 3/4" NPT	1	0.277	0.0033	10" => > 250 mm	3/4" NPT	0.55	0.98	1.38	1.65	1.32	2.12	1.18	0.47
	12" x 3/4" NPT				12" => > 315 mm									
27NGSFC016375NPTL	2" x 1" NPT	1	0.492	0.0067	2" => > 63 mm	1" NPT	0.66	1.26	1.77	2.13	1.5	2.56	1.50	0.51
	2 1/2" x 1" NPT				2 1/2" => > 75 mm									
27NGSFC0190110125NPTL	3" x 1" NPT	1	0.484	0.0065	3" => > 90 mm	1" NPT	0.66	1.26	1.77	2.13	1.5	2.48	1.50	0.51
	3 1/2" x 1" NPT				3 1/2" => > 110 mm									
	4" x 1" NPT				4" => > 125 mm									
27NGSFC01160200NPTL	6" x 1" NPT	1	0.492	0.0064	6" => > 160 mm	1" NPT	0.66	1.26	1.77	2.13	1.5	2.42	1.50	0.51
	8" x 1" NPT				8" => > 200 mm									
27NGSFC01250315NPTL	10" x 1" NPT	1	0.485	0.0063	10" => > 250 mm	1" NPT	0.66	1.26	1.77	2.13	1.5	2.4	1.50	0.51
	12" x 1" NPT				12" => > 315 mm									

follow ...

Attention: scraping the pipe surface to remove oxidation before welding the side fusion saddle

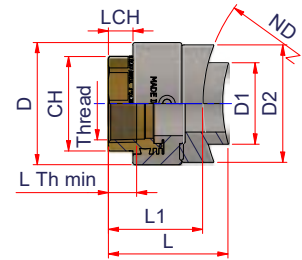


INSTABRANCH™ WELDING SOCKLET W/HEXAGONAL NPT BRASS FEMALE OUTLET

Material: PP-RCT - Brass

Range: ½" x ¼" NPT ÷ 24" x 2" NPT

Note: for instabranche parts which are to be welded to an SDR17 pipe diameters of 3½" (110mm) and less, the pressure rating of the completed part will be derated to 50% of the standard pressure rating for the SDR17 pipe. This limitation does not apply to pipes that are SDR11 or thicker.



Code	Size	Carton Qty	Weight lb/p.	Volume ft ³ /p.	ND	Thread	L Thread min	D1	D2	D	L1	L	CH	LCH
27NGSFC11490NPTL	3" x 1¼" NPT	1	0.642	0.0107	3" => 90 mm	1¼" NPT	0.68	1.57	2.28	2.56	2.28	2.81	1.81	0.6
27NGSFC114110NPTL	3½" x 1¼" NPT	1	0.647	0.0112	3½" => 110 mm	1¼" NPT	0.68	1.57	2.28	2.56	2.28	2.96	1.81	0.6
27NGSFC114125NPTL	4" x 1¼" NPT	1	0.639	0.0104	4" => 125 mm	1¼" NPT	0.68	1.57	2.28	2.56	2.28	2.73	1.81	0.6
27NGSFC114160200NPTL	6" x 1¼" NPT 8" x 1¼" NPT	1	0.639	0.0103	6" => 160 mm 8" => 200 mm	1¼" NPT	0.68	1.57	2.28	2.56	2.28	2.71	1.81	0.6
27NGSFC114250315NPTL	10" x 1¼" NPT 12" x 1¼" NPT	1	0.638	0.0101	10" => 250 mm 12" => 315 mm	1¼" NPT	0.68	1.57	2.28	2.56	2.28	2.67	1.81	0.6
27NGSFC114355630NPTL	14" x 1¼" NPT ÷ 24" x 1¼" NPT	1	0.638	0.0101	14" => 355 mm ÷ 24" => 630 mm	1¼" NPT	0.68	1.57	2.28	2.56	2.28	2.67	1.81	0.6
27NGSFC11290NPTL	3" x 1½" NPT	1	0.88	0.0168	3" => 90 mm	1½" NPT	0.68	1.97	2.83	2.95	2.4	3.33	2.17	0.6
27NGSFC112110NPTL	3½" x 1½" NPT	1	0.874	0.0161	3½" => 110 mm	1½" NPT	0.68	1.97	2.83	2.95	2.4	3.2	2.17	0.6
27NGSFC112125NPTL	4" x 1½" NPT	1	1.026	0.0159	4" => 125 mm	1½" NPT	0.68	1.97	2.83	2.95	2.4	3.15	2.17	0.6
27NGSFC112160NPTL	6" x 1½" NPT	1	1.023	0.0155	6" => 160 mm	1½" NPT	0.68	1.97	2.83	2.95	2.4	3.08	2.17	0.6
27NGSFC112200NPTL	8" x 1½" NPT	1	0.867	0.0153	8" => 200 mm	1½" NPT	0.68	1.97	2.83	2.95	2.4	3.03	2.17	0.6
27NGSFC112250NPTL	10" x 1½" NPT	1	0.866	0.0151	10" => 250 mm	1½" NPT	0.68	1.97	2.83	2.95	2.4	3	2.17	0.6
27NGSFC112315NPTL	12" x 1½" NPT	1	1.016	0.0148	12" => 315 mm	1½" NPT	0.68	1.97	2.83	2.95	2.4	2.94	2.17	0.6
27NGSFC112355450NPTL	14" x 1½" NPT 18" x 1½" NPT	1	0.864	0.0149	14" => 355 mm ÷ 18" => 450 mm	1½" NPT	0.68	1.97	2.83	2.95	2.4	2.96	2.17	0.6
27NGSFC112500630NPTL	20" x 1½" NPT 24" x 1½" NPT	1	0.863	0.0148	20" => 500 mm ÷ 24" => 630 mm	1½" NPT	0.68	1.97	2.83	2.95	2.4	2.94	2.17	0.6
27NGSFC2110NPTL	3½" x 2" NPT	1	1.179	0.0275	3½" => 110 mm	2" NPT	0.7	2.48	3.54	3.62	2.64	3.62	2.56	0.79
27NGSFC2125NPTL	4" x 2" NPT	1	1.413	0.0266	4" => 125 mm	2" NPT	0.7	2.48	3.54	3.62	2.64	3.51	2.56	0.79
27NGSFC2160NPTL	6" x 2" NPT	1	1.165	0.0257	6" => 160 mm	2" NPT	0.7	2.48	3.54	3.62	2.64	3.39	2.56	0.79
27NGSFC2200NPTL	8" x 2" NPT	1	1.161	0.0251	8" => 200 mm	2" NPT	0.7	2.48	3.54	3.62	2.64	3.31	2.56	0.79
27NGSFC2250NPTL	10" x 2" NPT	1	1.399	0.0247	10" => 250 mm	2" NPT	0.7	2.48	3.54	3.62	2.64	3.26	2.56	0.79
27NGSFC2315NPTL	12" x 2" NPT	1	1.156	0.0244	12" => 315 mm	2" NPT	0.7	2.48	3.54	3.62	2.64	3.22	2.56	0.79
27NGSFC2355450NPTL	14" x 2" NPT 18" x 2" NPT	1	1.154	0.0242	14" => 355 mm ÷ 18" => 450 mm	2" NPT	0.7	2.48	3.54	3.62	2.64	3.19	2.56	0.79
27NGSFC2500630NPTL	20" x 2" NPT 24" x 2" NPT	1	1.152	0.024	20" => 500 mm ÷ 24" => 630 mm	2" NPT	0.7	2.48	3.54	3.62	2.64	3.16	2.56	0.79

Attention: scraping the pipe surface to remove oxidation before welding the side fusion saddle

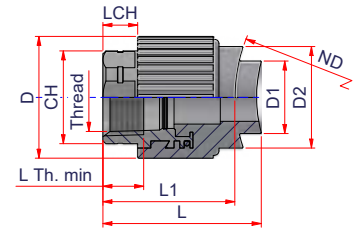


INSTABRANCH™ WELDING SOCKLET W/HEXAGONAL NPT STAINLESS STEEL FEMALE OUTLET

Material: PP-RCT - Stainless Steel

Range: 1/2" x 1/4" NPT ÷ 24" x 2" NPT

Note: for instabranche parts which are to be welded to an SDR17 pipe diameters of 3/2" (110mm) and less, the pressure rating of the completed part will be derated to 50% of the standard pressure rating for the SDR17 pipe. This limitation does not apply to pipes that are SDR11 or thicker.



Code	Size	Carton Qty	Weight lb/p.	Volume ft ³ /p.	ND	Thread	L Thread min	D1	D2	D	L1	L	CH	LCH
27NGSFC124050SSNPT	1 1/4" x 1/2" NPT	1	0.233	0.0027	1 1/4" => 40 mm	1/2" NPT	0.53	0.98	1.38	1.46	1.24	2.2	0.98	0.43
	1 1/2" x 1/2" NPT				1 1/2" => 50 mm									
27NGSFC126375SSNPT	2" x 1/2" NPT	1	0.233	0.0026	2" => 63 mm	1/2" NPT	0.53	0.98	1.38	1.46	1.24	2.08	0.98	0.43
	2 1/2" x 1/2" NPT				2 1/2" => 75 mm									
27NGSFC1290110125SSNPT	3" x 1/2" NPT	1	0.22	0.0025	3" => 90 mm	1/2" NPT	0.53	0.98	1.38	1.46	1.24	2.04	0.98	0.43
	3 1/2" x 1/2" NPT				3 1/2" => 110 mm									
27NGSFC12160200SSNPT	6" x 1/2" NPT	1	0.227	0.0025	6" => 160 mm	1/2" NPT	0.53	0.98	1.38	1.46	1.24	2	0.98	0.43
	8" x 1/2" NPT				8" => 200 mm									
27NGSFC12250315SSNPT	10" x 1/2" NPT	1	0.22	0.0025	10" => 250 mm	1/2" NPT	0.53	0.98	1.38	1.46	1.24	2	0.98	0.43
	12" x 1/2" NPT				12" => 315 mm									
27NGSFC12355630SSNPT	14" x 1/2" NPT	1	0.227	0.0025	14" => 355 mm	1/2" NPT	0.53	0.98	1.38	1.46	1.24	2	0.98	0.43
	÷ 24" x 1/2" NPT				÷ 24" => 630 mm									
27NGSFC344050SSNPT	1 1/4" x 3/4" NPT	1	0.276	0.0037	1 1/4" => 40 mm	3/4" NPT	0.55	0.98	1.38	1.65	1.32	2.32	1.18	0.47
	1 1/2" x 3/4" NPT				1 1/2" => 50 mm									
27NGSFC346375SSNPT	2" x 3/4" NPT	1	0.273	0.0035	2" => 63 mm	3/4" NPT	0.55	0.98	1.38	1.65	1.32	2.2	1.18	0.47
	2 1/2" x 3/4" NPT				2 1/2" => 75 mm									
27NGSFC3490125SSNPT	3" x 3/4" NPT	1	0.277	0.0034	3" => 90 mm	3/4" NPT	0.55	0.98	1.38	1.65	1.32	2.16	1.19	0.48
	4" x 3/4" NPT				3 1/2" => 110 mm									
27NGSFC34160200SSNPT	6" x 3/4" NPT	1	0.268	0.0033	6" => 160 mm	3/4" NPT	0.55	0.98	1.38	1.65	1.32	2.12	1.18	0.47
	8" x 3/4" NPT				8" => 200 mm									
27NGSFC34250315SSNPT	10" x 3/4" NPT	1	0.277	0.0033	10" => 250 mm	3/4" NPT	0.55	0.98	1.38	1.65	1.32	2.12	1.18	0.47
	12" x 3/4" NPT				12" => 315 mm									
27NGSFC016375SSNPT	2" x 1" NPT	1	0.492	0.0067	2" => 63 mm	1" NPT	0.66	1.26	1.77	2.13	1.5	2.56	1.5	0.51
	2 1/2" x 1" NPT				2 1/2" => 75 mm									
27NGSFC0190110125SSNPT	3" x 1" NPT	1	0.484	0.0065	3" => 90 mm	1" NPT	0.66	1.26	1.78	2.13	1.5	2.48	1.5	0.51
	3 1/2" x 1" NPT				3 1/2" => 110 mm									
27NGSFC01160200SSNPT	6" x 1" NPT	1	0.492	0.0064	6" => 160 mm	1" NPT	0.66	1.26	1.79	2.13	1.5	2.42	1.5	0.51
	8" x 1" NPT				8" => 200 mm									
27NGSFC01250315SSNPT	10" x 1" NPT	1	0.485	0.0063	10" => 250 mm	1" NPT	0.66	1.26	1.77	2.13	1.5	2.4	1.5	0.51
	12" x 1" NPT				12" => 315 mm									

follow ...

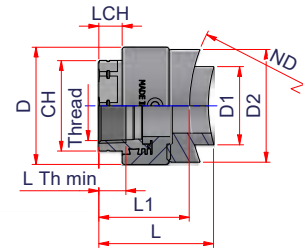


INSTABRANCH™ WELDING SOCKLET W/HEXAGONAL NPT STAINLESS STEEL FEMALE OUTLET

Material: PP-RCT - Stainless Steel

Range: 3" x 1 1/4" NPT ÷ 24" x 2" NPT

Note: for instabranch parts which are to be welded to an SDR17 pipe diameters or 5/2 (110mm) and less, the pressure rating of the completed part will be derated to 50% of the standard pressure rating for the SDR17 pipe. This limitation does not apply to pipes that are SDR11 or thicker.



Code	Size	Carton Qty	Weight lb/p.	Volume ft ³ /p.	ND	Thread	L Thread min	D1	D2	D	L1	L	CH	LCH
27NGSFC11490SSNPT	3" x 1 1/4" NPT	1	0.642	0.0107	3" => 90 mm	1 1/4" NPT	0.68	1.57	2.28	2.56	2.28	2.81	1.81	0.60
27NGSFC114110SSNPT	3 1/2" x 1 1/4" NPT	1	0.647	0.0112	3 1/2" => 110 mm	1 1/4" NPT	0.68	1.57	2.29	2.56	2.28	2.96	1.81	0.60
27NGSFC114125SSNPT	4" x 1 1/4" NPT	1	0.639	0.0104	4" => 125 mm	1 1/4" NPT	0.68	1.57	2.30	2.56	2.28	2.73	1.81	0.60
27NGSFC114160200SSNPT	6" x 1 1/4" NPT 8" x 1 1/4" NPT	1	0.639	0.0103	6" => 160 mm 8" => 200 mm	1 1/4" NPT	0.68	1.57	2.31	2.56	2.28	2.71	1.81	0.60
27NGSFC114250315SSNPT	10" x 1 1/4" NPT 12" x 1 1/4" NPT	1	0.638	0.0101	10" => 250 mm 12" => 315 mm	1 1/4" NPT	0.68	1.57	2.32	2.56	2.28	2.67	1.81	0.60
27NGSFC114355630SSNPT	14" x 1 1/4" NPT ÷ 24" x 1 1/4" NPT	1	0.638	0.0101	14" => 355 mm ÷ 24" => 630 mm	1 1/4" NPT	0.68	1.57	2.28	2.56	2.28	2.67	1.81	0.60
27NGSFC11290SSNPT	3" x 1 1/2" NPT	1	0.88	0.0168	3" => 90 mm	1 1/2" NPT	0.68	1.97	2.83	2.95	2.40	3.33	2.17	0.60
27NGSFC112110SSNPT	3 1/2" x 1 1/2" NPT	1	0.874	0.0161	3 1/2" => 110 mm	1 1/2" NPT	0.68	1.97	2.83	2.95	2.40	3.20	2.17	0.60
27NGSFC112125SSNPT	4" x 1 1/2" NPT	1	1.026	0.0159	4" => 125 mm	1 1/2" NPT	0.68	1.97	2.83	2.95	2.40	3.15	2.17	0.60
27NGSFC112160SSNPT	6" x 1 1/2" NPT	1	1.023	0.0155	6" => 160 mm	1 1/2" NPT	0.68	1.97	2.83	2.95	2.40	3.08	2.17	0.60
27NGSFC112200SSNPT	8" x 1 1/2" NPT	1	0.867	0.0153	8" => 200 mm	1 1/2" NPT	0.68	1.97	2.83	2.95	2.40	3.03	2.17	0.60
27NGSFC112250SSNPT	10" x 1 1/2" NPT	1	0.866	0.0151	10" => 250 mm	1 1/2" NPT	0.68	1.97	2.83	2.95	2.40	3.00	2.17	0.60
27NGSFC112315SSNPT	12" x 1 1/2" NPT	1	1.016	0.0148	12" => 315 mm	1 1/2" NPT	0.68	1.97	2.83	2.95	2.40	2.94	2.17	0.60
27NGSFC112355450SSNPT	14" x 1 1/2" NPT 18" x 1 1/2" NPT	1	0.864	0.0149	14" => 355 mm ÷ 18" => 450 mm	1 1/2" NPT	0.68	1.97	2.83	2.95	2.40	2.96	2.17	0.60
27NGSFC112500630SSNPT	20" x 1 1/2" NPT 24" x 1 1/2" NPT	1	0.863	0.0148	20" => 500 mm ÷ 24" => 630 mm	1 1/2" NPT	0.68	1.97	2.83	2.95	2.40	2.94	2.17	0.60
27NGSFC2110SSNPT	3 1/2" x 2" NPT	1	1.179	0.0275	3 1/2" => 110 mm	2" NPT	0.70	2.48	3.54	3.62	2.64	3.62	2.56	0.79
27NGSFC2125SSNPT	4" x 2" NPT	1	1.413	0.0266	4" => 125 mm	2" NPT	0.70	2.48	3.54	3.62	2.64	3.51	2.56	0.79
27NGSFC2160SSNPT	6" x 2" NPT	1	1.165	0.0257	6" => 160 mm	2" NPT	0.70	2.48	3.54	3.62	2.64	3.39	2.56	0.79
27NGSFC2200SSNPT	8" x 2" NPT	1	1.161	0.0251	8" => 200 mm	2" NPT	0.70	2.48	3.54	3.62	2.64	3.31	2.56	0.79
27NGSFC2250SSNPT	10" x 2" NPT	1	1.399	0.0247	10" => 250 mm	2" NPT	0.70	2.48	3.54	3.62	2.64	3.26	2.56	0.79
27NGSFC2315SSNPT	12" x 2" NPT	1	1.156	0.0244	12" => 315 mm	2" NPT	0.70	2.48	3.54	3.62	2.64	3.22	2.56	0.79
27NGSFC2355450SSNPT	14" x 2" NPT 18" x 2" NPT	1	1.154	0.0242	14" => 355 mm ÷ 18" => 450 mm	2" NPT	0.70	2.48	3.54	3.62	2.64	3.19	2.56	0.79
27NGSFC2500630SSNPT	20" x 2" NPT 24" x 2" NPT	1	1.152	0.024	20" => 500 mm ÷ 24" => 630 mm	2" NPT	0.70	2.48	3.54	3.62	2.64	3.16	2.56	0.79

Attention: scraping the pipe surface to remove oxidation before welding the side fusion saddle

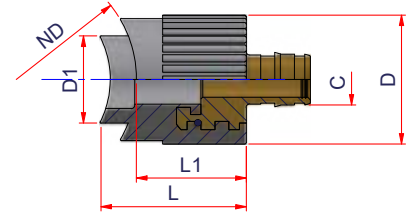


INSTAHEADER™ PEX ADAPTER (ASTM F 1960) FUSION WELDING SOCKLET

Material: PP-RCT - PEX

Range: 1¼" x ½" ÷ 12" x 1"

Note: for instaheader parts which are to be welded to a an SDR17 pipe diameters of 3½" (110mm) and less, the pressure rating of the completed part will be derated to 50% of the standard pressure rating for the SDR17 pipe. This limitation does not apply to pipes that are SDR11 or thicker.



Code	Size	Carton Qty	Weight lb/p.	Volume ft ³ /p.	ND	C (IPS)	D1	D	L1	L
27NPGS124050	1¼" x ½"	70	0.22	0.0031	1¼" => 40 mm	½"	0.98	1.46	1.24	1.77
	1½" x ½"				1½" => 50 mm					
27NPGS126375	2" x ½"	70	0.215	0.0029	2" => 63 mm	½"	0.98	1.46	1.24	1.65
	2½" x ½"				2½" => 75 mm					
27NPGS1290110125	3" x ½"	70	0.215	0.0029	3" => 90 mm	½"	0.98	1.46	1.24	1.61
	3½" x ½"				3½" => 110 mm					
	4" x ½"				4" => 125 mm					
27NPGS584050	1¼" x ⅝"	1	0.212	0.0033	1¼" => 40 mm	⅝"	0.98	1.46	1.24	1.77
	1½" x ⅝"				1½" => 50 mm					
27NPGS586375	2" x ⅝"	1	0.211	0.0031	2" => 63 mm	⅝"	0.98	1.46	1.24	1.65
	2½" x ⅝"				2½" => 75 mm					
27NPGS5890110125	3" x ⅝"	1	0.211	0.0031	3" => 90 mm	⅝"	0.98	1.46	1.24	1.61
	3½" x ⅝"				3½" => 110 mm					
	4" x ⅝"				4" => 125 mm					
27NPGS344050	1¼" x ¾"	50	0.308	0.0044	1¼" => 40 mm	¾"	0.98	1.65	1.32	1.85
	1½" x ¾"				1½" => 50 mm					
27NPGS346375	2" x ¾"	50	0.308	0.0042	2" => 63 mm	¾"	0.98	1.65	1.32	1.73
	2½" x ¾"				2½" => 75 mm					
27NPGS3490110125	3" x ¾"	50	0.308	0.0042	3" => 90 mm	¾"	0.98	1.65	1.32	1.69
	3½" x ¾"				3½" => 110 mm					
	4" x ¾"				4" => 125 mm					
27NPGS16375	2" x 1"	30	0.492	0.0085	2" => 63 mm	1"	1.26	2.13	1.5	2.05
	2½" x 1"				2½" => 75 mm					
27NPGS190110125	3" x 1"	30	0.632	0.0083	3" => 90 mm	1"	1.26	2.13	1.5	1.97
	3½" x 1"				3½" => 110 mm					
	4" x 1"				4" => 125 mm					
27NPGS1250315	10" x 1"	35	0.478	0.0081	10" => 250 mm	1"	1.26	2.13	1.5	1.89
	12" x 1"				12" => 315 mm					

Attention: scraping the pipe surface to remove oxidation before welding the side fusion saddle

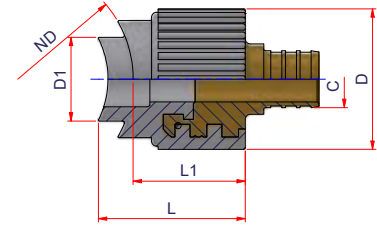


INSTAHEADER™ PEX ADAPTER (CRIMP RING - ASTM F 1807) FUSION WELDING SOCKETLET

Material: PP-RCT - PEX

Range: 1¼" x ½" ÷ 4" x 1"

Note: for instaheader parts which are to be welded to an SDR17 pipe diameters of 3½" (110mm) and less, the pressure rating of the completed part will be derated to 50% of the standard pressure rating for the SDR17 pipe. This limitation does not apply to pipes that are SDR11 or thicker.



Code	Size	Carton Qty	Weight lb/p.	Volume ft³/p.	ND	C (IPS)	D1	D	L1	L
27NPGSCR124050	1¼" x ½"	1	0.22	0.0032	1¼" => 40 mm	½"	0.98	1.46	1.24	1.77
	1½" x ½"				1½" => 50 mm					
27NPGSCR126375	2" x ½"	1	0.22	0.0031	2" => 63 mm	½"	0.98	1.46	1.24	1.65
	2½" x ½"				2½" => 75 mm					
27NPGSCR1290110125	3" x ½"	1	0.22	0.0030	3" => 90 mm	½"	0.98	1.46	1.24	1.61
	3½" x ½"				3½" => 110 mm					
	4" x ½"				4" => 125 mm					
27NPGSCR344050	1¼" x ¾"	1	0.317	0.0043	1¼" => 40 mm	¾"	0.98	1.65	1.32	1.85
	1½" x ¾"				1½" => 50 mm					
27NPGSCR346375	2" x ¾"	1	0.318	0.0041	2" => 63 mm	¾"	0.98	1.65	1.32	1.73
	2½" x ¾"				2½" => 75 mm					
27NPGSCR3490110125	3" x ¾"	1	0.317	0.0040	3" => 90 mm	¾"	0.98	1.65	1.32	1.69
	3½" x ¾"				3½" => 110 mm					
	4" x ¾"				4" => 125 mm					
27NPGSCR16375	2" x 1"	1	0.624	0.0082	2" => 63 mm	1"	1.26	2.13	1.50	2.05
	2½" x 1"				2½" => 75 mm					
27NPGSCR190110125	3" x 1"	1	0.624	0.0080	3" => 90 mm	1"	1.26	2.13	1.50	1.97
	3½" x 1"				3½" => 110 mm					
	4" x 1"				4" => 125 mm					
27NPGSCR1160200	3" x 1"	1	0.613	0.0076	6" => 160 mm	1"	1.26	2.13	1.50	1.85
	3½" x 1"				8" => 200 mm					
	4" x 1"									

Attention: scraping the pipe surface to remove oxidation before welding the side fusion saddle

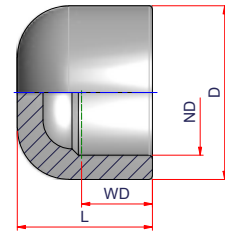


END CAP - SOCKET FUSION

Material: PP-RCT

Range: ½" ÷ 4"

Notes: FM 1635 Approved



Code	Size	Carton Qty	Weight lb/p.	Volume ft ³ /p.	ND	S	D	WD	L
27NCC20	½"	200	0.025	0.0009	½" = > 20 mm	0.13	1.18	9/16	1.14
27NCC25	¾"	130	0.040	0.0015	¾" = > 25 mm	0.17	1.40	5/8	1.34
27NCC32	1"	80	0.083	0.0029	1" = > 32 mm	0.21	1.77	11/16	1.58
27NCC40	1 ¼"	50	0.106	0.0043	1 ¼" = > 40 mm	0.26	2.13	13/16	1.65
27NCC50	1 ½"	35	0.157	0.0074	1 ½" = > 50 mm	0.33	2.60	15/16	1.89
27NCC63	2"	30	0.337	0.0137	2" = > 63 mm	0.41	3.27	1 1/16	2.21
27NCC75	2 ½"	10	0.638	0.0211	2 ½" = > 75 mm	0.49	3.90	1 3/16	2.40
27NCC90	3"	8	0.715	0.0315	3" = > 90 mm	0.59	4.72	1 5/16	2.44
27NCC110	3 ½"	8	1.265	0.0527	3 ½" = > 110 mm	0.72	5.83	1 7/16	2.68
27NCC125	4"	14	1.834	0.0802	4" = > 125 mm	0.82	6.61	1 9/16	3.17

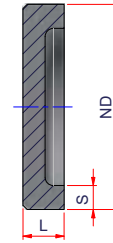


END CAP - SHORT SPIGOT

Material: PP-RCT

Range: 6" ÷ 12"

Notes: Fabricated fitting. For butt fusion



SDR7.4

Code	Size	Carton Qty	Weight lb/p.	Volume ft ³ /p.	ND	S	L
27NCC16073MS	6"	1	1.585	0.0452	6"=> 160 mm	0.86	1.97
27NCC20073MS	8"	1	2.610	0.0707	8"=> 200 mm	1.08	1.97
27NCC25073MS	10"	1	6.627	0.1766	10"=> 250 mm	1.35	3.15
27NCC31573MS	12"	1	10.52	0.2804	12"=> 315 mm	1.70	3.15



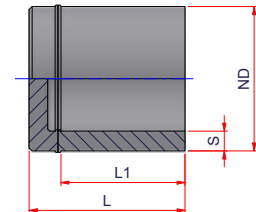
END CAP - LONG SPIGOT

Material: PP-RCT

Range: 6" ÷ 12"

Notes: For butt fusion or electrofusion welding

Fabricated fitting + Elongated. ATTENTION: Made to order



SDR7.4

Code	Size	Carton Qty	Weight lb/p.	Volume ft ³ /p.	ND	S	L1	L
27NCC16073MB	6"	1	3.565	0.0431	6"=> 160 mm	0.86	4.25	5.91
27NCC20073MB	8"	1	6.440	0.0628	8"=> 200 mm	1.08	5.24	6.89
27NCC25073MB	10"	1	16.626	0.131	10"=> 250 mm	1.35	8.35	11.5
27NCC31573MB	12"	1	34.318	0.2259	12"=> 315 mm	1.70	12.59	15.74

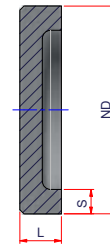


END CAP - SHORT SPIGOT

Material: PP-RCT

Range: 10" ÷ 14"

Notes: Fabricated fitting. For butt fusion



SDR9

Code	Size	Carton Qty	Weight lb/p.	Volume ft ³ /p.	ND	S	L
27NCC2509MS	10"	1	-	-	10"=> 250 mm	1.09	3.15
27NCC3159MS	12"	1	-	-	12"=> 315 mm	1.38	3.15
27NCC3559MS	14"	1	-	-	14"=> 355 mm	1.55	3.15



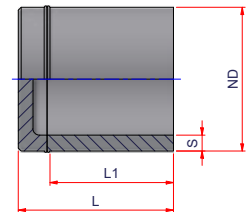
END CAP - LONG SPIGOT

Material: PP-RCT

Range: 6" ÷ 14"

Notes: For butt fusion or electrofusion welding

Fabricated fitting + Elongated. **ATTENTION: Made to order**



SDR9

Code	Size	Carton Qty	Weight lb/p.	Volume ft ³ /p.	ND	S	L1	L
27NCC1609MB	6"	1	2.960	0.0431	6"=> 160 mm	0.70	4.25	5.91
27NCC2009MB	8"	1	5.838	0.0628	8"=> 200 mm	0.87	5.24	6.89
27NCC2509MB	10"	1	15.094	0.131	10"=> 250 mm	1.09	8.35	11.5
27NCC3159MB	12"	1	28.776	0.2259	12"=> 315 mm	1.38	12.59	15.74
27NCC3559MB	14"	1	38.73	0.2546	14"=> 355 mm	1.55	12.59	15.74



(A)



END CAP - SHORT SPIGOT

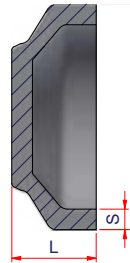
Material: PP-RCT

Range: 10" ÷ 20"

Notes: For butt fusion or electrofusion welding

Fabricated fitting. ATTENTION: Made to order

(B)



SDR11

Code	Type	Size	Carton Qty	Weight lb/p.	Volume ft ³ /p.	ND	S	L
27NCC25011MS	A	10"	4	3.931	0.2164	10"=> 250 mm	0.89	3.86
27NCC31511MS	A	12"	48	7.079	0.4139	12"=> 315 mm	1.13	4.65
27NCC35511MS	A	14"	1	9.623	0.3934	14"=> 355 mm	1.27	3.48
27NCC40011MS	B	16"	4	16.104	0.4521	16"=> 400 mm	1.43	3.15
27NCC45011MS	B	18"	1	20.381	0.5722	18"=> 450 mm	1.61	3.15
27NCC50011MS	B	20"	1	25.694	0.7064	20"=> 500 mm	1.79	3.15



(A)



END CAP - LONG SPIGOT

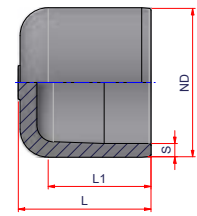
Material: PP-RCT

Range: 2" ÷ 20"

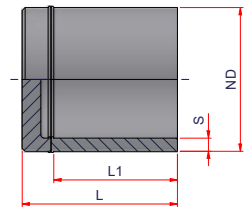
Notes: For butt fusion or electrofusion welding

Type A: Injected fitting

Type B: Fabricated fitting + Elongated. ATTENTION: Made to order




(B)



SDR11

Code	Type	Size	Carton Qty	Weight lb/p.	Volume ft ³ /p.	ND	S	L1	L
27NCC6311M	A	2"	70	0.291	0.011	2" => 63 mm	5.8	2.76	3.82
27NCC7511M	A	2½"	40	0.447	0.0128	2½" => 75 mm	6.8	2.95	3.74
27NCC9011M	A	3"	30	0.708	0.0169	3" => 90 mm	8.2	3.15	4.13
27NCC11011M	A	3½"	18	1.203	0.0235	3½" => 110 mm	10	3.54	4.69
27NCC12511M	A	4"	24	1.700	0.0287	4" => 125 mm	11.4	3.74	5.04
27NCC16011M	A	6"	16	3.224	0.0405	6" => 160 mm	14.6	4.25	5.56
27NCC20011M	A	8"	24	6.138	0.0617	8" => 200 mm	18.2	5.24	6.77
27NCC25011MB	B	10"	1	16.784	0.1336	10" => 250 mm	22.7	7.87	11.73
27NCC31511MB	B	12"	1	42.966	0.1966	12" => 315 mm	28.6	9.06	13.7
27NCC35511MB	B	14"	1	50.73	0.2475	14" => 355 mm	32.2	11.81	15.3
27NCC40011MB	B	16"	1	66.189	0.3011	16" => 400 mm	36.3	12.59	16.52
27NCC45011MB	B	18"	1	87.786	0.3552	18" => 450 mm	40.9	13.39	17.32
27NCC50011MB	B	20"	1	113.106	0.4126	20" => 500 mm	45.4	14.96	18.11



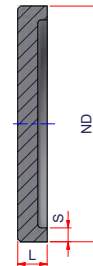
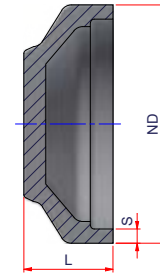
END CAP - SHORT SPIGOT

Material: PP-RCT

Range: 10" ÷ 24"

Notes: For butt fusion or electrofusion welding

Fabricated fitting. ATTENTION: Made to order



SDR17

Code	Type	Size	Carton Qty	Weight lb/p.	Volume ft ³ /p.	ND	S	L
27NCC25017MS	A	10"	4	3.571	0.2164	10"=> 250 mm	0.58	3.86
27NCC31517MS	A	12"	48	6.583	0.4139	12"=> 315 mm	0.74	4.65
27NCC35517MS	A	14"	1	9.116	0.3934	14"=> 355 mm	0.83	3.48
27NCC40017MS	B	16"	1	9.453	0.2827	16"=> 400 mm	0.93	1.97
27NCC45017MS	B	18"	1	19.572	0.5722	18"=> 450 mm	1.05	3.15
27NCC50017MS	B	20"	1	24.76	0.7064	20"=> 500 mm	1.17	3.15
27NCC56017MS	B	22"	1	32.78	0.8861	22"=> 560 mm	1.31	3.15
27NCC63017MS	B	24"	1	41.488	1.1215	24"=> 630 mm	1.47	3.15



(A)



END CAP - LONG SPIGOT

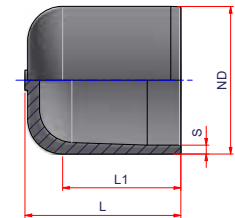
Material: PP-RCT

Range: 2" ÷ 24"

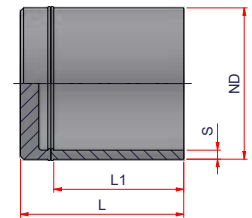
Notes: For butt fusion or electrofusion welding

Type A: Injected fitting

Type B: Fabricated fitting + Elongated. ATTENTION: Made to order



(B)



SDR17

Code	Type	Size	Carton Qty	Weight lb/p.	Volume ft ³ /p.	ND	S	L1	L
27NCC6317M	A	2"	1	0.200	0.0098	2" => 63 mm	3.8	2.76	3.43
27NCC7517M	A	2½"	45	0.312	0.0128	2½" => 75 mm	4.5	2.95	3.74
27NCC9017M	A	3"	30	0.488	0.0169	3" => 90 mm	5.4	3.19	4.13
27NCC11017M	A	3½"	18	0.824	0.0229	3½" => 110 mm	6.6	3.46	4.57
27NCC12517M	A	4"	24	1.152	0.0287	4" => 125 mm	7.4	3.74	5.04
27NCC16017M	A	6"	40	2.169	0.0408	6" => 160 mm	9.5	4.25	5.59
27NCC20017M	A	8"	24	4.211	0.0606	8" => 200 mm	11.9	5.35	6.65
27NCC25017MB	B	10"	1	12.585	0.1336	10" => 250 mm	14.8	7.87	11.73
27NCC31517MB	B	12"	1	26.76	0.1966	12" => 315 mm	18.7	9.06	13.7
27NCC35517MB	B	14"	1	34.752	0.2475	14" => 355 mm	21.1	11.81	15.3
27NCC40017MB	B	16"	1	45.852	0.3011	16" => 400 mm	23.7	12.59	16.52
27NCC45017MB	B	18"	1	68.381	0.3552	18" => 450 mm	26.7	13.39	17.32
27NCC50017MB	B	20"	1	88.059	0.4126	20" => 500 mm	29.7	14.96	18.11
27NCC56017MB	B	22"	1	116.303	0.4823	22" => 560 mm	33.2	15.75	18.9
27NCC63017MB	B	24"	1	155.217	0.5876	24" => 630 mm	37.4	17.32	20.47

(A)

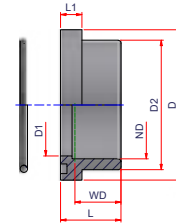


STUB FLANGE - SOCKET FUSION

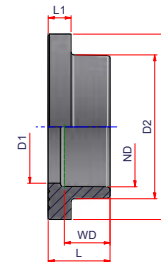
Material: PP-RCT - NBR O'ring

Range: 1" ÷ 4"

Note: From 1" to 2½" with o'ring. From 3" to 4" gasket is not included



(B)



Code	Type	Size ND (PP)	Carton Qty	Weight lb/p.	Volume ft ³ /p.	ND	D1	D2	D	WD	L1	L
27NCOSA32	A	1"	100	0.048	0.0024	1" = > 32 mm	1.11	1.61	2.01	11/16	0.39	1.02
27NCOSA40	A	1¼"	50	0.088	0.0043	1¼" = > 40 mm	1.42	1.95	2.52	13/16	0.52	1.18
27NCOSA50	A	1½"	36	0.122	0.0064	1½" = > 50 mm	1.79	2.4	2.88	15/16	0.52	1.34
27NCOSA63	A	2"	25	0.176	0.0108	2" = > 63 mm	2.22	2.99	3.54	1 1/16	0.56	1.49
27NCOSA75	A	2½"	12	0.284	0.0161	2½" = > 75 mm	2.8	3.54	4.11	1 3/16	0.59	1.65
27NCOSA90	B	3"	8	0.55	0.0288	3" = > 90 mm	3.31	4.17	5.24	1 5/16	0.67	1.81
27NCOSA110	B	3½"	10	0.825	0.0477	3½" = > 110 mm	4.02	5.16	6.22	1 7/16	0.95	2.13
27NCOSA125 ⁽¹⁾	B	4"	8	0.825	0.0639	4" = > 125 mm	4.57	5.75	6.7	1 9/16	0.98	2.46

⁽¹⁾ The 4" Stub Flange on this page is for use with a 4" ANSI Backing Ring (00FLAACPP1254)

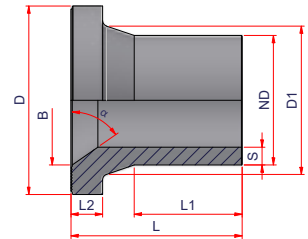



STUB FLANGE - LONG SPIGOT SDR 7.4

Material: PP-RCT

Range: 1" ÷ 12"

Notes: Injected fitting. For butt fusion or electrofusion welding



SDR7.4

Code		Size ND (PP)	ANSI 150# HOLE PATTERN	Carton Qty	Weight lb/p.	Volume ft ³ /p.	ND	S	D1	D	L1	L2	L	B	α
27NCRT3273		1"	1"	40	0.115	0.0109	1" => 32 mm	0.17	1.65	2.48	1.73	0.41	3.07	1.26	72.5°
27NCRT4073		1¼"	1¼"	1	0.186	0.0176	1¼" => 40 mm	0.22	1.93	2.83	2.48	0.43	3.78	1.57	55°
27NCRT5073		1½"	1½"	1	0.369	0.0278	1½" => 50 mm	0.27	2.36	3.23	2.76	0.71	4.61	1.97	67.5°
27NCRT6373		2"	2"	30	0.514	0.0417	2" => 63 mm	0.34	2.95	3.96	2.83	0.71	4.61	2.44	77°
27NCRT7573		2½"	2½"	40	0.804	0.064	2½" => 75 mm	0.41	3.5	4.69	3.27	0.83	5.04	2.87	74.5°
27NCRT9073		3"	3"	30	1.077	0.0812	3" => 90 mm	0.48	4.13	5.22	3.62	0.79	5.16	3.62	68°
27NCRT11073		3½"	4"	1	1.629	0.1239	3½" => 110 mm	0.59	5.04	6.3	3.9	0.87	5.39	4.17	69°
27NCRT12573		4"	4"	40	2.034	0.1347	4" => 125 mm	0.67	5.2	6.3	3.94	0.93	5.87	4.33	74.5°
27NCRT12573A5 ⁽¹⁾		4"	5"	1	2.929	0.219	4" => 125 mm	0.67	5.51	7.52	4.09	1.24	6.69	5.59	57°
27NCRT16073		6"	6"	1	3.911	0.2684	6" => 160 mm	0.86	6.89	8.39	4.23	1.1	6.59	5.71	72.5°
27NCRT20073		8"	8"	1	7.76	0.5496	8" => 200 mm	1.08	9.13	10.63	5.43	1.69	8.41	8.15	65°
27NCRT25073		10"	10"	1	11.634	0.7811	10" => 250 mm	1.35	11.22	12.6	5.24	1.89	8.5	10.2	62.5°
27NCRT31573		12"	12"	1	19.59	1.1216	12" => 315 mm	1.7	12.76	14.57	5.47	2.03	9.13	11.02	65°

Please contact our technical department for use with butterfly valves to check compatibility • ⁽¹⁾ The 5" Stub Flange on this page is for use with a 5" ANSI Backing Ring (Use with special flange 00FLAVN057)



STUB FLANGE - LONG SPIGOT

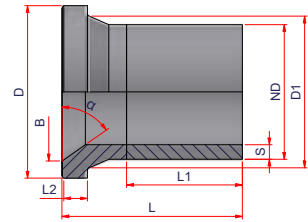
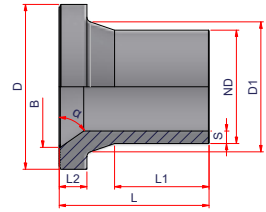
Material: PP-RCT

Range: 1" ÷ 14"

Notes: For butt fusion or electrofusion welding

Type A: Injected fitting

Type B: Fabricated fitting + Elongated. **ATTENTION: Made to order**



SDR9

Code	Type	Size ND (PP)	ANSI 150# HOLE PATTERN	Carton Qty	Weight lb/p.	Volume ft ³ /p.	ND	S	D1	D	L1	L2	L	B	α
27NCRT329	A	1"	1"	1	0.108	0.0109	1" => 32 mm	0.14	1.65	2.48	1.73	0.41	3.07	1.26	72.5°
27NCRT409	A	1¼"	1¼"	1	0.165	0.0176	1¼" => 40 mm	0.18	1.93	2.83	2.48	0.43	3.78	1.57	55°
27NCRT509	A	1½"	1½"	1	0.338	0.0278	1½" => 50 mm	0.22	2.36	3.23	2.76	0.71	4.61	1.97	67.5°
27NCRT639	A	2"	2"	1	0.475	0.0417	2" => 63 mm	0.28	2.95	3.96	2.83	0.71	4.61	2.44	77°
27NCRT759	A	2½"	2½"	1	0.734	0.064	2½" => 75 mm	0.33	3.5	4.69	3.27	0.83	5.04	2.87	74.5°
27NCRT909	A	3"	3"	1	0.977	0.0812	3" => 90 mm	0.4	4.13	5.22	3.62	0.79	5.16	3.62	68°
27NCRT1109	A	3½"	4"	1	1.473	0.1239	3½" => 110 mm	0.48	5.04	6.3	3.9	0.87	5.39	4.17	69°
27NCRT1259	A	4"	4"	1	1.817	0.1347	4" => 125 mm	0.55	5.2	6.3	3.94	0.93	5.87	4.33	74.5°
27NCRT1259A5 ⁽¹⁾	A	5"	5"	1	2.917	0.219	4" => 125 mm	0.55	5.51	7.52	3.98	1.24	6.69	5.59	57°
27NCRT1609	A	6"	6"	1	3.515	0.2684	6" => 160 mm	0.7	6.89	8.39	4.23	1.1	6.59	5.71	72.5°
27NCRT2009	A	8"	8"	1	9.753	0.7852	8" => 200 mm	0.88	9.04	10.63	7.28	1.57	12.01	8.19	65°
27NCRT2509	A	10"	10"	1	15.565	1.2006	10" => 250 mm	1.1	11.02	12.6	8.35	1.97	13.07	10.2	65°
27NCRT3159	A	12"	12"	1	31.045	2.1272	12" => 315 mm	1.39	13.11	14.57	12.6	2.05	17.32	11.02	65°
27NCRT3559MB	B	14"	14"	1	38.545	3.2182	14" => 355 mm	1.56	14.69	16.91	13.39	1.65	19.45	13.39	67.5°

Please contact our technical department for use with butterfly valves to check compatibility • ⁽¹⁾ The 5" Stub Flange on this page is for use with a 5" ANSI Backing Ring (Use with special flange 00FLAVN057)

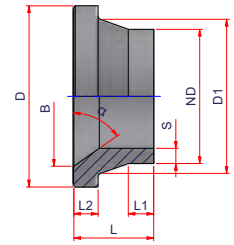


STUB FLANGE - SHORT SPIGOT

Material: PP-RCT

Range: 14"

Notes: Fabricated fitting. For butt fusion welding



SDR9

Code	Size ND (PP)	ANSI 150# HOLE PATTERN	Carton Qty	Weight lb/p.	Volume ft ³ /p.	ND	S	D1	D	L1	L2	L	B	α
27NCRT3559S	14"	14"	1	13.299	1.0028	14" => 355 mm	1.55	13.98	16.91	2.72	1.65	6.06	13.31	67.5°

(A)



(B)



(C)



STUB FLANGE - LONG SPIGOT

Material: PP-RCT

Range: 1¼" ÷ 20"

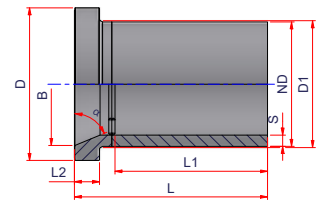
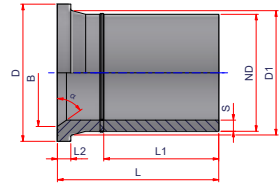
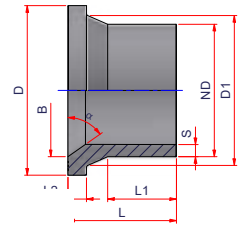
Notes: For butt fusion or electrofusion welding

Type A: Injected fitting

Type B: Fabricated fitting + Elongated.

Type C: Fabricated fitting + Elongated (should only be used with butterfly valves).

ATTENTION Type B & C: Made to order



SDR11

Code	Type	Size ND (PP)	ANSI 150# HOLE PATTERN	Carton Qty	Weight lb/p.	Volume ft ³ /p.	ND	S	D1	D	L1	L2	L	B	α
27NCRT4011	A	1¼"	1¼"	30	0.205	0.0176	1¼" => 40 mm	0.15	1.93	2.83	2.48	0.43	3.78	1.57	55°
27NCRT5011	A	1½"	1½"	24	0.293	0.023	1½" => 50 mm	0.18	2.36	3.23	2.56	0.47	3.82	1.97	55°
27NCRT6311	A	2"	2"	30	0.469	0.0407	2" => 63 mm	0.23	2.95	3.96	2.74	0.67	4.49	2.5	70°
27NCRT7511	A	2½"	2½"	48	0.665	0.059	2½" => 75 mm	0.27	3.5	4.69	3.03	0.67	4.65	2.83	79°
27NCRT9011	A	3"	3"	30	1.203	0.0806	3" => 90 mm	0.32	4.13	5.22	3.7	0.71	5.12	3.46	70°
27NCRT11011	A	3½"	4"	48	1.627	0.1202	3½" => 110 mm	0.39	4.92	6.3	3.66	0.75	5.24	4.29	67.5°
27NCRT12511	A	4"	4"	40	1.727	0.1202	4" => 125 mm	0.45	5.2	6.3	3.82	0.79	5.24	4.29	67.5°
27NCRT12511A5 ⁽²⁾	A	4"	5"	40	2.059	0.2213	4" => 125 mm	0.45	5.59	7.56	4.35	1.02	6.69	5.35	68.5°
27NCRT16011	A	6"	6"	24	3.868	0.2576	6" => 160 mm	0.57	6.89	8.41	4.07	0.96	6.3	5.98	74°
27NCRT20011	A	8"	8"	12	7.077	0.5377	8" => 200 mm	0.72	9.06	10.55	5.59	1.22	8.35	8.15	68°
27NCRT25011	A	10"	10"	18	9.717	0.6964	10" => 250 mm	0.9	10.94	12.52	4.72	1.32	7.68	10.2	65°
27NCRT31511	A	12"	12"	12	13.383	0.9911	12" => 315 mm	1.13	12.72	14.57	5.35	1.77	8.07	12.2	67.5°
27NCRT35511MB	B	14"	14"	1	33.417	3.0686	14" => 355 mm	1.27	14.69	16.91	13.39	1.65	19.45	13.39	67.5°
27NCRT40011MB	B	16"	16"	1	48.12	3.8964	16" => 400 mm	1.43	16.02	19.29	15.75	1.85	19.06	14.57	67.5°
27NCRT40011MBV ⁽¹⁾	C	16"	16"	1	43.986	4.2226	16" => 400 mm	1.43	16.06	19.29	12.4	3.07	19.61	15.51	67.5°
27NCRT45011MB	B	18"	18"	1	59.866	5.2812	18" => 450 mm	1.61	18.11	21.42	13.39	2.32	21.06	17.56	60°
27NCRT45011MBV ⁽¹⁾	C	18"	18"	1	56.500	4.8074	18" => 450 mm	1.61	17.72	21.42	13.39	3.17	18.11	17.56	65°
27NCRT50011MB	B	20"	20"	1	77.113	6.7065	20" => 500 mm	1.79	20.16	23.03	14.96	2.32	22.64	19.02	67.5°

⁽¹⁾ This part number should only be used with butterfly valves • Please contact our technical department for use with butterfly valves to check compatibility • ⁽²⁾ The 5" Stub Flange on this page is for use with a 5" ANSI Backing Ring (Use with special flange 00FLAVN057)

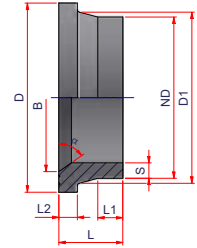


STUB FLANGE - SHORT SPIGOT

Material: PP-RCT

Range: 14" ÷ 20"

Notes: Fabricated fitting. For butt fusion welding



SDR11

Code	Size ND (PP)	ANSI 150# HOLE PATTERN	Carton Qty	Weight lb/p.	Volume ft ³ /p.	ND	S	D1	D	L1	L2	L	B	α
27NCRT35511S	14"	14"	14	8.908	1.0028	14" => 355 mm	1.27	13.98	16.91	2.72	1.65	6.06	13.31	67.5°
27NCRT40011S	16"	16"	11	12.587	1.264	16" => 400 mm	1.43	15.75	19.29	2.56	1.85	5.87	14.57	67.5°
27NCRT40011SV ⁽¹⁾	16"	16"	1	23.788	1.5557	16" => 400 mm	1.43	16.06	19.19	2.6	3.07	7.3	15.51	67.5°
27NCRT45011S	18"	18"	8	17.266	2.0468	18" => 450 mm	1.61	18.11	21.46	3.54	2.32	7.68	17.56	60°
27NCRT50011S	20"	20"	6	20.85	2.3572	20" => 500 mm	1.79	20.16	23.03	3.68	2.34	7.68	19	67.5°

⁽¹⁾ This part number should only be used with butterfly valves • Please contact our technical department for use with butterfly valves to check compatibility.

(A)



STUB FLANGE - LONG SPIGOT SDR 17

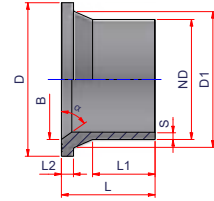
Material: PP-RCT

Range: 2" ÷ 24"

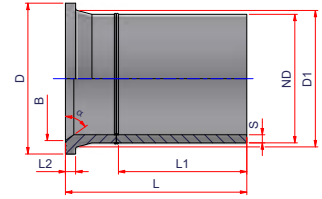
Notes: For butt fusion or electrofusion welding

Type A: Injected fitting

Type B: Fabricated fitting + Elongated. **ATTENTION: Made to order**



(B)



SDR17

Code	Type	Size ND (PP)	ANSI 150# HOLE PATTERN	Carton Qty	Weight lb/p.	Volume ft ³ /p.	ND	S	D1	D	L1	L2	L	B	α
27NCRT6317	A	2"	2"	30	0.367	0.0403	2" => 63 mm	0.15	2.95	3.94	2.74	0.67	4.49	2.5	70°
27NCRT7517	A	2½"	2½"	18	0.550	0.059	2½" => 75 mm	0.18	3.5	4.69	3.03	0.67	4.65	2.83	79°
27NCRT9017	A	3"	3"	30	0.880	0.0788	3" => 90 mm	0.21	4.13	5.16	3.23	0.67	5.12	3.54	75°
27NCRT11017	A	3½"	3½"	48	1.375	0.1202	3½" => 110 mm	0.26	4.92	6.3	3.66	0.75	5.24	4.29	67.5°
27NCRT12517	A	4"	4"	40	1.430	0.1288	4" => 125 mm	0.29	5.2	6.3	3.82	0.79	5.61	4.53	79°
27NCRT12517A5 ⁽¹⁾	A	4"	5"	40	1.702	0.2213	4" => 125 mm	0.29	5.59	7.56	4.35	1.02	6.69	5.35	68.5°
27NCRT16017	A	6"	6"	24	2.842	0.2539	6" => 160 mm	0.37	6.89	8.35	4.07	0.96	6.3	5.98	74°
27NCRT20017	A	8"	8"	12	5.317	0.5377	8" => 200 mm	0.47	9.06	10.55	5.59	1.22	8.35	8.11	75°
27NCRT25017	A	10"	10"	18	6.722	0.7974	10" => 250 mm	0.58	11.22	12.6	5.63	1.38	8.68	10.2	70°
27NCRT31517	A	12"	12"	12	10.817	0.9911	12" => 315 mm	0.74	12.64	14.57	5.39	1.77	8.07	12.2	67.5°
27NCRT35517MB	B	14"	14"	1	23.432	0.3317	14" => 355 mm	0.83	14.69	16.91	13.39	1.65	19.45	13.39	67.5°
27NCRT40017MB	B	16"	16"	1	30.761	0.4169	16" => 400 mm	0.93	15.75	19.29	12.6	1.85	18.46	14.57	67.5°
27NCRT45017MB	B	18"	18"	1	41.621	0.5310	18" => 450 mm	1.05	18.11	21.42	13.39	2.32	21.06	17.56	60°
27NCRT50017MB	B	20"	20"	1	54.55	0.6139	20" => 500 mm	1.17	20.16	23.03	14.96	2.32	22.64	19.02	67.5°
27NCRT56017MB	B	22"	22"	1	65.088	0.7532	22" => 560 mm	1.31	22.24	25.51	15.75	1.91	20.47	20.47	75°
27NCRT63017MB	B	24"	24"	1	91.732	0.8419	24" => 630 mm	1.47	25.24	26.97	16.54	1.91	23.62	23.03	72.5°

⁽¹⁾ The 5" Stub Flange on this page is for use with a 5" ANSI Backing Ring (Use with special flange 00FLAVN057) • Please contact our technical department for use with butterfly valves to check compatibility.

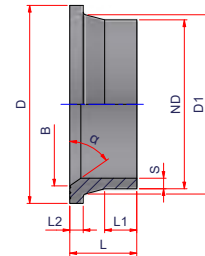


STUB FLANGE - SHORT SPIGOT SDR 17

Material: PP-RCT

Range: 14" ÷ 24"

Notes: Fabricated fitting. For butt fusion welding



SDR17

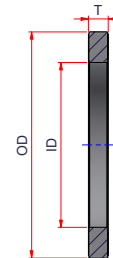
Code	Size ND (PP)	ANSI 150# HOLE PATTERN	Carton Qty	Weight lb/p.	Volume ft ³ /p.	ND	S	D	D1	L1	L2	L	B	α
27NCRT35517S	14"	14"	12	8.908	0.1158	14"=> 355 mm	0.83	16.93	13.98	4.72	1.12	5.91	13.31	67.5°
27NCRT40017S	16"	16"	1	12.471	0.1298	16"=> 400 mm	0.93	18.98	15.75	2.56	1.85	5.91	15.51	67.5°
27NCRT45017S	18"	18"	8	17.266	0.1659	18"=> 450 mm	1.05	21.42	18.07	2.91	1.75	6.69	17.56	65°
27NCRT50017S	20"	20"	6	20.850	0.1837	20"=> 500 mm	1.17	23.03	20.03	3.27	1.75	6.89	18.9	67.5°
27NCRT56017S	22"	22"	1	20.485	0.1394	22"=> 560 mm	1.31	25.51	22.23	1.26	1.91	4.72	20.47	75°
27NCRT63017S	24"	24"	5	29.507	0.2213	24"=> 630 mm	1.47	26.97	25.23	4.8	1.91	7.09	23.03	72.5°



STUB FLANGE SPACER

Material: PP-RCT Grey

Range: 6" ÷ 24"



Code	Size ND (PP)	Carton Qty	Weight lb/p.	Volume ft ³ /p.	ND (PP)	ID	OD	T
27NCRTSPACER160	6"	1	0.831	0.0397	6"=> 160 mm	6.22	8.54	0.94
27NCRTSPACER200	8"	1	1.176	0.0636	8"=> 200 mm	8.27	10.81	0.94
27NCRTSPACER250	10"	1	1.163	0.0831	10"=> 250 mm	10.24	12.36	0.94
27NCRTSPACER315	12"	1	2.427	0.138	12"=> 315 mm	12.40	15.93	0.94
27NCRTSPACER355	14"	1	2.896	0.162	14"=> 355 mm	13.58	17.54	0.91
27NCRTSPACER400	16"	1	4.046	0.2111	16"=> 400 mm	15.12	20.02	0.91
27NCRTSPACER450	18"	1	3.556	0.2421	18"=> 450 mm	17.56	21.44	0.91
27NCRTSPACER500	20"	1	2.487	0.2764	20"=> 500 mm	20.47	22.91	0.91
27NCRTSPACER560	22"	1	5.589	0.3503	22"=> 560 mm	20.67	25.79	0.91
27NCRTSPACER630	24"	1	11.778	0.7381	24"=> 630 mm	24.02	26.97	1.42

(A)



STUB FLANGE

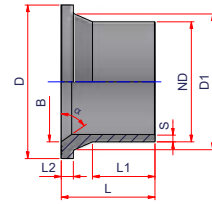
Material: PP-RCT

Range: 6" ÷ 32"

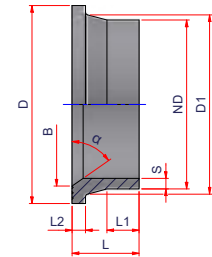
Notes: Type A: Long Spigot - For butt fusion or electrofusion welding

Type B: Short Spigot - For butt fusion welding.

ATTENTION: Made to order



(B)



SDR21

Code	Type	Size ND (PP)	ANSI 150# HOLE PATTERN	Carton Qty	Weight lb/p.	Volume ft ³ /p.	ND	S	D1	D	L1	L2	L	B	α
27NCRT16021*	A	6"	6"	1	2.021	0.2539	6" => 160 mm	0.3	6.89	8.35	4.07	0.96	6.3	5.98	74°
27NCRT20021*	A	8"	8"	1	4.016	0.5377	8" => 200 mm	0.37	9.06	10.55	5.59	1.22	8.35	8.11	75°
27NCRT25021*	A	10"	10"	1	6.200	0.7974	10" => 250 mm	0.47	11.22	12.6	5.63	1.38	8.68	10.2	70°
27NCRT31521*	A	12"	12"	1	8.206	0.9911	12" => 315 mm	0.59	12.64	14.57	5.39	1.77	8.07	12.2	67.5°
27NCRT35521S*	B	14"	14"	1	7.78	1.0032	14" => 355 mm	0.67	14.06	16.91	2.72	1.65	6.06	13.31	67.5°
27NCRT40021S*	B	16"	16"	1	11.009	1.2634	16" => 400 mm	0.75	15.75	19.29	2.56	1.85	5.87	14.57	67.5°
27NCRT45021S**	B	18"	18"	1	17.109	2.0454	18" => 450 mm	0.84	18.11	21.46	3.54	2.32	7.68	17.56	60°
27NCRT50021S**	B	20"	20"	1	19.949	2.3567	20" => 500 mm	0.94	20.16	23.03	3.68	2.34	7.68	19	67.5°
27NCRT56021S**	B	22"	22"	1	15.859	1.7795	22" => 560 mm	1.05	22.22	25.51	1.26	1.91	4.72	20.47	75°
27NCRT63021S**	B	24"	24"	1	20.818	2.9827	24" => 630 mm	1.18	25.24	26.97	2.76	1.91	7.09	23.03	72.5°
27NCRT71021S**	B	28"	-	1	36.832	3.5434	28" => 710 mm	1.33	28.9	30.98	1.38	2.56	6.38	-	-
27NCRT80021S**	B	32"	-	1	54.352	5.5533	32" => 800 mm	1.5	32.91	35.63	3.23	2.36	7.56	-	-

Please contact our technical department for use with butterfly valves to check compatibility.

(A)



STUB FLANGE

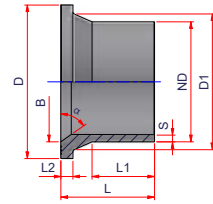
Material: PP-RCT

Range: 6" ÷ 38"

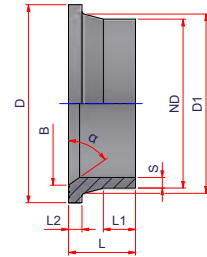
Notes: Type A: Long Spigot - For butt fusion or electrofusion welding

Type B: Short Spigot - For butt fusion welding.

ATTENTION: Made to order



(B)



SDR26

Code	Type	Size ND (PP)	ANSI 150# HOLE PATTERN	Carton Qty	Weight lb/p.	Volume ft ³ /p.	ND	S	D1	D	L1	L2	L	B	α
27NCRT16026*	A	6"	6"	1	1.819	0.2539	6" => 160 mm	0.24	6.89	8.35	4.07	0.96	6.3	5.98	74°
27NCRT20026*	A	8"	8"	1	3.66	0.5377	8" => 200 mm	0.3	9.06	10.55	5.59	1.22	8.35	8.11	75°
27NCRT25026*	A	10"	10"	1	5.612	0.7974	10" => 250 mm	0.38	11.22	12.6	5.63	1.38	8.68	10.2	70°
27NCRT31526*	A	12"	12"	1	7.273	0.9911	12" => 315 mm	0.48	12.64	14.57	5.39	1.77	8.07	12.2	67.5°
27NCRT35526S*	B	14"	14"	1	7.135	1.0032	14" => 355 mm	0.54	14.06	16.91	2.72	1.65	6.06	13.31	67.5°
27NCRT40026S*	B	16"	16"	1	10.108	1.2634	16" => 400 mm	0.61	15.75	19.29	2.56	1.85	5.87	14.57	67.5°
27NCRT45026S**	B	18"	18"	1	15.747	2.0454	18" => 450 mm	0.68	18.11	21.46	3.54	2.32	7.68	17.56	60°
27NCRT50026S**	B	20"	20"	1	18.149	2.3567	20" => 500 mm	0.76	20.16	23.03	3.68	2.34	7.68	19	67.5°
27NCRT56026S**	B	22"	22"	1	14.641	1.7795	22" => 560 mm	0.85	22.22	25.51	1.26	1.91	4.72	20.47	75°
27NCRT63026S**	B	24"	24"	1	18.278	2.9827	24" => 630 mm	0.95	25.24	26.97	2.76	1.91	7.09	23.03	72.5°
27NCRT71026S**	B	28"	-	1	32.524	3.5434	28" => 710 mm	1.08	28.9	30.98	1.38	2.56	6.38	-	-
27NCRT80026S**	B	32"	-	1	47.87	5.5533	32" => 800 mm	1.21	32.91	35.63	3.23	2.36	7.56	-	-
27NCRT90026S**	B	34"	-	1	46.64	4.9441	36" => 900 mm	1.36	37.01	39.37	0.79	2.17	5.51	-	-
27NCRT100026S**	B	38"	-	1	56.005	5.6565	40" => 1000 mm	1.51	41.22	43.7	0.79	2.36	5.12	-	-

Please contact our technical department for use with butterfly valves to check compatibility.

(A)



STUB FLANGE

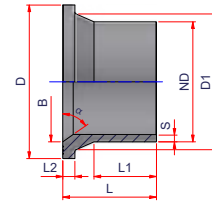
Material: PP-RCT

Range: 6" ÷ 38"

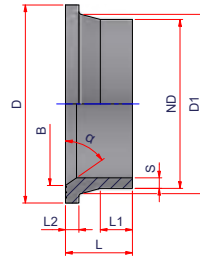
Notes: Type A: Long Spigot - For butt fusion or electrofusion welding

Type B: Short Spigot - For butt fusion welding.

ATTENTION: Made to order



(B)



SDR33

Code	Type	Size ND (PP)	ANSI 150# HOLE PATTERN	Carton Qty	Weight lb/p.	Volume ft³/p.	ND	S	D1	D	L1	L2	L	B	α
27NCRT16033*	A	6"	6"	1	1.629	0.2539	6" => 160 mm	0.19	6.89	8.35	4.07	0.96	6.3	5.98	74°
27NCRT20033*	A	8"	8"	1	3.325	0.5377	8" => 200 mm	0.24	9.06	10.55	5.59	1.22	8.35	8.11	75°
27NCRT25033*	A	10"	10"	1	5.059	0.7974	10" => 250 mm	0.3	11.22	12.6	5.63	1.38	8.68	10.2	70°
27NCRT31533*	A	12"	12"	1	6.394	0.9911	12" => 315 mm	0.38	12.64	14.57	5.39	1.77	8.07	12.2	67.5°
27NCRT35533S*	B	14"	14"	1	6.505	1.0032	14" => 355 mm	0.42	14.06	16.91	2.72	1.65	6.06	13.31	67.5°
27NCRT40033S*	B	16"	16"	1	9.251	1.2634	16" => 400 mm	0.48	15.75	19.29	2.56	1.85	5.87	14.57	67.5°
27NCRT45033S**	B	18"	18"	1	14.444	2.0454	18" => 450 mm	0.54	18.11	21.46	3.54	2.32	7.68	17.56	60°
27NCRT50033S**	B	20"	20"	1	16.389	2.3567	20" => 500 mm	0.6	20.16	23.03	3.68	2.34	7.68	19	67.5°
27NCRT56033S**	B	22"	22"	1	13.32	1.7795	22" => 560 mm	0.67	22.22	25.51	1.26	1.91	4.72	20.47	75°
27NCRT63033S**	B	24"	24"	1	15.711	2.9827	24" => 630 mm	0.75	25.24	26.97	2.76	1.91	7.09	23.03	72.5°
27NCRT71033S**	B	28"	-	1	28.614	3.5434	28" => 710 mm	0.85	28.9	30.98	1.38	2.56	6.38	-	-
27NCRT80033S**	B	32"	-	1	41.986	5.5533	32" => 800 mm	0.95	32.91	35.63	3.23	2.36	7.56	-	-
27NCRT90033S**	B	34"	-	1	41.209	4.9441	36" => 900 mm	1.07	37.01	39.37	0.79	2.17	5.51	-	-
27NCRT100033S**	B	38"	-	1	49.78	5.6565	40" => 1000 mm	1.19	41.22	43.7	0.79	2.36	5.12	-	-

Please contact our technical department for use with butterfly valves to check compatibility.



TREX PROJECT WINCHESTER VIRGINIA

United Rentals



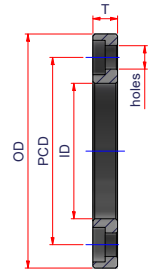
BACKING RING ANSI/ASA 150# FR-PP ENCAPSULATED DUCTILE IRON

Range: 1" ÷ 10" and 24"

Note: 00FLAACPP1254 should only be used with 4" socket fusion 27NCOSA125

00FLAACPP1104 can be use with ALL 3 1/2" stub flanges and 4" long spigot

(*) Dual purpose ANSI B16.5 150lbs (use 4 holes for the ø903); EN 1092



Code	Size Stub flange	ANSI 150# HOLE PATTERN	Weight lb/p.	Volume ft³/p.	Size ND (PP)	OD	ID	PCD	T	holes	N° holes
00FLAACPP321	1"	1"	2.20	0.0066	1" => 32 mm	4.25	1.73	3.13	0.63	0.63	4
00FLAACPP40114	1 1/4"	1 1/4"	2.64	0.0077	1 1/4" => 40 mm	4.61	2.05	3.50	0.63	0.63	4
00FLAACPP50112	1 1/2"	1 1/2"	3.30	0.0103	1 1/2" => 50 mm	5.00	2.44	3.88	0.71	0.63	4
00FLAACPP632	2"	2"	4.40	0.0147	2" => 63 mm	5.98	3.07	4.74	0.71	0.79	4
00FLAACPP75212	2 1/2"	2 1/2"	5.28	0.0202	2 1/2" => 75 mm	7.01	3.62	5.49	0.71	0.79	4
00FLAACPP903 (*)	3"	3"	5.94	0.0259	3" => 90 mm	7.52	4.33	5.98	0.79	0.79	8
00FLAACPP1104 (*)	3 1/2 LS-SF" - 4" LS	4"	8.360	0.0370	3 1/2" (110), 4" (125)	9.00	5.24	7.50	0.79	0.79	8
00FLAACPP1254 (*)	4" SF	4"	10.78	0.0370	3 1/2" => 110 mm	9.00	5.83	7.50	0.79	0.75	8
00FLAACPP1606	6"	6"	14.85	0.0712	6" => 160 mm	10.00	7.01	9.49	1.02	0.91	8
00FLAACPP2008	8"	8"	17.60	0.1076	8" => 200 mm	13.50	9.25	11.75	1.02	0.91	8
00FLAACPP25010	10"	10"	26.40	0.1744	10" => 250 mm	15.98	11.42	14.25	1.18	1.00	12
00FLAACPP63024	24"	24"	75.00	1.0726	24" => 630 mm	32.00	25.08	29.50	1.81	1.37	20

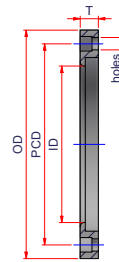
SF > SOCKET FUSION • LS > LONG SPIGOT

(A)




BACKING RING ANSI/ASA 150# EPOXY COATED DUCTILE IRON

Range: 2" ÷ 24"



(B)

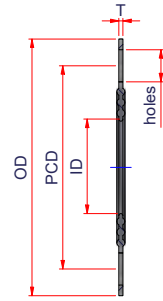


Code	Type	Size Stub flange	ANSI 150# HOLE PATTERN	Weight lb/p.	Volume ft ³ /p.	Size ND (PP)	OD	ID	PCD	T	holes	N° holes
00FLAVN632	NEW A	2"	2"	2.177	0.0156	2" => 63 mm	6	3.07	4.75	0.75	0.75	4
00FLAVN75212	A	2½"	2½"	3.522	0.025	2½" => 75 mm	7	3.62	5.5	0.88	0.75	4
00FLAVN903	NEW A	3"	3"	4.057	0.0306	3" => 90 mm	7.5	4.33	6	0.94	0.75	4
00FLAVN1104	NEW A	3 ½ LS-SF" 4" LS	4"	5.509	0.0441	3½" => 110 mm 4" => 125 mm	9	5.24	7.5	0.94	0.75	8
00FLAVN1254	NEW A	4" SF	4"	4.095	0.0441	4" => 125 mm	9	5.83	7.5	0.94	0.75	8
00FLAVN057	A	4" (A5)	5"	6.400	-	4" => 125 mm	10.12	5.69	8.5	0.94	0.875	8
00FLAVN1606	NEW A	6"	6"	7.849	0.07	6" => 160 mm	11	7.01	9.5	1	0.88	8
00FLAVN2008	NEW A	8"	8"	12.192	0.1181	8" => 200 mm	13.5	9.25	11.75	1.12	0.88	8
00FLAVN25010	NEW A	10"	10"	16.327	0.1763	10" => 250 mm	16	11.42	14.25	1.19	1.00	12
00FLAVN127	B	12"	12"	32.787	0.2925	12" => 315 mm	19	12.92	17	1.40	1.00	12
00FLAVN147	B	14"	14"	43.837	0.4134	14" => 355 mm	21	14.18	18.75	1.62	1.125	12
00FLAVN167	B	16"	16"	61.661	0.5753	16" => 400 mm	23.5	16.19	21.25	1.80	1.125	16
00FLAVN187	B	18"	18"	63.129	0.3979	18" => 450 mm	25	18.2	22.75	1.10	1.25	16
00FLAVN207	B	20"	20"	82.878	0.5252	20" => 500 mm	27.5	20.37	25	1.20	1.25	20
00FLAVN227	B	22"	22"	97.606	0.7655	22" => 560 mm	29.5	22.38	27.25	1.52	1.375	20
00FLAVN63024	A	24"	24"	117.075	1.4815	24" => 630 mm	32	25.08	29.5	2.50	1.38	20



GASKET LOW - STRESS EPDM

Material: EPDM
Range: 1" ÷ 24"



Code	Size ND (PP)	ANSI 150# HOLE PATTERN	Carton Qty	Weight lb/p.	Volume ft³/p.	ND	OD	ID	PCD	T	holes	N° holes
00GRET321	1"	1"	1	0.11	0.0013	1" = > 32 mm	4.25	1.16	3.13	0.125	0.62	4
00GRET40114	1¼"	1¼"	1	0.13	0.0016	1¼" = > 40 mm	4.63	1.25	3.50	0.125	0.62	4
00GRET50112	1½"	1½"	1	0.15	0.0018	1½" = > 50 mm	5.00	1.72	3.87	0.125	0.62	4
00GRET632	2"	2"	1	0.18	0.0026	2" = > 63 mm	6.00	2.16	4.75	0.125	0.75	4
00GRET75212	2½"	2½"	1	0.2	0.0035	2½" = > 75 mm	7.00	2.50	5.50	0.125	0.75	4
00GRET903	3"	3"	1	0.22	0.0041	3" = > 90 mm	7.50	3.15	6.00	0.125	0.75	4
00GRET1104	3½" - 4"	4"	1	0.26	0.0052	3½" = > 110 mm	8.50	3.46	7.5	0.125	0.75	8
00GRET1255*	4"	5"	1	0.29	0.0059	5" = > 125 mm	10.00	4.06	8.5	0.125	0.75	8
00GRET1606	6"	6"	1	0.31	0.0088	6" = > 160 mm	11.00	6.14	9.50	0.125	0.88	8
00GRET2008	8"	8"	1	0.33	0.0132	8" = > 200 mm	13.50	8.10	11.75	0.125	0.88	8
00GRET25010	10"	10"	1	0.35	0.0185	10" = > 250 mm	16.00	10.13	14.25	0.125	1.00	12
00GRET31512	12"	12"	1	0.37	0.0261	12" = > 315 mm	19.00	12.22	17.00	0.125	1.00	12
00GRET35514	14"	14"	1	0.44	0.0319	14" = > 355 mm	21.00	13.87	18.75	0.125	1.12	12
00GRET40016	16"	16"	1	0.48	0.0399	16" = > 400 mm	23.50	15.81	21.25	0.125	1.12	16
00GRET45018	18"	18"	1	0.55	0.0452	18" = > 450 mm	25.00	17.90	22.75	0.125	1.25	16
00GRET50020	20"	20"	1	0.65	0.0547	20" = > 500 mm	27.5	19.96	25	0.125	1.25	20
00GRET63024	24"	24"	1	0.75	0.0741	24" = > 630 mm	32	23.94	29.5	0.125	1.37	20

**4 inch gasket to be used when 5 inch ANSI 150# hole pattern and dimensions are required.

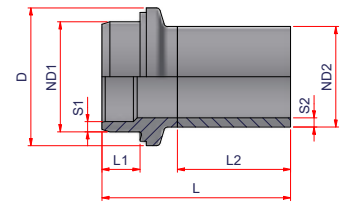


'M' CAST IRON FLANGE ADAPTER

Material: PP-RCT

Range: 3" ÷ 12"

Notes: For butt welding or electrofusion welding



SDR11

Code	Size	Carton Qty	Weight lb/p.	Volume ft ³ /p.	ND 1 (DIPS)	S1	ND2 (mm)	S2	D	L1	L2	L
27NIMJ039011	3"	1	2.189	0.1952	3" DIPS	0.36	3" => 90mm	0.32	5.75	2.01	5.52	10.2
27NIMJ0411011	3½"	1	2.408	0.2646	4" DIPS	0.44	3½" => 110mm	0.39	6.63	2.21	6.5	10.4
27NIMJ0412511	4"	1	2.723	0.2646	4" DIPS	0.44	4" => 125mm	0.45	6.63	2.21	6.5	10.4
27NIMJ0616011	6"	1	5.719	0.509	6" DIPS	0.63	6" => 160mm	0.58	8.63	2.38	7.09	11.81
27NIMJ0820011	8"	1	11.098	0.8955	8" DIPS	0.82	8" => 200mm	0.72	10.75	2.38	7.68	13.39
27NIMJ1025011	10"	1	20.446	1.5595	10" DIPS	1.01	10" => 200mm	0.89	13.25	2.25	8.66	15.35
27NIMJ1231511	12"	1	29.494	2.1067	12" DIPS	1.2	12" => 315mm	1.13	15.4	1.73	8.66	15.35

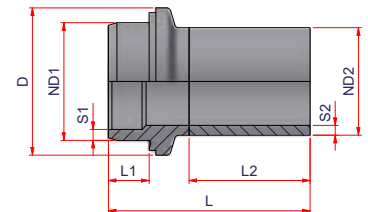


'M' CAST IRON FLANGE ADAPTER

Material: PP-RCT

Range: 3" ÷ 12"

Notes: For butt welding or electrofusion welding



SDR17

Code	Size	Carton Qty	Weight lb/p.	Volume ft ³ /p.	ND 1 (DIPS)	S1	ND2 (mm)	S2	D	L1	L2	L
27NIMJ039017	3"	1	1.922	0.1952	3" DIPS	0.36	3" => 90mm	0.21	5.75	2.01	5.52	10.2
27NIMJ0411017	3½"	1	1.992	0.2646	4" DIPS	0.44	3½" => 110mm	0.25	6.63	2.21	6.5	10.4
27NIMJ0412517	4"	1	2.185	0.2646	4" DIPS	0.44	4" => 125mm	0.29	6.63	2.21	6.5	10.4
27NIMJ0616017	6"	1	4.671	0.509	6" DIPS	0.63	6" => 160mm	0.37	8.63	2.38	7.09	11.81
27NIMJ0820017	8"	1	9.188	0.8955	8" DIPS	0.82	8" => 200mm	0.46	10.75	2.38	7.68	13.39
27NIMJ1025017	10"	1	17.039	1.5595	10" DIPS	1.01	10" => 250mm	0.58	13.25	2.25	8.66	15.35
27NIMJ1231517	12"	1	23.734	2.1067	12" DIPS	1.2	12" => 315mm	0.73	15.4	1.73	8.66	15.35

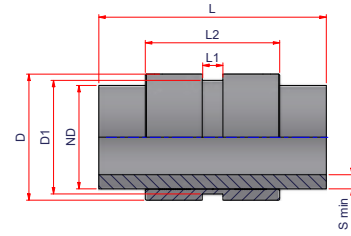


ANCHOR POINT

Material: PP-RCT

Range: 6" ÷ 12"

Notes: For butt welding or electrofusion welding
except 125mm is only to be used with butt fusion



SDR 7.4 - 9 - 11 - 17

Code	Size	Fusion range DR	Carton Qty	Weight lb/p.	Volume ft ³ /p.	ND1	S min	D1	D	L1	L2	L
27NAP16073	6"	7.4	1	12.206	0.6174	6" => 160 mm	0.86	6.69	8.23	1.58	7.64	16
27NAP20073	8"	7.4	1	20.407	0.9243	8" => 200 mm	1.08	8.66	9.6	1.58	10.24	20
27NAP25073	10"	7.4	1	34.618	1.6319	10" => 250 mm	1.35	10.75	12.28	2.25	10.43	21
27NAP31573	12"	7.4	1	55.981	2.5668	12" => 315 mm	1.71	12.76	14.72	2.25	12.6	23
27NAP1609	6"	9	1	10.972	0.6174	6" => 160 mm	0.70	6.69	8.23	1.58	7.64	16
27NAP2009	8"	9	1	18.181	0.9243	8" => 200 mm	0.87	8.66	9.6	1.58	10.24	20
27NAP2509	10"	9	1	30.901	1.6319	10" => 250 mm	1.09	10.75	12.28	2.25	10.43	21
27NAP3159	12"	9	1	49.484	2.5668	12" => 315 mm	1.38	12.76	14.72	2.25	12.6	23
27NAP16011	6"	11	1	9.909	0.6174	6" => 160 mm	0.57	6.69	8.23	1.58	7.64	16
27NAP20011	8"	11	1	16.378	0.9243	8" => 200 mm	0.71	8.66	9.6	1.58	10.24	20
27NAP25011	10"	11	1	27.864	1.6319	10" => 250 mm	0.89	10.75	12.28	2.25	10.43	21
27NAP31511	12"	11	1	44.256	2.5668	12" => 315 mm	1.13	12.76	14.72	2.25	12.6	23
27NAP16017	6"	17	1	8.165	0.6174	6" => 160 mm	0.37	6.69	8.23	1.58	7.64	16
27NAP20017	8"	17	1	13.378	0.9243	8" => 200 mm	0.46	8.66	9.6	1.58	10.24	20
27NAP25017	10"	17	1	22.851	1.6319	10" => 250 mm	0.58	10.75	12.28	2.25	10.43	21
27NAP31517	12"	17	1	35.573	2.5668	12" => 315 mm	0.74	12.76	14.72	2.25	12.6	23



1.3. ELECTROFUSION FITTINGS



(A)

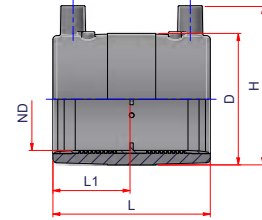


ELECTROFUSION COUPLING

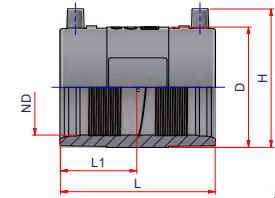
Material: PP-RCT

Range: 1/2" ÷ 12"

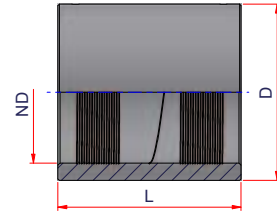
Notes: Weldable on pipes SDR 7.4, 9, 11 & 17



(B)



(C)



SDR7.4

Code	SDR	Type	Size	Carton Qty	Weight lb/p.	Volume ft ³ /p.	ND	D	L1	L	H
27NME2073	7.4	A	1/2"	100	0.121	0.0043	1/2" => 20 mm	1.30	1.34	2.76	2.05
27NME2573	7.4	A	3/4"	120	0.131	0.0055	3/4" => 25 mm	1.52	1.34	2.76	2.28
27NME3273	7.4	A	1"	60	0.164	0.0073	1" => 32 mm	1.79	1.34	2.76	2.56
27NME4073	7.4	A	1 1/4"	50	0.264	0.0124	1 1/4" => 40 mm	2.17	1.61	3.35	2.95
27NME5073	7.4	A	1 1/2"	40	0.33	0.0185	1 1/2" => 50 mm	2.68	1.67	3.47	3.43
27NME6373	7.4	A	2"	30	0.484	0.0284	2" => 63 mm	3.23	1.67	3.86	3.94
27NME7573	7.4	A	2 1/2"	24	0.752	0.0493	2 1/2" => 75 mm	3.86	2.4	4.92	4.49
27NME9073	7.4	B	3"	30	1.111	0.0758	3" => 90 mm	4.45	2.84	5.75	5.12
27NME11073	7.4	B	3 1/2"	22	1.460	0.1071	3 1/2" => 110 mm	5.35	3.03	6.10	5.67
27NME12573	7.4	B	4"	16	2.200	0.1534	4" => 125 mm	6.16	3.23	6.54	6.58
27NME16073	7.4	C	6"	24	3.300	0.3026	6" => 160 mm	8.23	-	7.72	-
27NME20073	7.4	C	8"	42	8.773	0.5332	8" => 200 mm	10.04	-	9.14	-
27NME25073	7.4	C	10"	36	9.532	0.9137	10" => 250 mm	12.28	-	10.47	-
27NME31573	7.4	C	12"	12	35.657	1.4355	12" => 315 mm	15.75	-	10	-



(A)

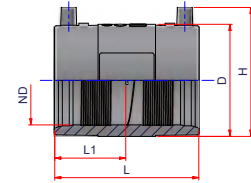


ELECTROFUSION COUPLING

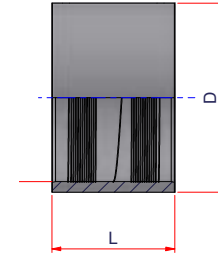
Material: PP-RCT

Range: 3" ÷ 20"

Notes: Weldable on pipes SDR 11 & 17



(B)



SDR11

Code	SDR	Type	Size	Carton Qty	Weight lb/p.	Volume ft ³ /p.	ND	D	L1	L	H
27NME9011	11	A	3"	30	1.111	0.0758	3" => 90 mm	4.45	2.84	5.75	5.12
27NME11011	11	A	3½"	22	1.460	0.1071	3½" => 110 mm	5.35	3.03	6.10	5.67
27NME12511	11	A	4"	16	2.200	0.1534	4" => 125 mm	6.16	3.23	6.54	6.58
27NME16011	11	A	6"	24	3.300	0.2365	6" => 160 mm	7.48	3.41	6.89	7.93
27NME20011	11	A	8"	14	4.777	0.3681	8" => 200 mm	9.13	3.60	7.28	9.57
27NME25011	11	A	10"	36	9.533	0.7975	10" => 250 mm	11.93	4.82	9.65	11.97
27NME31511	11	B	12"	18	19.322	1.2969	12" => 315 mm	15.00	4.97	9.96	15.00
27NME35511 (*)	11	B	14"	9	45.467	2.2852	14" => 355 mm	17.71	-	12.59	-
27NME40011	11	B	16"	8	44.248	2.4247	16" => 400 mm	19.29	-	11.26	-
27NME45011	11	B	18"	6	45.856	3.2909	18" => 450 mm	20.67	-	13.31	-
27NME50011	11	B	20"	1	55.762	4.8614	20" => 500 mm	24.02	-	14.56	-



(A)

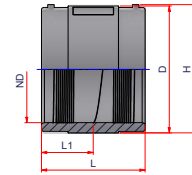


ELECTROFUSION COUPLING

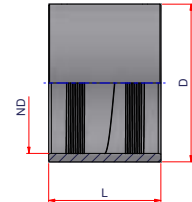
Material: PP-RCT

Range: 6", 8", 22", 24"

Notes: Weldable on pipe SDR 17



(B)



SDR17

Code	SDR	Type	Size	Carton Qty	Weight lb/p.	Volume ft ³ /p.	ND	D	L1	L	H
27NME16017	17	A	6"	24	3.307	0.2206	6" => 160 mm	7.13	3.43	6.89	7.76
27NME20017	17	A	8"	14	3.622	0.3498	8" => 200 mm	8.90	3.62	7.28	9.33
27NME56017	17	B	22"	3	46.297	5.6058	22" => 560 mm	24.8	-	15.75	-
27NME63017	17	B	24"	3	84.878	7.6076	24" => 630 mm	27.55	-	17.32	-

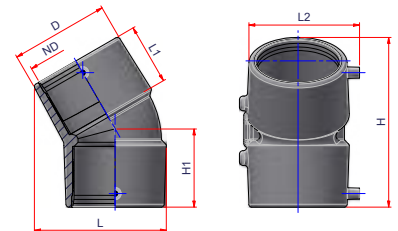


ELECTROFUSION 30° ELBOW

Material: PP-RCT

Range: 3" ÷ 8"

Notes: Weldable on pipes SDR 11 & 17



SDR11

Code	SDR	Size	Carton Qty	Weight lb/p.	Volume ft ³ /p.	ND	D	L1	L2	L	H1	H
27NCEM3090	11	3"	20	1.496	0.1557	3" => 90 mm	4.68	2.76	5.28	6.19	3.69	8.23
27NCEM30110	11	3½"	12	2.310	0.2322	3½" => 110 mm	5.51	3.27	6.06	7.22	4.21	9.17
27NCEM30125	11	4"	8	3.146	0.3240	4" => 125 mm	6.1	3.49	6.79	7.92	4.51	10.41
27NCEM30160	11	6"	14	5.962	0.4977	6" => 160 mm	7.64	3.43	8.21	9.54	4.88	10.98
27NCEM30200	11	8"	6	10.45	0.8972	8" => 200 mm	9.57	3.84	9.86	11.84	5.88	13.28



(A)



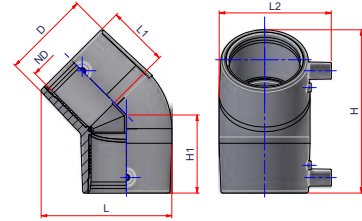
ELECTROFUSION 45° ELBOW

Material: PP-RCT

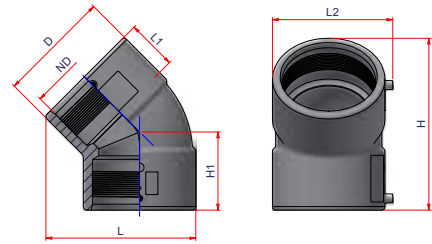
Range: 1" ÷ 10"

Notes: Until ø4" weldable on pipes SDR 7.4, 9, 11 & 17

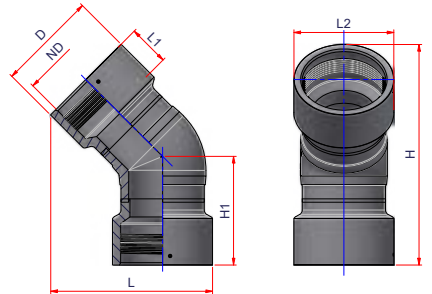
From ø6" weldable on pipes SDR 11 & 17



(B)



(C)



SDR7.4 - 11

Code	SDR	Type	Size	Carton Qty	Weight lb/p.	Volume ft³/p.	ND	D	L1	L2	L	H1	H
27NCEM32	7.4	A	1"	60	0.194	0.0150	1" => 32 mm	1.77	1.42	2.48	2.76	1.83	3.70
27NCEM40	7.4	A	1¼"	45	0.306	0.0248	1¼" => 40 mm	2.20	1.65	2.95	3.31	2.13	4.33
27NCEM50	7.4	A	1½"	35	0.371	0.0377	1½" => 50 mm	2.56	1.89	3.31	3.88	2.46	5.06
27NCEM63	7.4	A	2"	20	0.79	0.0626	2" => 63 mm	3.23	2.13	3.98	4.65	2.78	5.81
27NCEM75	7.4	A	2½"	14	0.976	0.0928	2½" => 75 mm	3.74	2.36	4.45	5.35	3.19	6.65
27NCEM90	7.4	A	3"	15	1.984	0.1814	3" => 90 mm	4.69	2.76	5.71	6.63	3.88	8.17
27NCEM110	7.4	A	3½"	12	2.618	0.271	3½" => 110 mm	5.39	3.27	6.36	7.76	4.51	9.49
27NCEM125	7.4	A	4"	8	4.092	0.3566	4" => 125 mm	5.91	3.46	7.09	8.62	4.84	10.31
27NCEM160	11	B	6"	12	6.448	0.5759	6" => 160 mm	7.64	3.39	8.33	10.22	5.28	11.69
27NCEM200	11	B	8"	6	11.895	1.0567	8" => 200 mm	9.57	3.90	9.86	12.78	6.57	14.49
27NCEM250	11	C	10"	10	30.622	3.3663	10" => 250 mm	11.81	4.92	11.81	19.01	12.74	25.91



ELECTROFUSION 90° ELBOW

Material: PP-RCT

Range: 1/2" ÷ 10"

Notes: Until ø3 1/2" weldable on pipes SDR 7.4, 9, 11 & 17

From ø4" weldable on pipes SDR 11 & 17

(A)



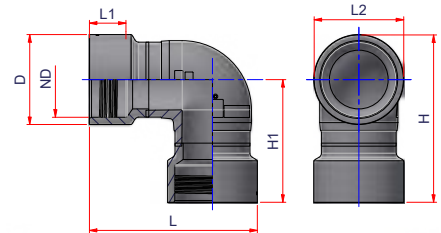
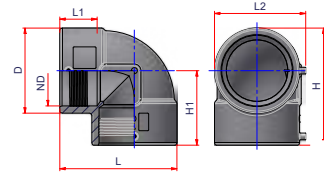
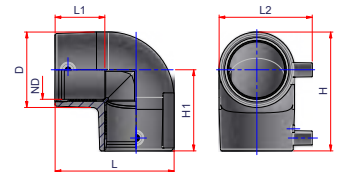
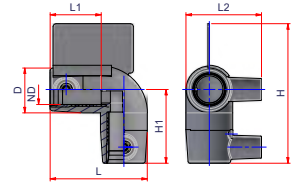
(B)



(C)



(D)



SDR7.4 - 11

Code	SDR	Type	Size	Carton Qty	Weight lb/p.	Volume ft ³ /p.	ND	D	L1	L2	L	H1	H
27NGEM20	7.4	A	1/2"	100	0.122	0.0117	1/2" => 20 mm	1.26	1.34	2.05	2.62	1.99	3.76
27NGEM25	7.4	A	3/4"	70	0.155	0.0149	3/4" => 25 mm	1.47	1.46	2.24	2.86	2.13	4.02
27NGEM32	7.4	B	1"	70	0.215	0.0148	1" => 32 mm	1.81	1.44	2.56	3.17	2.26	3.17
27NGEM40	7.4	B	1 1/4"	40	0.341	0.0232	1 1/4" => 40 mm	2.2	1.71	2.96	3.76	2.66	3.76
27NGEM50	7.4	B	1 1/2"	30	0.442	0.0356	1 1/2" => 50 mm	2.56	1.89	3.31	4.31	3.03	4.31
27NGEM63	7.4	B	2"	15	0.616	0.0579	2" => 63 mm	3.07	2.09	3.94	5.08	3.46	5.08
27NGEM75	7.4	B	2 1/2"	12	1.442	0.0904	2 1/2" => 75 mm	3.98	2.36	4.56	6.02	4.04	6.02
27NGEM90	7.4	B	3"	14	1.93	0.1544	3" => 90 mm	4.53	2.76	5.35	7.17	4.8	7.17
27NGEM110	7.4	B	3 1/2"	10	3.097	0.2417	3 1/2" => 110 mm	5.49	3.27	6.05	8.28	5.53	8.28
27NGEM125	11	B	4"	8	3.827	0.3506	4" => 125 mm	6.09	3.47	7.15	9.18	6.04	9.18
27NGEM160	11	C	6"	12	6.129	0.5295	6" => 160 mm	7.72	3.35	8.19	10.51	6.81	10.51
27NGEM200	11	C	8"	5	12.277	1.0111	8" => 200 mm	9.65	4.02	10.04	13.21	8.39	13.21
27NGEM250	11	D	10"	8	33.027	3.1866	10" => 250 mm	11.81	4.88	11.81	21.59	15.69	21.59



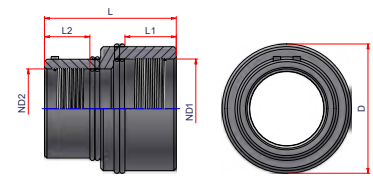
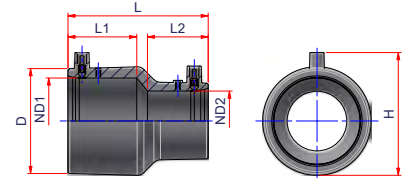
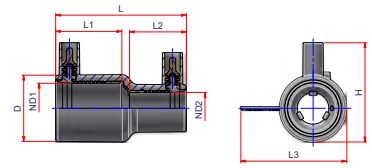
ELECTROFUSION REDUCER

Material: PP-RCT

Range: 1" x 3/4" ÷ 10" x 8"

Notes: Until ø2½" x 2" weldable on pipes SDR 7.4, 9, 11 & 17

From ø3" x 2" weldable on pipes SDR 11 & 17



SDR7.4 - 11

Code	SDR	Type	Size	Carton Qty	Weight lb/p.	Volume ft³/p.	ND1	ND2	D	L1	L2	L3	L	H
27NRDE3225	7.4	A	1" x 3/4"	18	0.202	0.0135	1" => 32 mm	3/4" => 25 mm	1.73	1.56	1.56	2.76	3.33	2.54
27NRDE4032	7.4	B	1 1/4" x 1"	20	0.253	0.0137	1 1/4" => 40 mm	1" => 32 mm	2.17	1.85	1.65	-	3.74	2.91
27NRDE5032	7.4	B	1 1/2" x 1"	20	0.308	0.0192	1 1/2" => 50 mm	1" => 32 mm	2.52	1.95	1.63	-	3.94	3.35
27NRDE5040	7.4	B	1 1/2" x 1 1/4"	10	0.374	0.0198	1 1/2" => 50 mm	1 1/4" => 40 mm	2.52	1.95	1.87	-	4.06	3.35
27NRDE6332	7.4	B	2" x 1"	16	0.475	0.0337	2" => 63 mm	1" => 32 mm	3.21	2.19	1.65	-	4.65	3.9
27NRDE6340	7.4	B	2" x 1 1/4"	18	0.502	0.0337	2" => 63 mm	1 1/4" => 40 mm	3.21	2.17	1.77	-	4.65	3.9
27NRDE6350	7.4	B	2" x 1 1/2"	18	0.49	0.0337	2" => 63 mm	1 1/2" => 50 mm	3.21	2.19	1.97	-	4.65	3.9
27NRDE7563	7.4	B	2 1/2" x 2"	12	0.689	0.0488	2 1/2" => 75 mm	2" => 63 mm	3.82	2.36	2.24	-	4.92	4.49
27NRDE9063	11	B	3" x 2"	30	1.051	0.0799	3" => 90 mm	2" => 63 mm	4.53	2.68	2.44	-	5.91	5.16
27NRDE9075	11	B	3" x 2 1/2"	32	1.048	0.0819	3" => 90 mm	2 1/2" => 75 mm	4.57	2.889	2.56	-	6.00	5.16
27NRDE1163	11	B	3 1/2" x 2"	24	1.414	0.1148	3 1/2" => 110 mm	2" => 63 mm	5.31	2.85	2.48	-	6.30	5.93
27NRDE1190	11	B	3 1/2" x 3"	24	1.456	0.1133	3 1/2" => 110 mm	3" => 90 mm	5.31	2.87	2.7	-	6.22	5.93
27NRDE1263	11	B	4" x 2"	20	1.471	0.1438	4" => 125 mm	2" => 63 mm	5.91	2.99	2.56	-	6.40	6.57
27NRDE1290	11	B	4" x 3"	16	1.612	0.1416	4" => 125 mm	3" => 90 mm	5.91	3.15	2.76	-	6.30	6.57
27NRDE1211	11	B	4" x 3 1/2"	16	1.86	0.148	4" => 125 mm	3 1/2" => 110 mm	6.14	2.76	2.81	-	6.34	6.57
27NRDE1690	11	B	6" x 3"	24	2.645	0.2485	6" => 160 mm	3" => 90 mm	7.56	3.19	2.83	-	6.97	8.15
27NRDE1611	11	B	6" x 3 1/2"	12	2.847	0.2624	6" => 160 mm	3 1/2" => 110 mm	7.56	3.19	3.03	-	7.36	8.15
27NRDE1612	11	B	6" x 4"	24	2.645	0.2368	6" => 160 mm	4" => 125 mm	7.36	3.3	2.91	-	7.03	7.91
27NRDE2016	11	C	8" x 6"	24	11.644	0.8163	8" => 200 mm	6" => 160 mm	9.88	4.53	3.94	-	14.45	-
27NRDE2520	11	C	10" x 8"	1	16.92	0.9645	10" => 250 mm	8" => 200 mm	11.81	4.92	4.53	-	11.95	-



(A)



ELECTROFUSION TEE

Material: PP-RCT

Range: ½" ÷ 10"

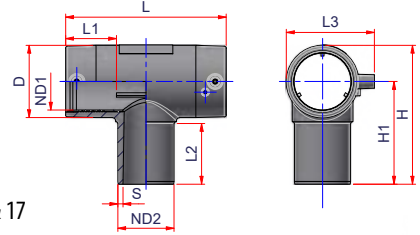
Note: Type A Single wire with spigot end

Type B Double wire

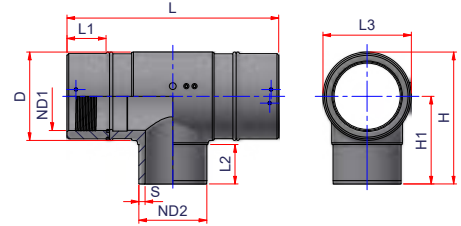
ø½" and ø¾" weldable on pipes SDR 7.4, 9, 11 & 17

ø1" weldable on pipes SDR 9, 11 & 17

From ø1¼" weldable on pipes SDR 11 & 17



(B)



SDR7.4 - 9 - 11

Code	SDR	Type	Size	Carton Qty	Weight lb/p.	Volume ft³/p.	ND1	ND2	S	D	L1	L2	L3	L	H1	H
27NTCE020	7.4	A	½"	70	0.152	0.0137	½" => 20 mm	½" => 20 mm	0.12	1.26	1.48	1.81	2.05	3.54	2.62	3.27
27NTCE025	7.4	A	¾"	30	0.176	0.0175	¾" => 25 mm	¾" => 25 mm	0.12	1.46	1.48	1.81	2.24	3.94	2.70	3.43
27NTCE032	9	A	1"	50	0.228	0.0241	1" => 32 mm	1" => 32 mm	0.12	1.73	1.48	1.85	2.52	4.34	2.95	3.80
27NTCE040	11	A	1¼"	16	0.399	0.0386	1¼" => 40 mm	1¼" => 40 mm	0.15	2.13	1.73	2.13	2.91	5.24	3.31	4.37
27NTCE050	11	A	1½"	20	0.600	0.0614	1½" => 50 mm	1½" => 50 mm	0.18	2.60	1.83	2.40	3.35	6.02	3.94	5.26
27NTCE063	11	A	2"	12	1.155	0.0981	2" => 63 mm	2" => 63 mm	0.23	3.31	2.24	2.68	3.90	7.08	4.53	6.14
27NTCE075	11	A	2½"	20	1.65	0.1381	2½" => 75 mm	2½" => 75 mm	0.27	3.78	2.28	2.83	4.41	7.72	5.12	7.01
27NTCE090	11	A	3"	10	3.058	0.2510	3" => 90 mm	3" => 90 mm	0.32	4.65	2.76	3.31	5.49	9.6	5.91	8.23
27NTCE110	11	A	3½"	7	4.101	0.3929	3½" => 110 mm	3½" => 110 mm	0.39	5.35	3.27	3.48	6.16	11.34	6.97	9.72
27NTCE125	11	A	4"	5	5.698	0.5225	4" => 125 mm	4" => 125 mm	0.45	6.26	3.46	3.70	6.85	12.4	7.54	10.63
27NTCE160	11	A	6"	8	7.838	0.6628	6" => 160 mm	6" => 160 mm	0.57	7.48	3.38	4.21	8.00	11.88	8.3	12.05
27NTCE200	11	B	8"	9	27.36	2.2275	8" => 200 mm	8" => 200 mm	0.72	10.2	4.53	4.57	10.24	24.6	10.16	15.28
27NTCE250	11	B	10"	1	39.168	3.9991	10" => 250 mm	10" => 250 mm	0.89	12.13	4.92	5.31	12.13	31.88	11.81	17.87



(A)



ELECTROFUSION REDUCED TEE WITH SPIGOT END

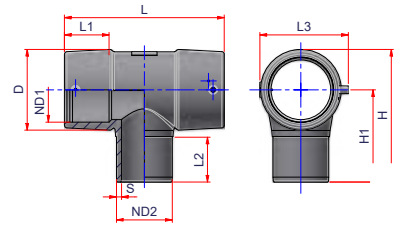
Material: PP-RCT

Range: 3½" x 2" ÷ 10" x 8"

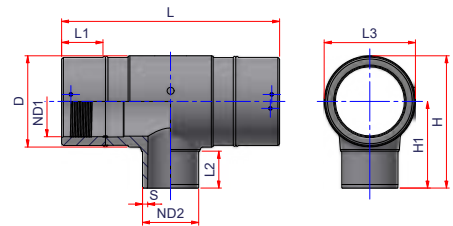
Note: Type A: Single wire with spigot end

Type B: Double wire

Weldable on pipes SDR 11 & 17



(B)



SDR11

Code	SDR	Type	Size	Carton Qty	Weight lb/p.	Volume ft³/p.	ND1	ND2	S	D	L1	L2	L3	L	H1	H
27NTER1163	11	A	3½"-2"	8	3.479	0.3501	3½"=>110 mm	2"=>63 mm	0.23	5.43	3.27	2.7	6.16	11.34	5.91	8.66
27NTER1190	11	A	3½"-3"	7	3.457	0.382	3½"=>110 mm	3"=>90 mm	0.32	5.43	3.27	3.48	6.16	11.34	6.69	9.45
27NTER1263	11	A	4"-2"	6	4.480	0.4675	4"=>125 mm	2"=>63 mm	0.23	6.26	3.46	2.7	6.85	12.4	6.38	9.51
27NTER1290	11	A	4"-3"	6	5.133	0.5063	4"=>125 mm	3"=>90 mm	0.32	6.26	3.46	3.48	6.85	12.4	6.38	10.3
27NTER1211	11	A	4"-3½"	5	5.353	0.5063	4"=>125 mm	3½"=>110 mm	0.39	6.26	3.46	3.48	6.85	12.4	6.38	10.3
27NTER1663	11	A	6"-2"	10	6.600	0.6127	6"=>160 mm	2"=>63 mm	0.23	7.48	3.38	3.09	8.00	11.88	7.28	11.14
27NTER1690	11	A	6"-3"	10	6.336	0.6237	6"=>160 mm	3"=>90 mm	0.32	7.48	3.38	3.29	8.00	11.88	7.48	11.34
27NTER1611	11	A	6"-3½"	10	6.644	0.6347	6"=>160 mm	3½"=>110 mm	0.39	7.48	3.38	3.48	8.00	11.88	7.68	11.54
27NTER1612	11	A	6"-4"	10	6.864	0.6452	6"=>160 mm	4"=>125 mm	0.45	7.48	3.38	3.68	8.00	11.88	7.87	11.73
27NTER2090	11	B	8"-3"	12	20.625	2.0773	8"=>200 mm	3"=>90 mm	0.32	10.2	4.53	3.54	10.24	24.6	9.13	14.25
27NTER2011	11	B	8"-3½"	12	16.100	2.2275	8"=>200 mm	3½"=>110 mm	0.39	10.2	4.53	4.57	10.24	24.6	10.16	15.28
27NTER2012	11	B	8"-4"	12	26.215	2.1065	8"=>200 mm	4"=>125 mm	0.45	10.2	4.53	3.74	10.24	24.6	9.33	14.45
27NTER2016	11	B	8"-6"	12	27.865	2.1633	8"=>200 mm	6"=>180 mm	0.57	10.2	4.53	4.13	10.24	24.6	9.72	14.84
27NTER2590	11	B	10"-3"	1	37.074	3.1890	10"=>250 mm	3"=>90 mm	0.32	12.13	4.92	3.54	12.13	31.88	9.13	14.25
27NTER2511	11	B	10"-3½"	1	37.339	3.4172	10"=>250 mm	3½"=>110 mm	0.39	12.13	4.92	4.57	12.13	31.88	10.16	15.27
27NTER2512	11	B	10"-4"	1	37.327	3.2360	10"=>250 mm	4"=>125 mm	0.45	12.13	4.92	3.74	12.13	31.88	9.33	14.46
27NTER2516	11	B	10"-6"	1	37.772	3.3210	10"=>250 mm	6"=>180 mm	0.57	12.13	4.92	4.13	12.13	31.88	9.72	14.84
27NTER2520	11	B	10"-8"	1	38.657	3.4195	10"=>250 mm	8"=>200 mm	0.72	12.13	4.92	4.57	12.13	31.88	10.16	15.28

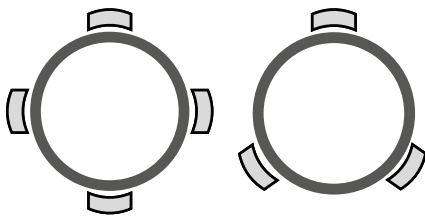


FLEX RESTRAINT MODULAR PIPE STOP

Material: PP-RCT

Range: 10" ÷ 24"

Notes: Weldable on pipe SDR 17 - 15.5 - 13.5 - 11 - 9.3 - 9 - 7.3 - 7



Placement example

The **NIRON NTF** Restrain Fitting is installed on polypropylene pipes to create fixed points to avoid accidental movement of the pipe along the line. The range covers diameters from 10" to 24".

The fixing is used to *absorb axial thrust and tensile strength up to 11,500 LBS.*

The installation must be carried out using a tensioning belt *. This belt shall be fixed along the external side of the fitting and along the circumference of the pipe and allows the device to adhere to the surface of the pipe.

The device is to be welded by electrofusion. It is therefore recommended to follow the normal procedures for the preparation of the welding area (scraping, cleaning, etc.) and carry out the welding operation itself the same way as for electrofusion fittings.

The electrofusion pipe restraint is supplied with its welding badge showing a barcode that indicates time, welding voltage, cooling time and production batch.



Code	Size	Carton Qty	Weight lb/p.	Volume ft ³ /p.	ND	L1	L2	H
27NFT03	10" ÷ 24"	1	-	-	10" ÷ 24" => 250 ÷ 630 mm	5.83	2.20	2.36

Restrains nr needed for SDR	10"	12"	14"	16"	18"	20"	24"
SDR 9	3	4	4	5	7	8	11
SDR 11	2	3	4	5	6	7	10
SDR 17	2	2	3	3	4	5	7
Max # in circumference	5	6	7	8	9	10	12

* The tensioning belt is not supplied with the device. Minimum length 3,5 times the pipe diameter (for a single weld). For several applications happening at the same time it is necessary to consider longer lengths.



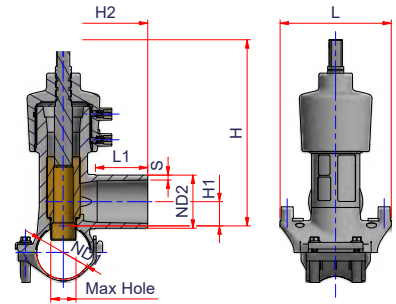
ELECTROLET™ HOT TAPPING TEE WITH INTEGRATED VALVE

Material: PP-RCT

Range: 2" x 2" ÷ 6" x 2"

Weldability notes: You must scrape the pipe before the welding of the fitting. The perforation of the pipe must be do after the cooling time.

Weldable on SDR 17 - 11 - 9 - 7.3



SDR11

Code	Size	Carton Qty	Weight lb/p.	Volume ft³/p.	ND1	ND2	S	L1	L2	L	H1	H	Max Hole
27NPREVCE06363	2" x 2"	8	-	-	2" => 63 mm	2" => 63mm	0.23	3.5	5.35	5.91	2.48	11.02	1.28
27NPREVCE09063	3" x 2"	4	-	-	3" => 90 mm	2" => 63mm	0.23	3.5	5.35	5.91	2.48	11.02	1.28
27NPREVCE11063	3½" x 2"	4	-	-	3½" => 110 mm	2" => 63mm	0.23	3.5	5.35	5.91	2.48	11.02	1.28
27NPREVCE012563	4" x 2"	6	-	-	4" => 125 mm	2" => 63mm	0.23	3.5	5.35	5.91	2.48	11.02	1.28
27NPREVCE016063	6" x 2"	3	-	-	6" => 160 mm	2" => 63mm	0.23	3.5	5.35	5.91	2.48	11.02	1.28



(A)



(B)



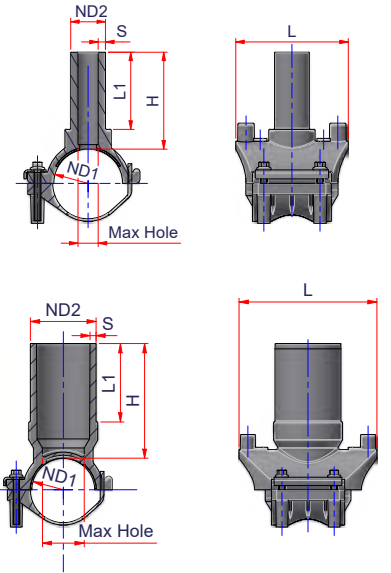
ELECTROLET™ BRANCH FITTING WITH RIGID UNDER CLAMP

Material: PP-RCT

Range: 1¼" x ½" ÷ 4" x 2"

Weldability notes: You must scrape the pipe before the welding of the fitting. The perforation of the pipe must be do after the cooling time.

OD	WELDABILITY
ø 1¼"	DR ≤ 7.4
ø 1½" ÷ 2½"	DR ≤ 11
ø > 3"	DR ≤ 17



SDR11

Code	Type	Size	Carton Qty	Weight lb/p.	Volume ft³/p.	ND1	ND2	S	L1	L	H	Max Hole
27NCOL4020	A	1¼" x ½"	1	0.155	0.0300	1¼" => 40 mm	½" => 20 mm	0.12	2.76	3.94	3.23	0.51
27NCOL5020	A	1½" x ½"	1	0.165	0.0373	1½" => 50 mm	½" => 20 mm	0.12	2.76	3.94	3.23	0.51
27NCOL6320	A	2" x ½"	1	0.180	0.0531	2" => 63 mm	½" => 20 mm	0.12	2.76	3.94	3.23	0.51
27NCOL7520	A	2½" x ½"	1	0.195	0.0584	2½" => 75 mm	½" => 20 mm	0.12	2.76	3.94	3.23	0.51
27NCOL9020	A	3" x ½"	1	0.226	0.0939	3" => 90 mm	½" => 20 mm	0.12	2.76	4.17	3.86	0.51
27NCOL11020	A	3½" x ½"	1	0.238	0.1052	3½" => 110 mm	½" => 20 mm	0.12	2.85	3.94	3.23	0.51
27NCOL12520	A	4" x ½"	1	0.289	0.1899	4" => 125 mm	½" => 20 mm	0.12	2.56	5.51	3.94	0.51
27NCOL4025	A	1¼" x ¾"	70	0.163	0.03	1¼" => 40 mm	¾" => 25 mm	0.12	2.76	3.94	3.23	0.63
27NCOL5025	A	1½" x ¾"	50	0.172	0.0373	1½" => 50 mm	¾" => 25 mm	0.12	2.76	3.94	3.23	0.63
27NCOL6325	A	2" x ¾"	40	0.187	0.0474	2" => 63 mm	¾" => 25 mm	0.12	2.76	3.94	3.23	0.63
27NCOL7525	A	2½" x ¾"	40	0.202	0.0584	2½" => 75 mm	¾" => 25 mm	0.12	2.76	3.94	3.23	0.63
27NCOL9025	A	3" x ¾"	30	0.235	0.0939	3" => 90 mm	¾" => 25 mm	0.12	2.76	4.17	3.86	0.71
27NCOL11025	A	½" x ¾"	30	0.282	0.1606	3½" => 110 mm	¾" => 25 mm	0.12	2.56	5.51	3.94	0.63
27NCOL12525	A	4" x ¾"	30	0.301	0.1899	4" => 125 mm	¾" => 25 mm	0.12	2.56	5.51	3.94	0.63
27NCOL4032	A	1¼" x 1"	70	0.172	0.0305	1¼" => 40 mm	1" => 32 mm	0.12	2.76	3.94	3.23	0.89
27NCOL5032	A	1½" x 1"	50	0.181	0.0373	1½" => 50 mm	1" => 32 mm	0.12	2.76	3.94	3.23	0.89
27NCOL6332	A	2" x 1"	70	0.196	0.0474	2" => 63 mm	1" => 32 mm	0.12	2.76	3.94	3.23	0.89
27NCOL7532	A	2½" x 1"	40	0.211	0.0584	2½" => 75 mm	1" => 32 mm	0.12	2.76	3.94	3.23	0.89
27NCOL9032	A	3" x 1"	30	0.245	0.0883	3" => 90 mm	1" => 32 mm	0.12	2.85	3.94	3.82	0.89
27NCOL11032	A	3½" x 1"	30	0.270	0.1132	3½" => 110 mm	1" => 32 mm	0.12	2.85	3.94	3.82	0.89
27NCOL12532	A	4" x 1"	30	0.316	0.1899	4" => 125 mm	1" => 32 mm	0.12	2.56	5.51	3.94	0.89

follow...



(A)

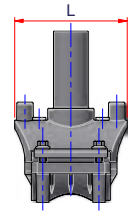
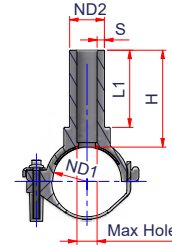


ELECTROLET™ BRANCH FITTING WITH RIGID UNDER CLAMP

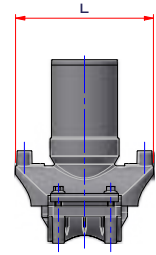
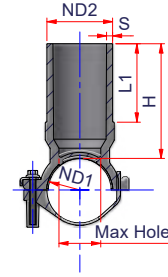
Material: PP-RCT

Range: 1¼" x ½" ÷ 4" x 2"

Weldability notes: You must scrape the pipe before the welding of the fitting. The perforation of the pipe must be do after the cooling time.



(B)



OD	WELDABILITY
ø 1¼"	DR ≤ 7.4
ø 1½" ÷ 2½"	DR ≤ 11
ø > 3"	DR ≤ 17

SDR11

Code	Type	Size	Carton Qty	Weight lb/p.	Volume ft³/p.	ND1	ND2	S	L1	L	H	Max Hole
27NCOL6340	A	2" x 1¼"	40	0.534	0.0706	2" => 63 mm	1¼" => 40mm	0.15	2.76	3.94	3.82	1.18
27NCOL7540	A	2½" x 1¼"	40	0.534	0.0706	2½" => 75 mm	1¼" => 40mm	0.15	2.76	3.94	3.82	1.18
27NCOL6350	A	2" x 1½"	50	0.655	0.0953	2" => 63 mm	1½" => 50 mm	0.18	2.95	5.2	4.33	1.46
27NCOL6363	B	2" x 2"	30	0.754	0.0953	2" => 63 mm	2" => 63 mm	0.12	2.95	5.2	4.33	1.57
27NCOL9063	A	3" x 2"	25	0.845	0.1130	3" => 90 mm	2" => 63 mm	0.12	2.76	3.94	3.23	0.63
27NCOL11063	A	3½" x 2"	20	0.935	0.1416	3½" => 110 mm	2" => 63 mm	0.12	2.85	3.94	3.82	0.89
27NCOL12563	A	4" x 2"	15	1.012	0.1882	4" => 125 mm	2" => 63 mm	0.23	3.23	5.51	3.94	1.73



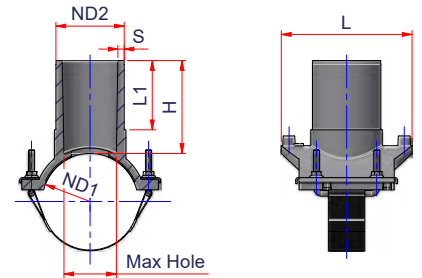
ELECTROLET™ BRANCH FITTING WITH BELT



Material: PP-RCT

Range: 3" x 1¼" ÷ 12" x 4"


Weldability notes: You must scrape the pipe before the welding of the fitting. The perforation of the pipe must be do after the cooling time.



OD	WELDABILITY
ø 1¼"	DR ≤ 7.4
ø 1½" ÷ 2½"	DR ≤ 11
ø > 3"	DR ≤ 17

SDR11

Code	Size	Carton Qty	Weight lb/p.	Volume ft³/p.	ND1	ND2	S	L1	L	H	Max Hole
27NCOL16020	6" x ½"	1	0.800	0.2084	6" => 160 mm	½" => 20 mm	0.12	2.56	5.51	3.94	0.63
27NCOL16025	6" x ¾"	30	0.974	0.2084	6" => 160 mm	¾" => 25 mm	0.12	2.56	5.51	3.94	0.63
27NCOL16032	6" x 1"	30	0.98	0.2084	6" => 160 mm	1" => 32 mm	0.12	2.56	5.51	3.94	0.89
27NCOL20032	8" x 1"	30	0.99	0.2771	8" => 200 mm	1" => 32 mm	0.12	2.56	5.51	3.94	0.89
27NCOL25032	10" x 1"	30	1.014	0.3764	10" => 250 mm	1" => 32 mm	0.12	2.56	5.51	3.94	0.89
27NCOL31532	12" x 1"	30	1.051	0.5276	12" => 315 mm	1" => 32 mm	0.12	2.56	5.51	3.94	0.89
27NCOL9040	3" x 1¼"	30	0.996	0.1109	3" => 90 mm	1¼" => 40 mm	0.15	2.56	5.51	3.94	1.18
27NCOL11040	3½" x 1¼"	30	1.004	0.1358	3½" => 110 mm	1¼" => 40 mm	0.15	2.56	5.51	3.94	1.18
27NCOL12540	4" x 1¼"	30	1.020	0.156	4" => 125 mm	1¼" => 40 mm	0.15	2.56	5.51	3.94	1.18
27NCOL16040	6" x 1¼"	30	1.040	0.2084	6" => 160 mm	1¼" => 40 mm	0.15	2.56	5.51	3.94	1.18
27NCOL20040	8" x 1¼"	30	1.060	0.2771	8" => 200 mm	1¼" => 40 mm	0.15	2.56	5.51	3.94	1.18
27NCOL25040	10" x 1¼"	30	1.080	0.3764	10" => 250 mm	1¼" => 40 mm	0.15	2.56	5.51	3.94	1.18
27NCOL31540	12" x 1¼"	30	1.005	0.5276	12" => 315 mm	1¼" => 40 mm	0.15	2.56	5.51	3.94	1.18
27NCOL9050	3" x 1½"	30	1.050	0.1109	3" => 90 mm	1½" => 50 mm	0.18	2.56	5.51	3.94	1.5
27NCOL11050	3½" x 1½"	30	1.051	0.1358	3½" => 110 mm	1½" => 50 mm	0.18	2.56	5.51	3.94	1.5
27NCOL12550	4" x 1½"	30	1.060	0.156	4" => 125 mm	1½" => 50 mm	0.18	2.56	5.51	3.94	1.5
27NCOL16050	6" x 1½"	30	1.070	0.2084	6" => 160 mm	1½" => 50 mm	0.18	2.56	5.51	3.94	1.5
27NCOL20050	8" x 1½"	30	1.073	0.2771	8" => 200 mm	1½" => 50 mm	0.18	2.56	5.51	3.94	1.5
27NCOL25050	10" x 1½"	30	1.091	0.3764	10" => 250 mm	1½" => 50 mm	0.18	2.56	5.51	3.94	1.5
27NCOL31550	12" x 1½"	30	1.124	0.5276	12" => 315 mm	1½" => 50 mm	0.18	2.56	5.51	3.94	1.5
27NCOL16063	6" x 2"	30	1.168	0.2084	6" => 160 mm	2" => 63 mm	0.23	2.56	5.51	3.94	1.73
27NCOL20063	8" x 2"	30	1.139	0.2771	8" => 200 mm	2" => 63 mm	0.23	2.56	5.51	3.94	1.73
27NCOL25063	10" x 2"	30	1.157	0.3764	10" => 250 mm	2" => 63 mm	0.23	2.56	5.51	3.94	1.73
27NCOL31563	12" x 2"	30	2.935	0.5276	12" => 315 mm	2" => 63 mm	0.23	2.56	5.51	3.94	1.73



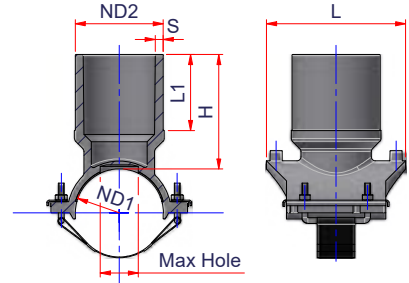
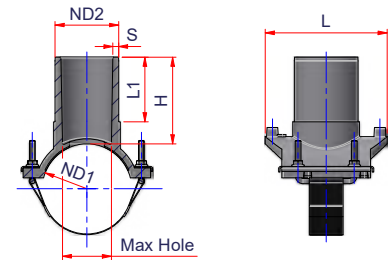
ELECTROLET™ BRANCH FITTING WITH BELT

Material: PP-RCT

Range: 3" x 1 1/4" ÷ 12" x 4"

Weldability notes: You must scrape the pipe before the welding of the fitting. The perforation of the pipe must be do after the cooling time.

OD	WELDABILITY
ø 1 1/4"	DR ≤ 7.4
ø 1 1/2" ÷ 2 1/2"	DR ≤ 11
ø > 3"	DR ≤ 17



SDR11

Code	Type	Size	Carton Qty	Weight lb/p.	Volume ft³/p.	ND1	ND2	S	L1	L	H	Max Hole
27NCOL11075	A	3 1/2" x 2 1/2"	15	1.988	0.18	3 1/2" => 110 mm	2 1/2" => 75 mm	0.27	3.54	6.69	4.72	2.32
27NCOL12575	A	4" x 2 1/2"	15	1.998	0.2057	4" => 125 mm	2 1/2" => 75 mm	0.27	3.54	6.69	4.72	2.32
27NCOL16075	A	6" x 2 1/2"	15	2.006	0.2719	6" => 160 mm	2 1/2" => 75 mm	0.27	3.54	6.69	4.72	2.32
27NCOL20075	A	8" x 2 1/2"	15	2.021	0.3583	8" => 200 mm	2 1/2" => 75 mm	0.27	3.54	6.69	4.72	2.32
27NCOL25075	A	10" x 2 1/2"	15	2.100	0.4825	10" => 250 mm	2 1/2" => 75 mm	0.27	3.54	6.69	4.72	2.32
27NCOL31575	A	12" x 2 1/2"	15	2.200	0.6708	12" => 315 mm	2 1/2" => 75 mm	0.27	3.54	6.69	4.72	2.32
27NCOL9090	B	3" x 3"	10	2.190	0.156	3" => 90 mm	3" => 90 mm	0.32	3.94	6.69	5.16	2.76
27NCOL11090	A	3 1/2" x 3"	15	2.160	0.180	3 1/2" => 110 mm	3" => 90 mm	0.32	3.54	6.69	4.72	2.76
27NCOL12590	A	4" x 3"	15	2.147	0.2057	4" => 125 mm	3" => 90 mm	0.32	3.54	6.69	4.72	2.76
27NCOL16090	A	6" x 3"	15	2.307	0.2719	6" => 160 mm	3" => 90 mm	0.32	3.54	6.69	4.72	2.76
27NCOL20090	A	8" x 3"	15	2.204	0.3583	8" => 200 mm	3" => 90 mm	0.32	3.54	6.69	4.72	2.76
27NCOL25090	A	10" x 3"	6	3.263	0.583	10" => 250 mm	3" => 90 mm	0.32	3.86	7.87	5.12	2.76
27NCOL31590	A	12" x 3"	6	3.288	0.8074	12" => 315 mm	3" => 90 mm	0.32	3.86	7.87	5.12	2.76
27NCOL110110	B	3 1/2" x 3 1/2"	10	2.610	0.2025	3 1/2" => 110 mm	3 1/2" => 110 mm	0.39	3.74	6.85	5.63	2.76
27NCOL160110	A	6" x 3 1/2"	7	3.105	0.3313	6" => 160 mm	3 1/2" => 110 mm	0.39	3.86	7.87	5.12	3.43
27NCOL200110	A	8" x 3 1/2"	8	3.059	0.4347	8" => 200 mm	3 1/2" => 110 mm	0.39	3.86	7.87	5.12	3.43
27NCOL250110	A	10" x 3 1/2"	5	3.527	0.583	10" => 250 mm	3 1/2" => 110 mm	0.39	3.86	7.87	5.12	3.43
27NCOL315110	A	12" x 3 1/2"	6	3.512	0.8074	12" => 315 mm	3 1/2" => 110 mm	0.39	3.86	7.87	5.12	3.43
27NCOL200125	A	8" x 4"	7	3.490	0.4347	8" => 200 mm	4" => 125 mm	0.45	3.86	7.87	5.12	3.94
27NCOL250125	A	10" x 4"	5	3.880	0.583	10" => 250 mm	4" => 125 mm	0.45	3.86	7.87	5.12	3.94
27NCOL315125	A	12" x 4"	6	3.895	0.8074	12" => 315 mm	4" => 125 mm	0.45	3.86	7.87	5.12	3.94



HIGH VOLUME ELECTROLET™ BRANCH FITTING WITH BELT

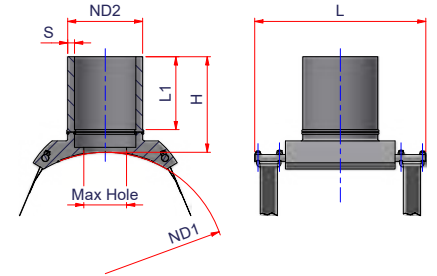


Material: PP-RCT

Range: 8"x3" ÷ 24"x3" - 12"x6" ÷ 24"x6" - 14"x8" ÷ 24"x8"

Weldability notes: You must scrape the pipe before the welding of the fitting. The perforation of the pipe must be do after the cooling time.

OD	WELDABILITY
ø 1¼"	DR ≤ 7.4
ø 1½" ÷ 2½"	DR ≤ 11
ø > 3"	DR ≤ 17



SDR11

Code	Size	Carton Qty	Weight lb/p.	Volume ft³/p.	ND1	ND2	S min	L1	L	H	Max Hole
27NCOLTL25090	10"x3"	1	6.066	0.7732	10" => 250 mm	3" => 90 mm	0.32	5.91	12.60	9.1	2.90
27NCOLTL31590	12"x3"	1	6.681	0.7996	12" => 315 mm	3" => 90 mm	0.32	5.91	12.60	9.1	2.90
27NCOLTL35590	14"x3"	1	7.062	0.8005	14" => 355 mm	3" => 90 mm	0.32	5.91	12.60	9.1	2.90
27NCOLTL40090	16"x3"	1	7.494	0.8296	16" => 400 mm	3" => 90 mm	0.32	5.91	12.60	9.1	2.90
27NCOLTL45090	18"x3"	1	7.977	0.7996	18" => 450 mm	3" => 90 mm	0.32	5.91	12.60	9.1	2.90
27NCOLTL50090	20"x3"	1	8.418	0.7877	20" => 500 mm	3" => 90 mm	0.32	5.91	12.60	9.1	2.90
27NCOLTL56090	22"x3"	1	9.049	0.7750	22" => 560 mm	3" => 90 mm	0.32	5.91	12.60	9.1	2.90
27NCOLTL63090	24"x3"	1	9.736	0.7668	24" => 630 mm	3" => 90 mm	0.32	5.91	12.60	9.1	2.90
27NCOLTL315160	12"x6"	1	10.466	0.9506	12" => 315 mm	6" => 160 mm	0.57	5.91	16.54	7.74	3.15
27NCOLTL355160	14"x6"	1	11.094	0.9052	14" => 355 mm	6" => 160 mm	0.57	5.91	16.54	7.74	3.15
27NCOLTL400160	16"x6"	1	11.801	0.9304	16" => 400 mm	6" => 160 mm	0.57	5.91	16.54	7.74	3.15
27NCOLTL450160	18"x6"	1	12.595	0.8972	18" => 450 mm	6" => 160 mm	0.57	5.91	16.54	7.74	3.15
27NCOLTL500160	20"x6"	1	13.389	0.9123	20" => 500 mm	6" => 160 mm	0.57	5.91	16.54	7.74	3.15
27NCOLTL560160	22"x6"	1	14.348	0.8579	22" => 560 mm	6" => 160 mm	0.57	5.91	16.54	7.74	3.15
27NCOLTL630160	24"x6"	1	15.472	0.8690	24" => 630 mm	6" => 160 mm	0.57	5.91	16.54	7.74	3.15
27NCOLTL355200	14"x8"	1	17.907	2.3092	14" => 355 mm	8" => 200 mm	0.72	7.10	19.69	8.92	4.92
27NCOLTL400200	16"x8"	1	19.135	2.1996	16" => 400 mm	8" => 200 mm	0.72	7.10	19.69	8.92	4.92
27NCOLTL450200	18"x8"	1	20.489	2.1796	18" => 450 mm	8" => 200 mm	0.72	7.10	19.69	8.92	4.92
27NCOLTL500200	20"x8"	1	21.847	2.0536	20" => 500 mm	8" => 200 mm	0.72	7.10	19.69	8.92	4.92
27NCOLTL560200	22"x8"	1	23.466	2.0262	22" => 560 mm	8" => 200 mm	0.72	7.10	19.69	8.92	4.92
27NCOLTL630200	24"x8"	1	25.376	2.0061	24" => 630 mm	8" => 200 mm	0.72	7.10	19.69	8.92	4.92



RENO ELEMENT HOTEL BY MARRIOTT, RENO, NV



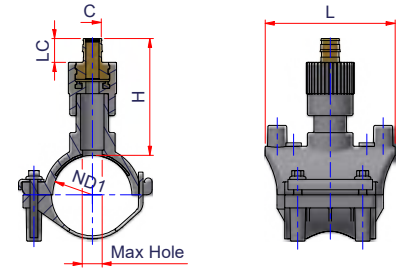
ELECTROLET™ BRANCH FITTING WITH PEX ADAPTER (COLD EXPANSION - ASTM F 1960)

Material: PP-RCT - Brass

Range: 1¼" x ½" ÷ 4" x 1¼"

Weldability notes: You must scrape the pipe before the welding of the fitting. The perforation of the pipe must be do after the cooling time.

OD	WELDABILITY
ø 1¼"	DR ≤ 7.4
ø 1½" ÷ 2½"	DR ≤ 11
ø > 3"	DR ≤ 17



These components are assembled from subcomponents upon ordering and as a result are non-returnable items.

SDR11

Code	Size	Carton Qty	Weight lb/p.	Volume ft³/p.	ND1	C	LC	L	H	Max Hole
27NCOLPR4012	1¼" x ½"	1	0.383	0.0298	1¼" => 40 mm	½"	0.73	3.94	3.2	0.63
27NCOLPR4058	1¼" x ⅝"	1	0.383	0.0307	1¼" => 40 mm	⅝"	0.87	3.94	3.34	0.63
27NCOLPR4034	1¼" x ¾"	1	0.477	0.0324	1¼" => 40 mm	¾"	0.96	3.94	3.63	0.63
27NCOLPR4001	1¼" x 1"	1	0.815	0.0358	1¼" => 40 mm	1"	1.2	3.94	4.11	0.89
27NCOLPR40114	1¼" x 1¼"	1	0.815	0.0373	1¼" => 40 mm	1¼"	1.44	3.94	4.35	0.89
27NCOLPR5012	1½" x ½"	1	0.392	0.0371	1½" => 50 mm	½"	0.73	3.94	3.2	0.63
27NCOLPR5058	1½" x ⅝"	1	0.392	0.038	1½" => 50 mm	⅝"	0.87	3.94	3.34	0.63
27NCOLPR5034	1½" x ¾"	1	0.486	0.04	1½" => 50 mm	¾"	0.96	3.94	3.63	0.63
27NCOLPR5001	1½" x 1"	1	0.824	0.0433	1½" => 50 mm	1"	1.2	3.94	4.11	0.89
27NCOLPR50114	1½" x 1¼"	1	0.869	0.045	1½" => 50 mm	1¼"	1.44	3.94	4.35	0.89
27NCOLPR6312	2" x ½"	1	0.407	0.0472	2" => 63 mm	½"	0.73	3.94	3.2	0.63
27NCOLPR6358	2" x ⅝"	1	0.407	0.0483	2" => 63 mm	⅝"	0.87	3.94	3.34	0.63
27NCOLPR6334	2" x ¾"	1	0.501	0.0506	2" => 63 mm	¾"	0.96	3.94	3.63	0.63
27NCOLPR6301	2" x 1"	1	0.839	0.0545	2" => 63 mm	1"	1.2	3.94	4.11	0.89
27NCOLPR63114	2" x 1¼"	1	0.884	0.0564	2" => 63 mm	1¼"	1.44	3.94	4.35	0.89
27NCOLPR63112	2" x 1½"	1	0.851	0.0638	2" => 63 mm	1½"	1.7	3.94	5.28	1.18
27NCOLPR6302	2" x 2"	1	1.548	0.1135	2" => 63 mm	2"	2.13	5.2	6.11	1.46
27NCOLPR7512	2½" x ½"	1	0.422	0.0581	2½" => 75 mm	½"	0.73	3.94	3.2	0.63
27NCOLPR7558	2½" x ⅝"	1	0.422	0.0594	2½" => 75 mm	⅝"	0.87	3.94	3.34	0.63
27NCOLPR7534	2½" x ¾"	1	0.516	0.062	2½" => 75 mm	¾"	0.96	3.94	3.63	0.63

follow...



ELECTROLET™ BRANCH FITTING WITH PEX ADAPTER (COLD EXPANSION - ASTM F 1960)

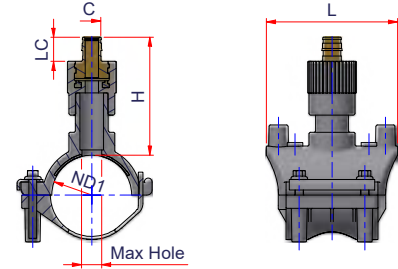
Material: PP-RCT - Brass

Range: 3" x 1/2" ÷ 4" x 1 1/4"

Weldability notes: You must scrape the pipe before the welding of the fitting. The perforation of the pipe must be do after the cooling time.



OD	WELDABILITY
ø 1 1/4"	DR ≤ 7.4
ø 1 1/2" ÷ 2 1/2"	DR ≤ 11
ø > 3"	DR ≤ 17



These components are assembled from subcomponents upon ordering and as a result are non-returnable items.

SDR11

Code	Size	Carton Qty	Weight lb/p.	Volume ft³/p.	ND1	C	LC	L	H	Max Hole
27NCOLPR7501	2 1/2" x 1"	1	0.899	0.0664	2 1/2" = > 75 mm	1"	1.2	3.94	4.11	0.89
27NCOLPR75114	2 1/2" x 1 1/4"	1	0.865	0.0686	2 1/2" = > 75 mm	1 1/4"	1.44	3.94	4.35	0.89
27NCOLPR75112	2 1/2" x 1 1/2"	1	0.865	0.0676	2 1/2" = > 75 mm	1 1/2"	1.7	3.94	5.28	1.18
27NCOLPR9012	3" x 1/2"	1	0.455	0.0935	3" = > 90 mm	1/2"	0.73	4.17	3.83	0.59
27NCOLPR9058	3" x 5/8"	1	0.455	0.0953	3" = > 90 mm	5/8"	0.87	4.17	3.97	0.59
27NCOLPR9034	3" x 3/4"	1	0.549	0.0988	3" = > 90 mm	3/4"	0.96	4.17	4.26	0.59
27NCOLPR9001	3" x 1"	1	0.888	0.0975	3" = > 90 mm	1"	1.20	3.94	4.61	0.89
27NCOLPR90114	3" x 1 1/4"	1	0.933	0.1003	3" = > 90 mm	1 1/4"	1.44	3.94	4.85	0.89
27NCOLPR11012	3 1/2" x 1/2"	1	0.502	0.1242	3 1/2" = > 110 mm	1/2"	0.73	3.94	4.63	0.63
27NCOLPR11058	3 1/2" x 5/8"	1	0.502	0.1217	3 1/2" = > 110 mm	5/8"	0.87	3.94	4.45	0.63
27NCOLPR11034	3 1/2" x 3/4"	1	0.596	0.1230	3 1/2" = > 110 mm	3/4"	0.96	3.94	4.54	0.63
27NCOLPR11001	3 1/2" x 1"	1	0.913	0.1171	3 1/2" = > 110 mm	1"	1.20	3.94	4.11	0.89
27NCOLPR110114	3 1/2" x 1 1/4"	1	0.958	0.1204	3 1/2" = > 110 mm	1 1/4"	1.44	3.94	4.35	0.89
27NCOLPR12512	4" x 1/2"	1	0.521	0.1779	4" = > 125 mm	1/2"	0.73	5.51	4.11	0.63
27NCOLPR12558	4" x 5/8"	1	0.521	0.1761	4" = > 125 mm	5/8"	0.87	5.51	4.02	0.63
27NCOLPR12534	4" x 3/4"	1	0.615	0.1779	4" = > 125 mm	3/4"	0.96	5.51	4.11	0.63
27NCOLPR12501	4" x 1"	1	0.959	0.1954	4" = > 125 mm	1"	1.20	5.51	5.02	0.89
27NCOLPR125114	4" x 1 1/4"	1	1.004	0.2000	4" = > 125 mm	1 1/4"	1.44	5.51	5.26	0.89



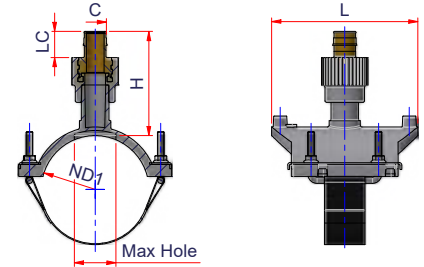
ELECTROLET™ BRANCH FITTING WITH PEX ADAPTER (COLD EXPANSION - ASTM F 1960)

Material: PP-RCT - Brass

Range: 3"x1½" ÷ 12"x 2"

Weldability notes: You must scrape the pipe before the welding of the fitting. The perforation of the pipe must be do after the cooling time.

OD	WELDABILITY
ø 1¼"	DR ≤ 7.4
ø 1½" ÷ 2½"	DR ≤ 11
ø > 3"	DR ≤ 17



These components are assembled from subcomponents upon ordering and as a result are non-returnable items.

SDR11

Code	Size	Carton Qty	Weight lb/p.	Volume ft³/p.	ND1	C	LC	L	H	Max Hole
27NCOLPR90112	3"x 1½"	1	1.606	0.1064	3" => 90 mm	1½"	1.70	5.51	5.6	1.18
27NCOLPR9002	3"x 2"	1	2.871	0.1137	3" => 90 mm	2"	2.13	5.51	6.11	1.5
27NCOLPR11012	3½"x ½"	1	1.614	0.1245	3½" => 110 mm	½"	1.70	5.51	5.60	1.18
27NCOLPR11002	3½"x 2"	1	2.272	0.1326	3½" => 110 mm	2"	2.13	5.51	6.11	1.50
27NCOLPR125112	4" x 1½"	1	1.630	0.1388	4" => 125 mm	1½"	1.70	5.51	5.60	1.18
27NCOLPR12502	4" x 2"	1	2.281	0.1475	4" => 125 mm	2"	2.13	5.51	6.11	1.50
27NCOLPR16012	6" x ½"	1	1.194	0.1449	6" => 160 mm	½"	0.73	5.51	4.11	0.63
27NCOLPR16034	6" x ¾"	1	1.288	0.1449	6" => 160 mm	¾"	0.96	5.51	4.11	0.63
27NCOLPR16001	6" x 1"	1	1.623	0.1631	6" => 160 mm	1"	1.20	5.51	5.02	0.89
27NCOLPR160114	6" x 1¼"	1	1.668	0.1679	6" => 160 mm	1½"	1.44	5.51	5.26	0.89
27NCOLPR160112	6" x 1½"	1	1.65	0.1747	6" => 160 mm	1¼"	1.70	5.51	5.60	1.18
27NCOLPR16002	6" x 2"	1	2.291	0.1848	6" => 160 mm	2"	2.13	5.51	6.11	1.50
27NCOLPR20001	8" x 1"	1	1.633	0.2066	8" => 200 mm	1"	1.20	5.51	5.02	0.89
27NCOLPR200114	8" x 1¼"	1	1.678	0.2121	8" => 200 mm	1¼"	1.44	5.51	5.26	0.89
27NCOLPR200112	8" x 1½"	1	1.670	0.2200	8" => 200 mm	1½"	1.70	5.51	5.60	1.18
27NCOLPR20002	8" x 2"	1	2.294	0.2318	8" => 200 mm	2"	2.13	5.51	6.11	1.50
27NCOLPR25001	10" x 1"	1	1.657	0.2676	10" => 250 mm	1"	1.20	5.51	5.02	0.89
27NCOLPR250114	10" x 1¼"	1	1.702	0.2741	10" => 250 mm	1¼"	1.44	5.51	5.26	0.89



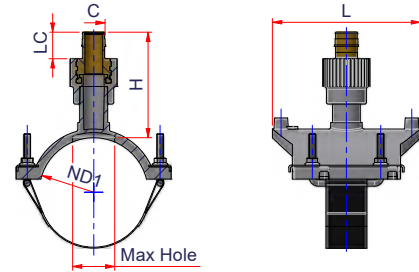
ELECTROLET™ BRANCH FITTING WITH PEX ADAPTER (COLD EXPANSION - ASTM F 1960)

Material: PP-RCT - Brass

Range: 3"x1½" ÷ 12"x2"

Weldability notes: You must scrape the pipe before the welding of the fitting. The perforation of the pipe must be do after the cooling time.

OD	WELDABILITY
ø 1¼"	DR ≤ 7.4
ø 1½" ÷ 2½"	DR ≤ 11
ø > 3"	DR ≤ 17



These components are assembled from subcomponents upon ordering and as a result are non-returnable items.

SDR11

Code	Size	Carton Qty	Weight lb/p.	Volume ft³/p.	ND1	C	LC	L	H	Max Hole
27NCOLPR250112	10"x1½"	1	1.69	0.2832	10" => 250 mm	1½"	1.70	5.51	5.60	1.18
27NCOLPR25002	10"x2"	1	2.312	0.2969	10" => 250 mm	2"	2.13	5.51	6.11	1.50
27NCOLPR31501	12"x1"	1	1.694	0.3579	12" => 315 mm	1"	1.20	5.51	5.02	0.89
27NCOLPR315114	12"x1¼"	1	1.739	0.3656	12" => 315 mm	1¼"	1.44	5.51	5.26	0.89
27NCOLPR315112	12"x1½"	1	1.615	0.3764	12" => 315 mm	1½"	1.70	5.51	5.60	1.18
27NCOLPR31502	12"x2"	1	2.345	0.3927	12" => 315 mm	2"	2.13	5.51	6.11	1.50



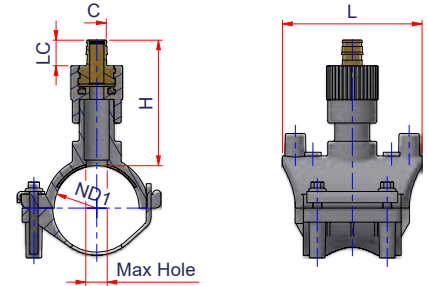
ELECTROLET™ BRANCH FITTING WITH PEX ADAPTER (CRIMP RING - ASTM F 1807)

Material: PP-RCT - Brass

Range: 1¼" x ½" ÷ 4" x 1"

Weldability notes: You must scrape the pipe before the welding of the fitting. The perforation of the pipe must be do after the cooling time.

OD	WELDABILITY
ø 1¼"	DR ≤ 7.4
ø 1½" ÷ 2½"	DR ≤ 11
ø > 3"	DR ≤ 17



These components are assembled from subcomponents upon ordering and as a result are non-returnable items.

SDR11

Code	Size	Carton Qty	Weight lb/p.	Volume ft³/p.	ND1	C	LC	L	H	Max Hole
27NCOLPRCR4012	1¼" x ½"	1	0.383	0.0298	1¼" = > 40 mm	½"	0.83	3.94	3.20	0.63
27NCOLPRCR4034	1¼" x ¾"	1	0.480	0.0324	1¼" = > 40 mm	¾"	0.87	3.94	3.63	0.63
27NCOLPRCR4001	1¼" x 1"	1	0.811	0.0358	1¼" = > 40 mm	1"	1.06	3.94	4.11	0.89
27NCOLPRCR5012	1½" x ½"	1	0.392	0.0371	1½" = > 50 mm	½"	0.83	3.94	3.20	0.63
27NCOLPRCR5034	1½" x ¾"	1	0.489	0.04	1½" = > 50 mm	¾"	0.87	3.94	3.63	0.63
27NCOLPRCR5001	1½" x 1"	1	0.82	0.0433	1½" = > 50 mm	1"	1.06	3.94	4.11	0.89
27NCOLPRCR6312	2" x ½"	1	0.407	0.0472	2" = > 63 mm	½"	0.83	3.94	3.20	0.63
27NCOLPRCR6334	2" x ¾"	1	0.504	0.0506	2" = > 63 mm	¾"	0.87	3.94	3.63	0.63
27NCOLPRCR6301	2" x 1"	1	0.835	0.0545	2" = > 63 mm	1"	1.06	3.94	4.11	0.89
27NCOLPRCR7512	2½" x ½"	1	0.422	0.0581	2½" = > 75 mm	½"	0.83	3.94	3.20	0.63
27NCOLPRCR7534	2½" x ¾"	1	0.519	0.062	2½" = > 75 mm	¾"	0.87	3.94	3.63	0.63
27NCOLPRCR7501	2½" x 1"	1	0.85	0.0664	2½" = > 75 mm	1"	1.06	3.94	4.11	0.89
27NCOLPRCR9012	3" x ½"	1	0.455	0.0935	3" = > 90 mm	½"	0.83	4.17	3.83	0.59
27NCOLPRCR9034	3" x ¾"	1	0.552	0.0988	3" = > 90 mm	¾"	0.87	4.17	4.26	0.59
27NCOLPRCR9001	3" x 1"	1	0.884	0.0975	3" = > 90 mm	1"	1.06	3.94	4.61	0.89
27NCOLPRCR11012	3½" x ½"	1	0.502	0.1638	3½" = > 110 mm	½"	0.83	5.51	4.11	0.63
27NCOLPRCR11034	3½" x ¾"	1	0.599	0.1719	3½" = > 110 mm	¾"	0.87	5.51	4.54	0.63
27NCOLPRCR11001	3½" x 1"	1	0.909	0.1171	3½" = > 110 mm	1"	1.06	3.94	4.11	0.89
27NCOLPRCR12512	4" x ½"	1	0.521	0.1779	4" = > 125 mm	½"	0.83	5.51	4.11	0.63
27NCOLPRCR12534	4" x ¾"	1	0.618	0.1779	4" = > 125 mm	¾"	0.87	5.51	4.11	0.63
27NCOLPRCR12501	4" x 1"	1	0.955	0.1954	4" = > 125 mm	1"	1.06	5.51	5.02	0.89



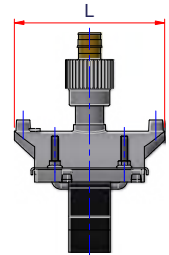
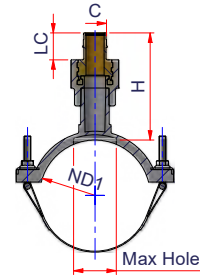
ELECTROLET™ BRANCH FITTING WITH PEX ADAPTER (CRIMP RING - ASTM F 1807)

Material: PP-RCT - Brass

Range: 6"x 1/2" ÷ 12"x 1"

Weldability notes: You must scrape the pipe before the welding of the fitting. The perforation of the pipe must be do after the cooling time.


OD	WELDABILITY
ø 1 1/4"	DR ≤ 7.4
ø 1 1/2" ÷ 2 1/2"	DR ≤ 11
ø > 3"	DR ≤ 17



These components are assembled from subcomponents upon ordering and as a result are non-returnable items.

SDR11

Code	Size	Carton Qty	Weight lb/p.	Volume ft ³ /p.	ND1	C	LC	L	H	Max Hole
27NCOLPRCR16012	6"x 1/2"	30	1.194	0.1449	6" => 160 mm	1/2"	0.83	5.51	4.11	0.63
27NCOLPRCR16034	6"x 3/4"	30	1.291	0.1449	6" => 160 mm	3/4"	0.87	5.51	4.11	0.63
27NCOLPRCR16001	6" x 1"	30	1.619	0.1631	6" => 160 mm	1"	1.06	5.51	5.02	0.89
27NCOLPRCR2001	8" x 1"	30	1.629	0.2066	8" => 200 mm	1"	1.06	5.51	5.02	0.89
27NCOLPRCR2501	10" x 1"	30	1.653	0.2676	10" => 250 mm	1"	1.06	5.51	5.02	0.89
27NCOLPRCR31501	12" x 1"	30	1.690	0.3579	12" => 315 mm	1"	1.06	5.51	5.02	0.89



LEAD FREE BRASS

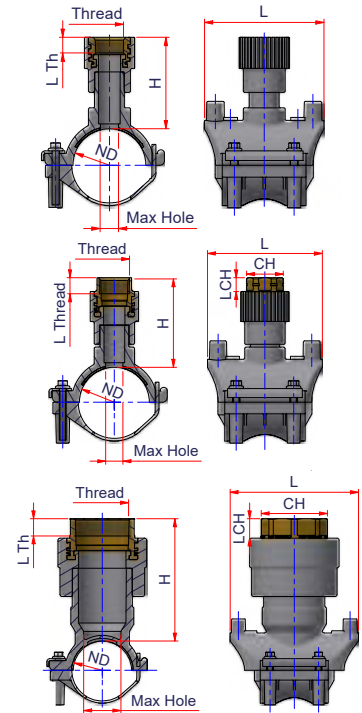
FEMALE THREADED ELECTROLET™ BRANCH FITTING WITH RIGID UNDER CLAMP

Material: PP-RCT - Brass

Range: 1¼"x ½" ÷ 4"x 1"

Weldability notes: You must scrape the pipe before the welding of the fitting. The perforation of the pipe must be do after the cooling time.

OD	WELDABILITY
ø 1¼"	DR ≤ 7.4
ø 1½" ÷ 2½"	DR ≤ 11
ø > 3"	DR ≤ 17



These components are assembled from subcomponents upon ordering and as a result are non-returnable items.

SDR11

Code	Type	Size	Carton Qty	Weight lb/p.	Volume ft³/p.	ND1	Thread	L Thread	CH	LCH	L	H	Max Hole
27NCOLF40F12	A	1¼"x ½"NPT	1	0.303	0.0274	1¼" = > 40 mm	½"NPT	0.53	-	-	3.94	3.58	0.63
27NCOLF40F34	A	1¼"x ¾"NPT	1	0.378	0.0274	1¼" = > 40 mm	¾"NPT	0.57	-	-	3.94	3.58	0.63
27NCOLF40F01	A	1¼"x 1"NPT	1	0.558	0.0295	1¼" = > 40 mm	1"NPT	0.66	-	-	3.94	3.86	0.63
27NCOLF50F12	A	1½"x ½"NPT	1	0.312	0.0329	1½" = > 50 mm	½"NPT	0.53	-	-	3.94	3.58	0.63
27NCOLF50F34	A	1½"x ¾"NPT	1	0.387	0.0329	1½" = > 50 mm	¾"NPT	0.57	-	-	3.94	3.58	0.63
27NCOLF50F01	A	1½"x 1"NPT	1	0.567	0.0348	1½" = > 50 mm	1"NPT	0.66	-	-	3.94	3.86	0.89
27NCOLF63F12	A	2"x ½"NPT	1	0.327	0.0403	2" = > 63 mm	½"NPT	0.53	-	-	3.94	3.58	0.63
27NCOLF63F34	A	2"x ¾"NPT	1	0.402	0.0403	2" = > 63 mm	¾"NPT	0.57	-	-	3.94	3.58	0.63
27NCOLF63F01	A	2"x 1"NPT	1	0.582	0.0425	2" = > 63 mm	1"NPT	0.66	-	-	3.94	3.86	0.89
27NCOLF63F114	B	2"x 1¼"NPT	1	0.876	0.0451	2" = > 63 mm	1¼"NPT	0.68	1.81	0.59	3.94	4.18	1.18
27NCOLF63F112	B	2"x 1½"NPT	1	1.263	0.0781	2" = > 63 mm	1½"NPT	0.68	2.17	0.59	5.2	4.61	1.46
27NCOLF63F02	C	2"x 2"NPT	1	1.615	0.0766	2" = > 63 mm	2"NPT	0.7	2.56	0.79	5.2	4.96	1.57
27NCOLF75F12	A	2½"x ½"NPT	1	0.342	0.0481	2½" = > 75 mm	½"NPT	0.53	-	-	3.94	3.58	0.63
27NCOLF75F34	A	2½"x ¾"NPT	1	0.417	0.0481	2½" = > 75 mm	¾"NPT	0.57	-	-	3.94	3.58	0.63
27NCOLF75F01	A	2½"x 1"NPT	1	0.597	0.0506	2½" = > 75 mm	1"NPT	0.66	-	-	3.94	3.86	0.89
27NCOLF75F114	B	2½"x 1¼"NPT	1	0.89	0.047	2½" = > 75 mm	1¼"NPT	0.68	1.81	0.59	3.94	4.18	1.18

follow...



(A)



(B)

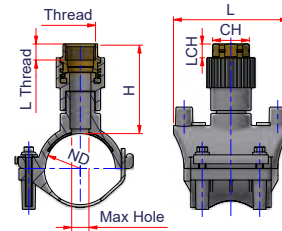
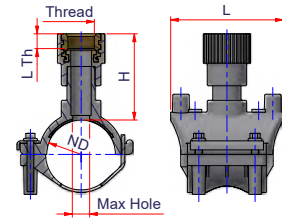


FEMALE THREADED ELECTROLET™ BRANCH FITTING WITH RIGID UNDER CLAMP

Material: PP-RCT - Brass

Range: 1¼" x ½" ÷ 4" x 1"

Weldability notes: You must scrape the pipe before the welding of the fitting. The perforation of the pipe must be do after the cooling time.



OD	WELDABILITY
ø 1¼"	DR ≤ 7.4
ø 1½" ÷ 2½"	DR ≤ 11
ø > 3"	DR ≤ 17

These components are assembled from subcomponents upon ordering and as a result are non-returnable items.

SDR11

Code	Type	Size	Carton Qty	Weight lb/p.	Volume ft³/p.	ND1	Thread	L Thread	CH	LCH	L	H	Max Hole
27NCOLF90F12	A	3" x ½"NPT	1	0.45	0.0686	3" => 90 mm	½"NPT	0.53	-	-	4.17	3.58	0.59
27NCOLF90F34	A	3" x ¾"NPT	1	0.45	0.0759	3" => 90 mm	¾"NPT	0.57	-	-	4.17	4.17	0.59
27NCOLF90F01	A	3" x 1"NPT	1	0.631	0.0738	3" => 90 mm	1"NPT	0.66	-	-	3.94	4.35	0.98
27NCOLF90F02	B	3" x 2"NPT	1	1.421	0.1089	3" => 90 mm	2"NPT	0.70	2.56	0.79	5.51	4.65	1.73
27NCOLF110F12	A	3 ½" x ½"	1	0.423	0.1034	3 ½" => 110 mm	½"NPT	0.53	-	-	5.51	3.58	0.63
27NCOLF110F34	A	3 ½" x ¾"	1	0.496	0.1034	3 ½" => 110 mm	¾"NPT	0.57	-	-	5.51	3.58	0.63
27NCOLF110F01	A	3 ½" x 1"	1	0.656	0.091	3 ½" => 110 mm	1"NPT	0.66	-	-	3.94	4.35	0.89
27NCOLF125F12	A	4" x ½"	1	0.442	0.1203	4" => 125 mm	½"NPT	0.53	-	-	5.51	3.58	0.63
27NCOLF125F34	A	4" x ¾"	1	0.515	0.1203	4" => 125 mm	¾"NPT	0.57	-	-	5.51	3.58	0.63
27NCOLF125F01	A	4" x 1"	1	0.701	0.1409	4" => 125 mm	1"NPT	0.66	-	-	5.51	4.65	0.89



(A)



(B)



(C)



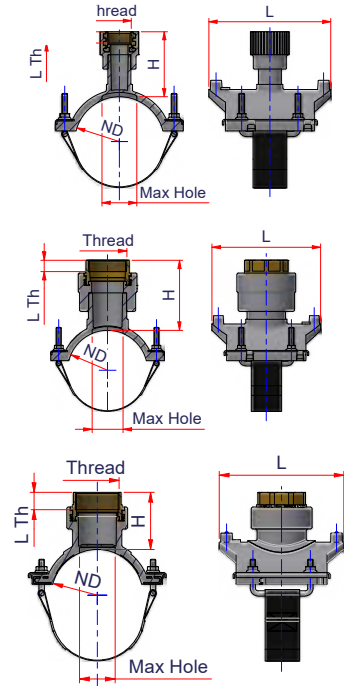
FEMALE THREADED ELECTROLET™ BRANCH FITTING WITH BELT

Material: PP-RCT - Brass

Range: 3"x1¼" ÷ 12"x4"

Weldability notes: You must scrape the pipe before the welding of the fitting. The perforation of the pipe must be do after the cooling time.

OD	WELDABILITY
ø 1¼"	DR ≤ 7.4
ø 1½" ÷ 2½"	DR ≤ 11
ø > 3"	DR ≤ 17



These components are assembled from subcomponents upon ordering and as a result are non-returnable items.

SDR11

Code	Type	Size	Carton Qty	Weight lb/p.	Volume ft³/p.	ND	Thread	L Thread	CH	LCH	L	H	Max Hole
27NCOLF90F114	B	3"x 1¼"NPT	1	1.630	0.0903	3" => 90 mm	1¼"NPT	0.68	1.81	0.59	5.51	4.49	1.18
27NCOLF90F112	B	3"x 1½"NPT	1	1.979	0.0921	3" => 90 mm	1½"NPT	0.68	2.17	0.59	5.51	4.61	1.50
27NCOLF90F03	B	3"x 3"NPT	1	5.239	0.1276	3" => 90 mm	3"NPT	1.02	3.74	0.91	6.69	5.51	2.76
27NCOLF110F114	B	3½"x 1¼"NPT	1	1.638	0.1067	3½" => 110 mm	1¼"NPT	0.68	1.81	0.59	5.51	4.49	1.18
27NCOLF110F112	B	3½"x 1½"NPT	1	1.980	0.1086	3½" => 110 mm	1½"NPT	0.68	2.17	0.59	5.51	4.61	1.50
27NCOLF110F02	B	3½"x 2"NPT	1			3½" => 110 mm	2"NPT	0.70	2.56	0.78	6.69	4.32	2.00
27NCOLF110F212	B	3½"x 2½"NPT	1	3.714	0.1408	3½" => 110 mm	2½"NPT	0.93	3.15	0.79	6.69	5.07	2.32
27NCOLF110F03	B	3½"x 3"NPT	1	5.209	0.1486	3½" => 110 mm	3"NPT	1.02	3.74	0.91	6.69	5.47	2.76
27NCOLF110F04	B	3½"x 4"NPT	1	7.129	0.1757	3½" => 110 mm	4"NPT	1.09	4.72	1.18	6.85	6.65	2.76
27NCOLF125F114	B	4"x 1¼"NPT	1	1.654	0.1216	4" => 125 mm	1¼"NPT	0.68	1.81	0.59	5.51	4.60	1.18
27NCOLF125F112	B	4"x 1½"NPT	1	2.762	0.1156	4" => 125 mm	1½"NPT	0.68	0.94	2.56	0.78	6.69	3.07
27NCOLF125F02	C	4"x 2"NPT	1	2.762	0.1417	4" => 125 mm	2"NPT	0.70	2.56	0.78	6.69	4.32	2.00
27NCOLF125F212	B	4"x 2½"NPT	1	3.724	0.1574	4" => 125 mm	2½"NPT	0.93	0.93	3.15	0.79	6.69	5.07
27NCOLF125F03	B	4"x 3"NPT	1	5.196	0.1658	4" => 125 mm	3"NPT	1.02	1.02	3.74	0.91	6.69	5.47
27NCOLF160F12	A	6"x ½"NPT	1	1.115	0.1303	6" => 160 mm	½"NPT	0.53	-	-	5.51	3.38	0.63
27NCOLF160F34	A	6"x ¾"NPT	1	1.188	0.1343	6" => 160 mm	¾"NPT	0.57	-	-	5.51	3.58	0.63
27NCOLF160F01	C	6"x 1"NPT	1	1.365	0.1076	6" => 160 mm	1"NPT	0.66	1.49	0.39	5.51	2.24	1.55

follow...



(A)



(B)



(C)



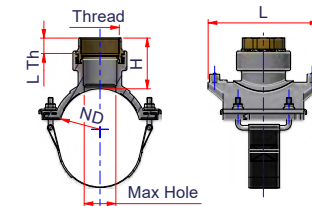
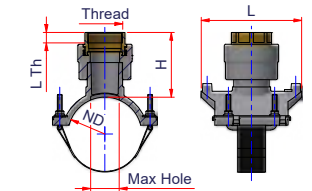
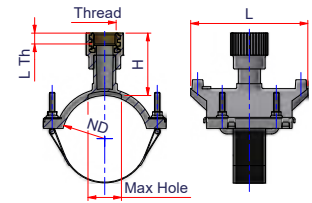
FEMALE THREADED ELECTROLET™ BRANCH FITTING WITH BELT

Material: PP-RCT - Brass

Range: 3"x1¼" ÷ 12"x4"

Weldability notes: You must scrape the pipe before the welding of the fitting. The perforation of the pipe must be do after the cooling time.

OD	WELDABILITY
ø 1¼"	DR ≤ 7.4
ø 1½" ÷ 2½"	DR ≤ 11
ø > 3"	DR ≤ 17

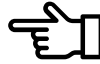


These components are assembled from subcomponents upon ordering and as a result are non-returnable items.

SDR11

Code	Type	Size	Carton Qty	Weight lb/p.	Volume ft³/p.	ND	Thread	L Thread	CH	LCH	L	H	Max Hole
27NCOLF160F114	B	6"x 1¼"NPT	1	1.674	0.1525	6" => 160 mm	1¼"NPT	0.68	1.81	0.59	5.51	4.49	1.18
27NCOLF160F112	B	6"x 1½"NPT	1	1.999	0.1549	6" => 160 mm	1½"NPT	0.68	2.17	0.59	5.51	4.61	1.50
27NCOLF160F02	C	6"x 2"NPT	1	2.464	0.1507	6" => 160 mm	2"NPT	0.93	2.56	0.78	6.69	3.07	2.00
27NCOLF160F212	B	6"x 2½"NPT	1	3.732	0.1992	6" => 160 mm	2½"NPT	0.93	3.15	0.79	6.69	5.07	2.32
27NCOLF160F03	B	6"x 3"NPT	1	5.356	0.2089	6" => 160 mm	3"NPT	1.02	3.74	0.91	6.69	5.47	2.76
27NCOLF200F34	A	8"x ¾"NPT	1	1.254	0.1785	8" => 200 mm	¾"NPT	0.57	-	-	5.51	3.80	0.89
27NCOLF200F01	C	8"x 1"NPT	1	1.375	0.1425	8" => 200 mm	1"NPT	0.66	1.5	0.51	5.51	2.24	1.55
27NCOLF200F114	B	8"x 1¼"NPT	1	1.694	0.1944	8" => 200 mm	1¼"NPT	0.68	1.81	0.59	5.51	4.49	1.18
27NCOLF200F112	B	8"x 1½"NPT	1	2.002	0.1972	8" => 200 mm	1½"NPT	0.68	2.17	0.59	5.51	4.61	1.50
27NCOLF200F02	C	8"x 2"NPT	1	2.435	0.1962	8" => 200 mm	2"NPT	0.7	2.56	0.78	6.69	3.07	2.00
27NCOLF200F212	B	8"x 2½"NPT	1	3.747	0.2523	8" => 200 mm	2½"NPT	0.93	3.15	0.79	6.69	5.07	2.32
27NCOLF200F03	B	8"x 3"NPT	1	5.253	0.2635	8" => 200 mm	3"NPT	1.02	3.74	0.91	6.69	5.47	2.76
27NCOLF200F04	B	8"x 4"NPT	1	7.578	0.3126	8" => 200 mm	4"NPT	1.09	4.72	1.18	7.87	5.55	3.43
27NCOLF250F34	A	10"x ¾"NPT	1	1.278	0.2348	10" => 250 mm	¾"NPT	0.57	-	-	5.51	3.80	0.89
27NCOLF250F01	C	10"x 1"NPT	1	1.648	0.1928	10" => 250 mm	1"NPT	0.66	1.5	0.51	5.51	2.24	1.55

follow...



(A)



(B)



(C)



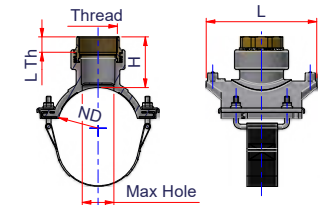
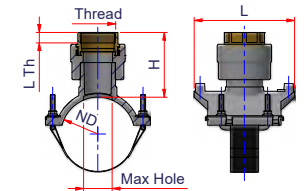
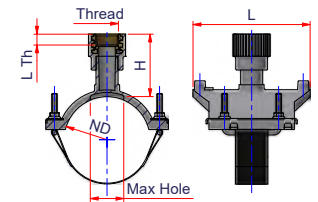
FEMALE THREADED ELECTROLET™ BRANCH FITTING WITH BELT

Material: PP-RCT - Brass

Range: 3"x1¼" ÷ 12"x 4"

Weldability notes: You must scrape the pipe before the welding of the fitting. The perforation of the pipe must be do after the cooling time.

OD	WELDABILITY
∅ 1¼"	DR ≤ 7.4
∅ 1½" ÷ 2½"	DR ≤ 11
∅ > 3"	DR ≤ 17



These components are assembled from subcomponents upon ordering and as a result are non-returnable items.

SDR11

Code	Type	Size	Carton Qty	Weight lb/p.	Volume ft³/p.	ND	Thread	L Thread	CH	LCH	L	H	Max Hole
27NCOLF250F114	B	10"x 1¼"NPT	1	1.714	0.2533	10" => 250 mm	1¼"NPT	0.68	1.81	0.59	5.51	4.49	1.18
27NCOLF250F112	B	10"x 1½"NPT	1	2.02	0.2566	10" => 250 mm	1½"NPT	0.68	2.17	0.59	5.51	4.61	1.50
27NCOLF250F02	C	10"x 2"NPT	1	2.453	0.2612	10" => 250 mm	2"NPT	0.7	2.56	0.78	6.69	3.07	2.00
27NCOLF250F212	B	10"x 2½"NPT	1	3.826	0.3265	10" => 250 mm	2½"NPT	0.93	3.15	0.79	6.69	5.07	2.32
27NCOLF250F03	B	10"x 3"NPT	1	6.312	0.3995	10" => 250 mm	3"NPT	1.02	3.74	0.91	7.87	5.47	2.76
27NCOLF250F04	B	10"x 4"NPT	1	8.046	0.4026	10" => 250 mm	4"NPT	1.09	4.72	1.18	7.87	5.55	3.43
27NCOLF315F34	A	12"x ¾"NPT	1	1.278	0.319	12" => 315 mm	¾"NPT	0.57	-	-	5.51	3.80	0.89
27NCOLF315F01	C	12"x 1"NPT	1	1.399	0.2692	12" => 315 mm	1"NPT	0.66	1.5	0.51	5.51	2.24	1.55
27NCOLF315F114	B	12"x 1¼"NPT	1	1.639	0.341	12" => 315 mm	1¼"NPT	0.68	1.81	0.59	5.51	4.49	1.18
27NCOLF315F112	B	12"x 1½"NPT	1	2.053	0.3448	12" => 315 mm	1½"NPT	0.68	2.17	0.59	5.51	4.61	1.50
27NCOLF315F02	C	12"x 2"NPT	1	4.231	0.359	12" => 315 mm	2"NPT	0.7	2.56	0.78	6.69	3.07	2.00
27NCOLF315F212	B	12"x 2½"NPT	1	3.926	0.4365	12" => 315 mm	2½"NPT	0.93	3.15	0.79	6.69	5.07	2.32
27NCOLF315F03	B	12"x 3"NPT	1	6.337	0.5317	12" => 315 mm	3"NPT	1.02	3.74	0.91	7.87	5.47	2.76
27NCOLF315F04	B	12"x 4"NPT	1	8.031	0.5353	12" => 315 mm	4"NPT	1.09	4.72	1.18	7.87	5.55	3.43



(A)



(B)



(C)



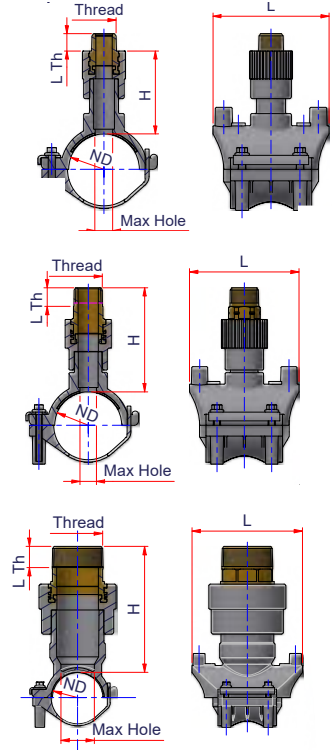
MALE THREADED ELECTROLET™ BRANCH FITTING WITH RIGID UNDER CLAMP

Material: PP-RCT - Brass

Range: 1¼" x ½" ÷ 4" x 2"

Weldability notes: You must scrape the pipe before the welding of the fitting. The perforation of the pipe must be do after the cooling time.

OD	WELDABILITY
ø 1¼"	DR ≤ 7.4
ø 1½" ÷ 2½"	DR ≤ 11
ø > 3"	DR ≤ 17




These components are assembled from subcomponents upon ordering and as a result are non-returnable items.

SDR11

Code	Type	Size	Carton Qty	Weight lb/p.	Volume ft³/p.	ND1	Thread	L Thread	CH	LCH	L	H	Max Hole
27NCOLF40M12	A	1¼" x ½" NPT	1	0.378	0.0352	1¼" => 40 mm	½" NPT	0.53	-	-	3.94	4.09	0.63
27NCOLF40M34	A	1¼" x ¾" NPT	1	0.478	0.0355	1¼" => 40 mm	¾" NPT	0.55	-	-	3.94	4.15	0.63
27NCOLF40M01	A	1¼" x 1" NPT	1	0.774	0.0384	1¼" => 40 mm	1" NPT	0.68	-	-	3.94	4.53	0.89
27NCOLF50M12	A	1½" x ½" NPT	1	0.387	0.0432	1½" => 50 mm	½" NPT	0.53	-	-	3.94	4.09	0.63
27NCOLF50M34	A	1½" x ¾" NPT	1	0.487	0.0436	1½" => 50 mm	¾" NPT	0.55	-	-	3.94	4.15	0.63
27NCOLF50M01	A	1½" x 1" NPT	1	0.783	0.0462	1½" => 50 mm	1" NPT	0.68	-	-	3.94	4.53	0.89
27NCOLF63M12	A	2" x ½" NPT	1	0.402	0.0543	2" => 63 mm	½" NPT	0.53	-	-	3.94	4.09	0.63
27NCOLF63M34	A	2" x ¾" NPT	1	0.502	0.0548	2" => 63 mm	¾" NPT	0.55	-	-	3.94	4.15	0.63
27NCOLF63M01	A	2" x 1" NPT	1	0.798	0.0578	2" => 63 mm	1" NPT	0.68	-	-	3.94	4.53	0.89
27NCOLF63M114	B	2" x 1¼" NPT	1	0.843	0.0618	2" => 63 mm	1¼" NPT	0.75	1.65	0.59	3.94	5.03	1.18
27NCOLF63M112	B	2" x 1½" NPT	1	1.448	0.105	2" => 63 mm	1½" NPT	0.77	1.97	0.59	5.2	5.45	1.46
27NCOLF63M02	C	2" x 2" NPT	1	2.085	0.1039	2" => 63 mm	2" NPT	0.94	2.36	0.71	5.20	6.00	1.57
27NCOLF75M12	A	2½" x ½" NPT	1	0.417	0.0663	2½" => 75 mm	½" NPT	0.53	-	-	3.94	4.09	0.63
27NCOLF75M34	A	2½" x ¾" NPT	1	0.517	0.0668	2½" => 75 mm	¾" NPT	0.55	-	-	3.94	4.15	0.63
27NCOLF75M01	A	2½" x 1" NPT	1	0.813	0.0703	2½" => 75 mm	1" NPT	0.68	-	-	3.94	4.53	0.89
27NCOLF75M114	B	2½" x 1¼" NPT	1	1.087	0.0656	2½" => 75 mm	1¼" NPT	0.75	1.65	0.59	3.94	5.03	1.18

follow...



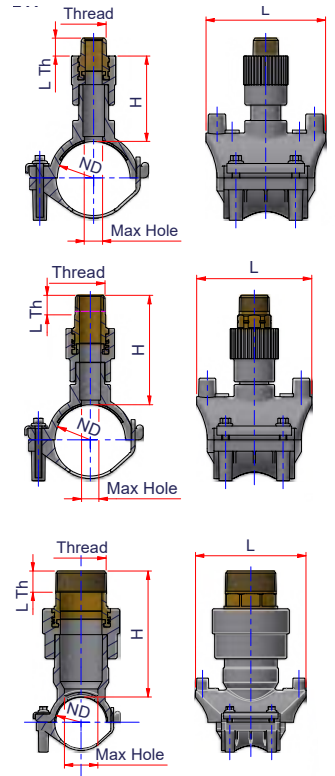
MALE THREADED ELECTROLET™ BRANCH FITTING WITH RIGID UNDER CLAMP

Material: PP-RCT - Brass

Range: 1¼" x ½" ÷ 4" x 2"

Weldability notes: You must scrape the pipe before the welding of the fitting. The perforation of the pipe must be do after the cooling time.


OD	WELDABILITY
ø 1¼"	DR ≤ 7.4
ø 1½" ÷ 2½"	DR ≤ 11
ø > 3"	DR ≤ 17



These components are assembled from subcomponents upon ordering and as a result are non-returnable items.

SDR11

Code	Type	Size	Carton Qty	Weight lb/p.	Volume ft³/p.	ND1	Thread	L Thread	CH	LCH	L	H	Max Hole
27NCOLF90M12	A	3" x ½"NPT	1	0.45	0.0967	3" => 90 mm	½"NPT	0.53	-	-	4.17	4.09	0.59
27NCOLF90M34	A	3" x ¾"NPT	1	0.55	0.1048	3" => 90 mm	¾"NPT	0.55	-	-	4.17	4.74	0.59
27NCOLF90M01	A	3" x 1"NPT	1	0.847	0.0965	3" => 90 mm	1"NPT	0.68	-	-	3.94	4.53	0.89
27NCOLF90M02	B	3" x 2"NPT	1	1.891	0.1476	3" => 90 mm	2"NPT	0.94	2.36	0.71	5.51	5.23	1.73
27NCOLF110M12	A	3½" x ½"NPT	1	0.497	0.1613	3½" => 110 mm	½"NPT	0.53	-	-	5.51	3.98	0.63
27NCOLF110M34	A	3½" x ¾"NPT	1	0.597	0.1657	3½" => 110 mm	¾"NPT	0.55	-	-	5.51	4.21	0.63
27NCOLF110M01	A	3½" x 1"NPT	1	0.872	0.111	3½" => 110 mm	1"NPT	0.68	-	-	3.94	3.66	0.89
27NCOLF110M02	B	3½" x 2"NPT	1	1.914	0.185	3½" => 110 mm	2"NPT	0.94	2.36	0.71	5.51	5.23	1.73
27NCOLF125M12	A	4" x ½"NPT	1	0.516	0.1908	4" => 125 mm	½"NPT	0.53	-	-	5.51	3.98	0.63
27NCOLF125M34	A	4" x ¾"NPT	1	0.616	0.1956	4" => 125 mm	¾"NPT	0.55	-	-	5.51	4.21	0.63
27NCOLF125M01	A	4" x 1"NPT	1	0.918	0.2032	4" => 125 mm	1"NPT	0.68	-	-	5.51	4.57	0.87
27NCOLF125M02	B	4" x 2"NPT	1	2.174	0.217	4" => 125 mm	2"NPT	0.94	2.36	0.71	5.51	5.23	1.73

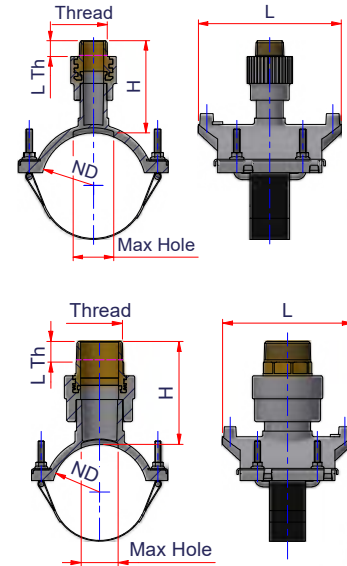


MALE THREADED ELECTROLET BRANCH FITTING WITH BELT

Material: PP-RCT - Brass
Range: 3"x 1¼" ÷ 12"x 4"

Weldability notes: You must scrape the pipe before the welding of the fitting. The perforation of the pipe must be do after the cooling time.

OD	WELDABILITY
ø 1¼"	DR ≤ 7.4
ø 1½" ÷ 2½"	DR ≤ 11
ø > 3"	DR ≤ 17



These components are assembled from subcomponents upon ordering and as a result are non-returnable items.

SDR11

Code	Type	Size	Carton Qty	Weight lb/p.	Volume ft³/p.	ND	Thread	L Thread	CH	LCH	L	H	Max Hole
27NCOLF90M114	B	3"x 1¼"NPT	1	1.828	0.1028	3"=> 90 mm	1¼"NPT	0.75	1.65	0.59	5.51	5.35	1.18
27NCOLF90M112	B	3"x 1½"NPT	1	2.171	0.1042	3"=> 90 mm	1½"NPT	0.77	1.97	0.59	5.51	5.45	1.50
27NCOLF90M03	B	3"x 3"NPT	1	6.268	0.1482	3"=> 90 mm	3"NPT	1.22	3.54	0.91	6.69	6.69	2.76
27NCOLF110M114	B	3½"x 1¼"NPT	1	1.836	0.1205	3½"=> 110 mm	1¼"NPT	0.75	1.65	0.59	5.51	5.35	1.18
27NCOLF110M112	B	3½"x 1½"NPT	1	2.172	0.1221	3½"=> 110 mm	1½"NPT	0.77	1.97	0.59	5.51	5.45	1.50
27NCOLF110M212	B	3½"x 2½"NPT	1	4.799	0.1585	3½"=> 110 mm	2½"NPT	1.14	3.15	0.79	6.69	5.98	2.32
27NCOLF110M03	B	3½"x 3"NPT	1	6.238	0.1716	3½"=> 110 mm	3"NPT	1.22	3.54	0.91	6.69	6.65	2.76
27NCOLF110M04	B	3½"x 4"NPT	1	9.279	0.2048	3½"=> 110 mm	4"NPT	1.34	4.53	1.18	6.85	8.11	2.76
27NCOLF125M114	B	4"x 1¼"NPT	1	1.852	0.1345	4"=> 125 mm	1¼"NPT	0.75	1.65	0.59	5.51	5.35	1.18
27NCOLF125M112	B	4"x 1½"NPT	1	2.181	0.1362	4"=> 125 mm	1½"NPT	0.77	1.97	0.59	5.51	5.45	1.50
27NCOLF125M212	B	4"x 2½"NPT	1	4.809	0.1764	4"=> 125 mm	2½"NPT	1.14	3.15	0.79	6.69	5.98	2.32
27NCOLF125M03	B	4"x 3"NPT	1	6.225	0.1904	4"=> 125 mm	3"NPT	1.22	3.54	0.91	6.69	6.65	2.76
27NCOLF160M12	A	6"x ½"NPT	1	1.189	0.1423	6"=> 160 mm	½"NPT	0.53	-	-	5.51	3.98	0.63
27NCOLF160M34	A	6"x ¾"NPT	1	1.289	0.1469	6"=> 160 mm	¾"NPT	0.55	-	-	5.51	4.21	0.63
27NCOLF160M01	A	6"x 1"NPT	1	1.582	0.1541	6"=> 160 mm	1"NPT	0.68	-	-	5.51	4.57	0.89
27NCOLF160M114	B	6"x 1¼"NPT	1	1.872	0.1697	6"=> 160 mm	1¼"NPT	0.75	1.65	0.59	5.51	5.35	1.18
27NCOLF160M112	B	6"x 1½"NPT	1	2.191	0.1717	6"=> 160 mm	1½"NPT	0.77	1.97	0.59	5.51	5.45	1.50
27NCOLF160M02	B	6"x 2"NPT	1	2.887	0.1806	6"=> 160 mm	2"NPT	0.94	2.36	0.71	5.51	5.90	1.73
27NCOLF160M212	B	6"x 2½"NPT	1	4.817	0.2213	6"=> 160 mm	2½"NPT	1.14	3.15	0.79	6.69	5.98	2.32
27NCOLF160M03	B	6"x 3"NPT	1	6.385	0.2375	6"=> 160 mm	3"NPT	1.22	3.54	0.91	6.69	6.65	2.76

follow ...



(A)



(B)



(C)



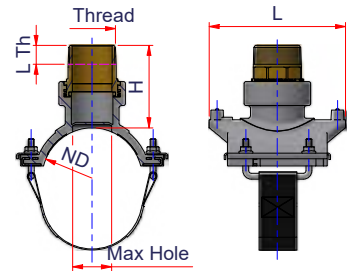
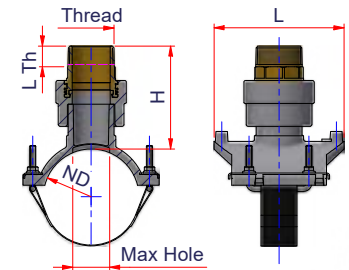
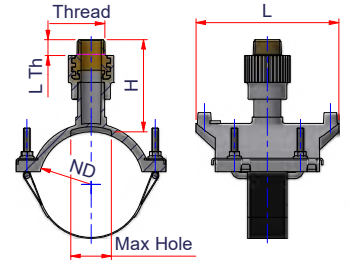
MALE THREADED ELECTROLET™ BRANCH FITTING WITH BELT

Material: PP-RCT - Brass

Range: 3" x 1¼" ÷ 12" x 4"

Weldability notes: You must scrape the pipe before the welding of the fitting. The perforation of the pipe must be do after the cooling time.

OD	WELDABILITY
ø 1¼"	DR ≤ 7.4
ø 1½" ÷ 2½"	DR ≤ 11
ø > 3"	DR ≤ 17



These components are assembled from subcomponents upon ordering and as a result are non-returnable items.

SDR11

Code	Type	Size	Carton Qty	Weight lb/p.	Volume ft³/p.	ND	Thread	L Thread	CH	LCH	L	H	Max Hole
27NCOLF200M34	A	8" x ¾" NPT	1	1.337	0.1939	8" => 200 mm	¾" NPT	0.55	-	-	5.51	4.47	0.89
27NCOLF200M01	C	8" x 1" NPT	1	1.592	0.1962	8" => 200 mm	1" NPT	0.68	1.34	0.43	5.51	4.57	0.89
27NCOLF200M114	B	8" x 1¼" NPT	1	1.892	0.2142	8" => 200 mm	1¼" NPT	0.75	1.65	0.59	5.51	5.35	1.18
27NCOLF200M112	B	8" x 1½" NPT	1	2.194	0.2165	8" => 200 mm	1½" NPT	0.77	1.97	0.59	5.51	5.45	1.50
27NCOLF200M02	B	8" x 2" NPT	1	2.858	0.2269	8" => 200 mm	2" NPT	0.94	2.36	0.71	5.51	5.90	1.73
27NCOLF200M212	B	8" x 2½" NPT	1	4.832	0.2777	8" => 200 mm	2½" NPT	1.14	3.15	0.79	6.69	5.98	2.32
27NCOLF200M03	B	8" x 3" NPT	1	6.282	0.2965	8" => 200 mm	3" NPT	1.22	3.54	0.91	6.69	6.65	2.76
27NCOLF200M04	B	8" x 4" NPT	1	9.728	0.3762	8" => 200 mm	4" NPT	1.34	4.53	1.18	7.87	7.48	3.43
27NCOLF250M34	A	10" x ¾" NPT	1	1.361	0.2528	10" => 250 mm	¾" NPT	0.55	-	-	5.51	4.47	0.89
27NCOLF250M01	C	10" x 1" NPT	1	1.616	0.2555	10" => 250 mm	1" NPT	0.68	1.34	0.43	5.51	4.57	0.89
27NCOLF250M114	B	10" x 1¼" NPT	1	1.977	0.2765	10" => 250 mm	1¼" NPT	0.75	1.65	0.59	5.51	5.35	1.18
27NCOLF250M112	B	10" x 1½" NPT	1	2.212	0.2792	10" => 250 mm	1½" NPT	0.77	1.97	0.59	5.51	5.45	1.50
27NCOLF250M02	B	10" x 2" NPT	1	2.876	0.2913	10" => 250 mm	2" NPT	0.94	2.36	0.71	5.51	5.90	1.73
27NCOLF250M212	B	10" x 2½" NPT	1	4.911	0.3563	10" => 250 mm	2½" NPT	1.14	3.15	0.79	6.69	5.98	2.32
27NCOLF250M03	B	10" x 3" NPT	1	7.341	0.448	10" => 250 mm	3" NPT	1.22	3.54	0.91	7.87	6.73	2.76
27NCOLF250M04	B	10" x 4" NPT	1	10.196	0.4768	10" => 250 mm	4" NPT	1.34	4.53	1.18	7.87	7.48	3.43

follow ...



(A)



(B)



(C)



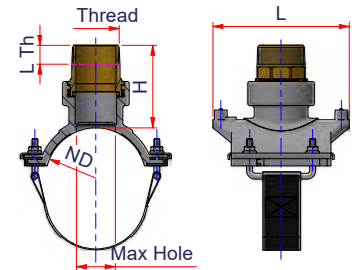
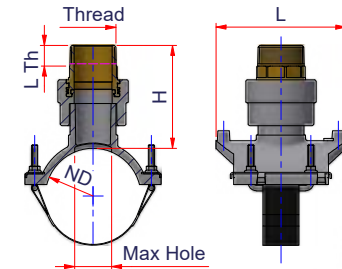
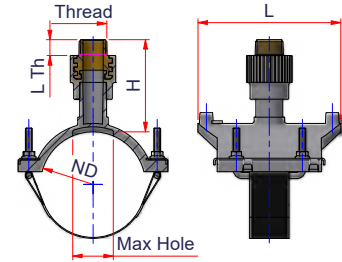
MALE THREADED ELECTROLET™ BRANCH FITTING WITH BELT

Material: PP-RCT - Brass

Range: 3" x 1/4" ÷ 12" x 4"

Weldability notes: You must scrape the pipe before the welding of the fitting. The perforation of the pipe must be do after the cooling time.


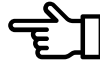
OD	WELDABILITY
ø 1/4"	DR ≤ 7.4
ø 1/2" ÷ 2 1/2"	DR ≤ 11
ø > 3"	DR ≤ 17



These components are assembled from subcomponents upon ordering and as a result are non-returnable items.

SDR11

Code	Type	Size	Carton Qty	Weight lb/p.	Volume ft³/p.	ND	Thread	L Thread	CH	LCH	L	H	Max Hole
27NCOLF315M34	A	12" x 3/4" NPT	1	1.361	0.3404	12" => 315 mm	3/4" NPT	0.55	-	-	5.51	4.47	0.89
27NCOLF315M01	C	12" x 1" NPT	1	1.616	0.3435	12" => 315 mm	1" NPT	0.68	1.34	0.43	5.51	4.57	0.89
27NCOLF315M114	B	12" x 1 1/4" NPT	1	1.837	0.3684	12" => 315 mm	1 1/4" NPT	0.75	1.65	0.59	5.51	5.35	1.18
27NCOLF315M112	B	12" x 1 1/2" NPT	1	2.245	0.3716	12" => 315 mm	1 1/2" NPT	0.77	1.97	0.59	5.51	5.45	1.50
27NCOLF315M02	B	12" x 2" NPT	1	4.654	0.386	12" => 315 mm	2" NPT	0.94	2.36	0.71	5.51	5.90	1.73
27NCOLF315M212	B	12" x 2 1/2" NPT	1	5.011	0.4717	12" => 315 mm	2 1/2" NPT	1.14	3.15	0.79	6.69	5.98	2.32
27NCOLF315M03	B	12" x 3" NPT	1	7.366	0.5891	12" => 315 mm	3" NPT	1.22	3.54	0.91	7.87	6.73	2.76
27NCOLF315M04	B	12" x 4" NPT	1	10.181	0.6233	12" => 315 mm	4" NPT	1.34	4.53	1.18	7.87	7.48	3.43



ELECTROLET™ BRANCH FITTING WITH VALVE PEX ADAPTER (COLD EXPANSION - ASTM F 1960)

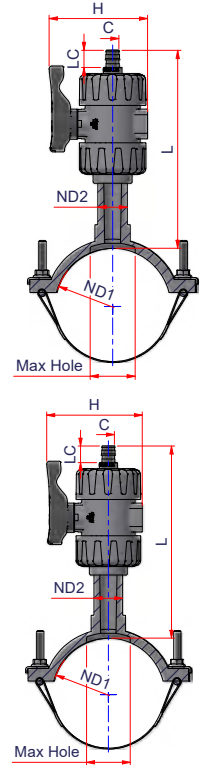
Material: PP-RCT - PA

Range: 1¼" x 1" ÷ 12" x 1" outlet ½", ¾", 1"

Note: Item composed by a electrofusion branch saddle, ball valve and a pex adapter.

Weldability notes: You must scrape the pipe before the welding of the fitting. The perforation of the pipe must be do after the cooling time.

OD	WELDABILITY
ø 1¼"	DR ≤ 7.4
ø 1½" ÷ 2½"	DR ≤ 11
ø > 3"	DR ≤ 17



These components are assembled from subcomponents upon ordering and as a result are non-returnable items.

SDR11

Code	Type	Size	Carton Qty	Weight lb/p.	Volume ft³/p.	ND1	ND2	L	H	C	LC	Max Hole
27NCOLVPR403212	A	1¼" x ½"	1	0.888	0.0923	1¼" => 40 mm	1" => 32 mm	7.93	4.17	½"	0.72	0.89
27NCOLVPR503212	A	1½" x ½"	1	0.897	0.096	1½" => 50 mm	1" => 32 mm	7.93	4.17	½"	0.72	0.89
27NCOLVPR633212	A	2" x ½"	1	0.912	0.1045	2" => 63 mm	1" => 32 mm	7.93	4.17	½"	0.72	0.89
27NCOLVPR753212	A	2½" x ½"	1	0.927	0.1152	½" => 75 mm	1" => 32 mm	7.93	4.17	½"	0.72	0.89
27NCOLVPR903212	A	3" x ½"	1	0.961	0.144	3" => 90 mm	1" => 32 mm	8.56	4.17	½"	0.72	0.89
27NCOLVPR1103212	A	3½" x ½"	1	0.986	0.1722	3½" => 110 mm	1" => 32 mm	8.56	4.17	½"	0.72	0.89
27NCOLVPR1253212	A	4" x ½"	1	1.032	0.2655	4" => 125 mm	1" => 32 mm	8.64	4.17	½"	0.72	0.89
27NCOLVPR1603212	B	6" x ½"	1	1.696	0.2353	6" => 160 mm	1" => 32 mm	8.64	4.17	½"	0.72	0.89
27NCOLVPR2003212	B	8" x ½"	1	1.706	0.2904	8" => 200 mm	1" => 32 mm	8.64	4.17	½"	0.72	0.89
27NCOLVPR2503212	B	10" x ½"	1	1.73	0.365	10" => 250 mm	1" => 32 mm	8.64	4.17	½"	0.72	0.89
27NCOLVPR3153212	B	12" x ½"	1	1.767	0.4732	12" => 315 mm	1" => 32 mm	8.64	4.17	½"	0.72	0.89
27NCOLVPR403234	A	1¼" x ¾"	1	0.893	0.099	1¼" => 40 mm	1" => 32 mm	8.64	4.17	¾"	0.96	0.89
27NCOLVPR503234	A	1½" x ¾"	1	0.902	0.0991	1½" => 50 mm	1" => 32 mm	8.25	4.17	¾"	0.96	0.89
27NCOLVPR633234	A	2" x ¾"	1	0.917	0.1077	2" => 63 mm	1" => 32 mm	8.25	4.17	¾"	0.96	0.89
27NCOLVPR753234	A	2½" x ¾"	1	0.932	0.1186	½" => 75 mm	1" => 32 mm	8.25	4.17	¾"	0.96	0.89
27NCOLVPR903234	A	3" x ¾"	1	0.966	0.1404	3" => 90 mm	1" => 32 mm	8.25	4.17	¾"	0.96	0.89
27NCOLVPR1103234	A	3½" x ¾"	1	0.991	0.1764	3½" => 110 mm	1" => 32 mm	8.88	4.17	¾"	0.96	0.89



(A)



(B)



ELECTROLET™ BRANCH FITTING WITH VALVE PEX ADAPTER (COLD EXPANSION - ASTM F 1960)

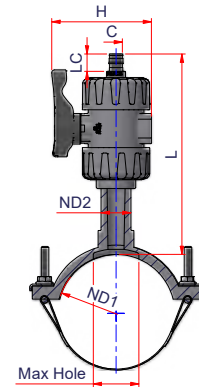
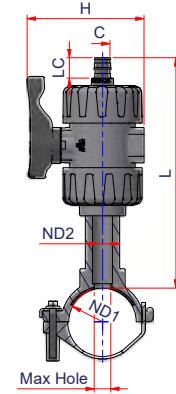
Material: PP-RCT - PA

Range: 1¼" x 1" ÷ 12" x 1" outlet ½", ¾", 1"

Note: Item composed by a electrofusion branch saddle, ball valve and a pex adapter.

Weldability notes: You must scrape the pipe before the welding of the fitting. The perforation of the pipe must be do after the cooling time.

OD	WELDABILITY
ø 1¼"	DR ≤ 7.4
ø 1½" ÷ 2½"	DR ≤ 11
ø > 3"	DR ≤ 17



These components are assembled from subcomponents upon ordering and as a result are non-returnable items.

SDR11

Code	Type	Size	Carton Qty	Weight lb/p.	Volume ft³/p.	ND1	ND2	L	H	C	LC	Max Hole
27NCOLVPR1253234	A	4" x ¾"	1	-	-	4" => 125 mm	1" => 32 mm	8.88	4.17	¾"	0.94	0.89
27NCOLVPR1603234	B	6" x ¾"	1	-	-	6" => 160 mm	1" => 32 mm	8.96	4.17	¾"	0.94	0.89
27NCOLVPR2003234	B	8" x ¾"	1	-	-	8" => 200 mm	1" => 32 mm	8.96	4.17	¾"	0.94	0.89
27NCOLVPR2503234	B	10" x ¾"	1	-	-	10" => 250 mm	1" => 32 mm	8.96	4.17	¾"	0.94	0.89
27NCOLVPR3153234	B	12" x ¾"	1	-	-	12" => 315 mm	1" => 32 mm	8.96	4.17	¾"	0.94	0.89
27NCOLVPR40321	A	1¼" x 1"	1	0.914	0.1021	1¼" => 40 mm	1" => 32 mm	8.96	4.17	1"	1.20	0.89
27NCOLVPR50321	A	1½" x 1"	1	0.923	0.1012	1½" => 50 mm	1" => 32 mm	8.48	4.17	1"	1.20	0.89
27NCOLVPR63321	A	2" x 1"	1	0.938	0.1099	2" => 63 mm	1" => 32 mm	8.48	4.17	1"	1.20	0.89
27NCOLVPR75321	A	2½" x 1"	1	0.953	0.1209	½" => 75 mm	1" => 32 mm	8.48	4.17	1"	1.20	0.89
27NCOLVPR90321	A	3" x 1"	1	0.987	0.1431	3" => 90 mm	1" => 32 mm	8.48	4.17	1"	1.20	0.89
27NCOLVPR110321	A	3½" x 1"	1	1.012	0.1794	3½" => 110 mm	1" => 32 mm	9.11	4.17	1"	1.20	0.89
27NCOLVPR125321	B	4" x 1"	1	1.058	0.2745	4" => 125 mm	1" => 32 mm	9.11	4.17	1"	1.20	0.89
27NCOLVPR160321	B	6" x 1"	1	1.722	0.2463	6" => 160 mm	1" => 32 mm	9.19	4.17	1"	1.20	0.89
27NCOLVPR200321	B	8" x 1"	1	1.732	0.303	8" => 200 mm	1" => 32 mm	9.19	4.17	1"	1.20	0.89
27NCOLVPR250321	B	10" x 1"	1	1.756	0.3798	10" => 250 mm	1" => 32 mm	9.19	4.17	1"	1.20	0.89
27NCOLVPR315321	B	12" x 1"	1	1.793	0.4908	12" => 315 mm	1" => 32 mm	9.19	4.17	1"	1.20	0.89



(A)



(B)



ELECTROLET™ BRANCH FITTING WITH VALVE PEX ADAPTER (CRIMP RING - ASTM F 1807)

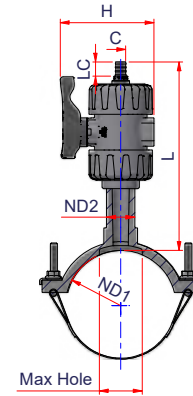
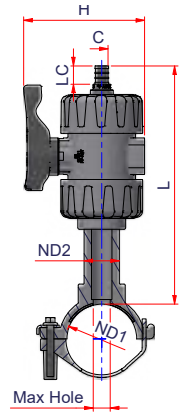
Material: PP-RCT - PA

Range: 1¼" x 1" ÷ 12" x 1" outlet ½", ¾", 1"

Note: Item composed by a electrofusion branch saddle, ball valve and a pex adapter.

Weldability notes: You must scrape the pipe before the welding of the fitting. The perforation of the pipe must be do after the cooling time.

OD	WELDABILITY
ø 1¼"	DR ≤ 7.4
ø 1½" ÷ 2½"	DR ≤ 11
ø > 3"	DR ≤ 17



These components are assembled from subcomponents upon ordering and as a result are non-returnable items.

SDR11

Code	Type	Size	Carton Qty	Weight lb/p.	Volume ft³/p.	ND1	ND2	L	H	C	LC	Max Hole
27NCOLVPRCR403212	A	1¼" x ½"	1	0.889	0.0924	1¼" => 40 mm	1" => 32 mm	7.94	4.17	½"	0.63	0.89
27NCOLVPRCR503212	A	1½" x ½"	1	0.898	0.0961	1½" => 50 mm	1" => 32 mm	7.94	4.17	½"	0.63	0.89
27NCOLVPRCR633212	A	2" x ½"	1	0.913	0.1046	2" => 63 mm	1" => 32 mm	7.94	4.17	½"	0.63	0.89
27NCOLVPRCR753212	A	2½" x ½"	1	0.928	0.1153	½" => 75 mm	1" => 32 mm	7.94	4.17	½"	0.63	0.89
27NCOLVPRCR903212	A	3" x ½"	1	0.962	0.1441	3" => 90 mm	1" => 32 mm	8.57	4.17	½"	0.63	0.89
27NCOLVPRCR1103212	A	3½" x ½"	1	0.987	0.1723	3½" => 110 mm	1" => 32 mm	8.57	4.17	½"	0.63	0.89
27NCOLVPRCR1253212	B	4" x ½"	1	1.033	0.2657	4" => 125 mm	1" => 32 mm	8.65	4.17	½"	0.63	0.89
27NCOLVPRCR1603212	B	6" x ½"	1	1.697	0.2355	6" => 160 mm	1" => 32 mm	8.65	4.17	½"	0.63	0.89
27NCOLVPRCR2003212	B	8" x ½"	1	1.707	0.2906	8" => 200 mm	1" => 32 mm	8.65	4.17	½"	0.63	0.89
27NCOLVPRCR2503212	B	10" x ½"	1	1.731	0.3652	10" => 250 mm	1" => 32 mm	8.65	4.17	½"	0.63	0.89
27NCOLVPRCR3153212	B	12" x ½"	1	1.768	0.4735	12" => 315 mm	1" => 32 mm	8.65	4.17	½"	0.63	0.89
27NCOLVPRCR403234	A	1¼" x ¾"	1	0.907	0.099	1¼" => 40 mm	1" => 32 mm	8.64	4.17	¾"	0.65	0.89
27NCOLVPRCR503234	A	1½" x ¾"	1	0.916	0.0991	1½" => 50 mm	1" => 32 mm	8.25	4.17	¾"	0.65	0.89
27NCOLVPRCR633234	A	2" x ¾"	1	0.931	0.1077	2" => 63 mm	1" => 32 mm	8.25	4.17	¾"	0.65	0.89
27NCOLVPRCR753234	A	2½" x ¾"	1	0.946	0.1186	½" => 75 mm	1" => 32 mm	8.25	4.17	¾"	0.65	0.89
27NCOLVPRCR903234	A	3" x ¾"	1	0.98	0.1404	3" => 90 mm	1" => 32 mm	8.25	4.17	¾"	0.65	0.89
27NCOLVPRCR1103234	A	3½" x ¾"	1	1.005	0.1764	3½" => 110 mm	1" => 32 mm	8.88	4.17	¾"	0.65	0.89

follow...



(A)



(B)



ELECTROLET™ BRANCH FITTING WITH VALVE PEX ADAPTER (CRIMP RING - ASTM F 1807)

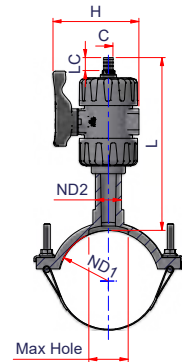
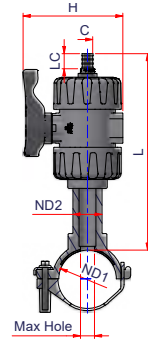
Material: PP-RCT - PA

Range: 1¼" x 1" ÷ 12" x 1" outlet ½", ¾", 1"

Note: Item composed by an electrofusion branch saddle, ball valve and a pex adapter.

Weldability notes: You must scrape the pipe before the welding of the fitting. The perforation of the pipe must be do after the cooling time.

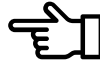
OD	WELDABILITY
ø 1¼"	DR ≤ 7.4
ø 1½" ÷ 2½"	DR ≤ 11
ø > 3"	DR ≤ 17



These components are assembled from subcomponents upon ordering and as a result are non-returnable items.

SDR11

Code	Type	Size	Carton Qty	Weight lb/p.	Volume ft³/p.	ND1	ND2	L	H	C	LC	Max Hole
27NCOLVPRCR1253234	A	4" x ¾"	1	1.051	0.2701	4" => 125 mm	1" => 32 mm	8.88	4.17	¾"	0.65	0.89
27NCOLVPRCR1603234	B	6" x ¾"	1	1.715	0.2417	6" => 160 mm	1" => 32 mm	8.96	4.17	¾"	0.65	0.89
27NCOLVPRCR2003234	B	8" x ¾"	1	1.725	0.2977	8" => 200 mm	1" => 32 mm	8.96	4.17	¾"	0.65	0.89
27NCOLVPRCR2503234	B	10" x ¾"	1	1.749	0.3736	10" => 250 mm	1" => 32 mm	8.96	4.17	¾"	0.65	0.89
27NCOLVPRCR3153234	B	12" x ¾"	1	1.786	0.4834	12" => 315 mm	1" => 32 mm	8.96	4.17	¾"	0.65	0.89
27NCOLVPRCR40321	A	1¼" x 1"	1	0.920	0.1022	1¼" => 40 mm	1" => 32 mm	8.97	4.17	1"	0.83	0.89
27NCOLVPRCR50321	A	1½" x 1"	1	0.929	0.1013	1½" => 50 mm	1" => 32 mm	8.49	4.17	1"	0.83	0.89
27NCOLVPRCR63321	A	2" x 1"	1	0.944	0.11	2" => 63 mm	1" => 32 mm	8.49	4.17	1"	0.83	0.89
27NCOLVPRCR75321	A	2½" x 1"	1	0.959	0.1211	½" => 75 mm	1" => 32 mm	8.49	4.17	1"	0.83	0.89
27NCOLVPRCR90321	A	3" x 1"	1	0.993	0.1432	3" => 90 mm	1" => 32 mm	8.49	4.17	1"	0.83	0.89
27NCOLVPRCR110321	A	3½" x 1"	1	1.018	0.1795	3½" => 110 mm	1" => 32 mm	9.12	4.17	1"	0.83	0.89
27NCOLVPRCR125321	A	4" x 1"	1	1.064	0.2747	4" => 125 mm	1" => 32 mm	9.12	4.17	1"	0.83	0.89
27NCOLVPRCR160321	B	6" x 1"	1	1.728	0.2465	6" => 160 mm	1" => 32 mm	9.2	4.17	1"	0.83	0.89
27NCOLVPRCR200321	B	8" x 1"	1	1.738	0.3033	8" => 200 mm	1" => 32 mm	9.2	4.17	1"	0.83	0.89
27NCOLVPRCR250321	B	10" x 1"	1	1.764	0.38	10" => 250 mm	1" => 32 mm	9.2	4.17	1"	0.83	0.89
27NCOLVPRCR315321	B	12" x 1"	1	1.799	0.4911	12" => 315 mm	1" => 32 mm	9.2	4.17	1"	0.83	0.89



(A)



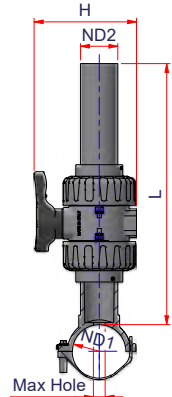
ELECTROLET™ BRANCH FITTING WITH VALVE AND PP-RCT PIPE FOR DRILLING TOOL

Material: PP-RCT

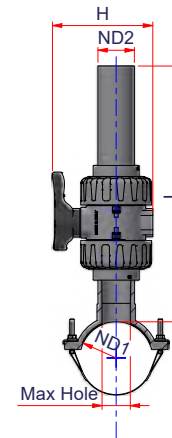
Range: 3½"x 2" ÷ 12"x 3"

Note: Item composed by electrofusion branch saddle, ball valve and PP-RCT pipe CLIMA 11.

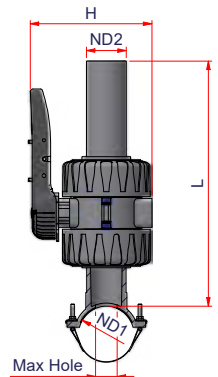
Weldability notes: You must scrape the pipe before the welding of the fitting. The perforation of the pipe must be do after the cooling time.



(B)



(C)



OD	WELDABILITY
ø 1¼"	DR ≤ 7.4
ø 1½" ÷ 2½"	DR ≤ 11
ø > 3"	DR ≤ 17

These components are assembled from subcomponents upon ordering and as a result are non-returnable items.

SDR11

Code	Type	Size	Carton Qty	Weight lb/p.	Volume ft³/p.	ND1	ND2	L	H	Max Hole
27NCOLV11063	A	3½"x 2"	1	3.444	0.6048	3½" => 110 mm	2" => 63 mm	23.0	6.81	1.73
27NCOLV12563	A	4"x 2"	1	3.654	0.6438	4" => 125 mm	2" => 63 mm	23.0	6.81	1.73
27NCOLV16063	B	6"x 2"	1	4.367	0.7017	6" => 160 mm	2" => 63 mm	23.0	6.81	1.73
27NCOLV20063	B	8"x 2"	1	4.338	0.7867	8" => 200 mm	2" => 63 mm	23.0	6.81	1.73
27NCOLV25063	B	10"x 2"	1	4.356	0.9008	10" => 250 mm	2" => 63 mm	23.0	6.81	1.73
27NCOLV31563	B	12"x 2"	1	6.134	1.0592	12" => 315 mm	2" => 63 mm	23.0	6.81	1.73
27NCOLV16090	C	6"x 3"	1	14.346	1.3985	6" => 160 mm	3" => 90 mm	24.2	10.83	2.76
27NCOLV20090	C	8"x 3"	1	14.243	1.4388	8" => 200 mm	3" => 90 mm	24.2	10.83	2.76
27NCOLV25090	C	10"x 3"	1	15.302	1.4891	10" => 250 mm	3" => 90 mm	24.2	10.83	2.76
27NCOLV31590	C	12"x 3"	1	15.327	1.5545	12" => 315 mm	3" => 90 mm	24.2	10.83	2.76



(A)



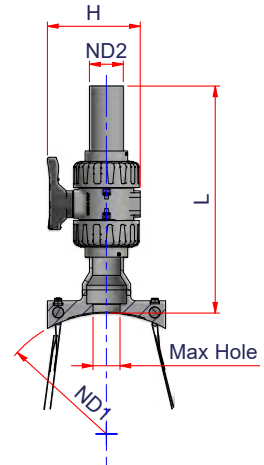
ELECTROLET™ HIGH VOLUME BRANCH FITTING WITH VALVE AND PP-RCT PIPE FOR DRILLING TOOL

Material: PP-RCT

Range: 14"x2" ÷ 24"x3"

Note: Item composed by top load electrofusion branch saddle, ball valve and PP-RCT pipe CLIMA 11.

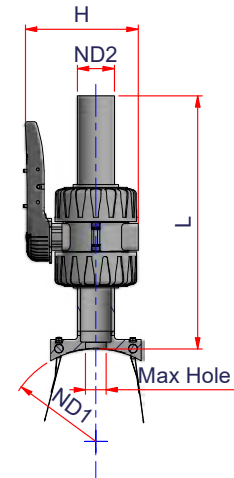
Weldability notes: You must scrape the pipe before the welding of the fitting. The perforation of the pipe must be do after the cooling time.



(B)



OD	WELDABILITY
ø 1¼"	DR ≤ 7.4
ø 1½" ÷ 2½"	DR ≤ 11
ø > 3"	DR ≤ 17



These components are assembled from subcomponents upon ordering and as a result are non-returnable items.

SDR11

Code	Type	Size	Carton Qty	Weight lb/p.	Volume ft³/p.	ND1	ND2	L	H	Max Hole
27NCOLTLV35563	A	14"x2"	1	11.01	1.1675	14"=> 400 mm	2"=> 63 mm	22.95	6.81	1.87
27NCOLTLV40063	A	16"x2"	1	11.442	1.2909	16"=> 400 mm	2"=> 63 mm	22.95	6.81	1.87
27NCOLTLV45063	A	18"x2"	1	11.925	1.4295	18"=> 450 mm	2"=> 63 mm	22.95	6.81	1.87
27NCOLTLV50063	A	20"x2"	1	12.36	1.5701	20"=> 500 mm	2"=> 63 mm	22.95	6.81	1.87
27NCOLTLV56063	A	22"x2"	1	12.997	1.7401	22"=> 560 mm	2"=> 63 mm	22.95	6.81	1.87
27NCOLTLV63063	A	24"x2"	1	13.684	1.944	24"=> 630 mm	2"=> 63 mm	22.95	6.81	1.87
27NCOLTLV35590	B	14"x3"	1	19.333	1.3156	14"=> 400 mm	3"=> 90 mm	23	10.83	1.97
27NCOLTLV40090	B	16"x3"	1	19.735	1.3804	16"=> 400 mm	3"=> 90 mm	23	10.83	1.97
27NCOLTLV45090	B	18"x3"	1	20.218	1.4526	18"=> 450 mm	3"=> 90 mm	23	10.83	1.97
27NCOLTLV50090	B	20"x3"	1	20.659	1.5269	20"=> 500 mm	3"=> 90 mm	23	10.83	1.97
27NCOLTLV56090	B	22"x3"	1	21.29	1.6154	22"=> 560 mm	3"=> 90 mm	23	10.83	1.97
27NCOLTLV63090	B	24"x3"	1	21.977	1.7215	24"=> 630 mm	3"=> 90 mm	23	10.83	1.97

follow...



ELECTROLET™ HIGH VOLUME BRANCH FITTING WITH VALVE AND PP-RCT PIPE FOR DRILLING TOOL

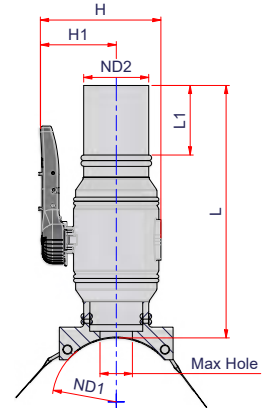


Material: PP-RCT

Range: 12"x 6" ÷ 24"x 6"

Note: Item composed by top load electrofusion branch saddle, ball valve and PP-RCT pipe CLIMA 11.

Weldability notes: You must scrape the pipe before the welding of the fitting. The perforation of the pipe must be do after the cooling time.



These components are assembled from subcomponents upon ordering and as a result are non-returnable items.

SDR11

Code	Size	Carton Qty	Weight lb/p.	Volume ft ³ /p.	ND1	ND2	L1	L	H1	H	Max Hole
27NCOLTLV315160	12"x 6"	1	-	-	12"=> 315 mm	6"=> 160 mm	6.73	24.46	7.32	11.65	3.6
27NCOLTLV355160	14"x 6"	1	-	-	14"=> 355 mm	6"=> 160 mm	6.73	24.46	7.32	11.65	3.6
27NCOLTLV400160	16"x 6"	1	-	-	16"=> 400 mm	6"=> 160 mm	6.73	24.46	7.32	11.65	3.6
27NCOLTLV450160	18"x 6"	1	-	-	18"=> 450 mm	6"=> 160 mm	6.73	24.46	7.32	11.65	3.6
27NCOLTLV500160	20"x 6"	1	-	-	20"=> 500 mm	6"=> 160 mm	6.73	24.46	7.32	11.65	3.6
27NCOLTLV560160	22"x 6"	1	-	-	22"=> 560 mm	6"=> 160 mm	6.73	24.46	7.32	11.65	3.6
27NCOLTLV630160	24"x 6"	1	-	-	24"=> 630 mm	6"=> 160 mm	6.73	24.46	7.32	11.65	3.6

NIRON



HB MCCLURE SKID PACKAGE A HARRISBURG

1.4. VALVES



(A)



(B)



PP-RCT TRUE UNION BALL VALVE SOCKET FUSION ENDS

Material: PP-RCT, EPDM, PTFE

Range: 1/2" ÷ 3 1/2"

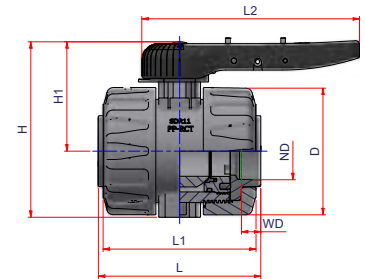
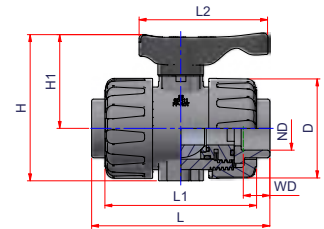
Note: Available in blue or red version

Type B already prepared for ISO 5211 connection

* Available while stocks last, replaced by 27NBVSF020034

** Available while stocks last, replaced by 27NBVSF025034

**⚠ DON'T USE FOR APPLICATION
WITH CHLORINATED WATER LINES**



Code	Type	Size	Body Type	Carton Qty	Weight lb/p.	Volume ft ³ /p.	ND (mm)	D	WD	L1	L2	L	H1	H
27NBVSF020034	A	1/2"	3/4"	1	0.526	0.0249	1/2" => 20 mm	2.44	9/16	3.77	3.64	4.52	2.6	3.9
27NBVSF020100*	A	1/2"	1"	1	0.683	0.0333	1/2" => 20 mm	2.83	9/16	4.29	3.64	4.88	2.68	4.17
27NBVSF025034	A	3/4"	3/4"	1	0.531	0.0253	3/4" => 25 mm	2.44	5/8	3.77	3.64	4.6	2.6	3.9
27NBVSF025100**	A	3/4"	1"	1	0.688	0.0339	3/4" => 25 mm	2.83	5/8	4.29	3.64	4.96	2.68	4.17
27NBVSF032100	A	1"	1"	1	0.690	0.0344	1" => 32 mm	2.83	11/16	4.29	3.64	5.04	2.68	4.17
27NBVSF040114	A	1 1/4"	1 1/4"	1	1.202	0.0613	1 1/4" => 40 mm	3.5	13/16	5.08	4.02	6.1	3.15	4.96
27NBVSF050200	A	1 1/2"	2"	1	2.868	0.1423	1 1/2" => 50 mm	4.8	15/16	6.3	5.28	7.52	4.33	6.81
27NBVSF063200	A	2"	2"	1	2.846	0.1476	2" => 63 mm	4.8	1 1/16	6.3	5.28	7.8	4.33	6.81
27NBVSF075300	B	2 1/2"	3"	1	11.347	0.476	2 1/2" => 75 mm	7.8	13/16	9.37	13.35	9.61	6.93	10.98
27NBVSF090300	B	3"	3"	1	11.331	0.4936	3" => 90 mm	7.8	15/16	9.37	13.35	9.96	6.93	10.98
27NBVSF110300	B	3 1/2"	3"	1	14.208	0.5189	3 1/2" => 110 mm	7.8	17/16	9.37	13.35	10.47	6.93	10.98



(A)



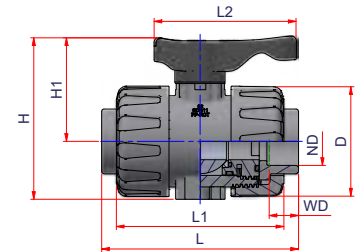
PP-RCT TRUE UNION BALL VALVE SOCKET FUSION ENDS WITH O'RING VITON

Material: PP-RCT, Viton, PTFE

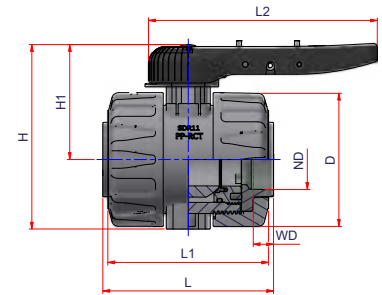
Range: ½" ÷ 3 ½"

Note: Available in blue or red version

Type B already prepared for ISO 5211 connection



(B)



Code	Type	Size	Body Type	Carton Qty	Weight lb/p.	Volume ft ³ /p.	ND (mm)	D	WD	L1	L2	L	H1	H
27NBVSF020034V	A	½"	¾"	1	0.526	0.0249	½" => 20 mm	2.44	9/16	3.77	3.64	4.52	2.6	3.9
27NBVSF025034V	A	¾"	¾"	1	0.531	0.0253	¾" => 25 mm	2.44	5/8	3.77	3.64	4.6	2.6	3.9
27NBVSF032100V	A	1"	1"	1	0.690	0.0344	1" => 32 mm	2.83	11/16	4.29	3.64	5.04	2.68	4.17
27NBVSF040114V	A	1¼"	1¼"	1	1.202	0.0613	1¼" => 40 mm	3.5	13/16	5.08	4.02	6.1	3.15	4.96
27NBVSF050200V	A	1½"	2"	1	2.868	0.1423	1½" => 50 mm	4.8	15/16	6.3	5.28	7.52	4.33	6.81
27NBVSF063200V	A	2"	2"	1	2.846	0.1476	2" => 63 mm	4.8	1 1/16	6.3	5.28	7.8	4.33	6.81
27NBVSF075300V	B	2½"	3"	1	11.347	0.476	2½" => 75 mm	7.8	1 3/16	9.37	13.35	9.61	6.93	10.98
27NBVSF090300V	B	3"	3"	1	11.331	0.4936	3" => 90 mm	7.8	1 5/16	9.37	13.35	9.96	6.93	10.98
27NBVSF110300V	B	3½"	3"	1	14.208	0.5189	3½" => 110 mm	7.8	1 7/16	9.37	13.35	10.47	6.93	10.98



(A)



(B)



PP-RCT TRUE UNION BALL VALVE SPIGOT ENDS SDR11

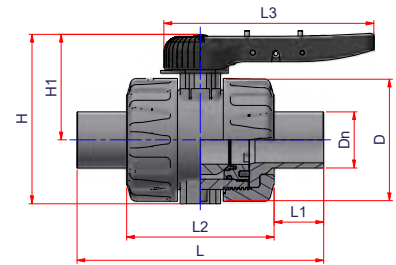
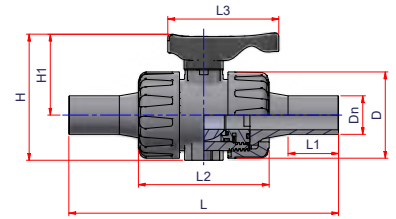
Material: P-RCT, EPDM, PTFE

Range: 3/4" ÷ 4"

Note: Available in blue or red version

Type B already prepared for ISO 5211 connection

**DON'T USE FOR APPLICATION
WITH CHLORINATED WATER LINES**



SDR11

Code	Type	Size	Body Type	Carton Qty	Weight lb/p.	Volume ft ³ /p.	ND (mm)	D	L1	L2	L3	L	H1	H
27NBVLS025034	A	3/4"	3/4"	1	-	0.048	3/4" => 25 mm	2.44	1.65	3.77	3.64	8.72	2.6	3.9
27NBVLS032034	A	1"	3/4"	1	-	0.0467	1" => 32 mm	2.44	1.73	3.77	3.64	8.48	2.6	3.9
27NBVLS040100	A	1 1/4"	1"	1	0.897	0.0717	1 1/4" => 40 mm	2.8	2.47	4.27	3.61	10.63	2.69	4.16
27NBVLS050114	A	1 1/2"	1 1/4"	1	1.362	0.1041	1 1/2" => 50 mm	3.49	2.55	5.06	4	10.43	3.14	4.94
27NBVLS063200	A	2"	2"	1	3.199	0.2526	2" => 63 mm	4.78	2.94	6.27	5.25	13.47	4.31	6.78
27NBVLS075200	A	2 1/2"	2"	1	3.386	0.2629	2 1/2" => 75 mm	4.78	3.29	6.27	5.25	14.02	4.31	6.78
27NBVLS090300	B	3"	3"	1	12.039	0.7669	3" => 90 mm	7.76	3.14	9.37	13.29	15.61	6.9	10.94
27NBVLS110300	B	3 1/2"	3"	1	12.297	0.7939	3 1/2" => 110 mm	7.76	3.41	9.37	13.29	16.16	6.9	10.94
27NBVLS125300	B	4"	3"	1	12.78	0.8501	4" => 125 mm	7.76	3.81	9.37	13.35	17.24	6.93	10.98



(A)



(B)



PP-RCT TRUE UNION BALL VALVE WITH PE100 SDR11 SPIGOT ENDS

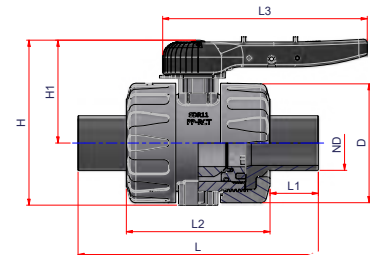
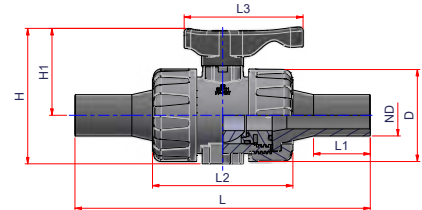
Material: PP-RCT, EPDM, PTFE, PE

Range: 3/4" ÷ 3 1/2"

Note: Available in blue or red version

Type B already prepared for ISO 5211 connection

**⚠ DON'T USE FOR APPLICATION
WITH CHLORINATED WATER LINES**



SDR11

Code	Type	Size	Body Type	Carton Qty	Weight lb/p.	Volume ft ³ /p.	ND (IPS)	D	L1	L2	L3	L	H1	H
27NBVLS034034PE	A	3/4"	3/4"	1	-	0.048	3/4" => 1.05 in	2.44	1.65	3.77	3.64	8.72	2.6	3.9
27NBVLS100034PE	A	1"	3/4"	1	-	0.0467	1" => 1.32 in	2.44	1.73	3.77	3.64	8.48	2.6	3.9
27NBVLS114100PE	A	1 1/4"	1"	1	0.822	0.0726	1 1/4" => 1.66 in	2.82	2.36	4.29	3.64	10.67	2.7	4.17
27NBVLS112114PE	A	1 1/2"	1 1/4"	1	-	0.1041	1 1/2" => 1.90 in	3.49	2.56	5.09	4	10.43	3.14	4.94
27NBVLS200200PE	A	2"	2"	1	3.108	0.2569	2" => 2.38 in	4.8	2.95	6.04	5.28	13.58	4.33	6.81
27NBVLS212200PE	A	2 1/2"	2"	1	3.346	0.2561	2 1/2" => 2.88 in	4.8	3.31	6.04	5.28	13.54	4.33	6.81
27NBVLS300300PE	B	3"	3"	1	12.147	0.7766	3" => 3.50 in	7.8	3.23	9.37	13.35	15.67	6.93	10.98
27NBVLS400300PE	B	4"	3"	1	12.831	0.8039	4" => 4.50 in	7.8	4.84	9.37	13.35	16.22	6.93	10.98



PP-RCT TRUE UNION BALL VALVE PVC SOLVENT CEMENT JOINT

Material: PP-RCT, EPDM, PTFE, PVC

Range: 1/2" ÷ 3"

Note: Available in blue or red version

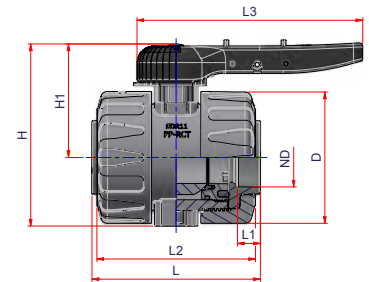
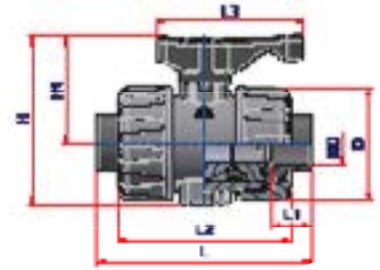
Type B already prepared for ISO 5211 connection

**DON'T USE FOR APPLICATION
WITH CHLORINATED WATER LINES**

(A)



(B)



Code	Type	Size	Body Type	Carton Qty	Weight lb/p.	Volume ft ³ /p.	ND (IPS)	D	L1	L2	L3	L	H1	H
27NBVPVC012034	A	1/2"	3/4"	1	-	0.0249	1/2" => 0.85 in	2.44	0.65	3.77	3.64	4.52	2.6	3.9
27NBVPVC034034	A	3/4"	3/4"	1	-	0.0253	3/4" => 1.06 in	2.44	0.73	3.77	3.64	4.6	2.6	3.9
27NBVPVC100100	A	1"	1"	1	0.69	0.0343	1" => 1.33 in	2.82	0.81	4.29	3.64	5.04	2.7	4.17
27NBVPVC114114	A	1 1/4"	1 1/4"	1	-	0.0613	1 1/4" => 1.67 in	3.5	0.89	5.08	4.02	6.1	3.15	4.96
27NBVPVC112200	A	1 1/2"	2"	1	2.868	0.1373	1 1/2" => 1.91 in	4.8	1.00	6.04	5.28	7.26	4.33	6.81
27NBVPVC200200	A	2"	2"	1	2.846	0.1468	2" => 2.39 in	4.8	1.14	6.04	5.28	7.76	4.33	6.81
27NBVPVC212300	B	2 1/2"	3"	1	11.347	0.4763	2 1/2" => 3.50 in	7.8	1.3	9.37	13.35	9.61	6.93	10.98
27NBVPVC300300	B	3"	3"	1	11.311	0.4936	3" => 4.50 in	7.8	1.3	9.37	13.35	9.96	6.93	10.98

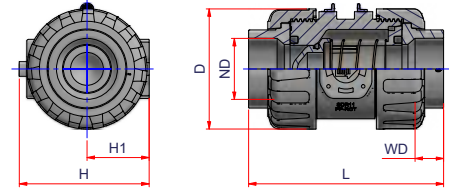
PP-RCT TRUE UNION CONE CHECK VALVE



Material: PP-RCT, EPDM, PTFE, PVC

Range: ½" ÷ 3"

Note: * Long spigot outlet



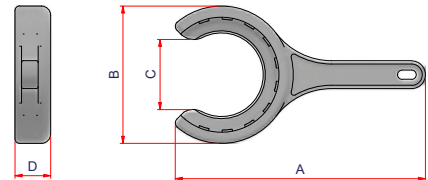
Code	Size	Body Type	Carton Qty	Weight lb/p.	Volume ft³/p.	ND (mm)	D	WD	L1	L	H1	H
27NBCVSF020100	½"	1"	1	0.571	0.0251	½" => 20 mm	2.82	9/16	-	4.87	1.48	3.16
27NBCVSF025100	¾"	1"	1	0.575	0.0255	¾" => 25 mm	2.82	5/8	-	4.94	1.48	3.16
27NBCVSF032100	1"	1"	1	0.58	0.0258	1" => 32 mm	2.82	11/16	-	5.00	1.48	3.16
27NBCVSF040200	1¼"	2"	1	-	0.1004	1¼" => 40 mm	4.80	13/16	-	6.95	2.48	5.20
27NBCVSF050200	1½"	2"	1	-	0.1049	1½" => 50 mm	4.80	15/16	-	7.26	2.48	5.20
27NBCVSF063200	2"	2"	1	2.379	0.1127	2" => 63 mm	4.80	1 1/16	-	7.80	2.48	5.20
27NBCVSF075200*	2½"	2"	1	-	0.1853	2½" => 75 mm	4.80	-	3.27	12.83	2.48	5.20
27NBCVSF075300	2½"	3"	1	-	0.3175	2½" => 75 mm	7.80	13/16	-	9.61	4.06	7.32
27NBCVSF090300	3"	3"	1	-	0.3291	3" => 90 mm	7.80	15/16	-	9.96	4.06	7.32
27NBCVSF110300	3½"	3"	1	-	0.3459	3½" => 110 mm	7.80	17/16	-	10.47	4.06	7.32
27NBCVLS125300*	4"	3"	1	10.424	0.5815	4" => 125 mm	7.80	-	3.82	17.60	4.06	7.32



TIGHTENING WRENCH FOR BALL VALVES

Material: Plastic

Range: 1" - 2" - 3"

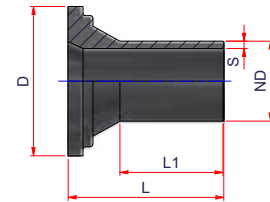


Code	Body Type	Weight lb/p.	Volume ft³/p.	A	B	C	D
00CHGH034	¾"	0.154	0.0142	7.76	3.23	1.51	0.98
00CHGH100	1"	0.141	0.0172	7.83	3.46	1.65	1.10
00CHGH114	1¼"	0.229	0.0278	8.79	4.33	2.18	1.26
00CHGH200	2"	0.441	0.0545	10.62	5.83	2.97	1.52
00CHGH300	3"	1.312	0.1826	14.40	8.98	4.50	2.44


PE WELDING COLLAR SPIGOT ENDS



Material: PE
Range: 3/4" ÷ 3 1/2"

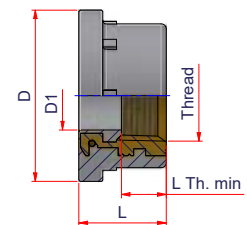


Code	Size	Body Type	Carton Qty	Weight lb/p.	Volume ft ³ /p.	ND (IPS)	S	D	L1	L
27NAPELS034034	3/4"	3/4"	1	-	0.0067	3/4" => 1.05 in	0.09	1.97	1.65	2.99
27NAPELS034100	3/4"	1"	1	0.082	0.0081	3/4" => 1.05 in	0.09	2.17	1.65	2.99
27NAPELS100034	1"	3/4"	1	-	0.0067	1" => 1.32 in	0.11	1.97	1.73	2.99
27NAPELS100100	1"	1"	1	0.082	0.0081	1" => 1.32 in	0.11	2.17	1.73	2.99
27NAPELS114100	1 1/4"	1"	1	0.117	0.0091	1 1/4" => 1.66 in	0.14	2.17	2.36	3.35
27NAPELS112114	1 1/2"	1 1/4"	1	0.304	0.0301	1 1/2" => 1.90 in	0.18	3.68	2.56	3.84
27NAPELS112200	1 1/2"	2"	1	-	0.0301	1 1/2" => 1.90 in	0.18	3.68	2.56	3.84
27NAPELS200200	2"	2"	1	0.37	0.0355	2" => 2.38 in	0.23	3.68	2.95	4.53
27NAPELS212200	2 1/2"	2"	1	0.489	0.0376	2 1/2" => 2.88 in	0.27	3.68	3.31	4.8
27NAPELS300300	3"	3"	1	1.054	0.0985	3" => 3.50 in	0.32	6	3.23	4.73
27NAPELS400300	4"	3"	1	1.418	0.1148	4" => 4.50 in	0.39	6	4.84	5.51



PP-RCT / BRASS FEMALE ADAPTER NPT THREADED

Material: PP-RCT - Brass
Range: 1/2" ÷ 1" NPT



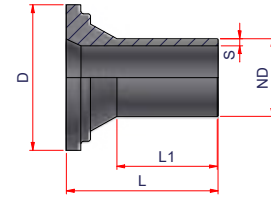
Code	Body Type	Carton Qty	Weight lb/p.	Volume ft ³ /p.	D1	D	Thread	L Th. min	L
27NAPPF012034NPT	3/4"	1	-	0.0022	0.58	1.97	1/2" NPT	0.53	0.96
27NAPPF012100NPT	1"	1	0.148	0.0026	0.58	2.17	1/2" NPT	0.53	0.96
27NAPPF034100NPT	1"	1	0.218	0.0028	0.79	2.17	3/4" NPT	0.55	1.01
27NAPPF100114NPT	1 1/4"	1	-	0.0107	0.94	3.66	1" NPT	0.66	1.37
27NAPPF100200NPT	2"	1	0.531	0.0107	0.94	3.66	1" NPT	0.66	1.37

(A)

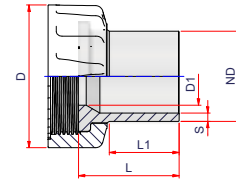


PP-RCT WELDING COLLAR SPIGOT END

Material: PP-RCT
Range: ¾" ÷ 3½"



(B)



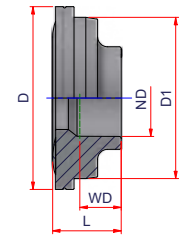
Code	Type	Size	Body Type	Carton Qty	Weight lb/p.	Volume ft ³ /p.	ND (mm)	S	D1	D	L1	L
27NAPPLS025034	A	¾"	¾"	1	-	0.007	¾" => 25 mm	0.09	-	1.97	1.65	3.11
27NAPPLS025100	A	¾"	1"	1	0.072	0.0085	¾" => 25 mm	0.09	-	2.17	1.65	3.11
27NAPPLS032034	A	1"	¾"	1	-	0.0067	1" => 32 mm	0.11	-	1.97	1.73	2.99
27NAPPLS032100	A	1"	1"	1	0.106	0.0081	1" => 32 mm	0.11	-	2.17	1.73	2.99
27NAPPLS040100	A	1¼"	1"	1	0.141	0.0104	1¼" => 40 mm	0.14	-	2.17	2.48	3.82
27NAPPLS050114	A	1½"	1¼"	1	0.284	0.0301	1½" => 50 mm	0.18	-	3.68	2.56	3.84
27NAPPLS050200	A	1½"	2"	1	0.284	0.0301	1½" => 50 mm	0.18	-	3.68	2.56	3.84
27NAPPLS063200	A	2"	2"	1	0.397	0.0355	2" => 63 mm	0.23	-	3.68	2.95	4.53
27NAPPLS075200	A	2½"	2"	1	0.491	0.0373	2½" => 75 mm	0.27	-	3.68	3.27	4.76
27NAPPLS090300	A	3"	2"	1	1.007	0.099	3" => 90 mm	0.32	-	6.02	3.27	4.72
27NAPPLS110300	A	3½"	3"	1	1.117	0.1049	3½" => 110 mm	0.39	-	6.02	4.33	5
27NAPPLS125300	B	4"	3"	1	3.347	0.2520	4" => 125 mm	0.45	3.15	7.80	3.82	5.51

(A)

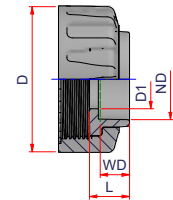


PP-RCT WELDING COLLAR SOCKET FUSION END

Material: PP-RCT
Range: ½" ÷ 3½"



(B)

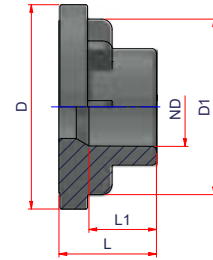


Code	Type	Size	Body Type	Carton Qty	Weight lb/p.	Volume ft ³ /p.	ND (mm)	D1	D	WD	L
27NAPPSF020034	A	½"	¾"	1	0.033	0.0017	½" => 20 mm	1.50	1.77	9/16	0.94
27NAPPSF020100	A	½"	1"	1	0.039	0.0021	½" => 20 mm	1.69	1.97	9/16	0.94
27NAPPSF025034	A	¾"	¾"	1	0.033	0.0018	¾" => 25 mm	1.50	1.77	5/8	0.97
27NAPPSF025100	A	¾"	1"	1	0.041	0.0022	¾" => 25 mm	1.69	1.97	5/8	0.97
27NAPPSF032100	A	1"	1"	1	0.043	0.0022	1" => 32 mm	1.69	1.97	11/16	1
27NAPPSF040114	A	1¼"	1¼"	1	0.084	0.0046	1¼" => 40 mm	2.06	2.52	13/16	1.26
27NAPPSF040200	A	1¼"	2"	1	0.246	0.0106	1¼" => 40 mm	3.23	3.66	13/16	1.37
27NAPPSF050200	A	1½"	2"	1	0.236	0.0119	1½" => 50 mm	3.23	3.66	15/16	1.53
27NAPPSF063200	A	2"	2"	1	0.23	0.0129	2" => 63 mm	3.23	3.66	1 1/16	1.66
27NAPPSF075300	A	2½"	3"	1	0.659	0.0354	2½" => 75 mm	4.37	6.02	13/16	1.69
27NAPPSF090300	A	3"	3"	1	0.588	0.0388	3" => 90 mm	4.37	6.02	15/16	1.85
27NAPPSF110300	B	3½"	3"	1	2.507	0.0745	3½" => 110 mm	3.15	7.80	17/16"	2.13



WELDING COLLAR PVC SOLVENT CEMENT JOINT

Material: PVC
Range: 1/2" ÷ 3"

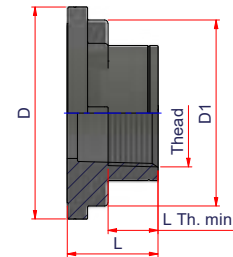


Code	Size	Body Type	Carton Qty	Weight lb/p.	Volume ft³/p.	ND (IPS)	D1	D	L1	L
27NAPVC012100	1/2"	1"	10	0.055	0.0021	1/2" => 0.85 in	1.69	1.97	0.65	0.94
27NAPVC034100	3/4"	1"	10	0.620	0.0026	3/4" => 1.06 in	1.69	1.97	0.73	1.16
27NAPVC100100	1"	1"	10	0.070	0.0029	1" => 1.33 in	1.69	1.97	0.81	1.28
27NAPVC112200	1 1/4"	2"	6	0.253	0.0106	1" 1/4" => 1.67 in	3.23	3.66	0.89	1.37
27NAPVC114200	1 1/2"	2"	6	0.258	0.0119	1" 1/2" => 1.91 in	3.23	3.66	1.00	1.53
27NAPVC200200	2"	2"	6	0.282	0.0129	2" => 2.39 in	3.23	3.66	1.14	1.66
27NAPVC212300	2 1/2"	3"	1	0.647	0.0354	2 1/2" => 3.50 in	4.37	6.02	1.3	1.69
27NAPVC300200	3"	3"	1	0.714	0.0354	3" => 4.50 in	4.37	6.02	1.3	1.69



WELDING COLLAR PVC SOLVENT CEMENT JOINT WITH NPT THREAD

Material: PVC
Range: 1/2" ÷ 3" NPT



Code	Size	Body Type	Carton Qty	Weight lb/p.	Volume ft³/p.	Thread	D1	D	L Th. min	L
27NAPVCF012100NPT	1/2"	1"	10	0.064	0.0021	1/2" NPT	1.69	1.97	0.65	0.94
27NAPVCF034100NPT	3/4"	1"	10	0.066	0.0026	3/4" NPT	1.69	1.97	0.73	1.16
27NAPVCF100100NPT	1"	1"	10	0.090	0.0029	1" NPT	1.69	1.97	0.81	1.28
27NAPVCF114200NPT	1 1/4"	2"	6	0.282	0.0106	1 1/4" NPT	3.23	3.66	0.89	1.37
27NAPVCF112200NPT	1 1/2"	2"	6	0.293	0.0119	1 1/2" NPT	3.23	3.66	1.00	1.53
27NAPVCF200200NPT	2"	2"	6	0.335	0.0129	2" NPT	3.23	3.66	1.14	1.66
27NAPVCF212300NPT	2 1/2"	3"	1	0.661	0.0354	2 1/2" NPT	4.37	6.02	1.30	1.69
27NAPVCF300300NPT	3"	3"	1	0.65	0.0354	3" NPT	4.37	6.02	1.30	1.69

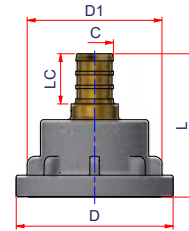


(A)

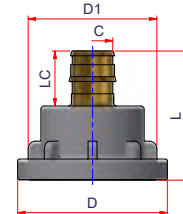


CRIMP RING ADAPTER

Material: PA
Range: ½" ÷ 1"



(B)

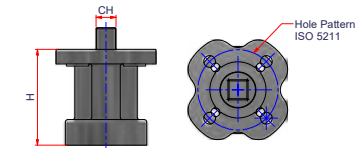


Code	Type	Body Type	Notes	Carton Qty	Weight lb/p.	Volume ft ³ /p.	D	D1	L	C	LC
27NAPRCR012034	A	¾"	ASTM F 1807	10	-	0.0038	1.97	1.50	1.68	½"	0.63
27NAPRCR012100	A	1"	ASTM F 1807	10	0.209	0.0046	2.17	1.69	1.69	½"	0.63
27NAPRCR034100	A	1"	ASTM F 1807	10	0.306	0.0053	2.17	1.71	1.96	¾"	0.65
27NAPRCR100114	A	1¼"	ASTM F 1807	10	-	0.0201	3.68	3.23	2.57	1"	0.83
27NAPRCR100200	A	2"	ASTM F 1807	10	0.752	0.0201	3.68	3.23	2.57	1"	0.83
27NAPR012034	B	¾"	ASTM F 1960	10	-	0.0038	1.97	1.50	1.68	½"	0.72
27NAPR012100	B	1"	ASTM F 1960	10	0.209	0.0046	2.17	1.69	1.69	½"	0.72
27NAPR034100	B	1"	ASTM F 1960	10	0.273	0.0053	2.17	1.71	1.96	¾"	0.96
27NAPR100114	B	1¼"	ASTM F 1960	10	-	0.0201	3.68	3.23	2.57	1"	1.20
27NAPR100200	B	2"	ASTM F 1960	10	0.608	0.0201	3.68	3.23	2.57	1"	1.20



FIXING BRACKET FOR ACTUATORS

Material: PA
Range: 1" - 2"
In accordance to ISO 5211



Code	Body Type	Carton Qty	Weight lb/p.	Volume ft ³ /p.	Hole Pattern ISO 5211	H	CH
27NFBAF03100	1"	1	0.115	0.004	F03	1.69	0.35
27NFBAF04114	1 1/4"	1	0.165	0.005	F04	1.83	0.43
27NFBAF05114	1 1/4"	1	0.190	0.008	F05	1.89	0.55
27NFBAF05200	2"	1	0.295	0.01	F05	2.21	0.55



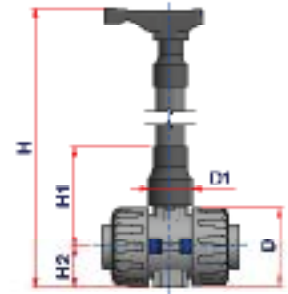
STEM EXTENSION FOR BALL VALVE LONG VERSION

Material: PVC

Notes: Article composed by nr.2 extensions

+ nr. 1 PVC Pipe (length 19.69in)

Available while stocks last.

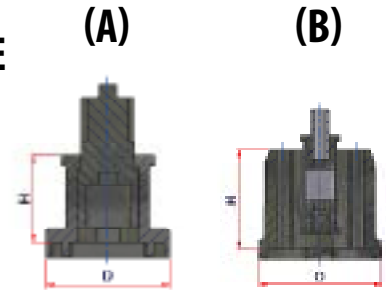


Code	Body Type	Weight lb/p.	Volume ft ³ /p.	D	H1	H2	H min	H max	D1
27NBVEXL100	1"	0.471	0.0332	2.82	1.57	3.46	1.48	8.07	26.26
27NBVEXL200	2"	0.507	0.0858	4.8	2.48	5.26	2.48	11.3	29.49



STEM EXTENSION FOR BALL VALVE SHORT VERSION

Material: Nylon



Code	Type	Body Type	Weight lb/p.	Volume ft ³ /p.	D	H
27NBVEX034100	A	3/4" - 1"	0.073	1.1079	1.44	1.32
27NBVEX114	A	1 1/4"	0.134	2.029	1.77	1.52
27NBVEX200	A	2"	0.245	4.9819	2.28	1.81
27NBVEX300	B	3"	0.794	18.6233	3.68	3



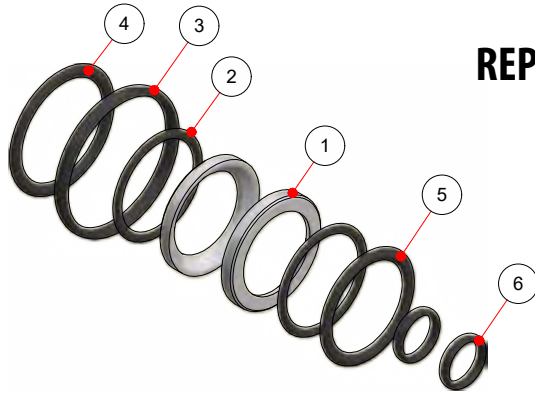
VALVE LOCKING SYSTEM

Material: PA12

Range: body type 3/4" ÷ 2" (the locking system is already integrated into the 3" valve body)

Note: delivery 3 weeks from order

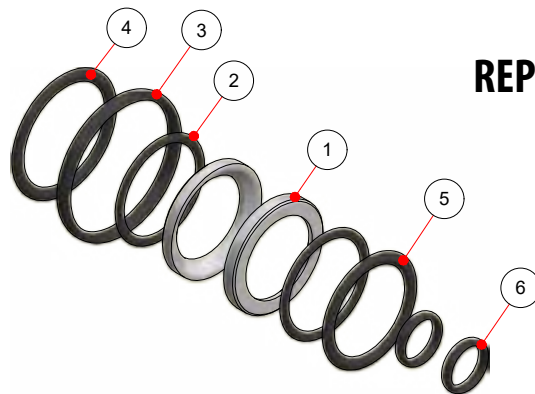
Code	Body Type	Weight lb/p.	Volume ft ³ /p.
27NBVLK034100	3/4" ÷ 1"	0.050	0.0001
27NBVLK114	1 1/4"	0.050	0.0001
27NBVLK200	2"	0.050	0.0001



REPLACEMENT VITON GASKET KIT

DESCRIPTION	
①	Teflon ball seat
②	Rod seal o-ring
③	Teflon seat o-ring
④	Radial seal o-ring
⑤	Socket seal o-ring
⑥	O-ring seal (side internal screw nut)

Code	Body Type	Carton Qty
00NBVGKIT034V	¾"	1 KIT
00NBVGKIT100V	1"	1 KIT
00NBVGKIT114V	1¼"	1 KIT
00NBVGKIT200V	2"	1 KIT
00NBVGKIT300V	3"	1 KIT



REPLACEMENT EPDM GASKET KIT

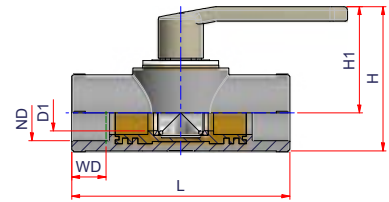
DESCRIPTION	
①	Teflon ball seat
②	Rod seal o-ring
③	Teflon seat o-ring
④	Radial seal o-ring
⑤	Socket seal o-ring
⑥	O-ring seal (side internal screw nut)

Code	Body Type	Carton Qty
00NBVGKIT034	¾"	1 KIT
00NBVGKIT100	1"	1 KIT
00NBVGKIT114	1¼"	1 KIT
00NBVGKIT200	2"	1 KIT
00NBVGKIT300	3"	1 KIT



PPR BALL VALVE FULL BORE WITH STANDARD BRASS SOCKET FUSION ENDS

Material: PP-RCT - Brass
Range: 1/2" ÷ 1"

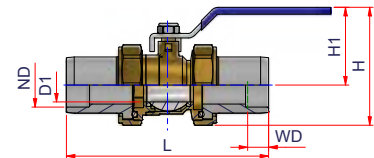


Code	Size	Carton Qty	Weight lb/p.	Volume ft ³ /p.	ND	D1	WD	L	H1	H
27NRS120	1/2"	10	0.814	0.0381	1/2" = > 20 mm	0.59	9/16	3.96	2.24	2.91
27NRS125	3/4"	10	0.814	0.0381	3/4" = > 25 mm	0.59	5/8	3.96	2.24	2.91
27NRS132	1"	10	1.111	0.0381	1" = > 32 mm	0.79	11/16	4.76	2.36	3.23



STANDARD BRASS TRUE UNION BALL VALVE WITH SOCKET FUSION ENDS

Material: PP-RCT - Brass
Range: 1/4" ÷ 2"



Code	Size	Carton Qty	Weight lb/p.	Volume ft ³ /p.	ND	D1	WD	L	H1	H
27NRSFN40	1/4"	6	2.37	0.0464	1/4" = > 40 mm	1.18	13/16	7.02	2.7	4.09
27NRSFN50	1/2"	4	3.95	0.0685	1/2" = > 50 mm	1.46	15/16	7.92	2.89	4.54
27NRSFN63	2"	2	6.166	0.1066	2" = > 63 mm	1.85	1 1/16	9.05	3.27	5.22



HYDRONIC HEATING SYSTEM AIR-CONDITIONING SYSTEM (MINNESOTA)

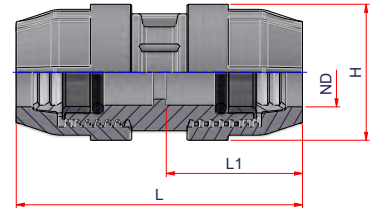
1.5. COMPRESSION FITTINGS



COUPLING

Material: PP-RCT + EPDM (Wetted Parts)

Range: 1/2" ÷ 3 1/2"



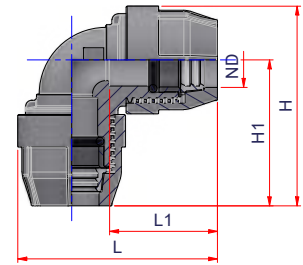
Code	Size	Carton Qty	Weight lb/p.	Volume ft ³ /p.	ND	L1	L	H
03NKMAN20	1/2"	25	0.229	0.0074	1/2" => 20 mm	1.84	4.19	1.75
03NKMAN25	3/4"	35	0.286	0.0099	3/4" => 25 mm	1.9	4.24	2.01
03NKMAN32	1"	20	0.496	0.0203	1" => 32 mm	2.44	5.35	2.56
03NKMAN40	1 1/4"	12	0.854	0.0375	1 1/4" => 40 mm	3.07	6.36	3.19
03NKMAN50	1 1/2"	8	1.212	0.0549	1 1/2" => 50 mm	3.36	6.93	3.7
03NKMAN63	2"	10	1.763	0.0636	2" => 63 mm	2.89	5.86	4.33
03NKMAN75	2 1/2"	6	2.7	0.123	2 1/2" => 75 mm	4.65	9.50	4.73
03NKMAN90	3"	4	4.299	0.2427	3" => 90 mm	5.69	11.73	5.98
03NKMAN110	3 1/2"	5	4.629	0.4112	3 1/2" => 110 mm	6.81	13.86	7.16



90° ELBOW

Material: PP-RCT + EPDM (Wetted Parts)

Range: 1/2" ÷ 3 1/2"



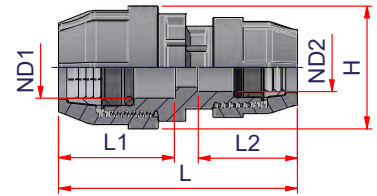
Code	Size	Carton Qty	Weight lb/p.	Volume ft ³ /p.	ND	L1	L	H1	H
03NKG20	1/2"	22	0.240	0.0114	1/2" => 20 mm	1.84	3.35	2.48	3.35
03NKG25	3/4"	30	0.308	0.0157	3/4" => 25 mm	1.9	3.68	2.68	3.68
03NKG32	1"	18	0.526	0.0322	1" => 32 mm	2.44	4.66	3.38	4.66
03NKG40	1 1/4"	9	0.929	0.0589	1 1/4" => 40 mm	3.03	5.65	4.05	5.65
03NKG50	1 1/2"	6	1.357	0.0919	1 1/2" => 50 mm	3.27	6.55	4.7	6.55
03NKG63	2"	9	1.809	0.1277	2" => 63 mm	3.16	7.14	4.98	7.14
03NKG75	2 1/2"	10	3.113	0.2267	2 1/2" => 75 mm	4.76	9.11	6.75	9.11
03NKG90	3"	6	5.042	0.418	3" => 90 mm	6.04	10.99	8.00	10.99
03NKG110	3 1/2"	4	8.113	0.7709	3 1/2" => 110 mm	7.14	13.64	10.06	13.64



REDUCER

Material: PP-RCT + EPDM (Wetted Parts)

Range: 3/4" x 1/2" ÷ 3 1/2" x 3"



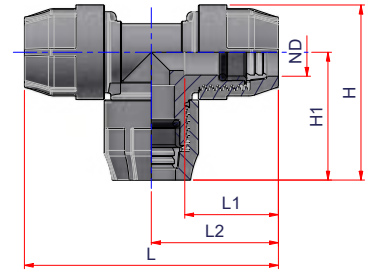
Code	Size	Carton Qty	Weight lb/p.	Volume ft ³ /p.	ND1	ND2	L1	L2	L	H
03NKR2520	3/4" x 1/2"	20	0.275	0.0093	3/4" => 25 mm	1/2" => 20 mm	1.9	1.84	3.96	2.01
03NKR3220	1" x 1/2"	15	0.367	0.0181	1" => 32 mm	1/2" => 20 mm	2.44	1.84	4.78	2.56
03NKR3225	1" x 3/4"	25	0.387	0.0182	1" => 32 mm	3/4" => 25 mm	2.44	1.90	4.80	2.56
03NKR4025	1 1/4" x 3/4"	9	0.599	0.0320	1 1/4" => 40 mm	3/4" => 25 mm	3.07	1.90	5.43	3.19
03NKR4032	1 1/4" x 1"	12	0.733	0.0350	1 1/4" => 40 mm	1" => 32 mm	3.07	2.44	5.94	3.19
03NKR5032	1 1/2" x 1"	6	0.917	0.0496	1 1/2" => 50 mm	1" => 32 mm	3.36	2.44	6.26	3.70
03NKR5040	1 1/2" x 1 1/4"	9	1.051	0.0527	1 1/2" => 50 mm	1 1/4" => 40 mm	3.36	3.07	6.65	3.70
03NKR6332	2" x 1"	2	1.54	0.0596	2" => 63 mm	1" => 32 mm	2.89	2.44	5.49	4.33
03NKR6340	2" x 1 1/4"	2	1.65	0.0649	2" => 63 mm	1 1/4" => 40 mm	2.89	3.07	5.98	4.33
03NKR6350	2" x 1 1/2"	2	1.65	0.0678	2" => 63 mm	1 1/2" => 50 mm	2.89	3.36	6.25	4.33
03NKR7550	2 1/2" x 1 1/2"	3	2.2	0.1091	2 1/2" => 75 mm	1 1/2" => 50 mm	4.51	3.36	8.46	4.72
03NKR7563	2 1/2" x 2"	2	2.53	0.1043	2 1/2" => 75 mm	2" => 63 mm	4.51	2.89	8.09	4.72
03NKR9063	3" x 2"	2	3.52	0.1933	3" => 90 mm	2" => 63 mm	5.40	2.89	9.34	5.98
03NKR9075	3" x 2 1/2"	2	3.795	0.2179	3" => 90 mm	2 1/2" => 75 mm	5.40	4.51	10.53	5.98
03NKR11090	3 1/2" x 3"	6	5.793	0.3824	3 1/2" => 110 mm	3" => 90 mm	6.79	5.4	12.89	7.16



TEE

Material: PP-RCT + EPDM (Wetted Parts)

Range: ½" ÷ 3½"



Code	Size	Carton Qty	Weight lb/p.	Volume ft ³ /p.	ND	L1	L2	L	H1	H
03NKT20	½"	25	0.326	0.0168	½" => 20 mm	1.84	2.48	4.96	2.48	3.35
03NKT25	¾"	20	0.44	0.0221	¾" => 25 mm	1.90	2.63	5.26	2.63	3.63
03NKT32	1"	10	0.77	0.0467	1" => 32 mm	2.44	3.38	6.77	3.38	4.66
03NKT40	1¼"	6	1.43	0.0846	1¼" => 40 mm	3.03	4.05	8.11	4.05	5.65
03NKT50	1½"	4	2.008	0.1274	1½" => 50 mm	3.27	4.6	9.21	4.6	6.46
03NKT63	2"	5	2.86	0.1608	2" => 63 mm	3.16	4.68	9.37	4.68	6.85
03NKT75	2½"	6	4.62	0.3228	2½" => 75 mm	4.76	6.59	13.19	6.59	8.96
03NKT90	3"	4	7.233	0.6284	3" => 90 mm	6.04	8.15	16.3	8.15	11.14
03NKT110	3½"	2	12.155	1.0499	3½" => 110 mm	7.14	9.6	19.21	9.6	13.19

NIRON[®] *Clima*
Cool-pro[™]

2

PIPING SYSTEM FOR UV APPLICATION



NIRON Clima Cool-pro is a pipe produced using PPR material with an outer layer of **POLYPROPYLENE duly UV stabilized** with a dedicated masterbatch.

This outer layer allows the pipe to be used for outdoor installations where UV protection is not guaranteed or adequate.

CHARACTERISTICS

NIRON Clima Cool-pro is produced in full PP layer or in composite material with addition of our **POWERCORE™** Middle layer.

As the stress-bearing layer is made with PP-R, it has the high, well known and standardized performances of this class of polypropylene (Type 3).

The mechanical and physical properties **fully comply with EN ISO 15874 Standard**. The pipe is compliant to the main Standards for the conveyance of potable water.

It can be produced in different SDRs (from SDR 11 to SDR 17). The selection of the proper SDR and design is related to the required operating conditions.

The pipe has been designed with the highest safety standards. The UV barrier layer is in addition to the SDR stress-bearing layer of the pipe.

The Nominal Diameter is maintained to facilitate the welding operations.

NIRON Clima Cool-pro piping range goes from \varnothing 1" to \varnothing 16". Bigger sizes can be provided upon request.





FITTINGS

NIRON Clima Cool-pro fittings are of the electrofusion type and are produced by adding a UV stabilizer masterbatch to the polypropylene base. This allows the full continuity of the UV protection in the installed pipeline. All the parts not chemically protected must be physically protected.

UV RESISTANCE BEHAVIOR

The performance of the UV protective layer has been evaluated using two main testing protocols:

- Renault Protocol RSA D27 1911D for the UV resistance of the external plastic part for the automotive
- Method for accelerated photo-ageing based on EN16472 by means of a high energy HE mode device

ADVANTAGES

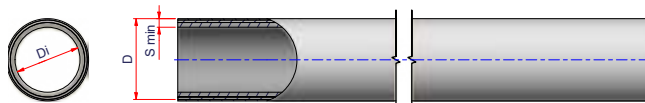
- **NO CORROSION**
PP pipes are resistant to all degrees of water hardness as well as to many chemicals.
- **RESISTANCE TO STRAY CURRENTS**
PP is a very poor electrical conductor, thereby avoiding the risk of perforation of the pipe or fittings caused by stray currents.
- **LOW PRESSURE DROP**
NIRON Clima Cool-pro pipes have reduced pressure losses thanks to their smooth surface.
- **WELDABILITY**
The use of a full polypropylene material allows the pipes to be easily welded by electrofusion welding.
- **UV RESISTANCE**
NIRON Clima Cool-pro pipes can be used for outdoor installations where UV protection is not guaranteed or adequate.

2.1. PIPING



NIRON CLIMA PP-RCT PIPE WITH *POWERCORE™ LAYER* AND UV BARRIER

Pipe structure: Multilayer pipe
 Material: PP-RCT + *POWERCORE™ LAYER* + UV Resistent PPR cover
 Color: Grey + White cover
 Range: 1" ÷ 16"



Design pressure established without the consideration of the UV protective layer.

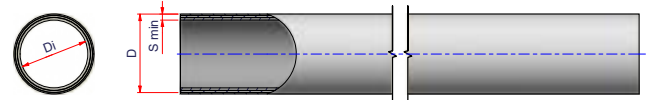
SDR 11

Code	Size (Nominal)	SDR	Length (ft)	Bag Qty (ft)	Lift Qty (ft)	Weight (lb/ft)	D (in.)	D (mm)	S min (in.)	Di (in.)
27TNIRCLUV329	1"	9	20'	300'	5,400'	0.252	1.26	32	0.14	0.98
27TNIRCLUV4011	1 ¼"	11	20'	200'	3,600'	0.371	1.57	40	0.15	1.28
27TNIRCLUV5011	1 ½"	11	20'	200'	2,000'	0.444	1.97	50	0.18	1.61
27TNIRCLUV6311	2"	11	20'	80'	1,440'	0.704	2.48	63	0.23	2.02
27TNIRCLUV6311S40	2"	11	40'	160'	-	0.704	2.48	63	0.23	2.02
27TNIRCLUV7511	2 ½"	11	20'	60'	960'	0.98	2.95	75	0.27	2.42
27TNIRCLUV7511S40	2 ½"	11	40'	120'	-	0.98	2.95	75	0.27	2.42
27TNIRCLUV9011	3"	11	20'	40'	640'	1.414	3.54	90	0.32	2.9
27TNIRCLUV9011S40	3"	11	40'	80'	-	1.414	3.54	90	0.32	2.9
27TNIRCLUV11011	3 ½"	11	20'	20'	440'	2.101	4.33	110	0.39	3.54
27TNIRCLUV11011S40	3 ½"	11	40'	40'	-	2.101	4.33	110	0.39	3.54
27TNIRCLUV12511	4"	11	20'	20'	320'	2.716	4.92	125	0.45	4.02
27TNIRCLUV12511S40	4"	11	40'	40'	-	2.716	4.92	125	0.45	4.02
27TNIRCLUV16011	6"	11	20'	20'	220'	4.484	6.3	160	0.57	5.15
27TNIRCLUV16011S40	6"	11	40'	40'	-	4.484	6.3	160	0.57	5.15
27TNIRCLUV20011	8"	11	20'	20'	-	6.963	7.87	200	0.72	6.44
27TNIRCLUV20011S40	8"	11	40'	40'	-	6.963	7.87	200	0.72	6.44
27TNIRCLUV25011	10"	11	20'	20'	-	10.82	9.84	250	0.89	8.06
27TNIRCLUV25011S40	10"	11	40'	40'	-	10.82	9.84	250	0.89	8.06
27TNIRCLUV31511	12"	11	20'	20'	-	17.124	12.4	315	1.13	10.15
27TNIRCLUV31511S40	12"	11	40'	40'	-	17.124	12.4	315	1.13	10.15
27TNIRCLUV35511	14"	11	20'	20'	-	21.698	13.98	355	1.27	11.44
27TNIRCLUV35511S40	14"	11	40'	40'	-	21.698	13.98	355	1.27	11.44
27TNIRCLUV40011	16"	11	20'	20'	-	27.527	15.75	400	1.43	12.89
27TNIRCLUV40011S40	16"	11	40'	40'	-	27.527	15.75	400	1.43	12.89



NIRON CLIMA PP-RCT PIPE WITH **POWERCORE™ LAYER AND UV BARRIER**

Pipe structure: Multilayer pipe
Material: PP-RCT + **POWERCORE™ LAYER** + UV Resistant PPR cover
Color: Grey + White cover
Range: 2" ÷ 16"



Design pressure established without the consideration of the UV protective layer

SDR 17

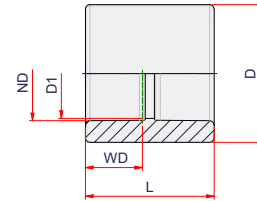
Code	Size (Nominal)	SDR	Length (ft)	Bag Qty (ft)	Lift Qty (ft)	Weight (lb/ft)	D (in.)	D (mm)	S min (in.)	Di (in.)
27TNIRCLUV6317	2"	17	20'	80'	1,440'	0.455	2.48	63	0.15	2.18
27TNIRCLUV6317S40	2"	17	40'	160'	-	0.455	2.48	63	0.15	2.18
27TNIRCLUV7517	2½"	17	20'	60'	960'	0.655	2.95	75	0.18	2.60
27TNIRCLUV7517S40	2½"	17	40'	120'	-	0.655	2.95	75	0.18	2.60
27TNIRCLUV9017	3"	17	20'	40'	640'	0.943	3.54	90	0.21	3.12
27TNIRCLUV9017S40	3"	17	40'	80'	-	0.943	3.54	90	0.21	3.12
27TNIRCLUV11017	3½"	17	20'	20'	440'	1.408	4.33	110	0.26	3.81
27TNIRCLUV11017S40	3½"	17	40'	40'	-	1.408	4.33	110	0.26	3.81
27TNIRCLUV12517	4"	17	20'	20'	320'	1.792	4.92	125	0.29	4.34
27TNIRCLUV12517S40	4"	17	40'	40'	-	1.792	4.92	125	0.29	4.34
27TNIRCLUV16017	6"	17	20'	20'	220'	2.943	6.30	160	0.37	5.55
27TNIRCLUV16017S40	6"	17	40'	40'	-	2.943	6.30	160	0.37	5.55
27TNIRCLUV20017	8"	17	20'	20'	-	4.612	7.87	200	0.47	6.94
27TNIRCLUV20017S40	8"	17	40'	40'	-	4.612	7.87	200	0.47	6.94
27TNIRCLUV25017	10"	17	20'	20'	-	7.19	9.84	250	0.58	8.68
27TNIRCLUV25017S40	10"	17	40'	40'	-	7.19	9.84	250	0.58	8.68
27TNIRCLUV31517	12"	17	20'	20'	-	11.407	12.40	315	0.74	10.93
27TNIRCLUV31517S40	12"	17	40'	40'	-	11.407	12.40	315	0.74	10.93
27TNIRCLUV35517	14"	17	20'	20'	-	14.482	13.98	355	0.83	12.31
27TNIRCLUV35517S40	14"	17	40'	40'	-	14.482	13.98	355	0.83	12.31
27TNIRCLUV40017	16"	17	20'	20'	-	18.304	15.75	400	0.93	13.88
27TNIRCLUV40017S40	16"	17	40'	40'	-	18.304	15.75	400	0.93	13.88

2.2. SOCKET FUSION FITTINGS



COUPLER SOCKET FUSION

Material: PP-RCT
Range: 1" ÷ 2"

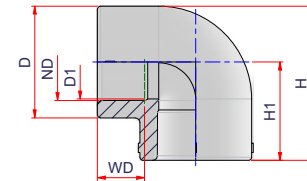


Code	Size	Carton Qty	Weight lb/p.	Volume ft ³ /p.	ND	D1	D	WD	L
27NMANUV32	1"	50	0.087	0.0032	1" = > 32 mm	1.18	1.81	11/16	1.69
27NMANUV40	1¼"	50	0.137	0.0053	1¼" = > 40 mm	1.46	2.21	13/16	1.89
27NMANUV50	1½"	20	0.242	0.0094	1½" = > 50 mm	1.85	2.76	15/16	2.13
27NMANUV63	2"	50	0.378	0.0170	2" = > 63 mm	2.36	3.47	1 1/16	2.44



90° ELBOW SOCKET FUSION

Material: PP-RCT
Range: 1" ÷ 2"

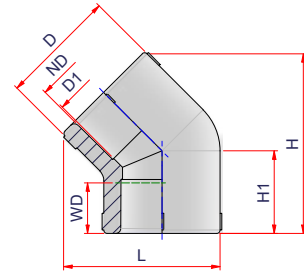


Code	Size	Carton Qty	Weight lb/p.	Volume ft ³ /p.	ND	D1	D	WD	H1	H
27NGUV32	1"	50	0.139	0.0058	1" = > 32 mm	1.18	1.81	11/16	1.46	2.36
27NGUV40	1¼"	40	0.217	0.0100	1¼" = > 40 mm	1.42	2.21	13/16	1.69	2.8
27NGUV50	1½"	20	0.413	0.0184	1½" = > 50 mm	1.81	2.76	15/16	2.01	3.39
27NGUV63	2"	25	0.722	0.0349	2" = > 63 mm	2.32	3.47	1 1/16	2.44	4.17



45° ELBOW SOCKET FUSION

Material: PP-RCT
Range: 1" ÷ 2"

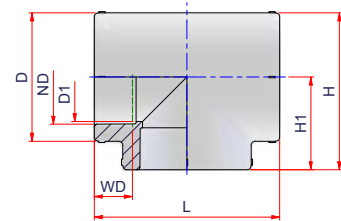


Code	Size	Carton Qty	Weight lb/p.	Volume ft ³ /p.	ND	D1	D	WD	L	H1	H
27NC45UV32	1"	40	0.085	0.0053	1" = > 32 mm	1.18	1.65	11/16	2.21	1.14	2.52
27NC45UV40	1¼"	24	0.165	0.0091	1¼" = > 40 mm	1.42	2.09	13/16	2.64	1.26	2.85
27NC45UV50	1½"	26	0.271	0.0175	1½" = > 50 mm	1.87	2.6	15/16	3.29	1.56	3.54
27NC45UV63	2"	35	0.427	0.0314	2" = > 63 mm	2.36	3.27	1 1/16	4.02	1.77	4.13



90° TEE SOCKET FUSION

Material: PP-RCT
Range: 1" ÷ 2"



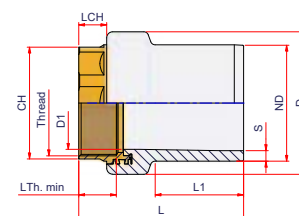
Code	Size	Carton Qty	Weight lb/p.	Volume ft ³ /p.	ND	D1	D	WD	L	H1	H
27NTUV32	1"	40	0.184	0.0072	1" = > 32 mm	1.18	1.81	11/16	2.91	1.46	2.36
27NTUV40	1¼"	30	0.279	0.0121	1¼" = > 40 mm	1.42	2.21	13/16	3.39	1.69	2.8
27NTUV50	1½"	16	0.516	0.0218	1½" = > 50 mm	1.81	2.76	15/16	4.02	2.01	3.39
27NTUV63	2"	24	0.868	0.0409	2" = > 63 mm	2.32	3.47	1 1/16	4.88	2.44	4.17



PPR/BRASS FEMALE THREADED TRANSITION FITTING

Material: PP-RCT - Brass

Range: $\varnothing 1'' \times 1'' \text{NPT} \div 4'' \times 4'' \text{NPT}$



SDR 11

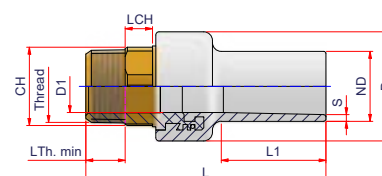
Code	Size	Carton Q.ty	Weight lb/p.	Volume ft ³ /p.	ND	S	Thread	L Thead min	D1	D	L1	L	CH	LCH
27NRFFUV11321NPTL	1" x 1" NPT	30	0.462	0.008	1" => 32 mm	0.12	1" NPT	0.83	0.94	1.97	1.89	3.58	1.5	0.51
27NRFFUV1140114NPTL	1 1/4" x 1 1/4" NPT	25	0.458	0.0145	1 1/4" => 40 mm	0.15	1 1/4" NPT	0.68	1.27	2.52	2.09	3.94	1.93	0.55
27NRFFUV1150112NPTL	1 1/2" x 1 1/2" NPT	18	0.904	0.0187	1 1/2" => 50 mm	0.18	1 1/2" NPT	0.75	1.5	2.76	2.40	4.25	2.17	0.59
27NRFFUV1163112NPTL	2" x 1 1/2" NPT	1	0.922	0.0209	2" => 63 mm	0.23	1 1/2" NPT	0.75	1.5	2.79	2.72	4.64	2.17	0.59
27NRFFUV11632NPTL	2" x 2" NPT	12	1.247	0.0304	2" => 63 mm	0.23	2" NPT	0.7	1.93	3.31	2.72	4.8	2.56	0.79
27NRFFUV1175212NPTL	2 1/2" x 2 1/2" NPT	6	1.723	0.0557	2 1/2" => 75 mm	0.27	2 1/2" NPT	1.19	2.36	4.21	2.99	5.43	3.15	0.98
27NRFFUV11903NPTL	3" x 3" NPT	6	3.043	0.0766	3" => 90 mm	0.32	3" NPT	1.31	2.8	4.69	3.43	6.02	3.74	0.94
27NRFFUV111104NPTL	3 1/2" x 4" NPT	2	4.569	0.1114	3 1/2" => 110 mm	0.39	4" NPT	1.09	3.54	6.02	3.35	5.31	4.72	1.18
27NRFFUV111254NPTL	4" x 4" NPT	2	4.833	0.1462	4" => 125 mm	0.45	4" NPT	1.09	3.9	6.02	3.74	6.97	4.72	1.18



PPR/BRASS MALE THREADED TRANSITION FITTING

Material: PP-RCT - Brass

Range: $1'' \times 1'' \text{NPT} \div 4'' \times 4'' \text{NPT}$



SDR 11

Code	Size	Carton Q.ty	Weight lb/p.	Volume ft ³ /p.	ND	S	Thread	L Thead min	D1	D	L1	L	CH	LCH
27NRFMUV11321NPTL	1" x 1" NPT	30	0.490	0.0097	1" => 32 mm	0.12	1" NPT	0.68	0.94	1.97	1.89	4.33	1.34	0.51
27NRFMUV1140114NPTL	1 1/4" x 1 1/4" NPT	20	0.804	0.0174	1 1/4" => 40 mm	0.12	1 1/4" NPT	0.75	1.22	2.48	2.09	4.88	1.65	0.59
27NRFMUV1150112NPTL	1 1/2" x 1 1/2" NPT	12	1.065	0.0227	1 1/2" => 50 mm	0.15	1 1/2" NPT	0.77	1.50	2.76	2.4	5.16	1.97	0.59
27NRFMUV1163112NPTL	2" x 1 1/2" NPT	1	1.149	0.0348	2" => 63 mm	0.15	1 1/2" NPT	0.77	1.93	3.27	2.72	5.63	1.97	0.59
27NRFMUV11632NPTL	2" x 2" NPT	7	1.622	0.0358	2" => 63 mm	0.15	2" NPT	0.94	1.93	3.27	2.72	5.79	2.36	0.71
27NRFMUV1175212NPTL	2 1/2" x 2 1/2" NPT	4	2.535	0.0658	2 1/2" => 75 mm	0.18	2 1/2" NPT	1.14	2.36	4.21	3.15	6.42	3.15	0.79
27NRFMUV11903NPTL	3" x 3" NPT	4	3.803	0.0901	3" => 90 mm	0.32	3" NPT	1.22	2.8	4.65	3.43	7.2	3.54	0.91
27NRFMUV111104NPTL	3 1/2" x 4" NPT	2	6.724	0.1667	3 1/2" => 110 mm	0.39	4" NPT	1.34	3.54	6.02	3.35	7.95	4.53	1.18
27NRFMUV111254NPTL	4" x 4" NPT	2	6.693	0.1768	4" => 125 mm	0.45	4" NPT	1.34	3.9	6.02	3.74	8.43	4.53	1.18

2.3. BUTT FUSION FITTINGS

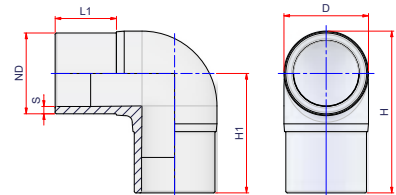


90° ELBOW MOLDED LONG SPIGOT

Material: PP-RCT

Range: 2" ÷ 12"

Notes: For butt fusion or electrofusion welding



SDR 11

Code	Size	Carton Q.ty	Weight lb/p.	Volume ft ³ /p.	ND	D	S	L1	H1	H
27NGUV901163MM	2"	60	0.479	0.0527	2" => 63 mm	2.68	5.8	2.76	4.72	6.06
27NGUV901175MM	2½"	35	0.784	0.0774	2½" => 75 mm	3.23	6.8	2.95	5.12	6.73
27NGUV901190MM	3"	22	1.29	0.1235	3" => 90 mm	3.88	8.2	3.54	5.85	7.76
27NGUV9011110MM	3½"	12	1.934	0.1897	3½" => 110 mm	4.8	10	3.43	6.1	8.7
27NGUV9011125MM	4"	32	2.654	0.2758	4" => 125 mm	5.16	11.4	3.74	7.24	9.84
27NGUV9011160MM	6"	15	4.649	0.5188	6" => 160 mm	6.77	14.6	4.33	8.54	11.93
27NGUV9011200MM	8"	18	9.656	0.9008	8" => 200 mm	8.38	18.2	4.61	9.84	14.06
27NGUV9011250MM	10"	12	-	1.6714	10" => 250 mm	10.26	22.7	5.31	12	17.13
27NGUV9011315MM	12"	1	40.36	3.1259	12" => 315 mm	12.99	1.13	6.69	14.37	20.87



90° ELBOW THREE PIECE - SEGMENTED FITTING

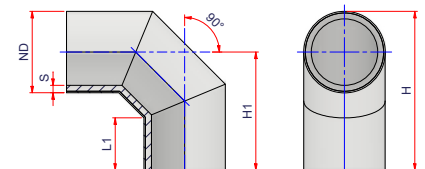
Material: PP-RCT

Range: 12" ÷ 16"

Notes: Only for butt fusion welding

Also available for any custom angles from 46° to 89°

ATTENTION: Made to order, custom angles are non-returnable



SDR 11

Code	Size	Carton Q.ty	Weight lb/p.	Volume ft ³ /p.	ND	S	L1	H1	H
27NGUV9011315MMB3	12"	1	41.612	0.3474	12" => 315 mm	1.13	7.98	18.00	24.2
27NGUV9011355MMB3	14"	1	61.508	0.4528	14" => 355 mm	1.27	9.41	21.00	27.99
27NGUV9011400MMB3	16"	1	89.190	0.5809	16" => 400 mm	1.43	10.80	24.00	31.87



90° ELBOW FOUR PIECE - SEGMENTED FITTING

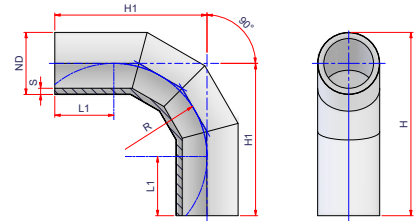
Material: PP-RCT

Range: 3" ÷ 16"

Notes: For butt fusion or electrofusion welding

Also available for any custom angles from 46° to 89°

ATTENTION: Made to order, custom angles are non-returnable



SDR 11

Code	Size	Carton Q.ty	Weight lb/p.	Volume ft³/p.	ND	S	L1	L	H1	H
27NGUV901190MMB	3"	1	2.599	0.0634	3" => 90 mm	0.32	5.7	8.0	13.7	15.47
27NGUV9011110MMB	3½"	1	3.552	0.0731	3½" => 110 mm	0.39	5.91	6.5	12.41	14.58
27NGUV9011125MMB	4"	1	4.954	0.0898	4" => 125 mm	0.45	5.91	7.4	13.31	15.77
27NGUV9011160MMB	6"	1	9.308	0.135	6" => 160 mm	0.58	5.91	9.45	15.36	18.51
27NGUV9011200MMB	8"	1	16.492	0.1976	8" => 200 mm	0.72	5.91	11.81	17.72	21.68
27NGUV9011250MMB	10"	1	35.922	0.3363	10" => 250 mm	0.89	9.84	14.76	24.6	29.52
27NGUV9011315MMB	12"	1	36.300	0.5258	12" => 315 mm	1.13	11.81	18.62	30.43	36.63
27NGUV9011355MMB	14"	1	48.400	0.6435	14" => 355 mm	1.27	11.81	20.98	32.79	39.78
27NGUV9011400MMB	16"	1	60.500	0.7892	16" => 400 mm	1.43	11.81	23.62	35.43	43.3

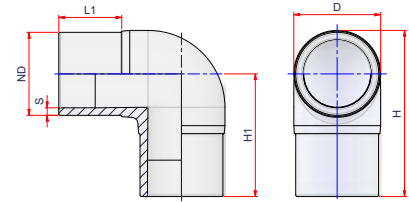


90° ELBOW MOLDED LONG SPIGOT

Material: PP-RCT

Range: 2" ÷ 12"

Notes: For butt fusion or electrofusion welding



SDR 17

Code	Size	Carton Q.ty	Weight lb/p.	Volume ft ³ /p.	ND	S	D	L1	H1	H
27NGUV901763MM	2"	50	0.594	0.0188	2" => 63 mm	0.15	2.68	2.76	4.72	6.06
27NGUV901775MM	2½"	30	1.669	0.0252	2½" => 75 mm	0.18	3.23	2.95	5.12	6.74
27NGUV901790MM	3"	20	1.184	0.0341	3" => 90 mm	0.21	3.8	3.54	5.85	7.75
27NGUV9017110MM	3½"	14	1.776	0.0483	3½" => 110 mm	0.26	4.8	3.43	6.3	8.7
27NGUV9017125MM	4"	8	2.736	0.0584	4" => 125 mm	0.29	5.14	3.74	7.24	9.81
27NGUV9017160MM	6"	30	5.537	0.0935	6" => 160 mm	0.37	6.77	4.33	8.54	11.93
27NGUV9017200MM	8"	16	9.419	0.1363	8" => 200 mm	0.47	8.39	4.61	9.84	14.04
27NGUV9017250MM	10"	10	16.588	0.2034	10" => 250 mm	0.58	10.26	5.31	12.00	17.13
27NGUV9017315MM	12"	1	30.549	3.1259	12" => 315 mm	0.74	12.99	6.69	14.37	20.87



90° ELBOW THREE PIECE - SEGMENTED FITTING

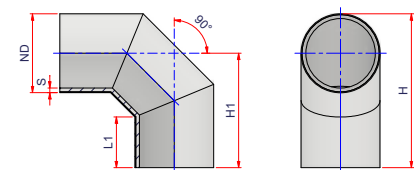
Material: PP-RCT

Range: 12" ÷ 16"

Notes: Only for butt fusion welding

Also available for any custom angles from 46° to 89°

ATTENTION: Made to order, custom angles are non-returnable



SDR 17

Code	Size	Carton Q.ty	Weight lb/p.	Volume ft ³ /p.	ND	S	L1	H1	H
27NGUV9017315MMB3	12"	1	28.193	0.3474	12" => 315 mm	0.74	7.98	18	24.2
27NGUV9017355MMB3	14"	1	41.590	0.4528	14" => 355 mm	0.83	9.41	21	27.99
27NGUV9017400MMB3	16"	1	60.030	0.5809	16" => 400 mm	0.93	10.8	24	31.87



90° ELBOW FOUR PIECE - SEGMENTED FITTING

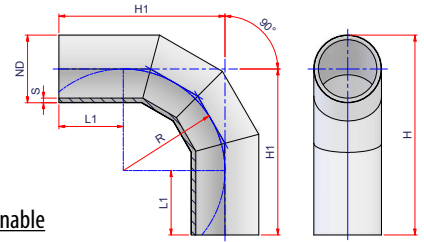
Material: PP-RCT

Range: 3" ÷ 16"

Notes: For butt fusion or electrofusion welding

Also available for any custom angles from 46° to 89°

ATTENTION: Made to order, custom angles are non-returnable



SDR 17

Code	Size	Carton Q.ty	Weight lb/p.	Volume ft ³ /p.	ND	S	L1	R	H1	H
27NGUV901790MMB	3"	1	1.764	0.2865	3" => 90 mm	0.21	5.7	8.00	13.7	15.47
27NGUV9017110MMB	3 1/2"	1	2.446	0.2194	3 1/2" => 110 mm	0.26	5.91	6.5	12.41	14.58
27NGUV9017125MMB	4"	1	3.307	0.2701	4" => 125 mm	0.29	5.91	7.4	13.31	15.77
27NGUV9017160MMB	6"	1	6.156	0.4049	6" => 160 mm	0.37	5.91	9.45	15.36	18.51
27NGUV9017200MMB	8"	1	11.142	0.5921	8" => 200 mm	0.47	5.91	11.81	17.72	21.66
27NGUV9017250MMB	10"	1	24.22	1.0086	10" => 250 mm	0.58	9.84	14.76	24.6	29.52
27NGUV9017315MMB	12"	1	48.005	1.5788	12" => 315 mm	0.74	11.81	18.62	30.43	36.63
27NGUV9017355MMB	14"	1	65.018	1.9324	14" => 355 mm	0.83	11.81	20.98	32.79	39.79
27NGUV9017400MMB	16"	1	88.218	2.3675	16" => 400 mm	0.93	11.81	23.62	35.43	43.30

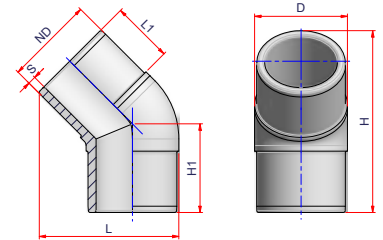


45° ELBOW MOLDED LONG SPIGOT

Material: PP-RCT

Range: 2" ÷ 10"

Notes: For butt fusion or electrofusion welding



SDR 11

Code	Size	Carton Q.ty	Weight lb/p.	Volume ft ³ /p.	ND	S	D	L1	L	H1	H
27NCUV451163MM	2"	60	0.479	0.0513	2" => 63 mm	0.23	2.68	2.76	4.79	3.54	6.91
27NCUV451175MM	2½"	35	0.784	0.0857	2½" => 75 mm	0.27	3.23	2.95	5.68	4.13	8.07
27NCUV451190MM	3"	22	1.290	0.1341	3" => 90 mm	0.32	3.8	3.54	6.58	4.72	9.27
27NCUV4511110MM	3½"	12	1.934	0.1801	3½" => 110 mm	0.39	4.53	3.43	7.21	4.72	9.53
27NCUV4511125MM	4"	32	2.654	0.2483	4" => 125 mm	0.45	5.14	3.74	8.01	5.12	10.42
27NCUV4511160MM	6"	15	4.649	0.4542	6" => 160 mm	0.57	6.57	3.98	9.76	5.87	12.24
27NCUV4511200MM	8"	18	9.656	0.9356	8" => 200 mm	0.72	8.21	4.61	12.44	7.68	15.83
27NCUV4511250MM	10"	12	16.317	1.6071	10" => 250 mm	0.89	10.26	5.31	14.88	8.66	18.19



45° ELBOW TWO PIECE - SEGMENTED FITTING

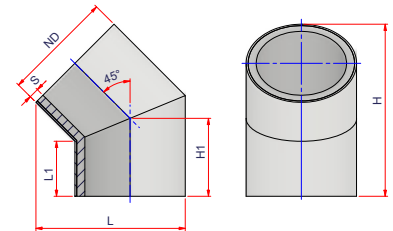
Material: PP-RCT

Range: 12" ÷ 16"

Notes: Only for butt fusion welding

Also valid for any custom angles from 1° to 44°

ATTENTION: Made to order, custom angles are non-returnable



SDR 11

Code	Size	Carton Q.ty	Weight lb/p.	Volume ft ³ /p.	ND	S	L1	L	H1	H
27NCUV4511315MMB2	12"	1	36.300	2.3253	12" => 315 mm	1.13	6.18	16.77	8.75	19.32
27NCUV4511355MMB2	14"	1	48.400	3.3824	14" => 355 mm	1.27	7.10	19.00	10.00	22.01
27NCUV4511400MMB2	16"	1	60.500	4.2318	16" => 400 mm	1.43	6.74	20.51	10.00	22.64



45° ELBOW THREE PIECE - SEGMENTED FITTING

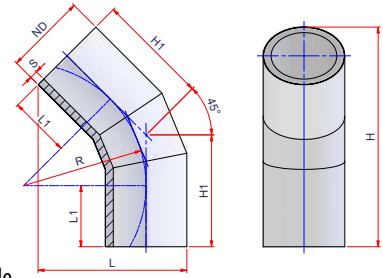
Material: PP-RCT

Range: 3" ÷ 16"

Notes: For butt fusion or electrofusion welding

Also valid for any custom angles from 1° to 44°

ATTENTION: Made to order, custom angles are non-returnable



SDR 11

Code	Size	Carton Q.ty	Weight lb/p.	Volume ft³/p.	ND	S	L1	L	R	H1	H
27NCUV451190MMB	3"	1	2.316	0.3092	3" => 90 mm	0.32	5.70	9.40	8.0	9.01	16.04
27NCUV4511110MMB	3 ½"	1	3.301	0.3976	3 ½" => 110 mm	0.39	5.91	9.78	6.5	8.60	16.22
27NCUV4511125MMB	4"	1	4.505	0.5126	4" => 125 mm	0.45	5.91	10.55	7.4	8.98	17.06
27NCUV4511160MMB	6"	1	7.983	0.854	6" => 160 mm	0.57	5.91	12.33	9.45	9.83	19.00
27NCUV4511200MMB	8"	1	13.817	1.3885	8" => 200 mm	0.72	5.91	14.36	11.81	10.8	21.22
27NCUV4511250MMB	10"	1	31.648	3.4436	10" => 250 mm	0.89	9.84	19.68	14.76	15.95	30.72
27NCUV4511315MMB	12"	1	61.89	6.6009	12" => 315 mm	1.13	11.81	24.39	18.62	19.52	37.71
27NCUV4511355MMB	14"	1	82.238	8.538	14" => 355 mm	1.27	11.81	26.43	20.98	20.5	39.94
27NCUV4511400MMB	16"	1	109.776	11.1017	16" => 400 mm	1.43	11.81	28.71	23.62	21.57	42.43



45° ELBOW MOLDED LONG SPIGOT

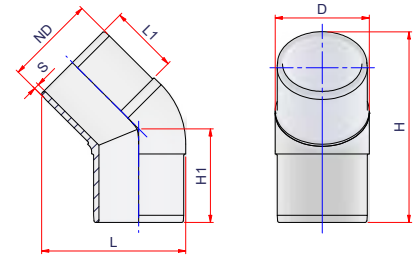
Material: PP-RCT

Range: 2" ÷ 10"

Notes: For butt fusion or electrofusion welding

Also valid for any custom angles from 1° to 44°

ATTENTION: Made to order, custom angles are non-returnable



SDR 17

Code	Size	Carton Q.ty	Weight lb/p.	Volume ft ³ /p.	ND	S	D	L1	L	H1	H
27NCUV451763MM	2"	60	0,429	0,0013	2" => 63 mm	0.15	2.68	2.76	4.79	3.54	6.91
27NCUV451775MM	2½"	35	0,610	0,0022	2½" => 75 mm	0.18	3.23	2.95	5.68	4.13	8.07
27NCUV451790MM	3"	22	0,945	0,0036	3" => 90 mm	0.21	3.8	3.54	6.58	4.72	9.27
27NCUV4517110MM	3½"	15	2,908	0,0053	3½" => 110 mm	0.26	4.53	3.43	7.21	4.72	9.53
27NCUV4517125MM	4"	30	1,936	0,0072	4" => 125 mm	0.29	5.14	3.74	8.01	5.12	10.42
27NCUV4517160MM	6"	15	3,626	0,0144	6" => 160 mm	0.37	6.57	3.98	9.76	5.87	12.24
27NCUV4517200MM	8"	18	8,556	0,0282	8" => 200 mm	0.47	8.21	4.61	12.44	7.68	15.83
27NCUV4517250MM	10"	12	12,925	0,0424	10" => 250 mm	0.58	10.26	5.31	14.88	8.66	18.19



45° ELBOW TWO PIECE - SEGMENTED FITTING

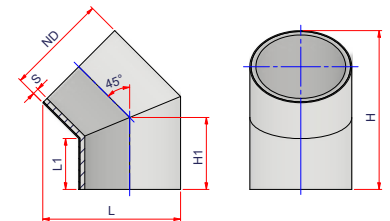
Material: PP-RCT

Range: 12" ÷ 16"

Notes: Only for butt fusion welding

Also valid for any custom angles from 1° to 44°

ATTENTION: Made to order, custom angles are non-returnable



SDR 17

Code	Size	Carton Q.ty	Weight lb/p.	Volume ft ³ /p.	ND	S	L1	L	H1	H
27NCUV4517315MMB2	12"	1	36.300	2.3253	12" => 315 mm	0.74	6.18	16.77	8.75	19.32
27NCUV4517355MMB2	14"	1	48.400	3.3824	14" => 355 mm	0.83	7.10	19.00	10.00	22.01
27NCUV4517400MMB2	16"	1	60.500	4.2318	16" => 400 mm	0.93	6.74	20.51	10.00	22.64



45° ELBOW THREE PIECE - SEGMENTED FITTING

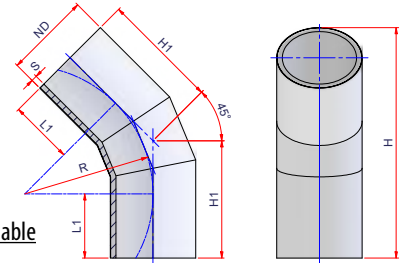
Material: PP-RCT

Range: ø3" - ø16"

Notes: For butt fusion or electrofusion welding

Also valid for any custom angles from 1° to 44°

ATTENTION: Made to order, custom angles are non-returnable



SDR 11

Code	Size	Carton Q.ty	Weight lb/p.	Volume ft³/p.	ND	S	L1	L	R	H1	H
27NCUV451790MMB	3"	1	1.284	0.3092	3" => 90 mm	0.21	5.7	9.40	8.00	9.01	16.04
27NCUV4517110MMB	3 ½"	1	1.857	0.3976	3 ½" => 110 mm	0.26	5.91	9.78	6.50	8.6	16.22
27NCUV4517125MMB	4"	1	2.456	0.5126	4" => 125 mm	0.29	5.91	10.55	7.40	8.98	17.06
27NCUV4517160MMB	6"	1	4.382	0.8540	6" => 160 mm	0.37	5.91	12.33	9.45	9.83	19.00
27NCUV4517200MMB	8"	1	7.625	1.3885	8" => 200 mm	0.47	5.91	14.36	11.81	10.80	21.22
27NCUV4517250MMB	10"	1	17.436	3.4436	10" => 250 mm	0.58	9.84	19.68	14.76	15.95	30.72
27NCUV4517315MMB	12"	1	34.256	6.6009	12" => 315 mm	0.74	11.81	24.39	18.62	19.52	37.71
27NCUV4517355MMB	14"	1	45.431	8.538	14" => 355 mm	0.83	11.81	26.43	20.98	20.50	39.94
27NCUV4517400MMB	16"	1	60.367	11.1017	16" => 400 mm	0.93	11.81	28.71	23.62	21.57	42.43

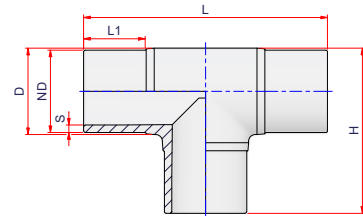


MOLDED TEE LONG SPIGOT

Material: PP-RCT

Range: $\varnothing 2'' \div \varnothing 10''$

Notes: For butt fusion or electrofusion welding



SDR 11

Code	Size	Carton Q.ty	Weight lb/p.	Volume ft ³ /p.	ND	S	D	L1	L	H
27NTUV1163MM	2"	35	0.793	0.08870	2" => 63 mm	0.23	2.68	2.76	9.44	6.06
27NTUV1175MM	2½"	20	1.222	0.1290	2½" => 75 mm	0.27	3.23	2.95	10.24	6.74
27NTUV1190MM	3"	15	1.909	0.2020	3" => 90 mm	0.32	3.84	3.54	11.7	7.77
27NTUV11110MM	3½"	9	3.273	0.3071	3½" => 110 mm	0.39	4.83	3.43	12.6	8.72
27NTUV11125MM	4"	5	4.649	0.4599	4" => 125 mm	0.45	5.16	3.74	15.16	10.16
27NTUV11160MM	6"	24	8.871	0.7983	6" => 160 mm	0.58	6.77	4.33	17.08	11.93
27NTUV11200MM	8"	10	15.551	1.3416	8" => 200 mm	0.72	8.39	4.61	19.68	14.04
27NTUV11250MM	10"	1	28.722	2.5788	10" => 250 mm	0.89	10.25	5.83	24.8	17.53



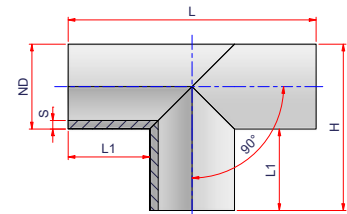
SEGMENTED TEE LONG SPIGOT

Material: PP-RCT

Range: 12" ÷ 16"

Notes: For butt fusion or electrofusion welding

ATTENTION: Made to order



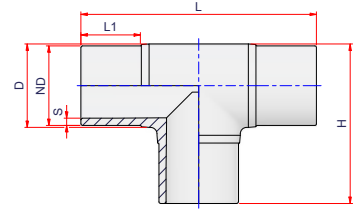
SDR 11

Code	Size	Carton Q.ty	Weight lb/p.	Volume ft ³ /p.	ND	S	L1	L	H
27NTUV11315MMB	12"	1	61.605	6.2585	12" => 315 mm	1.13	11.81	36.02	24.21
27NTUV11355MMB	14"	1	81.054	7.8431	14" => 355 mm	1.28	11.81	37.6	25.79
27NTUV11400MMB	16"	1	105.543	9.8884	16" => 400 mm	1.43	11.81	39.37	27.56



**MOLDED TEE
LONG SPIGOT**

Material: PP-RCT
Range: $\varnothing 2'' \div \varnothing 10''$
Notes: For butt fusion or electrofusion welding



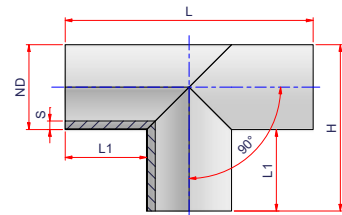
SDR 17

Code	Size	Carton Q.ty	Weight lb/p.	Volume ft ³ /p.	ND	S	D	L1	L	H
27NTUV1763MM	2"	30	0,843	0,0026	2" => 63 mm	0.15	2.68	2.76	9.45	6.06
27NTUV1775MM	2½"	20	1,067	0,0040	2½" => 75 mm	0.18	3.23	2.95	10.24	6.73
27NTUV1790MM	3"	16	1,581	0,0050	3" => 90 mm	0.21	3.84	3.54	11.69	7.76
27NTUV17110MM	3½"	9	2,779	0,0088	3½" => 110 mm	0.26	4.8	3.43	12.6	8.7
27NTUV17125MM	4"	5	4,840	0,0160	4" => 125 mm	0.29	5.16	3.74	14.57	9.86
27NTUV17160MM	6"	7	7,700	0,0308	6" => 160 mm	0.37	6.57	4.06	16.54	11.56
27NTUV17200MM	8"	5	12,980	0,0432	8" => 200 mm	0.47	8.21	4.61	19.69	13.94
27NTUV17250MM	10"	11	23,100	0,0902	10" => 250 mm	0.58	10.26	6.26	24.02	17.13



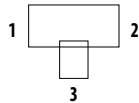
**SEGMENTED TEE
LONG SPIGOT**

Material: PP-RCT
Range: 12" ÷ 16"
Notes: For butt fusion or electrofusion welding
ATTENTION: Made to order



SDR 17

Code	Size	Carton Q.ty	Weight lb/p.	Volume ft ³ /p.	ND	S	L1	L	H
27NTUV17315MMB	12"	1	41.530	6.2585	12" => 315 mm	0.74	11.81	36.02	24.21
27NTUV17355MMB	14"	1	54.117	7.8431	14" => 355 mm	0.83	11.81	37.60	25.79
27NTUV17400MMB	16"	1	70.609	9.8884	16" => 400 mm	0.93	11.81	39.37	27.56

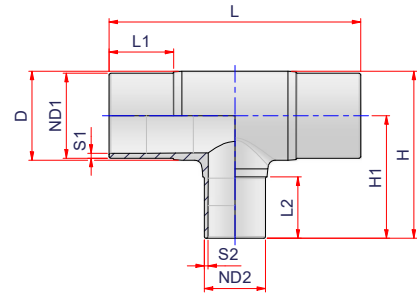


MOLDED REDUCING TEE LONG SPIGOT

Material: PP-RCT

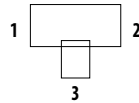
Range: $\varnothing 6'' \times 6'' \times 2'' \div \varnothing 8'' \times 8'' \times 6''$

Notes: For butt fusion or electrofusion welding



SDR 11

Code	Size (1x2x3)	Carton Qty	Weight lb/p.	Volume ft ³ /p.	ND1	ND2	S1	S2	D	L1	L2	L	H1	H
27NTRSUV1116063MM	6" x 6" x 2"	1	5.062	0.2029	6" => 160 mm	2" => 63 mm	0.57	0.23	6.57	4.06	2.76	14.96	6.3	9.45
27NTRSUV1116075MM	6" x 6" x 2½"	1	5.124	0.2467	6" => 160 mm	2½" => 75 mm	0.57	0.27	6.57	4.06	2.95	14.96	6.5	9.65
27NTRSUV1116090MM	6" x 6" x 3"	1	5.256	0.3141	6" => 160 mm	3" => 90 mm	0.57	0.32	6.57	4.06	3.54	14.96	7.09	10.24
27NTRSUV11160110MM	6" x 6" x 3½"	1	5.433	0.3839	6" => 160 mm	3½" => 110 mm	0.57	0.39	6.57	4.06	3.43	14.96	7.09	10.24
27NTRSUV11160125MM	6" x 6" x 4"	1	5.668	0.4529	6" => 160 mm	4" => 125 mm	0.57	0.45	6.57	4.06	3.74	14.96	7.48	10.63
27NTRSUV1120063MM	8" x 8" x 2"	1	9.772	0.2937	8" => 200 mm	2" => 63 mm	0.72	0.23	8.39	4.61	2.76	18.11	7.36	11.3
27NTRSUV1120075MM	8" x 8" x 2½"	1	9.825	0.3558	8" => 200 mm	2½" => 75 mm	0.72	0.27	8.39	4.61	2.95	18.11	7.56	11.5
27NTRSUV1120090MM	8" x 8" x 3"	1	9.954	0.4489	8" => 200 mm	3" => 90 mm	0.72	0.32	8.39	4.61	3.54	18.11	8.15	12.09
27NTRSUV11200110MM	8" x 8" x 3½"	1	10.105	0.5486	8" => 200 mm	3½" => 110 mm	0.72	0.39	8.39	4.61	3.43	18.11	8.15	12.09
27NTRSUV11200125MM	8" x 8" x 4"	1	10.316	0.6394	8" => 200 mm	4" => 125 mm	0.72	0.45	8.39	4.61	3.74	18.11	8.46	12.4
27NTRSUV11200160MM	8" x 8" x 6"	1	10.9	0.8395	8" => 200 mm	6" => 160 mm	0.72	0.57	8.39	4.61	4.06	18.11	8.78	12.72
27NTRSUV1125090MM	10" x 10" x 3"	1	16.641	0.5786	10" => 250 mm	3" => 90 mm	0.89	0.32	10.24	5.28	3.54	20.08	9.13	14.05
27NTRSUV11250110MM	10" x 10" x 3½"	1	16.619	0.759	10" => 250 mm	3½" => 110 mm	0.89	0.39	10.24	5.28	4.57	20.08	10.16	15.08
27NTRSUV11250125MM	10" x 10" x 4"	1	16.942	0.815	10" => 250 mm	4" => 125 mm	0.89	0.45	10.24	5.28	3.74	20.08	9.33	14.25
27NTRSUV11250160MM	10" x 10" x 6"	1	17.42	1.0717	10" => 250 mm	6" => 160 mm	0.89	0.57	10.24	5.28	4.13	20.08	9.72	14.64
27NTRSUV11250200MM	10" x 10" x 8"	1	18.382	1.3799	10" => 250 mm	8" => 200 mm	0.89	0.72	10.24	5.28	4.57	20.08	10.16	15.08



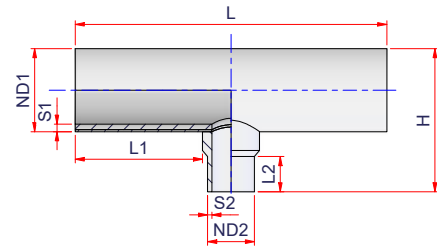
REDUCING TEE LONG SPIGOT

Material: PP-RCT

Range: $\varnothing 12'' \times 12'' \times 2'' \div \varnothing 12'' \times 12'' \times 10''$

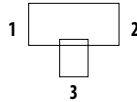
Notes: For butt fusion or electrofusion welding

ATTENTION: Made to order



SDR 11

Code	Size (1x2x3)	Carton Qty	Weight lb/p.	Volume ft ³ /p.	ND1	ND2	S1	S2	L1	L2	L	H1	H
27NTRUV1131563M315	12" x 12" x 2"	1	13.299	2.1564	12" => 315 mm	2" => 63 mm	1.13	0.23	7.5	2.52	18.85	9.74	15.94
27NTRUV1131575M315	12" x 12" x 2½"	1	13.794	2.2814	12" => 315 mm	2½" => 75 mm	1.13	0.27	7.5	3.23	19.55	10.06	16.26
27NTRUV1131590M315	12" x 12" x 3"	1	14.212	2.319	12" => 315 mm	3" => 90 mm	1.13	0.32	7.5	2.95	20.02	9.94	16.14
27NTRUV11315110M315	12" x 12" x 3½"	1	15.198	2.4849	12" => 315 mm	3½" => 110 mm	1.13	0.39	7.5	3.35	21.19	10.14	16.34
27NTRUV11315125M315	12" x 12" x 4"	1	16.343	2.7524	12" => 315 mm	4" => 125 mm	1.13	0.45	7.5	3.94	21.89	11.32	17.52
27NTRUV11315160M315	12" x 12" x 6"	1	19.008	3.0026	12" => 315 mm	6" => 160 mm	1.13	0.58	7.5	3.78	23.88	11.32	17.52
27NTRUV11315200M315	12" x 12" x 8"	1	20.88	3.7748	12" => 315 mm	8" => 200 mm	1.13	0.72	7.5	7.48	24.74	15.06	21.26
27NTRUV11315250M315	12" x 12" x 10"	1	24.81	4.0998	12" => 315 mm	10" => 250 mm	1.13	0.89	7.5	7.48	26.87	15.06	21.26

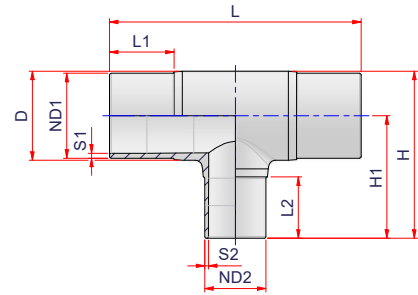


MOLDED REDUCING TEE LONG SPIGOT

Material: PP-RCT

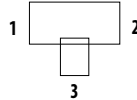
Range: $\varnothing 6'' \times 6'' \times 2'' \div \varnothing 10'' \times 10'' \times 8''$

Notes: For butt fusion or electrofusion welding



SDR 17

Code	Size (1x2x3)	Carton Weight Volume			ND1	ND2	S1	S2	D	L1	L2	L	H1	H
		Qty	lb/p.	ft ³ /p.										
27NTRSUV1716063MM	6" x 6" x 2"	1	3.365	0.2029	6" => 160 mm	2" => 63 mm	0.37	0.15	6.57	4.06	2.76	14.96	6.3	9.45
27NTRSUV1716075MM	6" x 6" x 2½"	1	3.409	0.2467	6" => 160 mm	2½" => 75 mm	0.37	0.18	6.57	4.06	2.95	14.96	6.5	9.65
27NTRSUV1716090MM	6" x 6" x 3"	1	3.49	0.3141	6" => 160 mm	3" => 90 mm	0.37	0.21	6.57	4.06	3.54	14.96	7.09	10.24
27NTRSUV17160110MM	6" x 6" x 3½"	1	3.617	0.3839	6" => 160 mm	3½" => 110 mm	0.37	0.26	6.57	4.06	3.43	14.96	7.09	10.24
27NTRSUV17160125MM	6" x 6" x 4"	1	3.748	0.4529	6" => 160 mm	4" => 125 mm	0.37	0.29	6.57	4.06	3.74	14.96	7.48	10.63
27NTRSUV1720063MM	8" x 8" x 2"	1	6.604	0.2937	8" => 200 mm	2" => 63 mm	0.47	0.15	8.39	4.61	2.76	18.11	7.36	11.3
27NTRSUV1720075MM	8" x 8" x 2½"	1	6.64	0.3558	8" => 200 mm	2½" => 75 mm	0.47	0.18	8.39	4.61	2.95	18.11	7.56	11.5
27NTRSUV1720090MM	8" x 8" x 3"	1	6.718	0.4489	8" => 200 mm	3" => 90 mm	0.47	0.21	8.39	4.61	3.54	18.11	8.15	12.09
27NTRSUV17200110MM	8" x 8" x 3½"	1	6.82	0.5486	8" => 200 mm	3½" => 110 mm	0.47	0.26	8.39	4.61	3.43	18.11	8.15	12.09
27NTRSUV17200125MM	8" x 8" x 4"	1	6.932	0.6394	8" => 200 mm	5" => 125 mm	0.47	0.29	8.39	4.61	3.74	18.11	8.46	12.4
27NTRSUV17200160MM	8" x 8" x 6"	1	7.31	0.8395	8" => 200 mm	6" => 160 mm	0.47	0.37	8.39	4.61	4.06	18.11	8.78	12.72
27NTRSUV1725090MM	10" x 10" x 3"	1	11.158	0.5786	10" => 250 mm	3" => 90 mm	0.58	0.21	10.24	5.28	3.54	20.08	9.13	14.05
27NTRSUV17250110MM	10" x 10" x 3½"	1	11.342	0.759	10" => 250 mm	3½" => 110 mm	0.58	0.26	10.24	5.28	4.57	20.08	10.16	15.08
27NTRSUV17250125MM	10" x 10" x 4"	1	11.33	0.8264	10" => 250 mm	4" => 125 mm	0.58	0.29	10.24	5.28	3.74	20.08	9.33	14.45
27NTRSUV17250160MM	10" x 10" x 6"	1	11.617	1.0577	10" => 250 mm	6" => 160 mm	0.58	0.37	10.24	5.28	4.13	20.08	9.72	14.45
27NTRSUV17250200MM	10" x 10" x 8"	1	12.227	1.3222	10" => 250 mm	8" => 200 mm	0.58	0.47	10.24	5.28	4.57	20.08	10.16	14.45



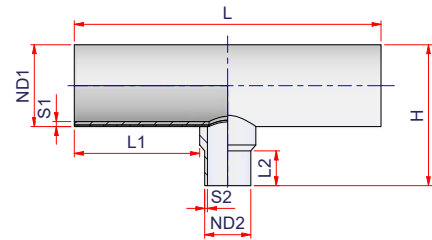
REDUCING TEE LONG SPIGOT

Material: PP-RCT

Range: $\varnothing 12'' \times 12'' \times 2'' \div \varnothing 12'' \times 12'' \times 10''$

Notes: For butt fusion or electrofusion welding

ATTENTION: Made to order



SDR 17

Code	Size (1x2x3)	Carton Qty	Weight lb/p.	Volume ft ³ /p.	ND1	ND2	S1	S2	L1	L2	L	H1	H
27NTRUV1731563M315	12" x 12" x 2"	1	8.934	2.1564	12" => 315 mm	2" => 63 mm	0.74	0.15	7.50	2.52	18.85	9.74	15.94
27NTRUV1731575M315	12" x 12" x 2½"	1	9.261	2.2814	12" => 315 mm	2½" => 75 mm	0.74	0.18	7.50	3.23	19.55	10.06	16.26
27NTRUV1731590M315	12" x 12" x 3"	1	9.563	2.319	12" => 315 mm	3" => 90 mm	0.74	0.21	7.50	2.95	20.02	9.94	16.14
27NTRUV17315110M315	12" x 12" x 3½"	1	10.263	2.4849	12" => 315 mm	3½" => 110 mm	0.74	0.26	7.50	3.35	21.19	10.14	16.34
27NTRUV17315125M315	12" x 12" x 4"	1	11.175	2.7524	12" => 315 mm	4" => 125 mm	0.74	0.29	7.50	3.94	21.89	11.32	17.52
27NTRUV17315160M315	12" x 12" x 6"	1	13.293	3.0026	12" => 315 mm	6" => 160 mm	0.74	0.37	7.50	3.78	23.88	11.32	17.52
27NTRUV17315200M315	12" x 12" x 8"	1	14.514	3.7748	12" => 315 mm	8" => 200 mm	0.74	0.47	7.50	7.48	24.74	15.06	21.26
27NTRUV17315250M315	12" x 12" x 10"	1	17.554	4.0998	12" => 315 mm	10" => 250 mm	0.74	0.58	7.50	7.48	26.87	15.06	21.26



(A)



(B)



CONCENTRIC REDUCER LONG SPIGOT

Material: PP-RCT

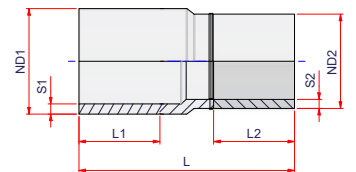
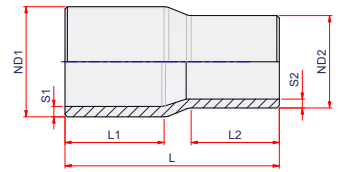
Range: $\varnothing 2\frac{1}{2}'' \times 1\frac{1}{4}'' \div \varnothing 16'' \times 14''$

Notes: For butt fusion or electrofusion welding

Type A - Injected

Type B - Fabricated fitting + Elongated.

ATTENTION: Made to order



SDR 11

Code	Type	Size	Carton Q.ty	Weight lb/p.	Volume ft ³ /p.	ND1	ND2	S1	S2	L1	L2	L
27NRUV754011MM	A	2½"x1¼"	20	0.305	0.0192	2½" => 75 mm	1" ¼ => 40 mm	0.27	0.15	2.56	1.89	5.63
27NRUV755011MM	A	2½"x1½"	16	0.325	0.0190	2½" => 75 mm	1" ½ => 50 mm	0.27	0.18	2.56	1.89	5.55
27NRUV756311MM	A	2½"x2"	12	0.386	0.0202	2½" => 75 mm	2" => 63 mm	0.27	0.23	2.8	2.52	5.9
27NRUV905011MM	A	3"x1½"	18	0.467	0.0245	3" => 90 mm	1" ½ => 50 mm	0.32	0.18	2.87	2.24	5.98
27NRUV906311MM	A	3"x2"	75	0.503	0.0242	3" => 90 mm	2" => 63 mm	0.32	0.23	2.8	2.24	5.9
27NRUV907511MM	A	3"x2½"	1	0.638	0.0283	3" => 90 mm	2½" => 75 mm	0.32	0.27	3.19	2.84	6.89
27NRUV1106311MM	A	3½"x2"	45	0.812	0.0345	3½" => 110 mm	2" => 63 mm	0.39	0.23	3.35	2.76	6.89
27NRUV1107511MM	A	3½"x2½"	1	0.933	0.0365	3½" => 110 mm	2½" => 75 mm	0.39	0.27	3.47	2.28	7.28
27NRUV1109011MM	A	3½"x3"	45	0.938	0.0345	3½" => 110 mm	3" => 90 mm	0.39	0.32	3.07	2.76	6.89
27NRUV1257511MM	A	4"x2½"	3	1.253	0.0447	4" => 125 mm	2½" => 75 mm	0.45	0.27	3.62	2.36	7.84
27NRUV1259011MM	A	4"x3"	4	1.225	0.0417	4" => 125 mm	3" => 90 mm	0.45	0.32	3.39	2.76	7.32
27NRUV12511011MM	A	4"x3½"	20	1.375	0.0419	4" => 125 mm	3½" => 110 mm	0.45	0.39	3.5	3.03	7.36
27NRUV1609011MM	A	6"x3"	1	2.237	0.066	6" => 160 mm	3" => 90 mm	0.57	0.32	4.21	3.54	9.05
27NRUV16011011MM	A	6"x3½"	12	2.264	0.0617	6" => 160 mm	3½" => 110 mm	0.57	0.39	4.06	3.46	8.46
27NRUV16012511MM	A	6"x4"	12	2.398	0.0615	6" => 160 mm	4" => 125 mm	0.57	0.45	4.02	3.58	8.43
27NRUV20016011MM	A	8"x6"	63	4.332	0.0861	8" => 200 mm	6" => 160 mm	0.72	0.58	4.65	3.98	9.45
27NRUV25016011MMB	B	10"x6"	1	13.731	0.2243	10" => 250 mm	6" => 160 mm	0.89	0.58	9.65	6.89	19.69
27NRUV25020011MMB	B	10"x8"	1	15.101	0.2287	10" => 250 mm	8" => 200 mm	0.89	0.72	9.65	7.28	20.08
27NRUV31516011MMB	B	12"x6"	1	24.397	0.3248	12" => 315 mm	6" => 160 mm	1.13	0.58	12.59	6.89	22.63
27NRUV31520011MMB	B	12"x8"	1	25.767	0.3304	12" => 315 mm	8" => 200 mm	1.13	0.72	12.59	7.28	23.02
27NRUV31525011MMB	B	12"x10"	1	29.591	0.3644	12" => 315 mm	10" => 250 mm	1.13	0.89	12.59	9.65	25.39
27NRUV35520011MMB	B	14"x8"	1	32.413	0.3724	14" => 355 mm	8" => 200 mm	1.27	0.72	12.59	7.28	23.02
27NRUV35525011MMB	B	14"x10"	1	34.375	0.4012	14" => 355 mm	10" => 250 mm	1.27	0.89	12.6	8.35	24.8



(A)



(B)



CONCENTRIC REDUCER LONG SPIGOT

Material: PP-RCT

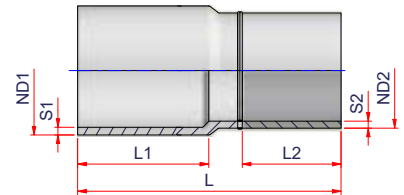
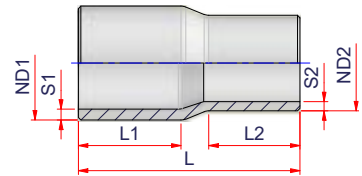
Range: $\varnothing 2\frac{1}{2}'' \times 1\frac{1}{4}'' \rightarrow \varnothing 16'' \times 14''$

Notes: For butt fusion or electrofusion welding

Type A - Injected

Type B - Fabricated fitting + Elongated.

ATTENTION: Made to order



SDR 11

Code	Type	Size	Carton Q.ty	Weight lb/p.	Volume ft ³ /p.	ND1	ND2	S1	S2	L1	L2	L
27NRUV35531511MMB	B	14" x 12"	1	44.436	0.4711	14" => 355 mm	12" => 315 mm	1.27	1.13	12.59	12.59	29.12
27NRUV40025011MMB	B	16" x 10"	1	46.082	0.4772	16" => 400 mm	10" => 250 mm	1.43	0.89	12.59	9.65	26.18
27NRUV40031511MMB	B	16" x 12"	1	53.799	0.5308	16" => 400 mm	12" => 315 mm	1.43	1.13	12.59	12.59	29.12
27NRUV40035511MMB	B	16" x 14"	1	57.531	0.5308	16" => 400 mm	14" => 355 mm	1.43	1.27	12.59	12.59	29.12



(A)



(B)



CONCENTRIC REDUCER LONG SPIGOT

Material: PP-RCT

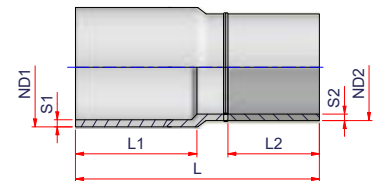
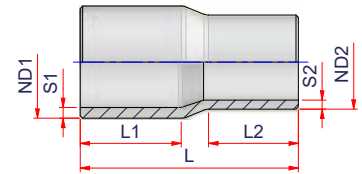
Range: $\varnothing 2\frac{1}{2}'' \times 1\frac{1}{4}'' \div \varnothing 16'' \times 14''$

Notes: For butt fusion or electrofusion welding

Type A - Injected

Type B - Fabricated fitting + Elongated.

ATTENTION: Made to order



SDR 17

Code	Type	Size	Carton Q.ty	Weight lb/p.	Volume ft ³ /p.	ND1	ND2	S1	S2	L1	L2	L
27NRUV754017MM	A	2½" x 1¼"	16	0.215	0.0192	2½" => 75 mm	1" ¼ => 40 mm	0.18	0.09	2.56	1.89	5.63
27NRUV755017MM	A	2½" x 1½"	16	0.232	0.019	2½" => 75 mm	1" ½ => 50 mm	0.18	0.12	2.56	1.89	5.55
27NRUV756317MM	A	2½" x 2"	14	0.27	0.0202	2½" => 75 mm	2" => 63 mm	0.18	0.15	2.8	2.52	5.9
27NRUV905017MM	A	3" x 1½"	18	0.334	0.0245	3" => 90 mm	1" ½ => 50 mm	0.21	0.12	2.87	2.24	5.98
27NRUV906317MM	A	3" x 2"	75	0.356	0.0242	3" => 90 mm	2" => 63 mm	0.21	0.15	2.8	2.24	5.9
27NRUV907517MM	A	3" x 2½"	1	0.446	0.0283	3" => 90 mm	2½" => 75 mm	0.21	0.18	3.19	2.84	6.89
27NRUV1106317MM	A	3½" x 2"	45	0.586	0.0345	3½" => 110 mm	2" => 63 mm	0.26	0.15	3.38	2.76	6.89
27NRUV1107517MM	A	3½" x 2½"	1	0.668	0.0365	3½" => 110 mm	2½" => 75 mm	0.26	0.18	3.47	2.28	7.28
27NRUV1109017MM	A	3½" x 3"	45	0.662	0.0345	3½" => 110 mm	3" => 90 mm	0.26	0.21	3.07	2.76	6.89
27NRUV1257517MM	A	4" x 2½"	3	0.882	0.0447	4" => 125 mm	2½" => 75 mm	0.29	0.18	3.62	2.36	7.84
27NRUV1259017MM	A	4" x 3"	4	0.858	0.0417	4" => 125 mm	3" => 90 mm	0.29	0.21	3.39	2.76	7.32
27NRUV12511017MM	A	4" x 3½"	20	0.952	0.0419	4" => 125 mm	3½" => 110 mm	0.29	0.26	3.5	3.03	7.36
27NRUV16011017MM	A	6" x 3½"	12	1.593	0.066	6" => 160 mm	3½" => 110 mm	0.37	0.21	4.21	3.54	9.05
27NRUV16012517MM	A	6" x 4"	12	1.608	0.0617	6" => 160 mm	4" => 125 mm	0.37	0.26	4.06	3.46	8.46
27NRUV20016017MM	A	8" x 6"	63	1.672	0.0615	8" => 200 mm	6" => 160 mm	0.37	0.29	4.02	3.58	8.43
27NRUV25016017MMB	B	10" x 6"	1	3.019	0.0861	10" => 250 mm	6" => 160 mm	0.47	0.37	4.65	3.98	9.45
27NRUV25020017MMB	B	10" x 8"	1	9.122	0.2243	10" => 250 mm	8" => 200 mm	0.58	0.37	9.65	6.89	19.69
27NRUV31516017MMB	B	12" x 6"	1	9.889	0.2287	12" => 315 mm	6" => 160 mm	0.58	0.47	9.65	7.28	20.08
27NRUV31520017MMB	B	12" x 8"	1	14.32	0.2854	12" => 315 mm	8" => 200 mm	0.74	0.37	9.84	6.89	19.88
27NRUV31525017MMB	B	12" x 10"	1	15.213	0.2909	12" => 315 mm	10" => 250 mm	0.74	0.47	9.84	7.28	20.27
27NRUV35520017MMB	B	14" x 8"	1	17.061	0.325	14" => 355 mm	8" => 200 mm	0.74	0.58	9.84	9.65	22.64
27NRUV35525017MMB	B	14" x 10"	1	21.915	0.3724	14" => 355 mm	10" => 250 mm	0.83	0.47	12.59	7.28	23.02
27NRUV35531517MMB	B	14" x 12"	1	23.747	0.4107	14" => 355 mm	12" => 315 mm	0.83	0.58	12.59	9.65	25.39

follow...



(A)



CONCENTRIC REDUCER LONG SPIGOT

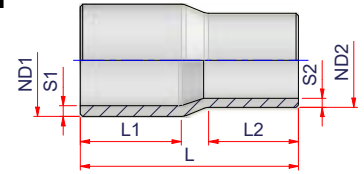
Material: PP-RCT

Range: $\varnothing 2\frac{1}{2}'' \times 1\frac{1}{4}'' \div \varnothing 16'' \times 14''$

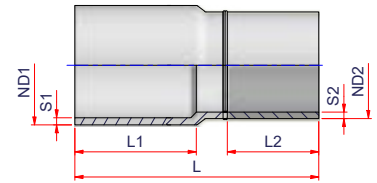
Notes: For butt fusion or electrofusion welding

Type A - Injected

Type B - Fabricated fitting + Elongated. ATTENTION: Made to o



(B)



SDR 17

Code	Type	Size	Carton Q.ty	Weight lb/p.	Volume ft ³ /p.	ND1	ND2	S1	S2	L1	L2	L
27NRUV40025017MMB	B	16"x10"	1	29.385	0.4628	16"=>400 mm	10"=>250 mm	0.93	0.58	12.59	9.65	25.39
27NRUV40031517MMB	B	16"x12"	1	32.602	0.4662	16"=>400 mm	12"=>315 mm	0.93	0.74	12.59	9.84	25.58
27NRUV40035517MMB	B	16"x14"	1	37.443	0.5164	16"=>400 mm	14"=>355 mm	0.93	0.83	12.59	12.59	28.33

(A)



END CAP LONG SPIGOT

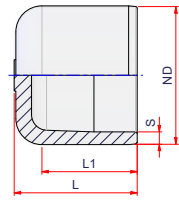
Material: PP-RCT

Range: $\varnothing 2'' \div \varnothing 16''$

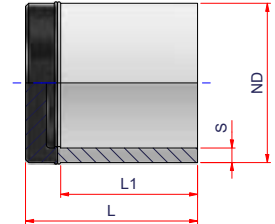
Notes: For butt fusion or electrofusion welding

Type A - Injected

Type B - Fabricated fitting + Elongated. ATTENTION: Made to order



(B)



SDR 11

Code	Type	Size	Carton Q.ty	Weight lb/p.	Volume ft ³ /p.	ND	S	L1	L
27NCCUV6311M	A	2"	70	0.291	0.0098	2" => 63 mm	0.23	2.76	3.43
27NCCUV7511M	A	2½"	40	0.447	0.0128	2½" => 75 mm	0.27	2.95	3.74
27NCCUV9011M	A	3"	30	0.708	0.0169	3" => 90 mm	0.32	3.19	4.13
27NCCUV11011M	A	3½"	18	1.203	0.0235	3½" => 110 mm	0.39	3.54	4.69
27NCCUV12511M	A	4"	24	1.700	0.0287	4" => 125 mm	0.45	3.74	5.04
27NCCUV16011M	A	6"	16	3.224	0.0408	6" => 160 mm	0.58	4.25	5.59
27NCCUV20011M	A	8"	24	6.138	0.0617	8" => 200 mm	0.72	5.24	6.77
27NCCUV25011MB	B	10"	1	16.784	0.131	10" => 250 mm	0.9	8.35	11.5
27NCCUV31511MB	B	12"	1	42.966	0.2259	12" => 315 mm	1.13	12.59	15.74
27NCCUV35511MB	B	14"	1	50.73	0.2546	14" => 355 mm	1.27	12.59	15.74
27NCCUV40011MB	B	16"	1	66.189	0.3011	16" => 400 mm	1.43	12.59	16.52

(A)



END CAP LONG SPIGOT

Material: PP-RCT

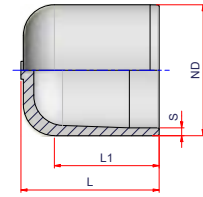
Range: $\varnothing 2'' \rightarrow \varnothing 16''$

Notes: For butt fusion or electrofusion welding

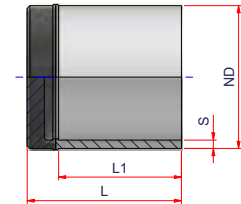
Type A - Injected

Type B - Fabricated fitting + Elongated.

ATTENTION: Made to order



(B)



SDR 17

Code	Type	Size	Carton Q.ty	Weight lb/p.	Volume ft ³ /p.	ND	S	L1	L
27NCCUV6317M	A	2"	1	0.200	0.0098	2" => 63 mm	0.15	2.76	3.43
27NCCUV7517M	A	2½"	45	0.312	0.0128	2½" => 75 mm	0.18	2.95	3.74
27NCCUV9017M	A	3"	30	0.488	0.0169	3" => 90 mm	0.21	3.19	4.13
27NCCUV11017M	A	3½"	18	0.824	0.0229	3½" => 110 mm	0.26	3.46	4.57
27NCCUV12517M	A	4"	24	1.152	0.0287	4" => 125 mm	0.29	3.74	5.04
27NCCUV16017M	A	6"	16	2.169	0.0408	6" => 160 mm	0.37	4.25	5.59
27NCCUV20017M	A	8"	24	4.211	0.0606	8" => 200 mm	0.47	5.35	6.65
27NCCUV25017MB	B	10"	1	12.585	0.131	10" => 250 mm	0.58	8.35	11.5
27NCCUV31517MB	B	12"	1	26.760	0.2259	12" => 315 mm	0.74	12.59	15.74
27NCCUV35517MB	B	14"	1	34.752	0.2546	14" => 355 mm	0.83	12.59	15.74
27NCCUV40017MB	B	16"	1	45.852	0.3011	16" => 400 mm	0.93	12.59	16.52

(A)



STUB FLANGE LONG SPIGOT

Material: PP-RCT

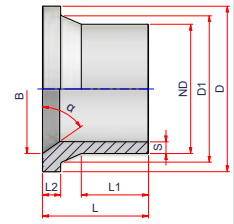
Range: $\varnothing 1\frac{1}{2}'' \div \varnothing 16''$

Notes: For butt fusion or electrofusion welding

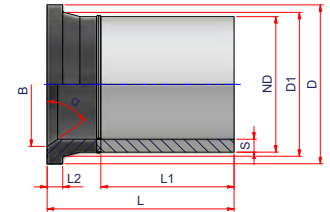
Type A - Injected

Type B - Fabricated fitting + Elongated.

ATTENTION: Made to order



(B)



SDR 11

Code	Type	Size	Carton Q.ty	Weight lb/p.	Volume ft ³ /p.	ND	S	D	D1	L1	L2	L	B	α
27NCRTUV5011	A	1½"	24	0.293	0.0247	1½" => 50 mm	0.23	3.96	2.95	2.74	0.66	4.48	2.47	70°
27NCRTUV6311	A	2"	30	0.469	0.0407	2" => 63 mm	0.27	4.69	3.5	3.03	0.67	4.65	2.83	79°
27NCRTUV7511	A	2½"	48	0.665	0.0592	2½" => 75 mm	0.32	5.22	4.13	3.7	0.71	5.12	3.46	70°
27NCRTUV9011	A	3"	30	1.203	0.0807	3" => 90 mm	0.39	6.3	4.92	3.66	0.75	5.24	4.29	67,5°
27NCRTUV11011	A	3½"	48	1.627	0.1204	3½" => 110 mm	0.45	6.3	5.2	3.82	0.79	5.61	4.41	78°
27NCRTUV12511	A	4"	40	1.727	0.1289	4" => 125 mm	0.58	8.41	6.81	4.07	0.96	6.3	5.81	76,5°
27NCRTUV16011	A	6"	24	3.868	0.2579	6" => 160 mm	0.72	10.55	9.06	4.53	1.26	7.39	8.17	65°
27NCRTUV20011	A	8"	12	7.077	0.476	8" => 200 mm	0.9	12.52	11.14	5.2	1.32	8.19	10.2	65°
27NCRTUV25011	A	10"	18	8.291	0.7429	10" => 250 mm	1.13	14.57	12.72	5.35	1.77	8.07	12.2	67,5°
27NCRTUV31511	A	12"	12	11.953	0.9914	12" => 315 mm	1.13	14.57	12.63	5.35	1.77	8.07	12.20	67,5°
27NCRTUV35511MB	B	14"	1	33.417	3.0686	14" => 355 mm	1.27	16.93	13.98	10.95	1.52	18.5	13.31	67,5°
27NCRTUV40011MB	B	16"	1	44.101	3.8964	16" => 400 mm	1.43	18.98	16.02	13.96	1.85	18.69	14.57	67,5°



(A)



STUB FLANGE LONG SPIGOT

Material: PP-RCT

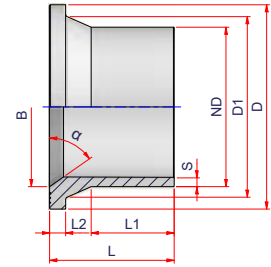
Range: $\varnothing 2'' - \varnothing 16''$

Notes: For butt fusion or electrofusion welding

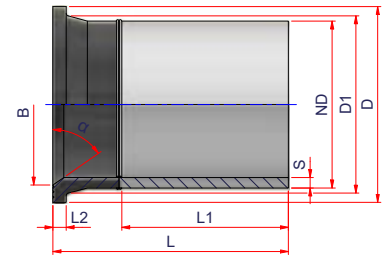
Type A - Injected

Type B - Fabricated fitting + Elongated.

ATTENTION: Made to order



(B)



SDR 17

Code	Type	Size	Carton Q.ty	Weight lb/p.	Volume ft ³ /p.	ND	S	D	D1	L1	L2	L	B	α
27NCRTUV6317	A	2"	16	0.346	0.018	2" => 63 mm	0.15	3.94	2.95	2.74	0.66	4.48	2.52	70°
27NCRTUV7517	A	2½"	18	0.501	0.0255	2½" => 75 mm	0.18	4.69	3.5	3.03	0.67	4.65	2.83	79°
27NCRTUV9017	A	3"	30	0.654	0.0308	3" => 90 mm	0.21	5.16	4.13	3.23	0.67	5.12	3.54	75°
27NCRTUV11017	A	3½"	60	0.98	0.0448	3½" => 110 mm	0.26	6.22	5.2	3.62	0.71	5.16	4.33	68°
27NCRTUV12517	A	4"	40	1.118	0.0459	4" => 125 mm	0.29	6.3	5.2	3.82	0.79	5.61	4.53	79°
27NCRTUV16017	A	6"	24	2.251	0.0807	6" => 160 mm	0.37	8.35	6.89	4.07	0.96	6.3	5.98	74°
27NCRTUV20017	A	8"	12	4.578	0.1328	8" => 200 mm	0.47	10.71	9.06	5.59	1.22	8.35	8.07	75.5°
27NCRTUV25017	A	10"	18	6.15	0.1814	10" => 250 mm	0.58	12.52	11.22	4.72	1.32	7.68	10.2	70°
27NCRTUV31517	A	12"	12	9.351	0.2457	12" => 315 mm	0.74	14.57	12.63	5.39	1.77	8.07	12.2	67.5°
27NCRTUV35517MB	B	14"	1	23.432	0.3317	14" => 355 mm	0.83	16.93	13.98	12.59	1.12	18.5	13.31	67.5°
27NCRTUV40017MB	B	16"	1	31.109	0.4169	16" => 400 mm	0.93	18.98	16.02	12.59	1.85	18.63	15.51	67.5°

2.4. ELECTROFUSION FITTINGS

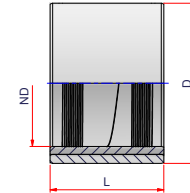


(A)

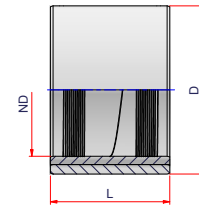


ELECTROFUSION COUPLER

Material: PP-RCT
Range: $\varnothing 1'' \div \varnothing 16''$



(B)



SDR 7.4 - 11

Code	Type	SDR	Size	Carton Q.ty	Weight lb/p.	Volume ft ³ /p.	ND	D	L1	L	H
27NMEUV3273	A	7.4	1"	60	0.164	0.0073	1" => 32 mm	1.79	1.34	2.76	2.56
27NMEUV4073	A	7.4	1 ¼"	50	0.264	0.0124	1 ¼" => 40 mm	2.17	1.61	3.35	2.95
27NMEUV5073	A	7.4	1 ½"	40	0.33	0.0185	1 ½" => 50 mm	2.68	1.67	3.47	3.43
27NMEUV6373	A	7.4	2"	30	0.484	0.0284	2" => 63 mm	3.23	1.67	3.86	3.94
27NMEUV7573	A	7.4	2 ½"	24	0.752	0.0493	2 ½" => 75 mm	3.86	2.4	4.92	4.49
27NMEUV9011	A	11	3"	30	1.111	0.0758	3" => 90 mm	4.45	2.84	5.75	5.12
27NMEUV11011	A	11	3 ½"	22	1.46	0.1071	3 ½" => 110 mm	5.35	3.03	6.1	5.67
27NMEUV12511	A	11	4"	16	2.2	0.1534	4" => 125 mm	6.16	3.23	6.54	6.58
27NMEUV16011	A	11	6"	24	3.3	0.2365	6" => 160 mm	7.48	3.41	6.89	7.93
27NMEUV20011	A	11	8"	14	4.777	0.3681	8" => 200 mm	9.13	3.6	7.28	9.57
27NMEUV25011	A	11	10"	36	9.533	0.7975	10" => 250 mm	11.93	4.82	9.65	11.97
27NMEUV31511	B	11	12"	18	19,322	1.2969	12" => 315 mm	15,00	-	9,96	-
27NMEUV35511	B	11	14"	9	45,467	2.2852	14" => 355 mm	17,71	-	12,59	-
27NMEUV40011	B	11	16"	8	44,248	2.4247	16" => 400 mm	19,29	-	11,26	-

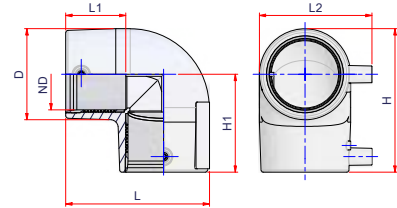


90° ELECTROFUSION ELBOW

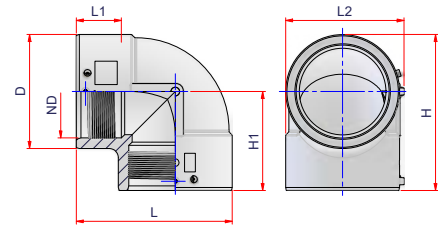
(A)



Material: PP-RCT
Range: ø1" ÷ ø8"



(B)



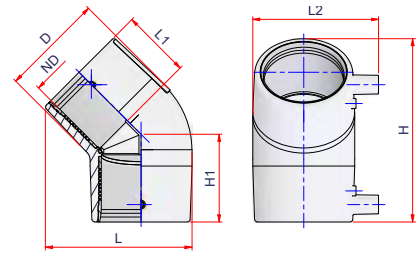
Code	Type	Size	Carton Q.ty	Weight lb/p.	Volume ft³/p.	ND	L1	L2	L	H1	H
27NGEMUV32	A	1"	30	0.211	0.0145	1" => 32 mm	1.34	2.52	3.15	2.26	3.15
27NGEMUV40	A	1 ¼"	40	0.336	0.0215	1 ¼" => 40 mm	1.61	2.87	3.6	2.56	3.6
27NGEMUV50	A	1 ½"	30	0.426	0.0356	1 ½" => 50 mm	1.89	3.31	4.31	3.03	4.31
27NGEMUV63	A	2"	15	0.925	0.0579	2" => 63 mm	2.09	3.94	5	3.46	5.08
27NGEMUV75	A	2 ½"	12	0.927	0.0797	2 ½" => 75 mm	2.28	4.33	5.69	3.82	5.59
27NGEMUV90	A	3"	14	2.204	0.1461	3" => 90 mm	3.07	5.24	6.95	4.69	6.93
27NGEMUV110	A	3 ½"	10	2.837	0.2628	3 ½" => 110 mm	3.27	6.46	8.34	5.67	8.43
27NGEMUV125	A	4"	8	4.183	0.3534	4" => 125 mm	3.46	7.09	9.23	6.2	9.33
27NGEMUV160	B	6"	12	7.348	0.5441	6" => 160 mm	3.54	8.29	10.63	6.81	10.67
27NGEMUV200	B	8"	5	13.13	1.005	8" => 200 mm	4.02	9.98	13.17	8.39	13.21



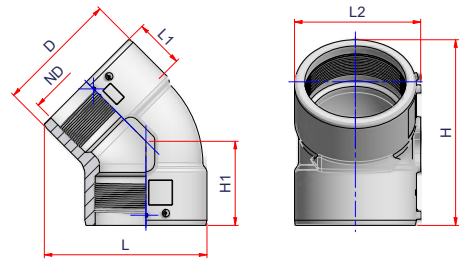
45° ELECTROFUSION ELBOW

Material: PP-RCT
Range: $\varnothing 1'' \div \varnothing 8''$

(A)



(B)

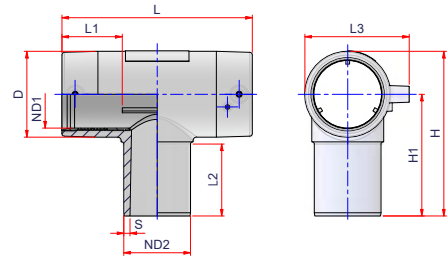


Code	Type	Size	Carton Q.ty	Weight lb/p.	Volume ft ³ /p.	ND	L1	L2	L	H1	H
27NCEMUV32	A	1"	30	0.194	0.015	1" => 32 mm	1.42	2.52	2.78	1.83	3.7
27NCEMUV40	A	1 ¼"	45	0.306	0.0248	1" ¼ => 40 mm	1.65	2.95	3.36	2.13	4.33
27NCEMUV50	A	1 ½"	35	0.371	0.0377	1" ½ => 50 mm	1.89	3.31	3.89	2.46	5.06
27NCEMUV63	A	2"	20	0.79	0.0626	2" => 63 mm	2.13	3.98	4.68	2.76	5.81
27NCEMUV75	A	2 ½"	14	0.976	0.0928	2 ½" => 75 mm	2.36	4.45	5.42	3.19	6.65
27NCEMUV90	A	3"	15	1.984	0.1814	3" => 90 mm	2.76	5.71	6.72	3.88	8.17
27NCEMUV110	A	3 ½"	12	2.618	0.271	3 ½" => 110 mm	3.17	6.36	7.76	4.51	9.49
27NCEMUV125	A	4"	8	4.092	0.3566	4" => 125 mm	3.46	7.09	8.43	4.84	10.31
27NCEMUV160	B	6"	12	6.448	0.5759	6" => 160 mm	3.39	8.33	10.22	5.28	11.69
27NCEMUV200	B	8"	6	11.895	1.0567	8" => 200 mm	3.9	9.86	12.78	6.57	14.49



ELECTROFUSION TEE

Material: PP-RCT
Range: $\varnothing 1'' \div \varnothing 6''$

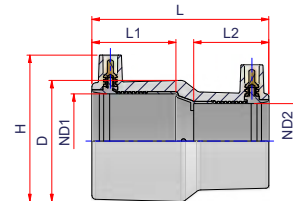


Code	Size	Carton Q.ty	Weight lb/p.	Volume ft ³ /p.	ND1	ND2	S	D	L1	L2	L3	L	H1	H
27NTCEUV032	1"	50	0.228	0.0241	1" => 32 mm	1" => 32 mm	0.12	1.73	1.48	1.85	2.52	4.34	2.95	3.8
27NTCEUV040	1 ¼"	30	0.399	0.0386	1" ¼ => 40 mm	1" ¼ => 40 mm	0.15	2.13	1.73	2.13	2.91	5.24	3.31	4.37
27NTCEUV050	1 ½"	20	0.6	0.0614	1" ½ => 50 mm	1" ½ => 50 mm	0.18	2.6	1.83	2.4	3.35	6.02	3.94	5.26
27NTCEUV063	2"	12	1.155	0.0981	2" => 63 mm	2" => 63 mm	0.23	3.31	2.24	2.68	3.9	7.08	4.53	6.14
27NTCEUV075	2 ½"	20	1.65	0.1381	2 ½" => 75 mm	2 ½" => 75 mm	0.27	3.78	2.28	2.83	4.41	7.72	5.12	7.01
27NTCEUV090	3"	10	3.058	0.251	3" => 90 mm	3" => 90 mm	0.32	4.65	2.76	3.31	5.49	9.6	5.91	8.23
27NTCEUV110	3 ½"	7	4.101	0.3929	3 ½" => 110 mm	3 ½" => 110 mm	0.39	5.35	3.27	3.48	6.16	11.34	6.97	9.72
27NTCEUV125	4"	5	5.698	0.5225	4" => 125 mm	4" => 125 mm	0.45	6.26	3.46	3.7	6.85	12.4	7.54	10.63
27NTCEUV160	6"	8	7.838	0.6628	6" => 160 mm	6" => 160 mm	0.57	7.48	3.38	4.21	8	11.88	8.3	12.05



ELECTROFUSION REDUCER

Material: PP-RCT
Range: $\varnothing 1\frac{1}{4}'' \times 1'' \div \varnothing 2'' \times 1\frac{1}{2}''$



Code	Size	Carton Q.ty	Weight lb/p.	Volume ft ³ /p.	ND1	ND2	D	L1	L2	L	H
27NRDEUV4032	1 ¼" x 1"	20	0.253	0.0137	1" ¼ => 40 mm	1" => 32 mm	2.17	1.85	1.65	3.74	2.91
27NRDEUV5032	1 ½" x 1"	20	0.308	0.0192	1" ½ => 50 mm	1" => 32 mm	2.52	1.95	1.63	3.94	3.35
27NRDEUV5040	1 ½" x 1 ¼"	10	0.374	0.0198	1" ½ => 50 mm	1" ¼ => 40 mm	2.52	1.95	1.87	4.06	3.35
27NRDEUV6332	2" x 1"	16	0.475	0.0337	2" => 63 mm	1" => 32 mm	3.21	2.19	1.65	4.65	3.9
27NRDEUV6340	2" x 1 ¼"	18	0.502	0.0337	2" => 63 mm	1" ¼ => 40 mm	3.21	2.17	1.77	4.65	3.9
27NRDEUV6350	2" x 1 ½"	18	0.49	0.0337	2" => 63 mm	1" ½ => 50 mm	3.21	2.19	1.97	4.65	3.9



WATER DECONTAMINATION SYSTEM (ITALY)

2.5. EQUIPMENT



SELF AMALGAMATING TAPE TO PROTECT WELDING BEAD FROM UV

Range: 2" and 4"

Code	Length	Width	Notes
00TAPE02	75 ft	2"	White colour
00TAPE04	50 ft	4"	Black colour



EXTERNAL DEBADER

Code	Size
00DEBADER	6" ÷ 16"

SELF AMALGAMATING WHITE TAPE TO PROTECT WELDING BEAD FROM UV



1. Butt weld the pipe with the standard NIRON welding conditions.



2. Remove the bead using the debader code 00DEBEADER



3. Clean the bead area removing any dust and grease.



4. Stick the tape along the entire circumference, covering the exposed grey PP-RCT area.



Equipment

3

EQUIPMENT & WELDING UNITS

3.1 EQUIPMENT

(A)



(B)



PIPE CUTTER

Material: Metal

Range: ½" ÷ 4"

Code	Type	Size	Pack	Weight lb/p	Volume ft ³ /p.
00TT1540	A	½" ÷ 1¼"	1	1.320	-
19SCUT	B	1½" ÷ 4"	1	2.200	-



BEVELING MANUAL TOOL

Material: Plastic - Metal

Range: ½" ÷ 2"

Notes: Manual tool for beveling the ends of plastic pipes for electrofusion, socket fusion, pipe connection

Code	Size	Pack
00SMUSS2063	½" ÷ 2"	1



NIRON SOCKET FUSION GAUGE

Material: Plastic

Range: ½" ÷ 4"

Code	Size	Pack	Weight lb/p	Volume ft ³ /p.
00NSFG	½" ÷ 4"	1	-	-

(A)



(B)



REVOLVING SCRAPER

Material: Metal

Range: 2½" ÷ 16"

Code	Type	Size	Pack	Weight lb/p	Volume ft ³ /p.
00RAT1A	A	2½" ÷ 6"	1	10.560	85.955
00RAT2A	B	8" ÷ 16"	1	18.480	92.559

SPARE BLADES FOR SCRAPERS

50LAMARAT1A2A	for 00RAT1A
00RATRITLR	for 00RAT2A

(A)



REVOLVING SCRAPER

Material: Metal

Range: 1½" ÷ 30"

Tool can scrape PE, PE-RC, PP-RCT and PEX pipes.

(C)



(B)



Code	Type	Size	Pack	Weight lb/p	Volume ft³/p.
00RAT1RIT	A	1½" ÷ 6"	1	12.430	0.3904
00RAT2RIT	B	2½" ÷ 12"	1	20.240	1.0965
00RAT3RIT	C	14" ÷ 30"	1	58.520	5.7351
SPARE BLADES FOR SCRAPERS					
00RATRITLR	FOR ALL MODELS				



MODULAR ROTARY SCRAPER

Material: Metal

Range: 10" ÷ 40"

The rotary scraper is designed for universal peeling at the pipe end for electrofusion couplings and tees, elbows and electrofusion saddles.

Tool can scrape PE, PE-RC, PP-RCT and PEX pipes.

Code	Size	Pack	Weight lb/p	Volume ft³/p.
00RAT10	10" ÷ 40"	1	16.72	-



ROTARY SCRAPER

Material: Metal

Range: 1½" ÷ 12"

Tool can scraper PE, PE-RC, PP-RCT and PEX pipes.

Code	Size	Pack	Weight lb/p	Volume ft ³ /p.
00RS050	1 ½"	1	1.28	776.82
00RS063	2"	1	1.344	882.75
00RS075	2 ½"	1	1.382	953.37
00RS090	3"	1	1.434	1,094.61
00RS110	3 ½"	1	1.514	1,271.16
00RS125	4"	1	1.582	1,447.71
00RS160	6"	1	1.745	1,871.43
00RS200	8"	1	1.936	2,471.70
00RS250	10"	1	2.207	3,283.83
00RS315	12"	1	2.631	4,449.06

(A)



(B)



(C)



(D)



SPARE PARTS FOR ROTARY SCRAPER

Code	REF.	Description	Pack
00RSGBKIT	A	CUTTING BLOCK ASSEMBLY KIT	1
00RSLEKIT	B	REPLACEMENT LEVERS KIT FOR ORBITAL SCRAPER	2
00RSRKIT	C	REPLACEMENT PIN KIT FOR ORBITAL SCRAPER	1
00RSBKIT	D	REPLACEMENT BLADE	1



TURBO SCRAPER

Material: Metal
Range: ½" ÷ 2"

Code	Size	Pack	Weight lb/p
00RATURB020	½"	1	-
00RATURB025	¾"	1	-
00RATURB032	1"	1	1.408
00RATURB040	1¼"	1	1.804
00RATURB050	1½"	1	2.244
00RATURB063	2"	1	2.200



TURBO SCRAPER KIT

Material: Metal
Range: ½" ÷ 2"
Note: Suitcase including turbo scrapers from ½" to 2", manual scraper

Code	Size
00RATURBOKIT	½" ÷ 2"



MALE/FEMALE DIES FOR HOLE MENDING

Material: Metal

Code	Size holes	Pack	Weight lb/p
00MARP7	0.24"max	1+1	0.220
00MARP11	0.40"max	1+1	0.220



ALIGNER FOR ELECTROFUSION FITTINGS

Material: Metal

Range: ½" ÷ 16"

Code	Size	Pack	Weight lb/p	Volume ft ³ /p.
00ALL063/4	½" ÷ 2"	1	10.560	5932
00ALL225/4	1½" ÷ 8"	1	45.760	22693
00ALL315/4	10" ÷ 16"	1	191.400	119187

(A)



(B)



(C)



DRILL FOR INSTABRANCHES AND INSTAHEADERS

Material: Metal

Notes: For installation of part codes NGS and NGSF

Code	Type	Size (OUTLET)	Size (MAIN PIPE)
00FGS254090	A	½" - ¾"	1¼" ÷ 3"
00FGS25110315	A	½" - ¾"	4" ÷ 24"
00FGS3263125	B	1"	2" ÷ 5"
00FGS32160315	C	1"	6" ÷ 24"
00FGS40	C	1¼"	ALL
00FGS50	C	1½"	ALL
00FGS63	C	2"	ALL
00FGS75	C	2½"	ALL
00FGS90	C	3"	ALL
00FGS110	C	3½"	ALL
00FGS125	C	4"	ALL



DIE PAIR FOR INSTABRANCH™ SOCKLET

Material: Metal

Notes: For INSTABRANCH™ side fusion installation (codes NGS, NGSF, NGSFC, NPGS, NPGSCR)

Code	Size (OUTLET)	Size (MAIN PIPE)	Pack	Saddles code Ref.
00MATGS202540	1/2" - 3/4"	1 1/4"	1+1	27NGS2040 - 27NGS2540 - 27NGSFx124050... - 27NGSFx344050...
00MATGS202550	1/2" - 3/4"	1 1/2"	1+1	27NGS2050 - 27NGS2550 - 27NGSFx124050... - 27NGSFx344050...
00MATGS202563	1/2" - 3/4"	2"	1+1	27NGS206375 - 27NGS256375 - 27NGSFx126375... - 27NGSFx346375...
00MATGS202575	1/2" - 3/4"	2 1/2"	1+1	27NGS206375 - 27NGS256375 - 27NGSFx126375... - 27NGSFx346375...
00MATGS202590	1/2" - 3/4"	3"	1+1	27NGS2090110125 - 27NGS2590110125 - 27NGSFx1290110125... - 27NGSFx3490110125...
00MATGS2025110	1/2" - 3/4"	3 1/2"	1+1	27NGS2090110125 - 27NGS2590110125 - 27NGSFx1290110125... - 27NGSFx3490110125...
00MATGS2025125	1/2" - 3/4"	4"	1+1	27NGS2090110125 - 27NGS2590110125 - 27NGSFx1290110125... - 27NGSFx3490110125...
00MATGS2025160	1/2" - 3/4"	6"	1+1	27NGS20160200 - 27NGS25160200 - 27NGSFx12160200... - 27NGSFx34160200...
00MATGS2025200	1/2" - 3/4"	8"	1+1	27NGS20160200 - 27NGS25160200 - 27NGSFx12160200... - 27NGSFx34160200...
00MATGS2025250	1/2" - 3/4"	10"	1+1	27NGS20250315 - 27NGS25250315 - 27NGSFx12250315... - 27NGSFx34250315...
00MATGS2025315	1/2" - 3/4"	12"	1+1	27NGS20250315 - 27NGS25250315 - 27NGSFx12250315... - 27NGSFx34250315...
00MATGS2025355630	1/2" - 3/4"	14" ÷ 24"	1+1	27NGS20355630 - 27NGS25355630 - 27NGSFx12355630... - 27NGSFx34355630...
00MATGS3263	1"	2"	1+1	27NGS326375 - 27NGSFx016375...
00MATGS3275	1"	2 1/2"	1+1	27NGS326375 - 27NGSFx016375...
00MATGS3290	1"	3"	1+1	27NGS3290110125 - 27NGSFx0190110125...
00MATGS32110	1"	3 1/2"	1+1	27NGS3290110125 - 27NGSFx0190110125...
00MATGS32125	1"	4"	1+1	27NGS3290110125 - 27NGSFx0190110125...
00MATGS32160	1"	6"	1+1	27NGS32160200 - 27NGSFx01160200...
00MATGS32200	1"	8"	1+1	27NGS32160200 - 27NGSFx01160200...
00MATGS32250	1"	10"	1+1	27NGS32250315 - 27NGSFx01250315...
00MATGS32315	1"	12"	1+1	27NGS32250315 - 27NGSFx01250315...
00MATGS32355630	1"	14" ÷ 24"	1+1	27NGS32355630 - 27NGSFx01355630...
00MATGS4090	1 1/4"	3"	1+1	27NGS4090
00MATGS40110	1 1/4"	3 1/2"	1+1	27NGS40110
00MATGS40125	1 1/4"	4"	1+1	27NGS40125
00MATGS40160	1 1/4"	6"	1+1	27NGS40160200
00MATGS40200	1 1/4"	8"	1+1	27NGS40160200
00MATGS40250	1 1/4"	10"	1+1	27NGS40250315

follow ...



DIE PAIR FOR INSTABRANCH™ SOCKLET

Material: Metal

Notes: For INSTABRANCH™ side fusion installation (codes NGS, NGSF, NGSFC, NPGS, NPGSCR)

Code	Size (OUTLET)	Size (MAIN PIPE)	Pack	Saddles code Ref.
00MATGS40315	1¼"	12"	1+1	27NGS40250315
00MATGS40355630	1¼"	14"÷24"	1+1	27NGS40355630
00MATGS5090	1½"	3"	1+1	27NGS5090
00MATGS50110	1½"	3½"	1+1	27NGS50110
00MATGS50125	1½"	4"	1+1	27NGS50125
00MATGS50160	1½"	6"	1+1	27NGS50160
00MATGS50200	1½"	8"	1+1	27NGS50200
00MATGS50250	1½"	10"	1+1	27NGS50250
00MATGS50315	1½"	12"	1+1	27NGS50315
00MATGS50355450	1½"	14"÷18"	1+1	27NGS50355450
00MATGS50500630	1½"	20"÷24"	1+1	27NGS50500630
00MATGS63110	2"	3½"	1+1	27NGS63110
00MATGS63125	2"	4"	1+1	27NGS63125
00MATGS63160	2"	6"	1+1	27NGS63160
00MATGS63200	2"	8"	1+1	27NGS63200
00MATGS63250	2"	10"	1+1	27NGS63250
00MATGS63315	2"	12"	1+1	27NGS63315
00MATGS63355450	2"	14"÷18"	1+1	27NGS63355450
00MATGS63500630	2"	20"÷24"	1+1	27NGS63500630
00MATGS75160	2½"	6"	1+1	27NGS75160
00MATGS75200	2½"	8"	1+1	27NGS75200
00MATGS75250	2½"	10"	1+1	27NGS75250
00MATGS75315	2½"	12"	1+1	27NGS75315
00MATGS75355	2½"	14"	1+1	27NGS75355
00MATGS75400	2½"	16"	1+1	27NGS75400
00MATGS75450	2½"	18"	1+1	27NGS75450
00MATGS75500	2½"	20"	1+1	27NGS75500
00MATGS75560	2½"	22"	1+1	27NGS75560
00MATGS75630	2½"	24"	1+1	27NGS75630

follow ...



DIE PAIR FOR INSTABRANCH™ SOCKLET

Material: Metal

Notes: For INSTABRANCH™ side fusion installation (codes NGS, NGSF, NGSFC, NPGS, NPGSCR)

Code	Size (OUTLET)	Size (MAIN PIPE)	Pack	Saddles code Ref.
00MATGS90160	3"	6"	1+1	27NGS90160
00MATGS90200	3"	8"	1+1	27NGS90200
00MATGS90250	3"	10"	1+1	27NGS90250
00MATGS90315	3"	12"	1+1	27NGS90315
00MATGS90355	3"	14"	1+1	27NGS90355
00MATGS90400	3"	16"	1+1	27NGS90400
00MATGS90450	3"	18"	1+1	27NGS90450
00MATGS90500	3"	20"	1+1	27NGS90500
00MATGS90560	3"	22"	1+1	27NGS90560
00MATGS90630	3"	24"	1+1	27NGS90630
00MATGS110125200	3½" - 4"	8"	1+1	27NGS110200 - 27NGS125200
00MATGS110125250	3½" - 4"	10"	1+1	27NGS110250 - 27NGS125250
00MATGS110125315	3½" - 4"	12"	1+1	27NGS110315 - 27NGS125315
00MATGS110125355	3½" - 4"	14"	1+1	27NGS110355 - 27NGS125355
00MATGS110125400	3½" - 4"	16"	1+1	27NGS110400 - 27NGS125400
00MATGS110125450	3½" - 4"	18"	1+1	27NGS110450 - 27NGS125450
00MATGS110125500	3½" - 4"	20"	1+1	27NGS110500 - 27NGS125500
00MATGS110125560	3½" - 4"	22"	1+1	27NGS110560 - 27NGS125560
00MATGS110125630	3½" - 4"	24"	1+1	27NGS110630 - 27NGS125630



PLASTIC TEMPLATE


Material: Metal

Code	Pack	Weight lb/p
OODIMAA	35	0.407



EXTENDED TESTING PLUG

Material: Plastic

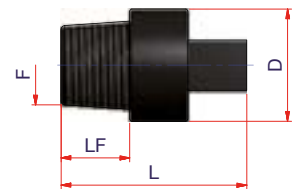


Code	Size	Pack	Weight lb/p	Volume ft ³ /p.	D1	D2	L
OOTUN	1/2" - 3/4"	60	0.066	0.0049	1/2"	3/4"	3.4



MALE THREADED TESTING PLUG

Material: Plastic



Code	Size	Pack	Weight lb/p	Volume ft ³ /p.	F	LF	L	D
OOTF12	1/2"	100	0.035	0.0028	1/2"	0.74	1.89	1.14
OOTF34	3/4"	100	0.035	0.0032	3/4"	0.74	1.89	1.14



PULLING HEAD

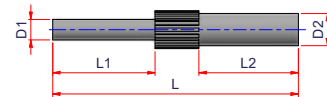
Material: Plastic
Range: 3" ÷ 18"

Code	Size	Pack	Weight lb/p	Volume ft ³ /p.
27NPH090	3"	1	-	-
27NPH110	3½"	1	-	-
27NPH125	4"	1	-	-
27NPH160	6"	1	-	-
27NPH200	8"	1	-	-
27NPH250	10"	1	-	-
27NPH315	12"	1	-	-
27NPH355	14"	1	-	-
27NPH400	18"	1	-	-



REPAIR PLUG

Material: PP-RCT



Code	Pack	Weight lb/p	Volume ft ³ /p.	D1	D2	L1	L2	L
27NCAR711	150	0.014	0.0001	0.28	0.43	1.38	1.38	3.31



PIPE DRILLING MACHINE FOR WET TAPS

The drilling machine for high volume branch saddles has special sealed chambers to easily drill both pipes conveying gas or water under pressure and sewage pipes.

Thanks to interchangeable cutters (code 00FFxxx) and adapters (code 00FAxxx) it is possible to drill main pipelines from 3" to 40" with service lines from 2" to 6".

The basic machine is composed of:

1. Long shaft to drill under pressure and non-pressured lines
- 1a. Short shaft for non-pressured drilling
2. Body with threaded shaft, vent valve and safety lock
3. Pressure gauge with valve for pressure measuring and depressurizing
4. Ring nut for cutter holding
5. Seeger ring

Ratchet wrench, milling cutters and adapter are available separately.



WATCH OUR VIDEO INSTRUCTIONS ON OUR CHANNEL



Code	Description	Nominal Size (Pipelines) IPS	Nominal Size (Service line) IPS	Weight lb./p.	Volume ft ³ /p.
00FP	COMPLETE MACHINE	3" ÷ 40"	2" ÷ 6"	30.800	0.4863
<i>ACCESSORIES (not included)</i>					
00KPS	SAFETY KIT FOR DRILLING MACHINE (7)				
00FPWRENCH	WRENCH 3/4" USAG 237-D				
<i>SPARE PARTS</i>					
00FPSHAFTL	LONG SHAFT TO DRILL UNDER PRESSURE AND NON-PRESSURED LINES (1)				
00FPSHAFTS	SHORT SHAFT TO DRILL UNDER PRESSURE AND NON-PRESSURED LINES (1a)				
00FPGUAGE	PRESSURE GAUGE WITH VALVE FOR PRESSURE MEASURING AND DEPRESSURIZING (3)				
00FPNUT	RING NUT (4)				
00KITORFP	O'RING KIT (2 ea. SEEGER RING & ELASTIC PLUGS, UPPUER O'RING) (5)				
00FPBOX1	TRANSPORT CASE (6)				



ADAPTER FOR DRILLING MACHINE

Code	Nominal Size (Service line) IPS	Pack	Weight lb./p.
00FA63	2"	1	3.960
00FA90	3"	1	7.920
00FA160	6"	1	12.320



DRILLING CUTTER FOR DRILLING MACHINE

Code	Nominal Size (Service line) IPS	Drilling hole ø	Pack
00FF0632	2"	1.65"	1
00FF0903	3"	2.75"	1
00FF1606	6"	4.92"	1



ROUNDING CLAMP FOR PIPE

Code	Nominal Size (Service line) IPS	Pack	Weight lb./p.	Volume ft ³ /p.
00AR630	24"	1	41.360	1.5856



REDUCERS FOR ROUNDING CLAMP

Code	Nominal Size (Service line) IPS	Pack	Weight lb./p.	Volume ft ³ /p.
00ARR250	10"	1+1	6.160	0.1447
00ARR315	12"	1+1	19.800	0.5050
00ARR355	14"	1+1	16.720	0.4873
00ARR400	16"	1+1	14.520	0.5050
00ARR450	18"	1+1	12.320	0.5050
00ARR500	20"	1+1	19.800	0.7698
00ARR560	22"	1+1	21.560	0.7945

3.2 WELDING UNITS



MANUAL SOCKET WELDER WITH CASE

Material: Use for HDPE, PP, PP-R, PB, PVDF

Range: ½" ÷ 2"

The machine includes: Socket welder - Fork support - Allen wrench - Pin for sockets & spigots - Die pairs (bushings) included

Notes: Working temperature 500°F (± 32°F)

Outside temperature range: 23° ÷ 104°F

Dimensions machine body: 4.5"x 1.9"x 12.5"

Code	Size	Pack	Weight lb/p	Power supply	Bushing included Sizes
00NSBEP/110	½" ÷ 1"	1	3.170	110V- 800W	½"- ¾"- 1"
00NSBEP63/110	½" ÷ 2"	1	17.600	110V- 800W	½"- ¾"- 1"- 1¼"- 1½"- 2"

MANUAL SOCKET WELDER WITH SUPPORT

Material: Use for HDPE, PP, PP-R, PB, PVDF

Range: ½" ÷ 2"

The machine includes: Socket welder - Fork support - Bench vice - Allen wrench - Pin for sockets & spigots - Die pairs (bushings) NOT included

Notes: Working temperature 500°F (± 32°F)

Outside temperature range: 23° ÷ 104°F

Dimensions machine body: 6"x 1.9"x 14.2"



Code	Size	Pack	Weight lb/p	Power supply
00NPCCE/110	½" ÷ 2"	1	4.010	110V/800 W

MANUAL SOCKET WELDER WITH SUPPORT



Material: Metal

Range: ½" ÷ 4"

The machine includes: Socket welder - Fork support - Bench vice - Allen wrench - Pin for sockets & spigots - Die pairs (bushings) NOT included

Notes: Working temperature 500°F (± 32°F)

Outside temperature range: 23° ÷ 104°F

Dimensions machine body: 6.8"x 1.9"x 15.5"

Code	Size	Pack	Weight lb/p	Power supply
00NPCCE125/110	½" ÷ 4"	1	8.820	110V/1400 W

MALE/FEMALE DIE PAIR FOR WELDER



Material: Metal

Range: ½" ÷ 5"

Code	Size	Pack	Weight lb/p
00MATRICE20	½"	1+1	0.242
00MATRICE25	¾"	1+1	0.330
00MATRICE32	1"	1+1	0.506
00MATRICE40	1¼"	1+1	0.726
00MATRICE50	1½"	1+1	1.056
00MATRICE63	2"	1+1	1.386
00MATRICE75A	2½"	1+1	2.020
00MATRICE90A	3"	1+1	3.080
00MATRICE110A	3½"	1+1	5.140
00MATRICE125A	4"	1+1	4.880



MANUAL WELDING MACHINE FOR SOCKET FUSION

Material: Use for HDPE, PP, PP-R, PB, PVDF

Range: 2" ÷ 5"

The machine includes: Welding machine body with clamps 2"÷5"- Heater 1400W (R 125 Q TFE) - Carrying box
- Die pairs bushings included

Notes: Working temperature 500°F (± 50°F)

Outside temperature range: 12° ÷ 104°F

Dimensions machine body: 24"x26"x 24"

Code	Size	Pack	Weight lb/p	Power supply
00STL125L/110	2" ÷ 4"	1	59	110V/1400 W

CLAMPS FOR WELDING MACHINE *mod. 00STL125L/110*

Material: Use for HDPE, PP, PP-R, PB, PVDF

Range: 1/2" ÷ 2"

Notes: Optional clamps for 00STL125L/110

Code	Size	Pack	Weight lb/p
00STL125LKIT1202	1/2" ÷ 2"	1	-



MANUAL WELDING MACHINE FOR SOCKET FUSION

Material: Use for HDPE, PP, PP-R, PB, PVDF

Range: 3/4" ÷ 5"

The machine includes: Welding machine body with an electronic socket welder - Steel case complete with sockets and spigots from 3/4 to 5" and tool kit - Pipe support tripod - Sliding trolley - Die pairs bushings included

Notes: Working temperature 356°F ÷ 536°F

Outside temperature range: 23° ÷ 104°F

Dimensions of machine working: 42"x 33"x 22"

Transport wooden case: 59"x 31"x 51"

Code	Size	Pack	Weight lb/p	Power supply
00STL125/110	3/4" ÷ 4"	1	220.000	110V/1400 W



SOCKET WELDING MACHINE *BODY & CASE*

Material: Use for HDPE, PP, PP-R, PB, PVDF

Range: 2" ÷ 5"

The machine includes: Welding machine body with clamps and frame and transport case

Dimensions transport case: 21.26"x12.2"x 19.1"

Code	Size	Pack	Weight machine body (lb/p)	Power supply
00STL125JIGBASIC/110	2" ÷ 4"	1	21	110V/1400 W



SOCKET WELDING MACHINE *COMPLETE*

Material: Use for HDPE, PP, PP-R, PB, PVDF

Range: 2" ÷ 5"

The machine includes: Welding machine body with clamps and frame - Transport case - Hand socket welding machine - Socket welder fork support - Bench vice - Allen wrench - Pin for sockets & spigots - Die pairs bushings

Notes: Working temperature 500°F (±50°F)

Outside temperature range: 23° ÷ 104°F

Dimensions of machine body and frame: 15.5"x 13.2"x 15"

Dimensions socket welder: 6.8"x 1.9"x 15.5"

Dimensions transport case: 21.2"x12.2"x 19.1"

Dimensions transport case socket welder: 19.2"x13.5"x 6.6"

Code	Size	Pack	Weight machine body (lb/p)	Weight frame (lb/p)	Weight socket welder (lb/p)	Power supply
00STL125JIG/110	2" ÷ 4"	1	21.05	5.5	6.8	110V/1400 W

REDUCTION JAWS

Material: Use for HDPE, PP, PP-R, PB, PVDF

Range: ½" ÷ 2"

Notes: Reduction jaws for 00STL125JIG/110 - 00STL125JIGBASIC/110

Code	Size	Pack
00STL125JIGRID1202	½" ÷ 2"	1

WELDING SYSTEM FOR SADDLE JOINTS

The special fixing system for welding saddle joints 00STL125UP has been conceived and designed to make manifolds on site, guaranteeing the perpendicularity between drilling and welding. The working range of the main pipe goes from $\varnothing 2''$ to 24" and on this it is possible to weld branches from $\varnothing 1/2''$ to 5". The drilling system guarantees a hole centered at 90° for perfect alignment of the fitting on the entire circumference of the pipe.

TECHNICAL CHARACTERISTICS:

Overall dimensions with drill 20"x15"x11"

Weight of transport case: 15 lb

Weight of standard equipment and case: 49 lb

Weight of machine body with fixing system and handwheel: 17 lb

BASIC EQUIPMENT SUPPLIED WITH THE WELDING UNIT:

- Fixing column with handwheel
- System of marking of the tube from $\varnothing 2'' \div 24''$
- Pipe fixing chain
- Spindle to fix the fitting
- Adapter for electric screwdriver drill
- Universal feeder
- Transport suitcase

ADDITIONAL EQUIPMENT AND SPARES:

- Polywelder model 00NPCCE125/110 with transport case (available separately)
- Electric screwdriver (not included)
- Adapter for screwdriver drill (spare part available 00R84854650)
- Driver a for hole cutters (spare part available 00R94650100)



Code	Nominal Size (Service line) IPS	Size branch pipe (\varnothing)	Weight lb/p	Volume
00STL125UP	2"÷24"	1/2"÷5"	50	0,003
RICAMBI / SPARE PARTS				
00R94650100		DRIVER FOR CUP CUTTERS		
00R84854650		DRILL ADAPTER		

**PELICAN CASE
LIGHT VERSION**



MULTIFUNCTION WELDING UNIT INCORPORATED IN PELICAN CASE WITH BARCODE SCANNER - *LIGHT VERSION*

Incorporated in the most innovative waterproof case (PELI). The case is watertight, waterproof, sand-proof, dust proof and able to withstand harsh environments and shocks. It is certified to withstand temperature rating from -28 to + 194 °F and is in fact the ideal mean of transportation for sensitive devices.

TECHNICAL CHARACTERISTICS:

*Conforms with CE requirements. Conforms with UNI 10566 – MULTIFUNCTION type
Barcode reader conforming with ISO 13950 and manual setting of time and voltage
Illuminated display with 4 lines, 20 characters each
Memory for 10.000 welding cycles
8 Memories with 500 parameters each for pressure tests
Fitting working range up to 40 Amp. maximum peak
Ambient temperature sensor
Power supply: 115V E 50Hz/60Hz
Maximum power: 1500 VA
Minimum power supply: 3 Kw
Output voltage: from 5 to 42 V
Power cable: L= 13.1 ft
Welding cable: L= 13.1 ft
Connectors - ø4 mm (art. 00S8305) with adaptors for ø4.7 mm (00S8203)
Dimensions: 20"x 16"x H 8"
Weight: 35 lb
Degree of protection: IP 54
Working temperature: from 0° to + 131°F*

BASIC EQUIPMENT SUPPLIED WITH THE WELDING UNIT:

- User's handbook on hardware support and quick guide on paper
- USB key (4GB) for data download (welding report and pressure test)
- Integrated shipping box
- Barcode scanner
- Adapters with ø4,7 mm pins

ADDITIONAL EQUIPMENT AND SPARES:

- 00SENS: Pressure test unit

Code	Voltage	Nominal Size (Service line) IPS	Pack	Weight lb./p.	Volume ft ³ /p.
00E9001LP/110	110V	COUPLERS ½" ÷ 6" SADDLES ALL SIZES	1	35.00	1.4814

PELICAN CASE



MULTIFUNCTION WELDING UNIT INCORPORATED IN PELICAN CASE WITH BARCODE SCANNER

Incorporated in the most innovative waterproof case (PELI). The case is watertight, waterproof, sand-proof, dust proof and able to withstand harsh environments and shocks. It is certified to withstand temperature rating from -28 to + 194 °F and is in fact the ideal mean of transportation for sensitive devices.

TECHNICAL CHARACTERISTICS:

Conforms with CE requirements. Conforms with UNI 10566 – MULTIFUNCTION type

Barcode reader conforming with ISO 13950 and manual setting of time and voltage

Illuminated display with 4 lines, 20 characters each

Memory for 10.000 welding cycles

8 Memories with 500 parameters each for pressure tests

Fitting working range up to 70 Amp. maximum peak

Ambient temperature sensor

Power supply: 230V - 115V 50Hz/60Hz

Maximum power: 2000 VA

Minimum power supply: 4 Kw

Output voltage: from 5 to 42 V

Power cable: L= 13.1 ft

Welding cable: L= 13.1 ft

Connectors - ø4 mm (art. 00S8305) with adaptors for ø4.7 mm (00S8203)

Dimensions: 23.78"x 18.33"x 12.08"

Weight: 44 lb

Degree of protection: IP 54

Working temperature: from 0° to + 131°F

BASIC EQUIPMENT SUPPLIED WITH THE WELDING UNIT:

- User's handbook on hardware support and quick guide on paper
- USB key (4GB) for data download (welding report and pressure test)
- Integrated shipping box
- Barcode scanner
- Adapters with ø4,7 mm pins

ADDITIONAL EQUIPMENT AND SPARES:

- 00SENS: Pressure test unit

Code	Voltage	Nominal Size (Service line) IPS	Pack	Weight lb./p.	Volume ft ³ /p.
00E9001P/110	110V	COUPLERS ½" ÷ 16" SADDLES ALL SIZES	1	44.000	3.0471
00E9001P/230	230V	COUPLERS ½" ÷ 16" SADDLES ALL SIZE	1	44.000	3.0471

**PELICAN CASE
LIGHT VERSION**



Nupi Welding Cloud



BASIC EQUIPMENT SUPPLIED WITH THE WELDING UNIT:

- User's handbook on hardware support and quick guide on paper
- USB key (4GB) for data download (welding report and pressure test)
- Integrated shipping box
- Barcode scanner
- Adapters with ø4,7 mm pins

ADDITIONAL EQUIPMENT AND SPARES:

- 00SENS: Pressure test unit
- 00BCSCAN: Barcode scanner

**MULTIFUNCTION - SMART - WELDING UNIT
INCORPORATED IN PELICAN CASE
- LIGHT VERSION**

A new evolved welding unit as the SMARTWELD associated with the APP 'Nupi Welding Cloud' allows a 360° management of all information related to the construction site, the weld itself, the traceability of the products installed, the mapping using GPS tracking as well all testing activities later.

Incorporated in the most innovative waterproof case (PELI). The case is watertight, waterproof, sand-proof, dust proof and able to withstand harsh environments and shocks. It is certified to withstand temperature rating from -28 to + 194 °F and is in fact the ideal mean of transportation for sensitive devices.

TECHNICAL CHARACTERISTICS:

*Conforms with CE requirements. Conforms with UNI 10566 – MULTIFUNCTION type
Barcode reader conforming with ISO 13950 and manual setting of time and voltage
Illuminated display with 4 lines, 20 characters each
Memory for 10.000 welding cycles
8 Memories with 500 parameters each for pressure tests
Fitting working range up to 40 Amp. maximum peak
Ambient temperature sensor
Power supply: 115V - 50Hz/60Hz
Maximum power: 1500 VA
Minimum power supply: 3 Kw
Output voltage: from 5 to 42 V
Power cable: L= 13.1 ft
Welding cable: L= 13.1 ft
Connectors - ø4 mm (art. 00S8305) with adaptors for ø4.7 mm (00S8203)
Dimensions: 20"x 16"x H 8"
Weight: 35 lb
Degree of protection: IP 54
Working temperature: from 0° to + 131°F*

Code	Voltage	Nominal Size (Service line) IPS	Pack	Weight lb./p.	Volume ft³/p.
00SMARTWELD/110	110V	COUPLERS ½" ÷ 6" SADDLES ALL SIZES	1	35.00	1.4814

PELICAN CASE



Nupi Welding Cloud



BASIC EQUIPMENT SUPPLIED WITH THE WELDING UNIT:

- User's handbook on hardware support and quick guide on paper
- USB key (4GB) for data download (welding report and pressure test)
- Barcode scanner
- Integrated shipping box
- Adapters with ø4,7 mm pins

ADDITIONAL EQUIPMENT AND SPARES:

- 00SENS: Pressure test unit
- 00BCSCAN: Barcode scanner

MULTIFUNCTION - SMART - WELDING UNIT INCORPORATED IN PELICAN CASE

A new evolved welding unit as the SMARTWELD associated with the APP 'Nupi Welding Cloud' allows a 360° management of all information related to the construction site, the weld itself, the traceability of the products installed, the mapping using GPS tracking as well all testing activities later.

Incorporated in the most innovative waterproof case (PEL). The case is watertight, waterproof, sand-proof, dust proof and able to withstand harsh environments and shocks. It is certified to withstand temperature rating from -28 to + 194 °F and is in fact the ideal mean of transportation for sensitive devices.

TECHNICAL CHARACTERISTICS:

*Conforms with CE requirements. Conforms with UNI 10566 – MULTIFUNCTION type
Barcode reader conforming with ISO 13950 and manual setting of time and voltage
Illuminated display with 4 lines, 20 characters each
Memory for 10.000 welding cycles
8 Memories with 500 parameters each for pressure tests
Fitting working range up to 70 Amp. maximum peak
Ambient temperature sensor
Power supply: 230V -115V - 50Hz/60Hz
Maximum power: 2000 VA
Minimum power supply: 4 Kw
Output voltage: from 5 to 42 V
Power cable: L= 13.1 ft
Welding cable: L= 13.1 ft
Connectors - ø4 mm (art. 00S8305) with adaptors for ø4.7 mm (00S8203)
Dimensions: 23.78"x 18.33"x 12.08"
Weight: 44 lb
Degree of protection: IP 54
Working temperature: from 0° to + 131°F*

Code	Voltage	Nominal Size (Service line) IPS	Pack	Weight lb./p.	Volume ft³/p.
00SMARTWELD/110	110V	COUPLERS ½" ÷ 16" SADDLES ALL SIZE	1	44.00	3.0471
00SMARTWELD/230	230V	COUPLERS ½" ÷ 16" SADDLES ALL SIZE	1	44.00	3.0471

**SUPER
LIGHT VERSION**



AUTOMATIC MULTIFUNCTION WELDING UNIT WITH BARCODE SCANNER SUPER LIGHT VERSION

TECHNICAL CHARACTERISTICS:

*Conforms with CE requirements. Conforms with UNI 10566 – MULTIFUNCTION type
Barcode reader conforming with ISO 13950 and manual setting of time and voltage
Illuminated display with 4 lines, 20 characters each
Fitting working range up to 20 Amp. maximum peak
Ambient temperature sensor
Power supply: 115V - 50Hz/60Hz
Maximum power: 500 VA
Minimum power: 1,5 Kw
Output voltage: from 5 to 42 V
Power cable: L= 13.1 ft
Welding cable: L= 13.1 ft
Connectors - ø4 mm (art. 00S8305) with adaptors for ø4.7 mm (00S8203)
Dimensions: 8,2"x 4,5"x H 7"
Weight: 16 lb
Degree of protection: IP 54
Working temperature: from 0°F to + 131°F*

BASIC EQUIPMENT SUPPLIED WITH THE WELDING UNIT:

- User's handbook on paper
- Barcode scanner
- Adapters with ø4,7 mm pins

ADDITIONAL EQUIPMENT AND SPARES:

- 00BCSCAN: Barcode scanner

Code	Voltage	Nominal Size (Service line) IPS	Pack	Weight lb./p.	Volume ft³/p.
00E9001SL/110	110V	COUPLERS ½" ÷ 2" SADDLES WITH OUTLET ½" ÷ 2"	1	16.00	0.1412

LIGHT VERSION



AUTOMATIC MULTIFUNCTION WELDING UNIT WITH BARCODE SCANNER - LIGHT VERSION

TECHNICAL CHARACTERISTICS:

Conforms with CE requirements. Conforms with UNI 10566 – MULTIFUNCTION type
 Barcode reader conforming with ISO 13950 and manual setting of time and voltage
 Illuminated display with 4 lines, 20 characters each
 Memory for 10.000 welding cycles
 8 Memories with 500 parameters each for pressure tests
 Fitting working range up to 40 Amp. maximum peak
 Ambient temperature sensor
 Power supply: 115V - 50Hz/60Hz
 Maximum power: 1000 VA
 Output voltage: from 5 to 42 V
 Power cable: L= 13.1 ft
 Welding cable: L= 13.1 ft
 Connectors - ø4 mm (art. 00S8305) with adaptors for ø4.7 mm (00S8203)
 Dimensions: 11" x 12" x H 6"
 Weight: 29 lb
 Degree of protection: IP 54
 Working temperature: from 0°F to + 131°F

BASIC EQUIPMENT SUPPLIED WITH THE WELDING UNIT:

- User's handbook on hardware support and quick guide on paper
- USB key (4GB) for data download (welding report and pressure test)
- Shipping box
- Barcode scanner
- Adapters with ø4,7 mm pins

ADDITIONAL EQUIPMENT AND SPARES:

- 00SENS: Pressure test unit

Code	Voltage	Nominal Size (Service line) IPS	Pack	Weight lb./p.	Volume ft³/p.
00E9001L/110	110V	COUPLERS ½" ÷ 6" SADDLES ALL SIZE	1	29.00	0.4583

AUTOMATIC MULTIFUNCTION WELDING UNIT WITH BARCODE SCANNER



BASIC EQUIPMENT SUPPLIED WITH THE WELDING UNIT

- User's handbook on hardware support and quick guide on paper
- USB key (4GB) for data download (welding report and pressure test)
- Shipping box
- Scanner for barcode input
- Adapters with $\varnothing 4,7$ mm pins

ADDITIONAL EQUIPMENT

- 00GPS: Global Positioning System
- 00SENS: Pressure test unit

TECHNICAL CHARACTERISTICS:

Conforms with CE requirements
Conforms with UNI 10566 – MULTIFUNCTION type
Barcode reader conforming with ISO 13950 and manual setting of time and voltage.
Illuminated display with 4 lines, 20 characters each
Memory for 10.000 welding cycles
8 Memories with 500 parameters each for pressure tests
Fitting working range up to 100 Amp. maximum peak
Ambient temperature sensor
Power supply: 230V -115V - 50Hz/60Hz
Maximum power: 2500 VA
Output voltage: from 5 to 42 V
Power cable: L= 13.1 ft
Welding cable: L= 13.1 ft
Connectors - $\varnothing 4$ mm (art. 00S8305) with adaptors for $\varnothing 4.7$ mm (00S8203)
Dimensions: 13"x 18"x 8"H
Weight: 55.44 lb
Degree of protection: IP 54
Working temperature: from 0°F to + 131°F

Code	Voltage	Nominal Size (Service line) IPS	Pack	Weight lb./p.	Volume ft ³ /p.
00E9001/110	110V	$\frac{1}{2}$ " ÷ 24"	1	55.44	0.1872
00E9001/230	230V	$\frac{1}{2}$ " ÷ 24"	1	55.44	0.1872

3.3 WELDING UNITS - ADDITIONAL EQUIPMENT

(A)



PAIR OF PINS

(B)



(C)



Code	TYPE	Nominal Size	Pack	Notes
0058305	A	4 mm Female	1+1	Connectors
0058203	B	4.0 mm M x 4.7 mm F	1+1	Adapters
0058306		4 mm Female	1+1	Connectors for Super Light Welding Unit
0058202	B	4.7 mm M x 4.0 mm F	1+1	Adapters
00CONN44L	C	4 mm Female Long	1+1	Adapters for preinsulated fittings

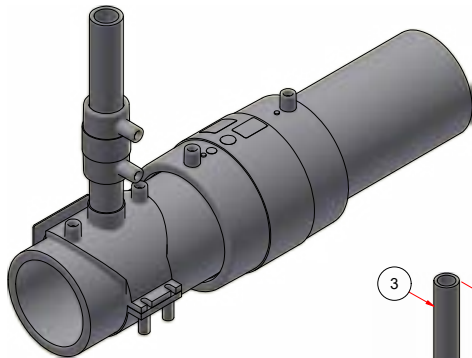
BARCODE SCANNER

Barcode reading system



Code	Pack
00BCSCAN	1

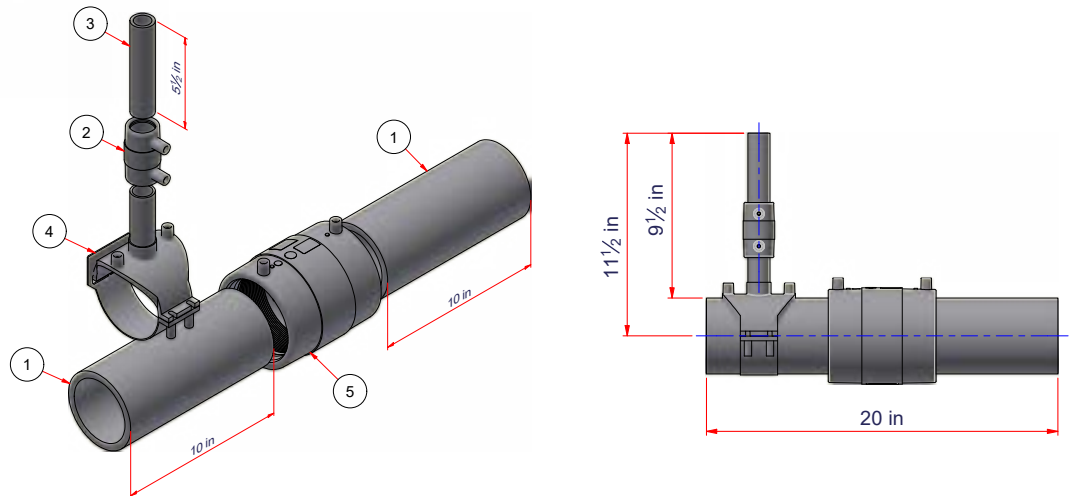
4. TRAINING SECTION



TRAINING KIT 01


12" Service piping with E/F coupler to 1/2" Electrolet fusion outlet

Material: PP-RCT



Code	Nominal Size IPS	Weight lb./p.	Pack
27HOTP-01	12" to 1/2"	-	6 items

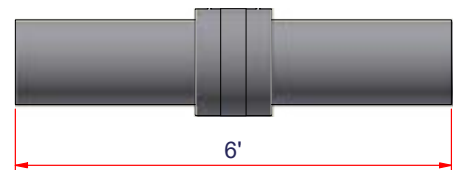
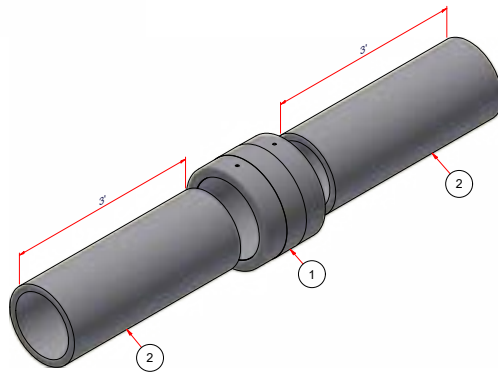
REF.	ITEM CODE	DESCRIPTION	PCS. NR.
5	27NME11073	3 1/2" Electrofusion coupling	1
4	27NCOL11032	3 1/2"x1 Electrolet	1
3	27TNIRCL3273	1" Niron Clima Pipe DR 7.4 (0,45' length)	1
2	27NME3273	1" Electrofusion coupling	1
1	27TNIRCL11011	1" Niron Clima Pipe DR 11 (0.83' length each)	2



TRAINING KIT 02

14" Service piping with E/F coupler

Material: PP-RCT



Code	Nominal Size IPS	Weight lb./p.	Pack
27HOTP-02	14"	-	3 items

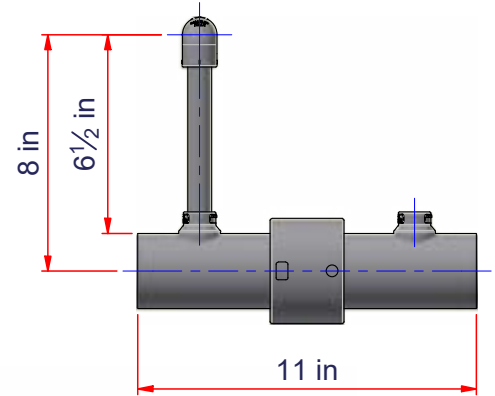
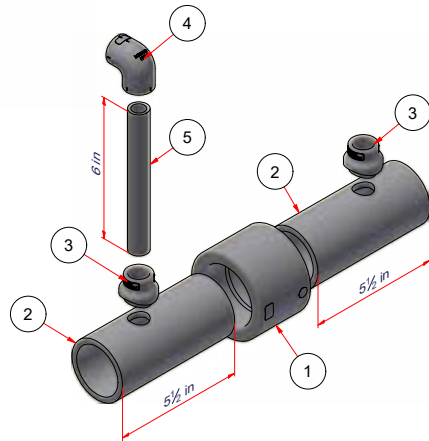
REF.	ITEM CODE	DESCRIPTION	PCS. NR.
2	27TNIRCL35511	14" Niron Clima Pipe DR 11 (3' length each)	2
1	27NME35511	14" Electrofusion coupling	1



TRAINING KIT 03


2" Service piping with Hand & Overhead Socket Fusion
+ Hand Instabranche Fusion ½"

Material: PP-RCT



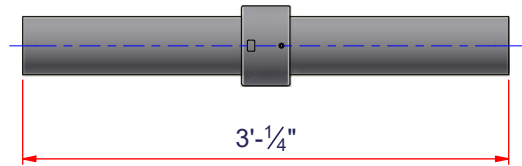
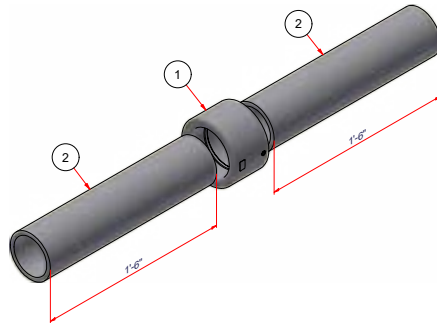
Code	Nominal Size IPS	Weight lb./p.	Pack
27HOTP-03	2" to ½"	-	7 items

REF.	ITEM CODE	DESCRIPTION	PCS. NR.
5	27TNIRCL2073	½" Niron Clima Pipe DR 7.4 (3' lenght each)	1
4	27NG20	½" Socket fusion elbow	1
3	27NGS206375	½"x 2" Instabranche	2
2	27TNIRCL6311	2" Niron Clima Pipe DR 11 (4.58' lenght each)	2
1	27NMAN63	2" Socket fusion coupling	1



TRAINING KIT 04

3 1/2" Service piping with E/F coupler
Material: PP-RCT



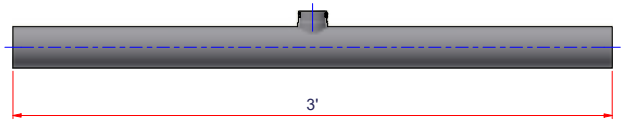
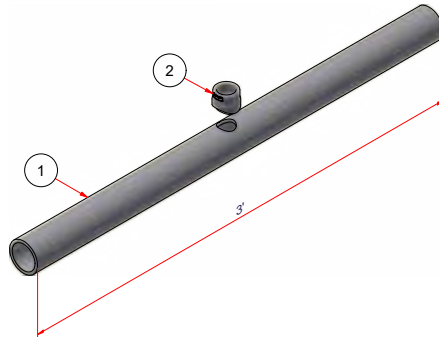
Code	Nominal Size IPS	Weight lb./p.	Pack
27HOTP-04	3 1/2"	-	3 items

REF.	ITEM CODE	DESCRIPTION	PCS. NR.
2	27TNIRCL11011	3 1/2" Niron Clima Pipe DR 11 (1.5' lenght each)	2
1	27NMAN110	3 1/2" Electrofusion coupling	1



TRAINING KIT 05

2" Service piping with instabranche fusion
Material: PP-RCT



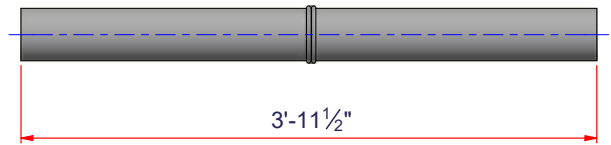
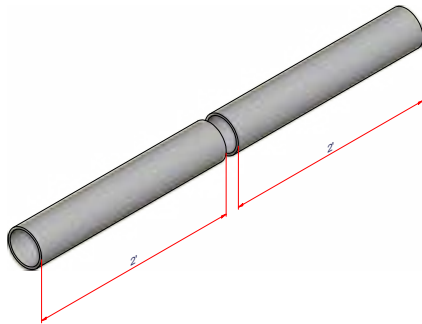
Code	Nominal Size IPS	Weight lb./p.	Pack
27HOTP-05	2"	-	3 items

REF.	ITEM CODE	DESCRIPTION	PCS. NR.
2	27NGS326375	2"x1" Niron Instabranche	1
1	27TNIRCL6311	2" Niron Clima Pipe DR 11 (3' lenght each)	2



TRAINING KIT 06

3½" Service piping for machine specific butt fusion
Material: PP-RCT



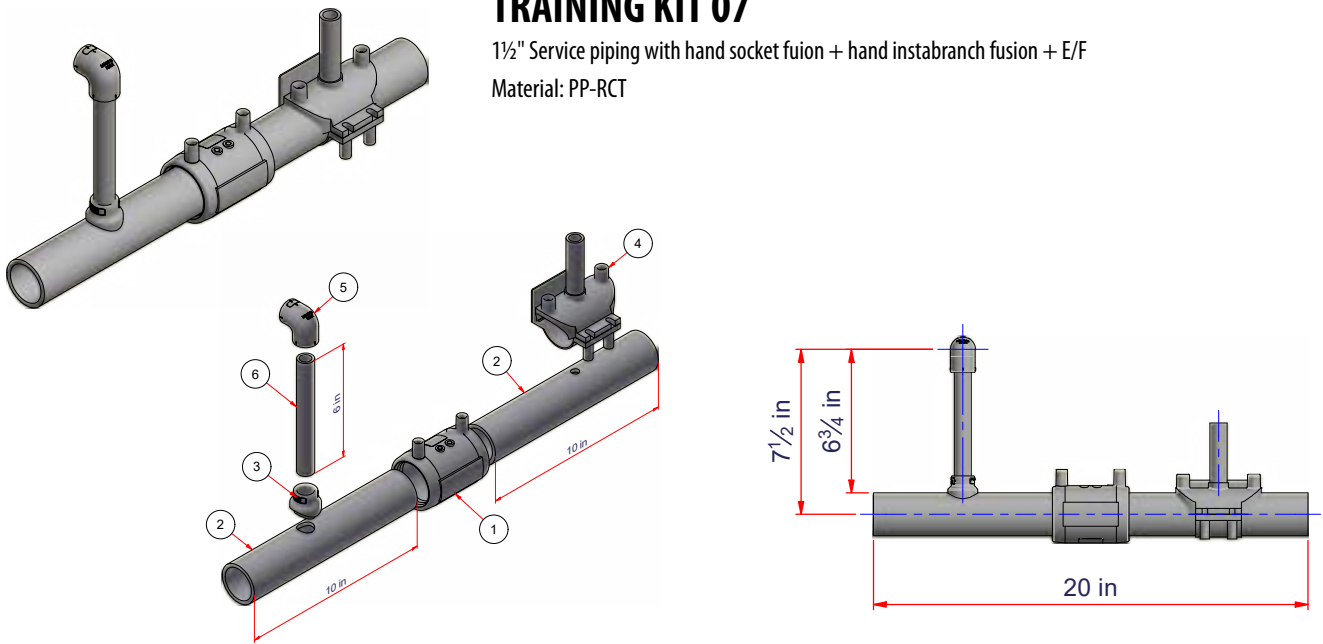
Code	Nominal Size IPS	Weight lb./p.	Pack
27HOTP-06	3½"	-	2 items

REF.	ITEM CODE	DESCRIPTION	PCS. NR.
1	27TNIRCL11017	3½" Niron Clima Pipe DR 17 (2' length each)	2

TRAINING KIT 07

1½" Service piping with hand socket fusion + hand instabranh fusion + E/F

Material: PP-RCT



Code	Nominal Size IPS	Weight lb./p.	Pack
27HOTP-07	1½" to ½"	-	7 items

REF.	ITEM CODE	DESCRIPTION	PCS. NR.
6	27TNIRCL2073	½" Niron Clima Pipe DR 7.4	1
5	27NG20	½" Socket Fusion Elbow	1
4	27NCOL5020	1½" x ½" Electrolet	1
3	27NGS2050	½" x 1½" Instabranh	1
2	27TNIRCL5011	1½" Niron Clima Pipe DR 11	2
1	27NME5073	1½" E/F Coupling	1



Notes



FREIGHT CONDITIONS: All NIRON orders shipped domestically are shipped F.O.B. North American Distribution Location. All NIRON Italy orders shipped from Italy are shipped F.O.B. Busto Arsizio (VA) Italy. Once the material leaves our dock it becomes the property and responsibility of the consignee. If freight is lost, or damaged, all freight claims must be filed by the consignee. When shipping to a job site, freight will be third party billed. CUSTOMERS WILL HAVE ONE WEEK FROM THE DATE OF RECEIPT OF AN ORDER TO REPORT LOST, MISSING OR DAMAGED MATERIALS FROM THE SHIPMENT.

FULL FREIGHT ALLOWANCE: To meet the full freight allowance, NIRON orders must be for immediate complete shipment to one location within the contiguous United States or Canada. Each shipment for a project will be subject to the schedule below based on the amount of the follow-up order (i.e. the amount is not cumulative if follow-up orders are placed for the same project). Shipments to Alaska, Puerto Rico, Hawaii or for export are not freight allowed, except for the mainland portion of the freight. For shipments to Alaska, Hawaii, Puerto Rico or for export, the freight allowances shown below, for qualified items, are for shipment to East Coast, Gulf Coast or West Coast Ports only.

For orders totaling between \$0 and \$30,000 involving fittings-only and/or small equipment, the freight cost will be the actual amount billed. Orders greater than \$30,000 net, involving fittings-only and/or small equipment, will be freight allowed.

For orders totaling between \$0 and \$60,000 involving pipe, the freight cost will be the actual amount billed. Orders greater than \$60,000 net, involving pipe, will be freight allowed.

Projects involving prefabricated subassemblies, or AllPro Preinsulated Piping Products of any kind are not freight allowed. All Shipments involving fabricated subassemblies and AllPro products will have the full freight costs billed to the customer (except where the customer has arranged for their own shipping).

Air freight shipments or expedited shipments are not freight allowed. Air freight shipments and expedited forms of delivery will be negotiated and agreed to in each circumstance. Customers may alternatively arrange for their own transportation, or may arrange for the freight to be billed to a third party account by specifying this on the purchase order. Next day air orders must be received by 11:00 a.m. EST for next day service.

For pipe shipments involving less than standard full package (bag) quantities of any given size, a 10% surcharge shall apply, plus the cost for providing protective packaging and the full transportation cost. For any pipe shipments involving full bag quantities, but less than a full lift quantity, no surcharge shall apply, however Nupi will charge for any and all protective packaging that is required in order to maintain the integrity of the pipe during shipping and allow for shipment by standard over-the-road shipping carriers. For pipe orders that are less than full freight allowed, the full freight cost shall be charged.

The minimum accepted net order amount shall be \$100 in all circumstances. For orders placed that are less than \$100, the net value of the order shall be increased by an amount so that the total order will be billed at \$100 plus the applicable amount for shipping percentage based on \$100 net order value. The customer will have 24 hours after notice of order confirmation to increase the amount or type of parts being ordered to be greater than or equal to \$100 to avoid the paying the surcharge.

PAYMENT TERMS: All invoices are due net 30 days from the date of the invoice, with all Past Due accounts subject to a service charge of 1.5% per month.

RETURN POLICY: All orders are non-cancellable. Pipe is non-returnable. Requests for return of fittings are subject to review and approval by the Nupi Sales Manager. If the return is approved, fittings may be returned up to a maximum 10% of the value of fittings sold on an order, subject to a 35% restocking charge if the fittings are returned in fully resalable condition. Freight cost for the return is not included and must be paid by the company requesting the return. The net value, if the return is approved, will be issued in the form of a credit against future orders. Products that are ordered and have been packaged and awaiting shipment and the order for such materials are subsequently cancelled prior to shipping will be treated as a request for return and subject to the same rules and conditions stated above.

ORDER ACCEPTANCE: No price list, literature, catalogue, website or other material describing our products is to be construed as an offer to sell same. Orders are subject to acceptance by us at our offices in Houston, TX. Your order, when shipped by us, shall be the complete contract between us, subject to, and incorporating therein, the terms and conditions, herein set forth, and any provisions or terms contained in the order submitted to us that are not consistent with our terms and conditions shall not be valid. Prices and discounts contained in any of our price lists or posted on our website are subject to change without notice.

LIMITED WARRANTY (FOR NON-INDUSTRIAL AND NON-CHEMICAL INSTALLATIONS): Nupi Americas warrants that products sold by it which are included in its NIRON Piping System shall be of good materials and workmanship and free from functional defects for a period of thirty (30) years from the date of sale, excepting valves, gaskets and o-rings; products other than pipes and fittings shall be of good materials and workmanship and free from functional defects for a period of one (1) year from the date of sale; provided that such products are properly installed in accordance with the specifications and published instructions of Nupi Americas by qualified installers who have been trained and certified by Nupi Americas or its authorized representatives. In non-recirculating potable hot water systems where Niron Clima PP-RCT pipe is installed with an SDR that is thinner than SDR 7.4, the base warranty for the entire system (including the recirculating hot water portions) will be reduced to five (5) years instead of thirty (30) years. In potable hot water systems where an Niron Clima PP-RCT pipe is installed with an SDR that is thinner than SDR 7.4 in any recirculating portions

of the system, the warranty will be null and void. In potable hot water systems where the process conditions of the hot water are outside of a normal range (temperatures greater than 140°F and/or free chlorine at levels greater than 2.0 ppm), the warranty will be null and void. In industrial piping systems or systems involving the transportation of chemicals of any kind in Niron Clima PP-RCT, CoolPro, Nero or AllPro piping systems, the warranty specifically excludes damage due to the effects of the chemicals acting upon the materials.

These respective warranties shall become immediately null and void if the products to which they apply due to any of the following: (i) are employed in applications not recommended by Nupi Americas; (ii) are installed by anyone other than an installer trained and certified by Nupi Americas or its authorized representatives; (iii) were installed in a manner which fails to comply with written installation instructions of Nupi Americas; (iv) were installed in a manner that does not comply with common installation or use practices and existing building and plumbing codes and legal requirements; (v) was not at all times used in a manner consistent with its intended use; (vi) was not at all times used in installations and environments acceptable to its material and design specifications; (vii) was modified, altered or repaired by anyone other than the Seller; (viii) was not properly subjected to and passed common testing methods (including pressure testing recommendations of Nupi Americas and the authority having local jurisdiction) immediately after the product's installation and before the product is put into service; (ix) Where installed in direct exposure to UV if the installed NIRON piping system is other than Cool-Pro or Nero. In the event of a system malfunction or leak caused by defective Nupi Americas' warranted materials (and not by incorrect installation, incorrect handling procedures or by jobsite or installation damage), a reasonable amount will be allowed for repair materials and repair labor as long as the amount is pre-approved by Nupi Americas. In order to qualify for a warranty remedy described in the previous sentence, you must contact Nupi Americas in advance and receive a written authorization for this remedy from an authorized Nupi Americas' representative. Repair materials, repair labor and freight expenses not authorized in writing in advance by Nupi Americas in this way will not be compensated. In the event of a leak occurring in a factory manifold, you may contact Nupi Americas for either a free replacement manifold or any parts that are reasonably needed to repair such a leak (freight prepaid). Note that Nupi Americas limits its warranty to its piping, valves and accessories, fittings, manifolds and field connections that are properly made in accordance with the written instructions of Nupi Americas by an installer who is trained and certified by Nupi Americas or its authorized representatives, subject to the other limitations described above. The copper portion of copper transition parts are not included in these warranties and are instead subject to a separate limited lifetime warranty from the original manufacturer that is available upon request.

Evidence of tampering, mishandling, misuse or abuse, neglect, accidental damage, freeze damage or unauthorized repairs that cause damage to Nupi Americas' warranted products will void any warranty coverage for those particular products.

Nupi Americas provides a complete plumbing system offering so that it is possible to complete an installation with Nupi Americas' products. However, it is possible that other manufacturers' piping and/or fittings may be installed in any given installation. Providing that the piping and/or fittings are manufactured to the same ASTM and CSA standards governing Niron's products, and have been certified by a recognized third-party testing agency, the NIRON product in the given installation will continue to be covered under this warranty. In the event of a system malfunction or leak that has other piping and/or fitting manufacturers' components installed within the failed system, Nupi Americas will be responsible only for proven defects in material or workmanship in the Nupi Americas products. Products manufactured by another company should be reported to that manufacturer for its warranty response.

These limited warranties are in lieu of all other warranties, express or implied, including, without limitation, those concerning merchantability or fitness for a particular purpose. These limited warranties are also in lieu of any other possible liabilities of Nupi Americas, whether alleged to have arisen by agreement or by operation of law, respecting the sale, installation, use or function of Nupi Americas' products, including, without limitation, claims of negligence, gross negligence, strict liability or any other tort.

LIMITATION OF LIABILITY: If a claim arises as the result of a product defect, Nupi Americas shall cover losses caused to third parties for property damages and bodily injury or incidental damages in those situations where Nupi America's Liability Insurance Policy provides coverage for such losses, up to the coverage amounts provided in such policy and subject to all of the terms, conditions and exclusions of such policy (Policy ITCANY05134 Issued by Chubb European Group SE).

No person is authorized by Nupi Americas to accept for it any other liability of any kind in connection with the sale or use of products sold and/or marketed by it.

All requests and notices under this Warranty shall be directed to: Nupi Americas, Attn: Customer Service 314 Commerce Parkway, Early Branch, SC 29916; Tel: 803-398-3579, Fax: 803-398-3639

SHIPPING DATES – DELAYS – SHORTAGE CLAIMS: Promises of shipping dates are estimates, and as such, cannot be guaranteed. Nupi Americas will not be liable for any delay in a delivery. Any claims for shipping errors, shortages or defects must be made to Nupi Americas within 24 hours of receipt of the goods. Buyer shall be required to make timely payment to seller of any amount which is undisputed, or not subject to such claims.

TAXES: Any sales or manufacturers' taxes are to be paid by the buyer, including those imposed under any future statutes.



Nupi Americas, Inc.

314 Commerce Parkway
Early Branch - SC 29916 - U.S.A.
ph. +1 803-398-3579
fax: +1 803 398 3639

info@nupiamericas.com
www.nupiamericas.com

