



Buy it for looks. Buy it for life.®

**There is more than 1 version of this model.
Page down to identify the version you have.**

FAUCET DESCRIPTION

- Metal construction with various finishes identified by suffix
- Flexible supplies with 3/8" compression fittings
- Includes side spray with Duralock™ quick connect system

OPERATION

- Lever style handle
- Temperature controlled by 180° arc of handle travel
- Will operate with less than 5lbs. of force


FLOW

- Spout flow is limited to 1.5 gpm (5.7 L/min) at 60 psi max

CARTRIDGE

- 1255™ Duralast™ cartridge
- Nonmetallic/nonferrous and stainless steel material

STANDARDS

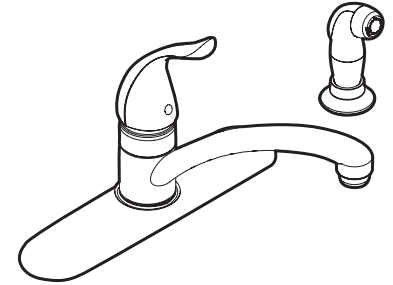
- Third party certified to IAPMO Green, ASME A112.18.1/CSA B125.1 and all applicable requirements referenced therein including ANSI/NSF 61/9 & 372
- Meets CalGreen and Georgia SB370 requirements
- Complies with California Proposition 65 and with the Federal Safe Drinking Water Act
- **ADA**  for lever handle

WARRANTY

- Lifetime limited warranty against leaks, drips and finish defects to the original homeowner
- 10 year limited warranty when used in a multifamily installation
- 5 year limited warranty when used in a commercial installation

Visit www.moen.com/support for complete details and limitations

Specifications



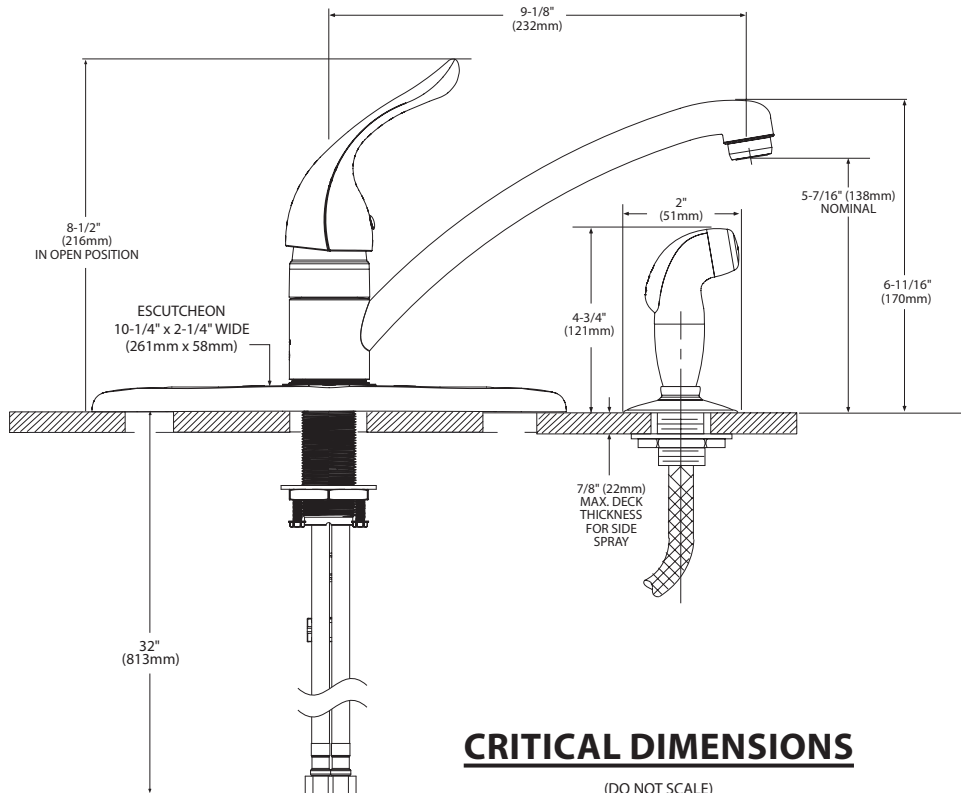
CHATEAU® Single-Handle Kitchen Faucet

Models: 7430 series with spray
7425 series less spray

Bulk Model: 67430 series with spray
67425 series less spray
(bulk packed 12 per carton)

NOTE: 7430 SERIES DESIGNED TO INSTALL THROUGH 4 HOLES 1-1/4" (32mm) MIN. DIA. AND 4" (102mm) ON CENTER.

7425 SERIES DESIGNED TO INSTALL THROUGH 3 HOLES 1-1/4" (32mm) MIN. DIA. AND 4" (102mm) ON CENTER.





Buy it for looks. Buy it for life.®

Specifications

FAUCET DESCRIPTION

- Metal construction with various finishes identified by suffix
- Flexible supplies with 3/8" compression fittings
- Includes Protégé side spray with quick connect system

OPERATION

- Lever style handle
- Temperature controlled by 180° arc of handle travel
- Will operate with less than 5lbs. of force


FLOW

- Spout flow is limited to 2.0 gpm (7.6 L/min) at 60 psi max

CARTRIDGE

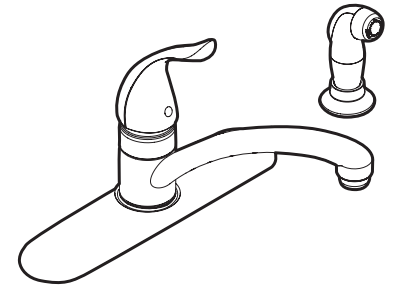
- 1255™ Duralast™ cartridge
- Nonmetallic/nonferrous and stainless steel material

STANDARDS

- Third party certified to IAPMO Green, ASME A112.18.1/CSA B125.1 and all applicable requirements referenced therein including ANSI/NSF 61/9 & 372
- Meets CalGreen and Georgia SB370 requirements
- Complies with California Proposition 65 and with the Federal Safe Drinking Water Act
- **ADA**  for lever handles

WARRANTY

- Lifetime limited warranty against leaks, drips and finish defects to the original consumer purchaser
- 5 year warranty if used in commercial installations



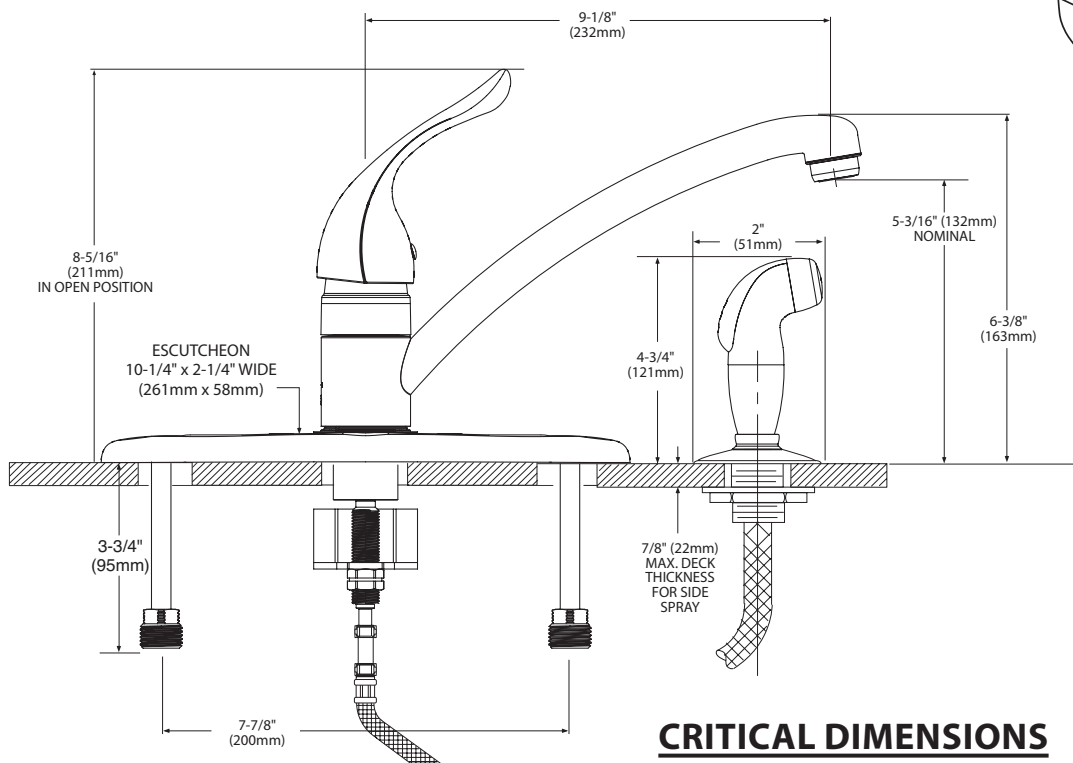
CHATEAU® Single-Handle Kitchen Faucet

Models: 7430 series with spray
7425 series less spray

Bulk Model: 67430 series with spray
67425 series less spray
(bulk packed 12 per carton)

NOTE: 7430 SERIES DESIGNED TO INSTALL THROUGH 4 HOLES 1-1/4" (32mm) MIN. DIA. AND 4" (102mm) ON CENTER.

7425 SERIES DESIGNED TO INSTALL THROUGH 3 HOLES 1-1/4" (32mm) MIN. DIA. AND 4" (102mm) ON CENTER.



CRITICAL DIMENSIONS

(DO NOT SCALE)