

# FITTINGS & NIPPLES

*Product Catalog*



# Table of Contents

## FITTINGS

### A

API Line Couplings ..... 44

### B

Brass Cleanout Plug ..... 81

Brass Compression Couplings ..... 85

Brass Fire Hydrant Adapter & Cap ..... 80

Brass Insert Fittings ..... 88-89

Brass Meter Coupling ..... 91

Brass Meter Elbow ..... 91

Brass Pex F1807 x CPVC Transition Fitting ..... 84

Brass Pex Fittings ..... 64-65

Brass Pipe Fittings ..... 47-51

Brass Pipe Fittings - Domestic ..... 52-61

Brass Press Fittings ..... 62

Bronze Adapters ..... 91

Bronze Meter Flanges / Kits ..... 90

### C

Cast Brass Sweat Adapter Fittings ..... 68-69

Cast Iron Boiler Plug ..... 79

Cast Iron Meter Flanges ..... 90

Cast Iron Threaded Fittings ..... 15-16

Chrome Plated Brass Fittings ..... 63

Cold Expansion Brass Pex Fittings ..... 66-67

Cold Expansion Pex x CPVC Transition Fittings ..... 84

Cold Expansion Poly Pex Fittings ..... 29

Compression Fittings ..... 82-83, 85

Compression Fitting - Parts ..... 87

Copper Fittings ..... 70-73

CPVC Brass Adapter ..... 84

CPVC Compression Fittings ..... 83

CPVC Stainless Steel Adapters ..... 84

CPVC x Pex F1807 Transition Fittings ..... 84

### D

Dielectric Unions ..... 78

Drop Ear Elbow ..... 57, 62, 65-66, 69, 84

Drop Well Coupling ..... 92

Domestic Brass Pipe Fittings ..... 52-61

### F

Flare Fittings ..... 91

Flexible Groove Couplings ..... 75

Flexible Rubber Couplings ..... 74

Forged Steel Branch Outlets ..... 26-27

Forged Steel Fittings ..... 17-25

### G

Galvanized & Steel Insert Fittings ..... 86

Groove Couplings ..... 75

### H

Heating Products ..... 79

Hose Adapter ..... 80

Hydrant Adapter ..... 80

Hydrant Tee ..... 89

## FITTINGS (CON'T)

### I

Iron Body Cleanout ..... 81

### L

Lead "Fit-All" Plug ..... 79

### M

Malleable Iron Cap Tapped ..... 79

Malleable Pipe Fittings 150 LB ..... 5-12

Malleable Pipe Fittings 300 LB ..... 13-14

Malleable Pipe Fittings Part # Breakdown ..... 4

Meter Coupling ..... 91

Meter Elbow ..... 91

Meter Flanges / Kits ..... 90

### N

No Hub Couplings ..... 74

### P

Pex F1807 x CPVC Transition Fitting ..... 84

Poly Pex Cold Expansion Fittings / F1960 ..... 29

Poly Pex Fittings ..... 28

Press Fittings ..... 62

PVC Compression Fittings ..... 82-83

### R

Radiator Valve Nut & Tailpiece ..... 79

### S

Stainless Steel 304 Fittings ..... 37-39

Stainless Steel 316 Fittings ..... 40-42

Stainless Steel Adapters ..... 84

Stainless Steel Drop Ear Elbow ..... 84

Stainless Steel Insert Fittings ..... 86

Stainless Steel Shielded Transition Couplings ..... 76-77

Steel Merchant Couplings & Half Couplings ..... 43

Steel Plugs & Bushings ..... 45-46

Stiffeners ..... 92

### T

Tapped Black Malleable Iron Cap ..... 79

Tank Tee ..... 92

Test Plug ..... 81

Transition Couplings ..... 76-77

Transition Fittings ..... 84

Torque Wrench ..... 74

### U

Union Elbow - With Nut & Tailpiece ..... 79

### W

Water Service Products ..... 80-92

Weld Fittings ..... 30-33

Weld Flanges ..... 34-36

Wire Brush ..... 73

Wrot Copper Fittings ..... 70-73

## NIPPLES

### B

Broiler Headers ..... 105

Brass Pipe Nipples ..... 114-115

Brass Pipe Nipples - Domestic ..... 117-118

Brass Pre-Cut Pipe Assortment ..... 116

### C

Chrome Plated Brass Nipples ..... 125

### D

Dielectric Nipples ..... 124

Domestic Brass Pipe Nipples ..... 117-118

### G

Grooved Nipples ..... 123

### N

Nipple Part # Breakdown ..... 94

### P

Pre-Cut Pipe Welded Steel ..... 101-104

PVC Nipples ..... 111-113

### S

Seamless Steel Nipples ..... 109-110

Stainless Steel 304 Nipples ..... 119-120

Stainless Steel 316 Nipples ..... 121-122

Steel Pipe Nipple Assortment ..... 105

### W

Welded Sch.40 ..... 95-104

Welded Sch.80 ..... 106-108

Copyright ©2022 by MATCO-NORCA Incorporated.  
Reproduction or duplication of the contents herein  
prohibited without permission.

MATCO-NORCA reserves the right to change products  
depicted herein at any time, and accepts no liability for  
errors or omissions.

# Certifications and Approvals

Matco-Norca is committed to maintaining a high standard of quality for all the products we offer. Most products in this catalog are labeled with a designated approval or certification code. Below is a brief description of these approvals.



**ADA** American Disabilities Act — Protecting the rights of people with physical or mental disabilities.



**ANSI** American National Standards Institute — Organization that coordinates work among U.S. Standards writing groups; Works in conjunction with other groups such as ISO, ASME, ASTM, etc.



**ASME** American Society of Mechanical Engineers — Develops standards and testing criteria for finished products.



**ASSE** American Society of Sanitary Engineering — Develops standards and qualifies products for plumbing and sanitary installations.



**ASTM** American Society for Testing Materials — Develops standards for materials, products, systems and services.



**AWWA** American Water Works Association — Promotes public health through improvement of water quality. Develops standards for valves, fittings and equipment.



**CSA** The CSA Group (formerly the Canadian Standards Association; CSA) — is a global organization dedicated to safety, social good and sustainability. They are a leader in Standards Development and in Testing, Inspection and Certification around the world including Canada, the U.S., Europe and Asia. Their mandate is to hold the future to a higher standard.



**CEC** California Energy Commission — As the state's primary energy policy and planning agency, the California Energy Commission is committed to reducing energy costs and environmental impacts of energy use - such as greenhouse gas emissions - while ensuring a safe, resilient, and reliable supply of energy.



**EPA** EPA WaterSense® — A U.S. Environmental Protection Agency (EPA) program designed to encourage water efficiency in the United States through the use of a special label on consumer products.



**FM** Factory Mutual — Develops standards and qualifies products for use by the general public.



**ISO** International Organization for Standardization — Develops voluntary, consensus-based, market relevant International Standards that support innovation and provide solutions to global challenges. More specifically, ISO 9001 sets out the criteria for a quality management system and is the only standard within the family that can be certified to.



**MSS** Mechanics Standardization Society of the Valves & Fittings Industry, Inc. — A committee of manufacturers that develops technical codes and standards for the valve & fitting industry.



**NACE** National Association of Corrosion Engineers — Equips society to protect people, assets and the environment from the adverse effects of corrosion.



**NSF** NSF International — An organization committed to public health that writes standards and certifies products for food, water and consumer products.



**SDWA** The Safe Drinking Water Act — Is the main federal law that ensures the quality of Americans' drinking water. Under SDWA, EPA sets standards for drinking water quality and oversees the states, localities, and water suppliers who implement those standards. Weighted average lead content of water contact components must be 0.25% or less.



**UL** Underwriter's Laboratory — Tests and qualifies valve and fittings products under UL standards for safety.



**UPC** Uniform Plumbing Code — Developed by the International Association of Plumbing and Mechanical Officials to govern the installation and inspection of plumbing systems as a means of promoting the public's health, safety and welfare.



**USC** University of Southern California — Foundation for Cross-Connection Control and Hydraulic Research that lists approved backflow prevention assemblies.

# Malleable Pipe Fittings Part # Breakdown

## PREFIX

## ZMBT08

(Z)

| Prefix |                       |
|--------|-----------------------|
| M      | Malleable - Non-China |
| (Z) M  | Malleable - China     |

| Part Group |                     |
|------------|---------------------|
| B          | Black, 150 LB.      |
| G          | Galvanized, 150 LB. |
| BX         | Black, 300 LB.      |
| GX         | Galvanized, 300 LB. |

| Part Code |                                      |
|-----------|--------------------------------------|
| L90       | 90° Elbow                            |
| LST90     | 90° Street Elbow                     |
| LR        | Elbow Reducing                       |
| L45       | 45° Elbow                            |
| LST45     | 45° Street Elbow                     |
| LSO       | Elbow Side Outlet                    |
| T         | Tee                                  |
| TSO       | Tee Side Outlet ( <i>Thai Only</i> ) |
| ST        | Street ( <i>Service</i> ) Tee        |
| TR        | Tee Reducing                         |
| PL        | Square Head Plug                     |
| CR        | Cross                                |
| X         | Extension Piece                      |
| FF        | Floor Flange                         |
| UN        | Union                                |
| CA        | Cap                                  |
| CP        | Coupling Banded                      |
| LN        | Locknut                              |
| CPR       | Coupling Reducing                    |
| BU        | Hex Bushing                          |



| Size |       |
|------|-------|
| 0    | 1/8   |
| 1    | 1/4   |
| 2    | 3/8   |
| 3    | 1/2   |
| 4    | 3/4   |
| 5    | 1     |
| 6    | 1-1/4 |
| 7    | 1-1/2 |
| 8    | 2     |
| 9    | 2-1/2 |
| 10   | 3     |
| 11   | 4     |
| 12   | 5     |
| 13   | 6     |



### Sample Part # is:

Chinese Malleable  
Black, 150LB, Tee, 2"



# 150LB | Malleable Pipe Fittings



90° Elbow



90° Street Elbow



Reducing Elbow

- Non-China Fittings UL/FM Certified
- China Fittings UL/FM Certified
- All Fittings are 100% Pressure Tested
  - **PRESSURE RATING**  
Fittings: ANSI/ASME B16.3  
Bushings/Plugs: ANSI/ASME B16.14
  - 1/8" - 6" Diameter
  - Lead Free

| MODEL NUMBER            |            | CARTON QUANTITIES |       |        |
|-------------------------|------------|-------------------|-------|--------|
| BLACK                   | GALVANIZED | SIZE              | INNER | MASTER |
| <b>90° Elbow</b>        |            |                   |       |        |
| MBL9000                 | MGL9000    | 1/8"              | 50    | 600    |
| MBL9001                 | MGL9001    | 1/4"              | 35    | 420    |
| MBL9002                 | MGL9002    | 3/8"              | 90    | 360    |
| MBL9003                 | MGL9003    | 1/2"              | 50    | 200    |
| MBL9004                 | MGL9004    | 3/4"              | 35    | 105    |
| MBL9005                 | MGL9005    | 1"                | 20    | 60     |
| MBL9006                 | MGL9006    | 1-1/4"            | 20    | 40     |
| MBL9007                 | MGL9007    | 1-1/2"            | 10    | 30     |
| MBL9008                 | MGL9008    | 2"                | 8     | 16     |
| MBL9009                 | MGL9009    | 2-1/2"            | 1     | 12     |
| MBL9010                 | MGL9010    | 3"                | 1     | 8      |
| MBL9011                 | MGL9011    | 4"                | 1     | 2      |
| MBL9012                 | MGL9012    | 5"                | 1     | 2      |
| MBL9013                 | MGL9013    | 6"                | 1     | 1      |
| <b>90° Street Elbow</b> |            |                   |       |        |
| MBLST9000               | MGLST9000  | 1/8"              | 60    | 720    |
| MBLST9001               | MGLST9001  | 1/4"              | 35    | 420    |
| MBLST9002               | MGLST9002  | 3/8"              | 40    | 240    |
| MBLST9003               | MGLST9003  | 1/2"              | 60    | 180    |
| MBLST9004               | MGLST9004  | 3/4"              | 35    | 105    |
| MBLST9005               | MGLST9005  | 1"                | 45    | 90     |
| MBLST9006               | MGLST9006  | 1-1/4"            | 25    | 50     |
| MBLST9007               | MGLST9007  | 1-1/2"            | 9     | 27     |
| MBLST9008               | MGLST9008  | 2"                | 8     | 16     |
| MBLST9009               | MGLST9009  | 2-1/2"            | 5     | 10     |
| MBLST9010               | MGLST9010  | 3"                | 1     | 8      |
| MBLST9011               | MGLST9011  | 4"                | 1     | 4      |

| MODEL NUMBER          |            | CARTON QUANTITIES |       |        |
|-----------------------|------------|-------------------|-------|--------|
| BLACK                 | GALVANIZED | SIZE              | INNER | MASTER |
| <b>Reducing Elbow</b> |            |                   |       |        |
| MBLR0100              | MGLR0100   | 1/4" x 1/8"       | 40    | 480    |
| MBLR0200              | MGLR0200   | 3/8" x 1/8"       | 70    | 420    |
| MBLR0201              | MGLR0201   | 3/8" x 1/4"       | 60    | 360    |
| MBLR0300              | MGLR0300   | 1/2" x 1/8"       | 40    | 240    |
| MBLR0301              | MGLR0301   | 1/2" x 1/4"       | 40    | 240    |
| MBLR0302              | MGLR0302   | 1/2" x 3/8"       | 40    | 240    |
| MBLR0400              | MGLR0400   | 3/4" x 1/8"       | 40    | 160    |
| MBLR0401              | MGLR0401   | 3/4" x 1/4"       | 40    | 160    |
| MBLR0402              | MGLR0402   | 3/4" x 3/8"       | 40    | 160    |
| MBLR0403              | MGLR0403   | 3/4" x 1/2"       | 40    | 160    |
| MBLR0501              | MGLR0501   | 1" x 1/4"         | 25    | 100    |
| MBLR0502              | MGLR0502   | 1" x 3/8"         | 25    | 100    |
| MBLR0503              | MGLR0503   | 1" x 1/2"         | 25    | 100    |
| MBLR0504              | MGLR0504   | 1" x 3/4"         | 25    | 100    |
| MBLR0603              | MGLR0603   | 1-1/4" x 1/2"     | 20    | 80     |
| MBLR0604              | MGLR0604   | 1-1/4" x 3/4"     | 15    | 60     |
| MBLR0605              | MGLR0605   | 1-1/4" x 1"       | 10    | 40     |
| MBLR0703              | MGLR0703   | 1-1/2" x 1/2"     | 15    | 60     |
| MBLR0704              | MGLR0704   | 1-1/2" x 3/4"     | 10    | 40     |
| MBLR0705              | MGLR0705   | 1-1/2" x 1"       | 10    | 40     |
| MBLR0706              | MGLR0706   | 1-1/2" x 1-1/4"   | 15    | 30     |
| MBLR0803              | MGLR0803   | 2" x 1/2"         | 10    | 40     |
| MBLR0804              | MGLR0804   | 2" x 3/4"         | 9     | 36     |
| MBLR0805              | MGLR0805   | 2" x 1"           | 14    | 28     |
| MBLR0806              | MGLR0806   | 2" x 1-1/4"       | 10    | 20     |
| MBLR0807              | MGLR0807   | 2" x 1-1/2"       | 10    | 20     |
| MBLR0903              | -          | 2-1/2" x 1/2"     | 10    | 20     |
| MBLR0904              | MGLR0904   | 2-1/2" x 3/4"     | 10    | 20     |
| MBLR0905              | MGLR0905   | 2-1/2" x 1"       | 8     | 16     |
| MBLR0906              | MGLR0906   | 2-1/2" x 1-1/4"   | 8     | 16     |
| MBLR0907              | MGLR0907   | 2-1/2" x 1-1/2"   | 6     | 12     |
| MBLR0908              | MGLR0908   | 2-1/2" x 2"       | 6     | 12     |
| MBLR1007              | MGLR1007   | 3" x 1-1/2"       | 4     | 8      |
| MBLR1008              | MGLR1008   | 3" x 2"           | 4     | 8      |
| MBLR1009              | MGLR1009   | 3" x 2-1/2"       | 4     | 8      |
| MBLR1108              | MGLR1108   | 4" x 2"           | 2     | 4      |
| MBLR1109              | MGLR1109   | 4" x 2-1/2"       | 1     | 2      |
| MBLR1110              | MGLR1110   | 4" x 3"           | 1     | 2      |

# Malleable Pipe Fittings | 150LB

- Non-China Fittings UL/FM Certified
- China Fittings UL/FM Certified
- All Fittings are 100% Pressure Tested
- **PRESSURE RATING**  
Fittings: ANSI/ASME B16.3  
Bushings/Plugs: ANSI/ASME B16.14
- 1/8" - 6" Diameter
- Lead Free



45° Elbow



Side Outlet Elbow



45° Street Elbow



Tee

| MODEL NUMBER             |            |        | CARTON QUANTITIES |        |
|--------------------------|------------|--------|-------------------|--------|
| BLACK                    | GALVANIZED | SIZE   | INNER             | MASTER |
| <b>45° Elbow</b>         |            |        |                   |        |
| MBL4500                  | MGL4500    | 1/8"   | 50                | 600    |
| MBL4501                  | MGL4501    | 1/4"   | 30                | 360    |
| MBL4502                  | MGL4502    | 3/8"   | 50                | 300    |
| MBL4503                  | MGL4503    | 1/2"   | 50                | 200    |
| MBL4504                  | MGL4504    | 3/4"   | 40                | 120    |
| MBL4505                  | MGL4505    | 1"     | 20                | 60     |
| MBL4506                  | MGL4506    | 1-1/4" | 20                | 40     |
| MBL4507                  | MGL4507    | 1-1/2" | 10                | 30     |
| MBL4508                  | MGL4508    | 2"     | 12                | 24     |
| MBL4509                  | MGL4509    | 2-1/2" | 1                 | 12     |
| MBL4510                  | MGL4510    | 3"     | 1                 | 10     |
| MBL4511                  | MGL4511    | 4"     | 1                 | 4      |
| MBL4512                  | MGL4512    | 5"     | 1                 | 1      |
| MBL4513                  | MGL4513    | 6"     | 1                 | 1      |
| <b>45° Street Elbow</b>  |            |        |                   |        |
| MBLST4500                | MGLST4500  | 1/8"   | 70                | 840    |
| MBLST4501                | MGLST4501  | 1/4"   | 40                | 480    |
| MBLST4502                | MGLST4502  | 3/8"   | 50                | 400    |
| MBLST4503                | MGLST4503  | 1/2"   | 75                | 225    |
| MBLST4504                | MGLST4504  | 3/4"   | 40                | 120    |
| MBLST4505                | MGLST4505  | 1"     | 25                | 75     |
| MBLST4506                | MGLST4506  | 1-1/4" | 10                | 40     |
| MBLST4507                | MGLST4507  | 1-1/2" | 10                | 30     |
| MBLST4508                | MGLST4508  | 2"     | 12                | 24     |
| MBLST4509                | MGLST4509  | 2-1/2" | 6                 | 12     |
| MBLST4510                | MGLST4510  | 3"     | 3                 | 6      |
| MBLST4511                | MGLST4511  | 4"     | 1                 | 4      |
| <b>Side Outlet Elbow</b> |            |        |                   |        |
| MBLSO01                  | MGLSO01    | 1/4"   | 50                | 300    |
| MBLSO02                  | MGLSO02    | 3/8"   | 50                | 200    |
| MBLSO03                  | MGLSO03    | 1/2"   | 45                | 135    |
| MBLSO04                  | MGLSO04    | 3/4"   | 20                | 80     |
| MBLSO05                  | MGLSO05    | 1"     | 20                | 40     |
| MBLSO06                  | MGLSO06    | 1-1/4" | 15                | 30     |
| MBLSO07                  | MGLSO07    | 1-1/2" | 12                | 24     |
| MBLSO08                  | MGLSO08    | 2"     | 5                 | 10     |

| MODEL NUMBER           |            |        | CARTON QUANTITIES |        |
|------------------------|------------|--------|-------------------|--------|
| BLACK                  | GALVANIZED | SIZE   | INNER             | MASTER |
| <b>Tee</b>             |            |        |                   |        |
| MBT00                  | MGT00      | 1/8"   | 80                | 480    |
| MBT01                  | MGT01      | 1/4"   | 50                | 300    |
| MBT02                  | MGT02      | 3/8"   | 30                | 180    |
| MBT03                  | MGT03      | 1/2"   | 40                | 120    |
| MBT04                  | MGT04      | 3/4"   | 35                | 70     |
| MBT05                  | MGT05      | 1"     | 20                | 40     |
| MBT06                  | MGT06      | 1-1/4" | 14                | 28     |
| MBT07                  | MGT07      | 1-1/2" | 12                | 24     |
| MBT08                  | MGT08      | 2"     | 8                 | 16     |
| MBT09                  | MGT09      | 2-1/2" | 4                 | 8      |
| MBT10                  | MGT10      | 3"     | 1                 | 6      |
| MBT11                  | MGT11      | 4"     | 1                 | 2      |
| MBT12                  | MGT12      | 5"     | 1                 | 1      |
| MBT13                  | MGT13      | 6"     | 1                 | 1      |
| <b>Side Outlet Tee</b> |            |        |                   |        |
| MBTSO03                | MGTSO03    | 1/2"   | 25                | 100    |
| MBTSO04                | MGTSO04    | 3/4"   | 15                | 60     |
| MBTSO05                | MGTSO05    | 1"     | 20                | 40     |
| MBTSO06                | MGTSO06    | 1-1/4" | 12                | 24     |
| MBTSO07                | MGTSO07    | 1-1/2" | 8                 | 16     |
| MBTSO08                | MGTSO08    | 2"     | 4                 | 8      |



# 150LB | Malleable Pipe Fittings

Add Z Prefix For Chinese Malleable Fittings:  
ZMB (Black) / ZMG (Galvanized)



Side Outlet Tee



Street Service Tee



Bull Head Tee



Reducing Tee

| MODEL NUMBER                |            |                          | CARTON QUANTITIES |        |
|-----------------------------|------------|--------------------------|-------------------|--------|
| BLACK                       | GALVANIZED | SIZE                     | INNER             | MASTER |
| <b>Street (Service) Tee</b> |            |                          |                   |        |
| MBST03                      | MGST03     | 1/2"                     | 40                | 120    |
| MBST04                      | MGST04     | 3/4"                     | 25                | 75     |
| MBST05                      | MGST05     | 1"                       | 20                | 40     |
| -                           | MGST06     | 1-1/4"                   | 15                | 30     |
| MBST07                      | MGST07     | 1-1/2"                   | 8                 | 16     |
| <b>Bull Head Tee</b>        |            |                          |                   |        |
| MBTR030304                  | MGTR030304 | 1/2" x 1/2" x 3/4"       | 30                | 120    |
| MBTR030305                  | MGTR030305 | 1/2" x 1/2" x 1"         | 25                | 100    |
| MBTR040405                  | MGTR040405 | 3/4" x 3/4" x 1"         | 20                | 80     |
| MBTR040406                  | MGTR040406 | 3/4" x 3/4" x 1-1/4"     | 25                | 100    |
| MBTR050506                  | MGTR050506 | 1" x 1" x 1-1/4"         | 11                | 44     |
| MBTR050507                  | MGTR050507 | 1" x 1" x 1-1/2"         | 9                 | 36     |
| MBTR050508                  | MGTR050508 | 1" x 1" x 2"             | 12                | 24     |
| MBTR060607                  | MGTR060607 | 1-1/4" x 1-1/4" x 1-1/2" | 12                | 24     |
| MBTR060608                  | MGTR060608 | 1-1/4" x 1-1/4" x 2"     | 12                | 24     |
| MBTR070708                  | MGTR070708 | 1-1/2" x 1-1/2" x 2"     | 8                 | 16     |
| MBTR080809                  | MGTR080809 | 2" x 2" x 2-1/2"         | 6                 | 12     |

| MODEL NUMBER                         |            |                 | CARTON QUANTITIES |        |
|--------------------------------------|------------|-----------------|-------------------|--------|
| BLACK                                | GALVANIZED | SIZE            | INNER             | MASTER |
| <b>Reducing Tee - Reduce 2 Sizes</b> |            |                 |                   |        |
| MBTR0100                             | MGTR0100   | 1/4" x 1/8"     | 25                | 300    |
| -                                    | MGTR0200   | 3/8" x 1/8"     | 40                | 240    |
| MBTR0201                             | MGTR0201   | 3/8" x 1/4"     | 40                | 240    |
| MBTR0300                             | MGTR0300   | 1/2" x 1/8"     | 40                | 160    |
| MBTR0301                             | MGTR0301   | 1/2" x 1/4"     | 20                | 160    |
| MBTR0302                             | MGTR0302   | 1/2" x 3/8"     | 20                | 160    |
| MBTR0401                             | MGTR0401   | 3/4" x 1/4"     | 25                | 100    |
| MBTR0402                             | MGTR0402   | 3/4" x 3/8"     | 25                | 100    |
| MBTR0403                             | MGTR0403   | 3/4" x 1/2"     | 20                | 80     |
| MBTR0501                             | MGTR0501   | 1" x 1/4"       | 20                | 80     |
| MBTR0502                             | MGTR0502   | 1" x 3/8"       | 15                | 60     |
| MBTR0503                             | MGTR0503   | 1" x 1/2"       | 15                | 60     |
| MBTR0504                             | MGTR0504   | 1" x 3/4"       | 12                | 48     |
| MBTR0602                             | MGTR0602   | 1-1/4" x 3/8"   | 20                | 40     |
| MBTR0603                             | MGTR0603   | 1-1/4" x 1/2"   | 20                | 40     |
| MBTR0604                             | MGTR0604   | 1-1/4" x 3/4"   | 20                | 40     |
| MBTR0605                             | MGTR0605   | 1-1/4" x 1"     | 20                | 40     |
| -                                    | MGTR0702   | 1-1/2" x 3/8"   | 18                | 36     |
| MBTR0703                             | MGTR0703   | 1-1/2" x 1/2"   | 18                | 36     |
| MBTR0704                             | MGTR0704   | 1-1/2" x 3/4"   | 15                | 30     |
| MBTR0705                             | MGTR0705   | 1-1/2" x 1"     | 15                | 30     |
| MBTR0706                             | MGTR0706   | 1-1/2" x 1-1/4" | 12                | 24     |
| MBTR0803                             | MGTR0803   | 2" x 1/2"       | 10                | 20     |
| MBTR0804                             | MGTR0804   | 2" x 3/4"       | 10                | 20     |
| MBTR0805                             | MGTR0805   | 2" x 1"         | 10                | 20     |
| MBTR0806                             | MGTR0806   | 2" x 1-1/4"     | 8                 | 16     |
| MBTR0807                             | MGTR0807   | 2" x 1-1/2"     | 8                 | 16     |
| MBTR0903                             | MGTR0903   | 2-1/2" x 1/2"   | 6                 | 12     |
| MBTR0904                             | MGTR0904   | 2-1/2" x 3/4"   | 6                 | 12     |
| MBTR0905                             | MGTR0905   | 2-1/2" x 1"     | 5                 | 10     |
| MBTR0906                             | MGTR0906   | 2-1/2" x 1-1/4" | 5                 | 10     |
| MBTR0907                             | MGTR0907   | 2-1/2" x 1-1/2" | 5                 | 10     |
| MBTR0908                             | MGTR0908   | 2-1/2" x 2"     | 4                 | 8      |
| MBTR1003                             | MGTR1003   | 3" x 1/2"       | 4                 | 8      |
| MBTR1004                             | MGTR1004   | 3" x 3/4"       | 3                 | 6      |
| MBTR1005                             | MGTR1005   | 3" x 1"         | 3                 | 6      |
| MBTR1006                             | MGTR1006   | 3" x 1-1/4"     | 3                 | 6      |
| MBTR1007                             | MGTR1007   | 3" x 1-1/2"     | 3                 | 6      |
| MBTR1008                             | MGTR1008   | 3" x 2"         | 3                 | 6      |
| MBTR1009                             | MGTR1009   | 3" x 2-1/2"     | 3                 | 6      |
| MBTR1103                             | -          | 4" x 1/2"       | 2                 | 4      |
| MBTR1104                             | -          | 4" x 3/4"       | 2                 | 4      |
| MBTR1105                             | MGTR1105   | 4" x 1"         | 2                 | 4      |
| MBTR1106                             | MGTR1106   | 4" x 1-1/4"     | 2                 | 4      |
| MBTR1107                             | MGTR1107   | 4" x 1-1/2"     | 2                 | 4      |
| MBTR1108                             | MGTR1108   | 4" x 2"         | 1                 | 3      |
| MBTR1109                             | MGTR1109   | 4" x 2-1/2"     | 1                 | 3      |
| MBTR1110                             | MGTR1110   | 4" x 3"         | 1                 | 2      |

# Malleable Pipe Fittings | 150LB

- Non-China Fittings UL/FM Certified
- China Fittings UL/FM Certified
- All Fittings are 100% Pressure Tested
- **PRESSURE RATING**  
Fittings: ANSI/ASME B16.3  
Bushings/Plugs: ANSI/ASME B16.14
- 1/8" - 6" Diameter
- Lead Free

| MODEL NUMBER                                     |            |                        | CARTON QUANTITIES |        |
|--|------------|------------------------|-------------------|--------|
| BLACK  | GALVANIZED | SIZE                   | INNER             | MASTER |
| <b>Reducing Tee - Reduce 3 Sizes (Continued)</b> |            |                        |                   |        |
| MBTR040303                                       | MGTR040303 | 3/4" x 1/2" x 1/2"     | 25                | 100    |
| MBTR040304                                       | MGTR040304 | 3/4" x 1/2" x 3/4"     | 20                | 80     |
| MBTR040305                                       | MGTR040305 | 3/4" x 1/2" x 1"       | 18                | 72     |
| MBTR050303                                       | MGTR050303 | 1" x 1/2" x 1/2"       | 20                | 80     |
| MBTR050304                                       | MGTR050304 | 1" x 1/2" x 3/4"       | 20                | 80     |
| MBTR050305                                       | MGTR050305 | 1" x 1/2" x 1"         | 15                | 60     |
| MBTR050403                                       | MGTR050403 | 1" x 3/4" x 1/2"       | 20                | 80     |
| MBTR050404                                       | MGTR050404 | 1" x 3/4" x 3/4"       | 15                | 60     |
| MBTR050405                                       | MGTR050405 | 1" x 3/4" x 1"         | 15                | 60     |
| MBTR060303                                       | MGTR060303 | 1-1/4" x 1/2" x 1/2"   | 25                | 50     |
| MBTR060304                                       | MGTR060304 | 1-1/4" x 1/2" x 3/4"   | 25                | 50     |
| MBTR060305                                       | MGTR060305 | 1-1/4" x 1/2" x 1"     | 20                | 40     |
| MBTR060306                                       | MGTR060306 | 1-1/4" x 1/2" x 1-1/4" | 20                | 40     |
| MBTR060403                                       | MGTR060403 | 1-1/4" x 3/4" x 1/2"   | 10                | 40     |
| MBTR060404                                       | MGTR060404 | 1-1/4" x 3/4" x 3/4"   | 10                | 40     |
| MBTR060405                                       | MGTR060405 | 1-1/4" x 3/4" x 1"     | 10                | 40     |
| MBTR060406                                       | MGTR060406 | 1-1/4" x 3/4" x 1-1/4" | 10                | 40     |
| MBTR060503                                       | MGTR060503 | 1-1/4" x 1" x 1/2"     | 20                | 40     |
| MBTR060504                                       | MGTR060504 | 1-1/4" x 1" x 3/4"     | 20                | 40     |
| MBTR060505                                       | MGTR060505 | 1-1/4" x 1" x 1"       | 20                | 40     |
| MBTR060506                                       | MGTR060506 | 1-1/4" x 1" x 1-1/4"   | 15                | 30     |
| MBTR060507                                       | MGTR060507 | 1-1/4" x 1" x 1-1/2"   | 18                | 36     |
| MBTR070304                                       | MGTR070304 | 1-1/2" x 1/2" x 3/4"   | 12                | 48     |
| MBTR070305                                       | MGTR070305 | 1-1/2" x 1/2" x 1"     | 18                | 36     |
| MBTR070306                                       | MGTR070306 | 1-1/2" x 1/2" x 1-1/4" | 15                | 30     |
| MBTR070307                                       | MGTR070307 | 1-1/2" x 1/2" x 1-1/2" | 12                | 24     |
| MBTR070403                                       | MGTR070403 | 1-1/2" x 3/4" x 1/2"   | 15                | 30     |
| MBTR070404                                       | MGTR070404 | 1-1/2" x 3/4" x 3/4"   | 15                | 30     |
| MBTR070406                                       | MGTR070406 | 1-1/2" x 3/4" x 1-1/4" | 12                | 24     |
| MBTR070407                                       | MGTR070407 | 1-1/2" x 3/4" x 1-1/2" | 12                | 24     |
| MBTR070503                                       | MGTR070503 | 1-1/2" x 1" x 1/2"     | 15                | 30     |
| MBTR070504                                       | MGTR070504 | 1-1/2" x 1" x 3/4"     | 15                | 30     |
| MBTR070505                                       | MGTR070505 | 1-1/2" x 1" x 1"       | 15                | 30     |

| MODEL NUMBER  |            |                          | CARTON QUANTITIES |        |
|---|------------|--------------------------|-------------------|--------|
| BLACK   | GALVANIZED | SIZE                     | INNER             | MASTER |
| <b>Reducing Tee - Reduce 3 Sizes (Continued)</b>  |            |                          |                   |        |
| MBTR070506  | MGTR070506 | 1-1/2" x 1" x 1-1/4"     | 12                | 24     |
| MBTR070507  | MGTR070507 | 1-1/2" x 1" x 1-1/2"     | 12                | 24     |
| MBTR070603  | MGTR070603 | 1-1/2" x 1-1/4" x 1/2"   | 12                | 24     |
| MBTR070604  | MGTR070604 | 1-1/2" x 1-1/4" x 3/4"   | 12                | 24     |
| MBTR070605  | MGTR070605 | 1-1/2" x 1-1/4" x 1"     | 12                | 24     |
| MBTR070606  | MGTR070606 | 1-1/2" x 1-1/4" x 1-1/4" | 12                | 24     |
| MBTR070607  | MGTR070607 | 1-1/2" x 1-1/4" x 1-1/2" | 12                | 24     |
| MBTR070608  | MGTR070608 | 1-1/2" x 1-1/4" x 2"     | 8                 | 16     |
| MBTR080308  | MGTR080308 | 2" x 1/2" x 2"           | 8                 | 16     |
| MBTR080404  | MGTR080404 | 2" x 3/4" x 3/4"         | 12                | 24     |
| MBTR080408  | MGTR080408 | 2" x 3/4" x 2"           | 8                 | 16     |
| MBTR080505  | MGTR080505 | 2" x 1" x 1"             | 12                | 24     |
| MBTR080507  | MGTR080507 | 2" x 1" x 1-1/2"         | 10                | 20     |
| MBTR080508  | MGTR080508 | 2" x 1" x 2"             | 8                 | 16     |
| MBTR080605  | MGTR080605 | 2" x 1-1/4" x 1"         | 8                 | 16     |
| MBTR080606  | MGTR080606 | 2" x 1-1/4" x 1-1/4"     | 8                 | 16     |
| MBTR080607  | MGTR080607 | 2" x 1-1/4" x 1-1/2"     | 8                 | 16     |
| MBTR080608  | MGTR080608 | 2" x 1-1/4" x 2"         | 8                 | 16     |
| MBTR080704  | MGTR080704 | 2" x 1-1/2" x 3/4"       | 10                | 20     |
| MBTR080705  | MGTR080705 | 2" x 1-1/2" x 1"         | 10                | 20     |
| MBTR080706  | MGTR080706 | 2" x 1-1/2" x 1-1/4"     | 8                 | 16     |
| MBTR080707  | MGTR080707 | 2" x 1-1/2" x 1-1/2"     | 8                 | 16     |
| MBTR080708  | MGTR080708 | 2" x 1-1/2" x 2"         | 8                 | 16     |
| MBTR090808  | MGTR090808 | 2-1/2" x 2" x 2"         | 5                 | 10     |
| MBTR090809  | MGTR090809 | 2-1/2" x 2" x 2-1/2"     | 4                 | 8      |
| <b>Square Head Plug</b>   |            |                          |                   |        |
| MBPL00  | MGPL00     | 1/8"                     | 300               | 3600   |
| MBPL01  | MGPL01     | 1/4"                     | 150               | 1800   |
| MBPL02  | MGPL02     | 3/8"                     | 100               | 1200   |
| MBPL03  | MGPL03     | 1/2"                     | 50                | 600    |
| MBPL04  | MGPL04     | 3/4"                     | 30                | 360    |
| Above sizes are also available in steel.<br>Please see our Steel Plug & Bushing Price List. |            |                          |                   |        |
| MBPL05  | MGPL05     | 1"                       | 20                | 240    |
| MBPL06  | MGPL06     | 1-1/4"                   | 40                | 120    |
| MBPL07  | MGPL07     | 1-1/2"                   | 30                | 90     |
| MBPL08  | MGPL08     | 2"                       | 20                | 60     |
| MBPL09  | MGPL09     | 2-1/2"                   | 16                | 32     |
| MBPL10  | MGPL10     | 3"                       | 16                | 32     |
| MBPL11  | MGPL11     | 4"                       | 6                 | 12     |
| MBPL12  | MGPL12     | 5"                       | 5                 | 10     |
| MBPL13  | MGPL13     | 6"                       | 5                 | 10     |
| <b>BAR STYLE</b>  |            |                          |                   |        |
| ZMBPL11B  | -          | 4"                       | 8                 | 12     |
| ZMBPL13B  | -          | 6"                       | 5                 | 10     |





# 150LB | Malleable Pipe Fittings

Add Z Prefix For Chinese Malleable Fittings:  
ZMB (Black) / ZMG (Galvanized)



Reducing Tee



Square Head Plug



Cross



Extension Piece



Floor Flange With Holes



Union

| MODEL NUMBER                   |            |             | CARTON QUANTITIES |        |
|--------------------------------|------------|-------------|-------------------|--------|
| BLACK                          | GALVANIZED | SIZE        | INNER             | MASTER |
| <b>Cross</b>                   |            |             |                   |        |
| MBCR00                         | MGCR00     | 1/8"        | 30                | 360    |
| MBCR01                         | MGCR01     | 1/4"        | 40                | 240    |
| MBCR02                         | MGCR02     | 3/8"        | 25                | 150    |
| MBCR03                         | MGCR03     | 1/2"        | 30                | 90     |
| MBCR04                         | MGCR04     | 3/4"        | 20                | 60     |
| MBCR05                         | MGCR05     | 1"          | 15                | 30     |
| MBCR06                         | MGCR06     | 1-1/4"      | 10                | 20     |
| MBCR07                         | MGCR07     | 1-1/2"      | 8                 | 16     |
| MBCR08                         | MGCR08     | 2"          | 5                 | 10     |
| MBCR09                         | MGCR09     | 2-1/2"      | 3                 | 6      |
| MBCR10                         | MGCR10     | 3"          | 2                 | 4      |
| MBCR11                         | MGCR11     | 4"          | 1                 | 2      |
| <b>Extension Piece</b>         |            |             |                   |        |
| MBX03                          | MGX03      | 1/2"        | 50                | 300    |
| MBX04                          | MGX04      | 3/4"        | 40                | 160    |
| MBX05                          | MGX05      | 1"          | 30                | 90     |
| MBX06                          | MGX06      | 1-1/4"      | 30                | 60     |
| MBX07                          | MGX07      | 1-1/2"      | 20                | 40     |
| MBX08                          | MGX08      | 2"          | 15                | 30     |
| <b>Floor Flange with Holes</b> |            |             |                   |        |
| MBFF01                         | MGFF01     | 1/4"        | 25                | 75     |
| MBFF02                         | MGFF02     | 3/8"        | 25                | 75     |
| MBFF03                         | MGFF03     | 1/2"        | 25                | 50     |
| MBFF04                         | MGFF04     | 3/4"        | 15                | 45     |
| MBFF05                         | MGFF05     | 1"          | 15                | 30     |
| MBFF06                         | MGFF06     | 1-1/4"      | 10                | 30     |
| MBFF07                         | MGFF07     | 1-1/2"      | 8                 | 24     |
| MBFF08                         | MGFF08     | 2"          | 8                 | 16     |
| <b>Union</b>                   |            |             |                   |        |
| MBUN00                         | MGUN00     | 1/8"        | 30                | 240    |
| MBUN01                         | MGUN01     | 1/4"        | 20                | 240    |
| MBUN02                         | MGUN02     | 3/8"        | 20                | 160    |
| MBUN03                         | MGUN03     | 1/2"        | 50                | 100    |
| MBUN04                         | MGUN04     | 3/4"        | 35                | 70     |
| MBUN05                         | MGUN05     | 1"          | 20                | 40     |
| MBUN06                         | MGUN06     | 1-1/4"      | 15                | 30     |
| MBUN07                         | MGUN07     | 1-1/2"      | 10                | 20     |
| MBUN08                         | MGUN08     | 2"          | 6                 | 12     |
| MBUN09                         | MGUN09     | 2-1/2"      | 4                 | 8      |
| MBUN10                         | MGUN10     | 3"          | 4                 | 8      |
| MBUN11                         | MGUN11     | 4"          | 2                 | 4      |
| <b>REDUCING UNION</b>          |            |             |                   |        |
| MBUN0403                       | MGUN0403   | 3/4" x 1/2" | 30                | 90     |

# Malleable Pipe Fittings | 150LB


- Non-China Fittings UL/FM Certified
- China Fittings UL/FM Certified
- All Fittings are 100% Pressure Tested
- **PRESSURE RATING**  
Fittings: ANSI/ASME B16.3  
Bushings/Plugs: ANSI/ASME B16.14
- 1/8" - 6" Diameter
- Lead Free



Cap



Locknut



Banded Coupling



Right & Left Coupling

| MODEL NUMBER           |            |        | CARTON QUANTITIES |        |
|------------------------|------------|--------|-------------------|--------|
| BLACK                  | GALVANIZED | SIZE   | INNER             | MASTER |
| <b>Cap</b>             |            |        |                   |        |
| MBCA00                 | MGCA00     | 1/8"   | 120               | 1440   |
| MBCA01                 | MGCA01     | 1/4"   | 80                | 960    |
| MBCA02                 | MGCA02     | 3/8"   | 60                | 720    |
| MBCA03                 | MGCA03     | 1/2"   | 75                | 300    |
| MBCA04                 | MGCA04     | 3/4"   | 40                | 160    |
| MBCA05                 | MGCA05     | 1"     | 25                | 100    |
| MBCA06                 | MGCA06     | 1-1/4" | 20                | 80     |
| MBCA07                 | MGCA07     | 1-1/2" | 18                | 54     |
| MBCA08                 | MGCA08     | 2"     | 12                | 36     |
| MBCA09                 | MGCA09     | 2-1/2" | 20                | 40     |
| MBCA10                 | MGCA10     | 3"     | 1                 | 24     |
| MBCA105                | -          | 3-1/2" | 6                 | 12     |
| MBCA11                 | MGCA11     | 4"     | 6                 | 12     |
| MBCA12                 | MGCA12     | 5"     | 5                 | 10     |
| MBCA13                 | MGCA13     | 6"     | 2                 | 4      |
| <b>Banded Coupling</b> |            |        |                   |        |
| MBCP00                 | MGCP00     | 1/8"   | 70                | 840    |
| MBCP01                 | MGCP01     | 1/4"   | 40                | 480    |
| MBCP02                 | MGCP02     | 3/8"   | 40                | 480    |
| MBCP03                 | MGCP03     | 1/2"   | 60                | 240    |
| MBCP04                 | MGCP04     | 3/4"   | 50                | 150    |
| MBCP05                 | MGCP05     | 1"     | 25                | 100    |
| MBCP06                 | MGCP06     | 1-1/4" | 16                | 64     |
| MBCP07                 | MGCP07     | 1-1/2" | 18                | 36     |
| MBCP08                 | MGCP08     | 2"     | 12                | 24     |
| MBCP09                 | MGCP09     | 2-1/2" | 8                 | 16     |
| MBCP10                 | MGCP10     | 3"     | 1                 | 12     |
| MBCP11                 | MGCP11     | 4"     | 3                 | 6      |
| MBCP12                 | MGCP12     | 5"     | 1                 | 2      |
| MBCP13                 | MGCP13     | 6"     | 1                 | 2      |

| MODEL NUMBER                                    |            |        | CARTON QUANTITIES |        |
|---|------------|--------|-------------------|--------|
| BLACK   | GALVANIZED | SIZE   | INNER             | MASTER |
| <b>Locknut</b>                                  |            |        |                   |        |
| MBLN00  | MGLN00     | 1/8"   | 250               | 3000   |
| MBLN01  | MGLN01     | 1/4"   | 125               | 1500   |
| MBLN02  | MGLN02     | 3/8"   | 125               | 1500   |
| MBLN03  | MGLN03     | 1/2"   | 100               | 600    |
| MBLN04  | MGLN04     | 3/4"   | 60                | 360    |
| MBLN05  | MGLN05     | 1"     | 40                | 240    |
| MBLN06  | MGLN06     | 1-1/4" | 30                | 180    |
| MBLN07  | MGLN07     | 1-1/2" | 45                | 135    |
| MBLN08  | MGLN08     | 2"     | 25                | 75     |
| MBLN09  | MGLN09     | 2-1/2" | 20                | 40     |
| MBLN10  | MGLN10     | 3"     | 20                | 40     |
| MBLN11  | MGLN11     | 4"     | 7                 | 14     |
| MBLN12  | MGLN12     | 5"     | 5                 | 10     |
| MBLN13  | MGLN13     | 6"     | 4                 | 8      |
| <b>Right &amp; Left Coupling (Chinese Only)</b> |            |        |                   |        |
| ZMBRLC03  | ZMGRLC03   | 1/2"   | 40                | 320    |
| ZMBRLC04  | ZMGRLC04   | 3/4"   | 50                | 150    |
| ZMBRLC05  | ZMGRLC05   | 1"     | 25                | 100    |
| ZMBRLC06  | ZMGRLC06   | 1-1/4" | 20                | 64     |
| ZMBRLC07  | ZMGRLC07   | 1-1/2" | 12                | 36     |
| ZMBRLC08  | ZMGRLC08   | 2"     | 12                | 24     |
| ZMBRLC09  | -          | 2-1/2" | 8                 | 32     |
| ZMBRLC10  | -          | 3"     | 12                | 24     |
| ZMBRLC11  | -          | 4"     | 6                 | 12     |

# 150LB | Malleable Pipe Fittings

Add Z Prefix For Chinese Malleable Fittings:  
ZMB (Black) / ZMG (Galvanized)



Reduced Coupling



Waste Nut

| MODEL NUMBER             |            | SIZE            | CARTON QUANTITIES |        |
|--------------------------|------------|-----------------|-------------------|--------|
| BLACK                    | GALVANIZED |                 | INNER             | MASTER |
| <b>Reducing Coupling</b> |            |                 |                   |        |
| MBCPR0100                | MG CPR0100 | 1/4" x 1/8"     | 50                | 600    |
| MBCPR0200                | MG CPR0200 | 3/8" x 1/8"     | 35                | 420    |
| MBCPR0201                | MG CPR0201 | 3/8" x 1/4"     | 30                | 360    |
| MBCPR0300                | MG CPR0300 | 1/2" x 1/8"     | 50                | 300    |
| MBCPR0301                | MG CPR0301 | 1/2" x 1/4"     | 75                | 300    |
| MBCPR0302                | MG CPR0302 | 1/2" x 3/8"     | 60                | 240    |
| MBCPR0400                | MG CPR0400 | 3/4" x 1/8"     | 35                | 210    |
| MBCPR0401                | MG CPR0401 | 3/4" x 1/4"     | 30                | 180    |
| MBCPR0402                | MG CPR0402 | 3/4" x 3/8"     | 30                | 180    |
| MBCPR0403                | MG CPR0403 | 3/4" x 1/2"     | 60                | 180    |
| MBCPR0501                | MG CPR0501 | 1" x 1/4"       | 45                | 135    |
| MBCPR0502                | MG CPR0502 | 1" x 3/8"       | 30                | 120    |
| MBCPR0503                | MG CPR0503 | 1" x 1/2"       | 30                | 120    |
| MBCPR0504                | MG CPR0504 | 1" x 3/4"       | 25                | 100    |
| MBCPR0602                | MG CPR0602 | 1-1/4" x 3/8"   | 25                | 75     |
| MBCPR0603                | MG CPR0603 | 1-1/4" x 1/2"   | 25                | 75     |
| MBCPR0604                | MG CPR0604 | 1-1/4" x 3/4"   | 25                | 75     |
| MBCPR0605                | MG CPR0605 | 1-1/4" x 1"     | 15                | 60     |
| MBCPR0702                | MG CPR0702 | 1-1/2" x 3/8"   | 30                | 60     |
| MBCPR0703                | MG CPR0703 | 1-1/2" x 1/2"   | 20                | 60     |
| MBCPR0704                | MG CPR0704 | 1-1/2" x 3/4"   | 15                | 60     |
| MBCPR0705                | MG CPR0705 | 1-1/2" x 1"     | 25                | 50     |
| MBCPR0706                | MG CPR0706 | 1-1/2" x 1-1/4" | 12                | 48     |
| MBCPR0802                | MG CPR0802 | 2" x 3/8"       | 12                | 36     |
| MBCPR0803                | MG CPR0803 | 2" x 1/2"       | 12                | 36     |
| MBCPR0804                | MG CPR0804 | 2" x 3/4"       | 12                | 36     |
| MBCPR0805                | MG CPR0805 | 2" x 1"         | 12                | 36     |
| MBCPR0806                | MG CPR0806 | 2" x 1-1/4"     | 9                 | 27     |
| MBCPR0807                | MG CPR0807 | 2" x 1-1/2"     | 9                 | 27     |

| MODEL NUMBER                         |            | SIZE            | CARTON QUANTITIES |        |
|--------------------------------------|------------|-----------------|-------------------|--------|
| BLACK                                | GALVANIZED |                 | INNER             | MASTER |
| <b>Reducing Coupling (Continued)</b> |            |                 |                   |        |
| MBCPR0903                            | MG CPR0903 | 2-1/2" x 1/2"   | 10                | 20     |
| MBCPR0904                            | MG CPR0904 | 2-1/2" x 3/4"   | 10                | 20     |
| MBCPR0905                            | MG CPR0905 | 2-1/2" x 1"     | 10                | 20     |
| MBCPR0906                            | MG CPR0906 | 2-1/2" x 1-1/4" | 10                | 20     |
| MBCPR0907                            | MG CPR0907 | 2-1/2" x 1-1/2" | 7                 | 14     |
| MBCPR0908                            | MG CPR0908 | 2-1/2" x 2"     | 7                 | 14     |
| MBCPR1003                            | -          | 3" x 1/2"       | 7                 | 14     |
| MBCPR1004                            | MG CPR1004 | 3" x 3/4"       | 7                 | 14     |
| MBCPR1005                            | MG CPR1005 | 3" x 1"         | 6                 | 12     |
| MBCPR1006                            | MG CPR1006 | 3" x 1-1/4"     | 6                 | 12     |
| MBCPR1007                            | MG CPR1007 | 3" x 1-1/2"     | 6                 | 12     |
| MBCPR1008                            | MG CPR1008 | 3" x 2"         | 6                 | 12     |
| MBCPR1009                            | MG CPR1009 | 3" x 2-1/2"     | 5                 | 10     |
| MBCPR1105                            | MG CPR1105 | 4" x 1"         | 3                 | 6      |
| MBCPR1106                            | MG CPR1106 | 4" x 1-1/4"     | 3                 | 6      |
| MBCPR1107                            | MG CPR1107 | 4" x 1-1/2"     | 3                 | 6      |
| MBCPR1108                            | MG CPR1108 | 4" x 2"         | 3                 | 6      |
| MBCPR1109                            | MG CPR1109 | 4" x 2-1/2"     | 3                 | 6      |
| MBCPR1110                            | MG CPR1110 | 4" x 3"         | 3                 | 6      |
| MBCPR1310                            | MG CPR1310 | 6" x 3"         | 1                 | 2      |
| MBCPR1311                            | MG CPR1311 | 6" x 4"         | 1                 | 2      |
| <b>Waste Nut (Galvanized Only)</b>   |            |                 |                   |        |
|                                      | MGWN03     | 1/2"            | 90                | 360    |
|                                      | MGWN04     | 3/4"            | 80                | 240    |
|                                      | MGWN05     | 1"              | 50                | 200    |
|                                      | MGWN06     | 1-1/4"          | 30                | 120    |
|                                      | MGWN07     | 1-1/2"          | 50                | 100    |
|                                      | MGWN08     | 2"              | 30                | 60     |

# Malleable Pipe Fittings | 150LB

- Non-China Fittings UL/FM Certified
- China Fittings UL/FM Certified
- All Fittings are 100% Pressure Tested
- **PRESSURE RATING**  
Fittings: ANSI/ASME B16.3  
Bushings/Plugs: ANSI/ASME B16.14
- 1/8" - 6" Diameter
- Lead Free



Hex Bushing

| MODEL NUMBER       |            |                 | CARTON QUANTITIES |        |
|--------------------|------------|-----------------|-------------------|--------|
| BLACK              | GALVANIZED | SIZE            | INNER             | MASTER |
| <b>Hex Bushing</b> |            |                 |                   |        |
| MBBU0100           | MGBU0100   | 1/4" x 1/8"     | 120               | 1440   |
| MBBU0200           | MGBU0200   | 3/8" x 1/8"     | 75                | 900    |
| MBBU0201           | MGBU0201   | 3/8" x 1/4"     | 75                | 900    |
| MBBU0300           | MGBU0300   | 1/2" x 1/8"     | 100               | 600    |
| MBBU0301           | MGBU0301   | 1/2" x 1/4"     | 150               | 600    |
| MBBU0302           | MGBU0302   | 1/2" x 3/8"     | 150               | 600    |
| MBBU0400           | MGBU0400   | 3/4" x 1/8"     | 50                | 300    |
| MBBU0401           | MGBU0401   | 3/4" x 1/4"     | 50                | 300    |
| MBBU0402           | MGBU0402   | 3/4" x 3/8"     | 50                | 300    |
| MBBU0403           | MGBU0403   | 3/4" x 1/2"     | 75                | 300    |
| MBBU0500           | MGBU0500   | 1" x 1/8"       | 50                | 200    |
| MBBU0501           | MGBU0501   | 1" x 1/4"       | 50                | 200    |
| MBBU0502           | MGBU0502   | 1" x 3/8"       | 50                | 200    |
| MBBU0503           | MGBU0503   | 1" x 1/2"       | 50                | 200    |
| MBBU0504           | MGBU0504   | 1" x 3/4"       | 50                | 200    |
| MBBU0601           | MGBU0601   | 1-1/4" x 1/4"   | 30                | 120    |
| MBBU0602           | MGBU0602   | 1-1/4" x 3/8"   | 30                | 120    |
| MBBU0603           | MGBU0603   | 1-1/4" x 1/2"   | 30                | 120    |
| MBBU0604           | MGBU0604   | 1-1/4" x 3/4"   | 30                | 120    |
| MBBU0605           | MGBU0605   | 1-1/4" x 1"     | 30                | 120    |
| MBBU0700           | -          | 1-1/2" x 1/8"   | 25                | 75     |
| MBBU0701           | MGBU0701   | 1-1/2" x 1/4"   | 25                | 75     |
| MBBU0702           | MGBU0702   | 1-1/2" x 3/8"   | 25                | 75     |
| MBBU0703           | MGBU0703   | 1-1/2" x 1/2"   | 25                | 75     |
| MBBU0704           | MGBU0704   | 1-1/2" x 3/4"   | 25                | 75     |
| MBBU0705           | MGBU0705   | 1-1/2" x 1"     | 25                | 75     |
| MBBU0706           | MGBU0706   | 1-1/2" x 1-1/4" | 25                | 75     |
| MBBU0801           | MGBU0801   | 2" x 1/4"       | 20                | 60     |
| MBBU0802           | MGBU0802   | 2" x 3/8"       | 20                | 60     |

| MODEL NUMBER                   |            |                 | CARTON QUANTITIES |        |
|--------------------------------|------------|-----------------|-------------------|--------|
| BLACK                          | GALVANIZED | SIZE            | INNER             | MASTER |
| <b>Hex Bushing (Continued)</b> |            |                 |                   |        |
| MBBU0803                       | MGBU0803   | 2" x 1/2"       | 20                | 60     |
| MBBU0804                       | MGBU0804   | 2" x 3/4"       | 20                | 60     |
| MBBU0805                       | MGBU0805   | 2" x 1"         | 20                | 60     |
| MBBU0806                       | MGBU0806   | 2" x 1-1/4"     | 20                | 60     |
| MBBU0807                       | MGBU0807   | 2" x 1-1/2"     | 20                | 60     |
| MBBU0903                       | MGBU0903   | 2-1/2" x 1/2"   | 15                | 30     |
| MBBU0904                       | MGBU0904   | 2-1/2" x 3/4"   | 15                | 30     |
| MBBU0905                       | MGBU0905   | 2-1/2" x 1"     | 15                | 30     |
| MBBU0906                       | MGBU0906   | 2-1/2" x 1-1/4" | 15                | 30     |
| MBBU0907                       | MGBU0907   | 2-1/2" x 1-1/2" | 15                | 30     |
| MBBU0908                       | MGBU0908   | 2-1/2" x 2"     | 15                | 30     |
| MBBU1004                       | MGBU1004   | 3" x 3/4"       | 12                | 24     |
| MBBU1005                       | MGBU1005   | 3" x 1"         | 12                | 24     |
| MBBU1006                       | MGBU1006   | 3" x 1-1/4"     | 12                | 24     |
| MBBU1007                       | MGBU1007   | 3" x 1-1/2"     | 12                | 24     |
| MBBU1008                       | MGBU1008   | 3" x 2"         | 12                | 24     |
| MBBU1009                       | MGBU1009   | 3" x 2-1/2"     | 12                | 24     |
| MBBU10507                      | MGBU10507  | 3-1/2" x 1-1/2" | 8                 | 16     |
| MBBU10510                      | MGBU10510  | 3-1/2" x 3"     | 8                 | 16     |
| MBBU1105                       | MGBU1105   | 4" x 1"         | 5                 | 10     |
| MBBU1106                       | MGBU1106   | 4" x 1-1/4"     | 5                 | 10     |
| MBBU1107                       | MGBU1107   | 4" x 1-1/2"     | 5                 | 10     |
| MBBU1108                       | MGBU1108   | 4" x 2"         | 5                 | 10     |
| MBBU1109                       | MGBU1109   | 4" x 2-1/2"     | 5                 | 10     |
| MBBU1110                       | MGBU1110   | 4" x 3"         | 5                 | 10     |
| MBBU1210                       | MGBU1210   | 5" x 3"         | 2                 | 4      |
| MBBU1211                       | MGBU1211   | 5" x 4"         | 2                 | 4      |
| MBBU1308                       | MGBU1308   | 6" x 2"         | 2                 | 4      |
| MBBU1310                       | MGBU1310   | 6" x 3"         | 2                 | 4      |
| MBBU1311                       | MGBU1311   | 6" x 4"         | 2                 | 4      |
| MBBU1312                       | MGBU1312   | 6" x 5"         | 2                 | 4      |



# EXTRA HEAVY 300LB | Malleable Pipe Fittings

- China Fittings UL/FM Certified
- All Fittings are 100% Pressure Tested
- Meets All Applicable ANSI & ASTM Standards
  - 1/4" - 4" Diameter
  - Lead Free



*XH 90° Elbow*



*XH 45° Elbow*



*XH 90° Street Elbow*



*XH Tee*



*XH Reducing Tee*

| MODEL NUMBER        |            |        | CARTON QUANTITIES |        |
|---------------------|------------|--------|-------------------|--------|
| BLACK               | GALVANIZED | SIZE   | INNER             | MASTER |
| <b>XH 90° Elbow</b> |            |        |                   |        |
| MBXL9001            | MGXL9001   | 1/4"   | 90                | 360    |
| MBXL9002            | MGXL9002   | 3/8"   | 60                | 240    |
| MBXL9003            | MGXL9003   | 1/2"   | 40                | 80     |
| MBXL9004            | MGXL9004   | 3/4"   | 30                | 60     |
| MBXL9005            | MGXL9005   | 1"     | 20                | 40     |
| MBXL9006            | MGXL9006   | 1-1/4" | 12                | 24     |
| MBXL9007            | MGXL9007   | 1-1/2" | 8                 | 16     |
| MBXL9008            | MGXL9008   | 2"     | 6                 | 12     |
| MBXL9009            | MGXL9009   | 2-1/2" | 8                 | 16     |
| MBXL9010            | MGXL9010   | 3"     | 4                 | 8      |
| MBXL9011            | MGXL9011   | 4"     | 1                 | 2      |
| <b>XH 45° Elbow</b> |            |        |                   |        |
| MBXL4501            | MGXL4501   | 1/4"   | 90                | 360    |
| MBXL4502            | MGXL4502   | 3/8"   | 60                | 240    |
| MBXL4503            | MGXL4503   | 1/2"   | 40                | 80     |
| MBXL4504            | MGXL4504   | 3/4"   | 30                | 60     |
| MBXL4505            | MGXL4505   | 1"     | 20                | 40     |
| MBXL4506            | MGXL4506   | 1-1/4" | 12                | 24     |
| MBXL4507            | MGXL4507   | 1-1/2" | 8                 | 16     |
| MBXL4508            | MGXL4508   | 2"     | 6                 | 12     |
| MBXL4509            | MGXL4509   | 2-1/2" | 8                 | 16     |
| MBXL4510            | MGXL4510   | 3"     | 4                 | 8      |
| MBXL4511            | MGXL4511   | 4"     | 1                 | 2      |

| MODEL NUMBER               |            |                 | CARTON QUANTITIES |        |
|----------------------------|------------|-----------------|-------------------|--------|
| BLACK                      | GALVANIZED | SIZE            | INNER             | MASTER |
| <b>XH 90° Street Elbow</b> |            |                 |                   |        |
| MBXLST9001                 | MGXLST9001 | 1/4"            | 90                | 360    |
| MBXLST9002                 | MGXLST9002 | 3/8"            | 60                | 240    |
| MBXLST9003                 | MGXLST9003 | 1/2"            | 40                | 160    |
| MBXLST9004                 | MGXLST9004 | 3/4"            | 30                | 60     |
| MBXLST9005                 | MGXLST9005 | 1"              | 20                | 40     |
| MBXLST9006                 | MGXLST9006 | 1-1/4"          | 12                | 24     |
| MBXLST9007                 | MGXLST9007 | 1-1/2"          | 8                 | 16     |
| MBXLST9008                 | MGXLST9008 | 2"              | 6                 | 12     |
| MBXLST9011                 | -          | 4"              | 1                 | 2      |
| <b>XH Tee</b>              |            |                 |                   |        |
| MBXT01                     | MGXT01     | 1/4"            | 60                | 240    |
| MBXT02                     | MGXT02     | 3/8"            | 45                | 180    |
| MBXT03                     | MGXT03     | 1/2"            | 30                | 60     |
| MBXT04                     | MGXT04     | 3/4"            | 20                | 40     |
| MBXT05                     | MGXT05     | 1"              | 12                | 24     |
| MBXT06                     | MGXT06     | 1-1/4"          | 10                | 20     |
| MBXT07                     | MGXT07     | 1-1/2"          | 6                 | 12     |
| MBXT08                     | MGXT08     | 2"              | 4                 | 8      |
| MBXT09                     | MGXT09     | 2-1/2"          | 1                 | 2      |
| MBXT10                     | MGXT10     | 3"              | 1                 | 2      |
| MBXT11                     | MGXT11     | 4"              | 1                 | 2      |
| <b>XH Reducing Tee</b>     |            |                 |                   |        |
| MBXTR0403                  | MGXTR0403  | 3/4" x 1/2"     | 45                | 90     |
| MBXTR0503                  | MGXTR0503  | 1" x 1/2"       | 16                | 32     |
| MBXTR0504                  | MGXTR0504  | 1" x 3/4"       | 30                | 60     |
| MBXTR0604                  | MGXTR0604  | 1-1/4" x 3/4"   | 12                | 24     |
| MBXTR0605                  | MGXTR0605  | 1-1/4" x 1"     | 12                | 24     |
| MBXTR0705                  | MGXTR0705  | 1-1/2" x 1"     | 12                | 24     |
| MBXTR0706                  | -          | 1-1/2" x 1-1/4" | 12                | 24     |
| MBXTR0806                  | MGXTR0806  | 2" x 1-1/4"     | 10                | 20     |
| MBXTR0807                  | MGXTR0807  | 2" x 1-1/2"     | 10                | 20     |
| MBXTR0908                  | -          | 2-1/2" x 2"     | 4                 | 8      |
| MBXTR1008                  | -          | 3" x 2"         | 2                 | 4      |

# Malleable Pipe Fittings | 300LB EXTRA HEAVY

- China Fittings UL/FM Certified
- All Fittings are 100% Pressure Tested
- Meets All Applicable ANSI & ASTM Standards
- 1/4" - 4" Diameter
- Lead Free



XH Union



XH Cap



XH Coupling



XH Reducing Coupling

| MODEL NUMBER       |            |        | CARTON QUANTITIES |        |
|--------------------|------------|--------|-------------------|--------|
| BLACK              | GALVANIZED | SIZE   | INNER             | MASTER |
| <b>XH Union</b>    |            |        |                   |        |
| MBXUN00            | MGXUN00    | 1/8"   | 100               | 400    |
| MBXUN01            | MGXUN01    | 1/4"   | 60                | 240    |
| MBXUN02            | MGXUN02    | 3/8"   | 90                | 180    |
| MBXUN03            | MGXUN03    | 1/2"   | 40                | 80     |
| MBXUN04            | MGXUN04    | 3/4"   | 30                | 60     |
| MBXUN05            | MGXUN05    | 1"     | 18                | 36     |
| MBXUN06            | MGXUN06    | 1-1/4" | 12                | 24     |
| MBXUN07            | MGXUN07    | 1-1/2" | 10                | 20     |
| MBXUN08            | MGXUN08    | 2"     | 6                 | 12     |
| MBXUN09            | MGXUN09    | 2-1/2" | 6                 | 12     |
| MBXUN10            | MGXUN10    | 3"     | 4                 | 8      |
| MBXUN11            | MGXUN11    | 4"     | 2                 | 2      |
| <b>XH Cap</b>      |            |        |                   |        |
| MBXCA02            | MGXCA02    | 3/8"   | 60                | 240    |
| MBXCA03            | MGXCA03    | 1/2"   | 80                | 160    |
| MBXCA04            | MGXCA04    | 3/4"   | 50                | 100    |
| MBXCA05            | MGXCA05    | 1"     | 30                | 60     |
| MBXCA06            | MGXCA06    | 1-1/4" | 20                | 40     |
| MBXCA07            | MGXCA07    | 1-1/2" | 15                | 30     |
| MBXCA08            | MGXCA08    | 2"     | 10                | 20     |
| MBXCA09            | MGXCA09    | 2-1/2" | 8                 | 16     |
| MBXCA10            | MGXCA10    | 3"     | 5                 | 10     |
| MBXCA11            | MGXCA11    | 4"     | 3                 | 6      |
| <b>XH Coupling</b> |            |        |                   |        |
| MBXCP01            | MGXCP01    | 1/4"   | 100               | 400    |
| MBXCP02            | MGXCP02    | 3/8"   | 75                | 300    |
| MBXCP03            | MGXCP03    | 1/2"   | 40                | 80     |
| MBXCP04            | MGXCP04    | 3/4"   | 30                | 60     |
| MBXCP05            | MGXCP05    | 1"     | 20                | 40     |
| MBXCP06            | MGXCP06    | 1-1/4" | 12                | 24     |
| MBXCP07            | MGXCP07    | 1-1/2" | 12                | 24     |
| MBXCP08            | MGXCP08    | 2"     | 6                 | 12     |
| MBXCP09            | -          | 2-1/2" | 4                 | 8      |
| MBXCP10            | -          | 3"     | 3                 | 6      |
| MBXCP11            | MGXCP11    | 4"     | 2                 | 4      |

| MODEL NUMBER                |            |                 | CARTON QUANTITIES |        |
|-----------------------------|------------|-----------------|-------------------|--------|
| BLACK                       | GALVANIZED | SIZE            | INNER             | MASTER |
| <b>XH Reducing Coupling</b> |            |                 |                   |        |
| MBXCPR0201                  | -          | 3/8" x 1/4"     | 120               | 240    |
| MBXCPR0301                  | MGXCPR0301 | 1/2" x 1/4"     | 100               | 200    |
| MBXCPR0302                  | MGXCPR0302 | 1/2" x 3/8"     | 100               | 200    |
| MBXCPR0402                  | MGXCPR0402 | 3/4" x 3/8"     | 90                | 180    |
| MBXCPR0403                  | MGXCPR0403 | 3/4" x 1/2"     | 90                | 180    |
| MBXCPR0503                  | MGXCPR0503 | 1" x 1/2"       | 75                | 150    |
| MBXCPR0504                  | MGXCPR0504 | 1" x 3/4"       | 40                | 80     |
| MBXCPR0603                  | MGXCPR0603 | 1-1/4" x 1/2"   | 35                | 70     |
| MBXCPR0604                  | MGXCPR0604 | 1-1/4" x 3/4"   | 35                | 70     |
| MBXCPR0605                  | MGXCPR0605 | 1-1/4" x 1"     | 20                | 40     |
| MBXCPR0703                  | MGXCPR0703 | 1-1/2" x 1/2"   | 30                | 60     |
| MBXCPR0704                  | MGXCPR0704 | 1-1/2" x 3/4"   | 30                | 60     |
| MBXCPR0705                  | MGXCPR0705 | 1-1/2" x 1"     | 18                | 36     |
| MBXCPR0706                  | MGXCPR0706 | 1-1/2" x 1-1/4" | 18                | 36     |
| MBXCPR0803                  | MGXCPR0803 | 2" x 1/2"       | 12                | 24     |
| MBXCPR0804                  | MGXCPR0804 | 2" x 3/4"       | 16                | 32     |
| MBXCPR0805                  | MGXCPR0805 | 2" x 1"         | 12                | 24     |
| MBXCPR0806                  | MGXCPR0806 | 2" x 1-1/4"     | 8                 | 16     |
| MBXCPR0807                  | MGXCPR0807 | 2" x 1-1/2"     | 8                 | 16     |
| MBXCPR0908                  | MGXCPR0908 | 2-1/2" x 2"     | 4                 | 8      |
| MBXCPR1008                  | -          | 3" x 2"         | 4                 | 8      |
| MBXCPR1009                  | -          | 3" x 2-1/2"     | 4                 | 8      |

# Cast Iron Threaded Fittings

- Conforms with ANSI B16.4 Standards
- Stocked in Sizes 1/2" - 4"



90° Elbow




Tee



Bull Head Tee



45° Elbow



Reducing Coupling

|                  |        | CARTON QUANTITIES |        |
|------------------|--------|-------------------|--------|
| MODEL NUMBER     | SIZE   | INNER             | MASTER |
| <b>90° Elbow</b> |        |                   |        |
| CIL9003          | 1/2"   | 75                | 150    |
| CIL9004          | 3/4"   | 50                | 100    |
| CIL9005          | 1"     | 30                | 60     |
| CIL9006          | 1-1/4" | 18                | 36     |
| CIL9007          | 1-1/2" | 13                | 26     |
| CIL9008          | 2"     | 7                 | 14     |
| CIL9009          | 2-1/2" | 1                 | 6      |
| CIL9010          | 3"     | 1                 | 10     |
| CIL9011          | 4"     | 1                 | 8      |
| <b>45° Elbow</b> |        |                   |        |
| CIL4503          | 1/2"   | 75                | 150    |
| CIL4504          | 3/4"   | 50                | 100    |
| CIL4505          | 1"     | 35                | 70     |
| CIL4506          | 1-1/4" | 20                | 40     |
| CIL4507          | 1-1/2" | 15                | 30     |
| CIL4508          | 2"     | 9                 | 18     |
| CIL4509          | 2-1/2" | 5                 | 20     |
| CIL4510          | 3"     | 5                 | 15     |
| CIL4511          | 4"     | 5                 | 15     |

|                          |                          | CARTON QUANTITIES |        |
|--------------------------|--------------------------|-------------------|--------|
| MODEL NUMBER             | SIZE                     | INNER             | MASTER |
| <b>Tee</b>               |                          |                   |        |
| CIT03                    | 1/2"                     | 1                 | 100    |
| CIT04                    | 3/4"                     | 1                 | 60     |
| CIT05                    | 1"                       | 26                | 52     |
| CIT06                    | 1-1/4"                   | 1                 | 29     |
| CIT07                    | 1-1/2"                   | 11                | 22     |
| CIT08                    | 2"                       | 6                 | 12     |
| CIT09                    | 2-1/2"                   | 1                 | 6      |
| CIT10                    | 3"                       | 5                 | 10     |
| CIT11                    | 4"                       | 1                 | 8      |
| <b>Bull Head Tee</b>     |                          |                   |        |
| CIRT050506               | 1" x 1" x 1-1/4"         | 21                | 42     |
| CIRT050507               | 1" x 1" x 1-1/2"         | 17                | 34     |
| CIRT060507               | 1-1/4" x 1" x 1-1/2"     | 1                 | 27     |
| CIRT060607               | 1-1/4" x 1-1/4" x 1-1/2" | 12                | 24     |
| CIRT060608               | 1-1/4" x 1-1/4" x 2"     | 10                | 20     |
| CIRT070608               | 1-1/2" x 1-1/4" x 2"     | 1                 | 17     |
| CIRT070708               | 1-1/2" x 1-1/2" x 2"     | 9                 | 18     |
| <b>Reducing Coupling</b> |                          |                   |        |
| CIRC0503                 | 1" x 1/2"                | 50                | 100    |
| CIRC0504                 | 1" x 3/4"                | 50                | 100    |
| CIRC0605                 | 1-1/4" x 1"              | 25                | 50     |
| CIRC0805                 | 2" x 1"                  | 1                 | 50     |

# Cast Iron Threaded Fittings

- Conforms with ANSI B16.4 Standards
- Stocked in Sizes 1/2" - 4"



90° Reducing Elbow



Reducing Tee

Cast Iron Threaded Fittings

|                           |                        | CARTON QUANTITIES |        |
|---------------------------|------------------------|-------------------|--------|
| MODEL NUMBER              | SIZE                   | INNER             | MASTER |
| <b>90° Reducing Elbow</b> |                        |                   |        |
| CIRL0403                  | 3/4" x 1/2"            | 1                 | 125    |
| CIRL0503                  | 1" x 1/2"              | 50                | 100    |
| CIRL0504                  | 1" x 3/4"              | 40                | 80     |
| CIRL0603                  | 1-1/4" x 1/2"          | 35                | 70     |
| CIRL0604                  | 1-1/4" x 3/4"          | 1                 | 55     |
| CIRL0605                  | 1-1/4" x 1"            | 1                 | 45     |
| CIRL0703                  | 1-1/2" x 1/2"          | 25                | 50     |
| CIRL0704                  | 1-1/2" x 3/4"          | 20                | 40     |
| CIRL0705                  | 1-1/2" x 1"            | 18                | 36     |
| CIRL0706                  | 1-1/2" x 1-1/4"        | 14                | 28     |
| CIRL0803                  | 2" x 1/2"              | 16                | 32     |
| CIRL0804                  | 2" x 3/4"              | 16                | 32     |
| CIRL0805                  | 2" x 1"                | 13                | 26     |
| CIRL0806                  | 2" x 1-1/4"            | 11                | 22     |
| CIRL0807                  | 2" x 1-1/2"            | 9                 | 18     |
| CIRL0905                  | 2-1/2" x 1"            | 1                 | 15     |
| CIRL0908                  | 2-1/2" x 2"            | 1                 | 15     |
| CIRL1008                  | 3" x 2"                | 1                 | 8      |
| <b>Reducing Tee</b>       |                        |                   |        |
| CIRT0503                  | 1" x 1/2"              | 1                 | 60     |
| CIRT050305                | 1" x 1/2" x 1"         | 28                | 56     |
| CIRT0504                  | 1" x 3/4"              | 1                 | 50     |
| CIRT050405                | 1" x 3/4" x 1"         | 1                 | 50     |
| CIRT0603                  | 1-1/4" x 1/2"          | 1                 | 30     |
| CIRT060306                | 1-1/4" x 1/2" x 1-1/4" | 1                 | 30     |
| CIRT0604                  | 1-1/4" x 3/4"          | 1                 | 30     |
| CIRT060406                | 1-1/4" x 3/4" x 1-1/4" | 1                 | 30     |
| CIRT0605                  | 1-1/4" x 1"            | 1                 | 30     |
| CIRT060503                | 1-1/4" x 1" x 1/2"     | 25                | 50     |
| CIRT060504                | 1-1/4" x 1" x 3/4"     | 1                 | 45     |
| CIRT060505                | 1-1/4" x 1" x 1"       | 19                | 35     |
| CIRT060506                | 1-1/4" x 1" x 1-1/4"   | 1                 | 33     |

|                                 |                          | CARTON QUANTITIES |        |
|---------------------------------|--------------------------|-------------------|--------|
| MODEL NUMBER                    | SIZE                     | INNER             | MASTER |
| <b>Reducing Tee (Continued)</b> |                          |                   |        |
| CIRT0703                        | 1-1/2" x 1/2"            | 1                 | 30     |
| CIRT070306                      | 1-1/2" x 1/2" x 1-1/4"   | 1                 | 20     |
| CIRT070307                      | 1-1/2" x 1/2" x 1-1/2"   | 1                 | 20     |
| CIRT0704                        | 1-1/2" x 3/4"            | 1                 | 30     |
| CIRT070406                      | 1-1/2" x 3/4" x 1-1/4"   | 1                 | 20     |
| CIRT070407                      | 1-1/2" x 3/4" x 1-1/2"   | 1                 | 20     |
| CIRT0705                        | 1-1/2" x 1"              | 1                 | 25     |
| CIRT070503                      | 1-1/2" x 1" x 1/2"       | 20                | 40     |
| CIRT070504                      | 1-1/2" x 1" x 3/4"       | 18                | 36     |
| CIRT070505                      | 1-1/2" x 1" x 1"         | 16                | 32     |
| CIRT070506                      | 1-1/2" x 1" x 1-1/4"     | 1                 | 27     |
| CIRT070507                      | 1-1/2" x 1" x 1-1/2"     | 12                | 24     |
| CIRT0706                        | 1-1/2" x 1-1/4"          | 1                 | 20     |
| CIRT070603                      | 1-1/2" x 1-1/4" x 1/2"   | 15                | 30     |
| CIRT070604                      | 1-1/2" x 1-1/4" x 3/4"   | 15                | 30     |
| CIRT070605                      | 1-1/2" x 1-1/4" x 1"     | 15                | 30     |
| CIRT070606                      | 1-1/2" x 1-1/4" x 1-1/4" | 1                 | 25     |
| CIRT070607                      | 1-1/2" x 1-1/4" x 1-1/2" | 11                | 22     |
| CIRT0803                        | 2" x 1/2"                | 1                 | 18     |
| CIRT0804                        | 2" x 3/4"                | 1                 | 18     |
| CIRT0805                        | 2" x 1"                  | 1                 | 15     |
| CIRT080508                      | 2" x 1" x 2"             | 8                 | 16     |
| CIRT0806                        | 2" x 1-1/4"              | 1                 | 15     |
| CIRT080608                      | 2" x 1-1/4" x 2"         | 6                 | 12     |
| CIRT0807                        | 2" x 1-1/2"              | 1                 | 15     |
| CIRT080703                      | 2" x 1-1/2" x 1/2"       | 12                | 24     |
| CIRT080704                      | 2" x 1-1/2" x 3/4"       | 12                | 24     |
| CIRT080705                      | 2" x 1-1/2" x 1"         | 1                 | 19     |
| CIRT080706                      | 2" x 1-1/2" x 1-1/4"     | 8                 | 16     |
| CIRT080707                      | 2" x 1-1/2" x 1-1/2"     | 8                 | 16     |
| CIRT080708                      | 2" x 1-1/2" x 2"         | 7                 | 14     |
| CIRT1006                        | 3" x 1-1/4"              | 1                 | 10     |
| CIRT1007                        | 3" x 1-1/2"              | 1                 | 10     |
| CIRT1008                        | 3" x 2"                  | 1                 | 10     |





# CLASS 2000 THREADED | Forged Steel Fittings



90° Elbow  
Class 2000



Tee  
Class 2000



45° Elbow  
Class 2000



Cross  
Class 2000

- Meets All Applicable ANSI & MSS Standards
  - Material Conforms with ASTM A105
  - Stocked in Class 2000, 3000 & 6000
- Material Test Reports (MTRS) Available
  - Stocked in Sizes 1/8" - 4"

Forged Steel Fittings | Class 2000 Threaded

|                  |        | CARTON QUANTITIES |        |
|------------------|--------|-------------------|--------|
| MODEL NUMBER     | SIZE   | INNER             | MASTER |
| <b>90° Elbow</b> |        |                   |        |
| FT2L9001         | 1/4"   | 150               | 150    |
| FT2L9002         | 3/8"   | 100               | 100    |
| FT2L9003         | 1/2"   | 80                | 80     |
| FT2L9004         | 3/4"   | 50                | 50     |
| FT2L9005         | 1"     | 30                | 30     |
| FT2L9006         | 1-1/4" | 20                | 20     |
| FT2L9007         | 1-1/2" | 15                | 15     |
| FT2L9008         | 2"     | 8                 | 8      |
| FT2L9009         | 2-1/2" | 4                 | 4      |
| FT2L9010         | 3"     | 2                 | 2      |
| FT2L9011         | 4"     | 1                 | 1      |
| <b>45° Elbow</b> |        |                   |        |
| FT2L4501         | 1/4"   | 150               | 150    |
| FT2L4502         | 3/8"   | 100               | 100    |
| FT2L4503         | 1/2"   | 80                | 80     |
| FT2L4504         | 3/4"   | 50                | 50     |
| FT2L4505         | 1"     | 30                | 30     |
| FT2L4506         | 1-1/4" | 20                | 20     |
| FT2L4507         | 1-1/2" | 15                | 15     |
| FT2L4508         | 2"     | 10                | 10     |
| FT2L4509         | 2-1/2" | 5                 | 5      |
| FT2L4510         | 3"     | 2                 | 2      |
| FT2L4511         | 4"     | 1                 | 1      |

|              |        | CARTON QUANTITIES |        |
|--------------|--------|-------------------|--------|
| MODEL NUMBER | SIZE   | INNER             | MASTER |
| <b>Tee</b>   |        |                   |        |
| FT2T01       | 1/4"   | 100               | 100    |
| FT2T02       | 3/8"   | 80                | 80     |
| FT2T03       | 1/2"   | 50                | 50     |
| FT2T04       | 3/4"   | 35                | 35     |
| FT2T05       | 1"     | 20                | 20     |
| FT2T06       | 1-1/4" | 15                | 15     |
| FT2T07       | 1-1/2" | 10                | 10     |
| FT2T08       | 2"     | 6                 | 6      |
| FT2T09       | 2-1/2" | 3                 | 3      |
| FT2T10       | 3"     | 2                 | 2      |
| FT2T11       | 4"     | 1                 | 1      |
| <b>Cross</b> |        |                   |        |
| FT2CR01      | 1/4"   | 40                | 40     |
| FT2CR02      | 3/8"   | 40                | 40     |
| FT2CR03      | 1/2"   | 40                | 40     |
| FT2CR04      | 3/4"   | 30                | 30     |
| FT2CR05      | 1"     | 20                | 20     |
| FT2CR06      | 1-1/4" | 10                | 10     |
| FT2CR07      | 1-1/2" | 6                 | 6      |
| FT2CR08      | 2"     | 4                 | 4      |
| FT2CR09      | 2-1/2" | 3                 | 3      |

# Forged Steel Fittings | CLASS 3000 THREADED

- Meets All Applicable ANSI & MSS Standards
- Material Conforms with ASTM A105
- Stocked in Class 2000, 3000 & 6000
- Material Test Reports (MTRS) Available
- Stocked in Sizes 1/8" - 4"



90° Elbow  
Class 3000



45° Elbow  
Class 3000



90° Street Elbow  
Class 3000



Tee  
Class 3000



Reducer Tee  
Class 3000



Cross  
Class 3000

|                         |        | CARTON QUANTITIES |        |
|-------------------------|--------|-------------------|--------|
| MODEL NUMBER            | SIZE   | INNER             | MASTER |
| <b>90° Elbow</b>        |        |                   |        |
| FT3L9000                | 1/8"   | 100               | 100    |
| FT3L9001                | 1/4"   | 100               | 100    |
| FT3L9002                | 3/8"   | 80                | 80     |
| FT3L9003                | 1/2"   | 50                | 50     |
| FT3L9004                | 3/4"   | 25                | 25     |
| FT3L9005                | 1"     | 20                | 20     |
| FT3L9006                | 1-1/4" | 15                | 15     |
| FT3L9007                | 1-1/2" | 6                 | 6      |
| FT3L9008                | 2"     | 5                 | 5      |
| FT3L9009                | 2-1/2" | 2                 | 2      |
| FT3L9010                | 3"     | 2                 | 2      |
| FT3L9011                | 4"     | 1                 | 1      |
| <b>45° Elbow</b>        |        |                   |        |
| FT3L4500                | 1/8"   | 100               | 100    |
| FT3L4501                | 1/4"   | 100               | 100    |
| FT3L4502                | 3/8"   | 80                | 80     |
| FT3L4503                | 1/2"   | 50                | 50     |
| FT3L4504                | 3/4"   | 30                | 30     |
| FT3L4505                | 1"     | 20                | 20     |
| FT3L4506                | 1-1/4" | 15                | 15     |
| FT3L4507                | 1-1/2" | 8                 | 8      |
| FT3L4508                | 2"     | 6                 | 6      |
| FT3L4509                | 2-1/2" | 2                 | 2      |
| FT3L4510                | 3"     | 2                 | 2      |
| FT3L4511                | 4"     | 1                 | 1      |
| <b>90° Street Elbow</b> |        |                   |        |
| FT3LST9000              | 1/8"   | 25                | 25     |
| FT3LST9001              | 1/4"   | 150               | 150    |
| FT3LST9002              | 3/8"   | 80                | 80     |
| FT3LST9003              | 1/2"   | 50                | 50     |
| FT3LST9004              | 3/4"   | 30                | 30     |
| FT3LST9005              | 1"     | 20                | 20     |
| FT3LST9006              | 1-1/4" | 15                | 15     |
| FT3LST9007              | 1-1/2" | 8                 | 8      |
| FT3LST9008              | 2"     | 5                 | 5      |

|                    |               | CARTON QUANTITIES |        |
|--------------------|---------------|-------------------|--------|
| MODEL NUMBER       | SIZE          | INNER             | MASTER |
| <b>Tee</b>         |               |                   |        |
| FT3T00             | 1/8"          | 80                | 80     |
| FT3T01             | 1/4"          | 80                | 80     |
| FT3T02             | 3/8"          | 50                | 50     |
| FT3T03             | 1/2"          | 35                | 35     |
| FT3T04             | 3/4"          | 20                | 20     |
| FT3T05             | 1"            | 15                | 15     |
| FT3T06             | 1-1/4"        | 10                | 10     |
| FT3T07             | 1-1/2"        | 5                 | 5      |
| FT3T08             | 2"            | 4                 | 4      |
| FT3T09             | 2-1/2"        | 2                 | 2      |
| FT3T10             | 3"            | 1                 | 1      |
| FT3T11             | 4"            | 1                 | 1      |
| <b>Reducer Tee</b> |               |                   |        |
| FT3RT0403          | 3/4" x 1/2"   | 1                 | 1      |
| FT3RT0504          | 1" x 3/4"     | 1                 | 1      |
| FT3RT0704          | 1-1/2" x 3/4" | 1                 | 1      |
| FT3RT0705          | 1-1/2" x 1"   | 1                 | 1      |
| <b>Cross</b>       |               |                   |        |
| FT3CR00            | 1/8"          | 40                | 40     |
| FT3CR02            | 3/8"          | 20                | 20     |
| FT3CR03            | 1/2"          | 30                | 30     |
| FT3CR04            | 3/4"          | 20                | 20     |
| FT3CR05            | 1"            | 12                | 12     |
| FT3CR06            | 1-1/4"        | 6                 | 6      |
| FT3CR07            | 1-1/2"        | 4                 | 4      |
| FT3CR08            | 2"            | 4                 | 4      |
| FT3CR09            | 2-1/2"        | 2                 | 2      |
| FT3CR10            | 3"            | 2                 | 2      |

# CLASS 3000 THREADED | Forged Steel Fittings



Couplings  
Class 3000



Half Coupling  
Class 3000



Cap  
Class 3000



Reducer Coupling  
Class 3000



Union  
Class 3000

|                      |        | CARTON QUANTITIES |        |
|----------------------|--------|-------------------|--------|
| MODEL NUMBER         | SIZE   | INNER             | MASTER |
| <b>Coupling</b>      |        |                   |        |
| FT3CP00              | 1/8"   | 15                | 15     |
| FT3CP01              | 1/4"   | 250               | 250    |
| FT3CP02              | 3/8"   | 200               | 200    |
| FT3CP03              | 1/2"   | 100               | 100    |
| FT3CP04              | 3/4"   | 70                | 70     |
| FT3CP05              | 1"     | 35                | 35     |
| FT3CP06              | 1-1/4" | 20                | 20     |
| FT3CP07              | 1-1/2" | 15                | 15     |
| FT3CP08              | 2"     | 10                | 10     |
| FT3CP09              | 2-1/2" | 5                 | 5      |
| FT3CP10              | 3"     | 3                 | 3      |
| FT3CP11              | 4"     | 2                 | 2      |
| <b>Half Coupling</b> |        |                   |        |
| FT3HC00              | 1/8"   | 800               | 800    |
| FT3HC01              | 1/4"   | 800               | 800    |
| FT3HC02              | 3/8"   | 500               | 500    |
| FT3HC03              | 1/2"   | 250               | 250    |
| FT3HC04              | 3/4"   | 150               | 150    |
| FT3HC05              | 1"     | 80                | 80     |
| FT3HC06              | 1-1/4" | 35                | 35     |
| FT3HC07              | 1-1/2" | 30                | 30     |
| FT3HC08              | 2"     | 20                | 20     |
| FT3HC09              | 2-1/2" | 12                | 12     |
| FT3HC10              | 3"     | 6                 | 6      |
| FT3HC11              | 4"     | 4                 | 4      |
| <b>Cap</b>           |        |                   |        |
| FT3CA00              | 1/8"   | 300               | 300    |
| FT3CA01              | 1/4"   | 300               | 300    |
| FT3CA02              | 3/8"   | 250               | 250    |
| FT3CA03              | 1/2"   | 130               | 130    |
| FT3CA04              | 3/4"   | 80                | 80     |
| FT3CA05              | 1"     | 50                | 50     |
| FT3CA06              | 1-1/4" | 30                | 30     |
| FT3CA07              | 1-1/2" | 25                | 25     |
| FT3CA08              | 2"     | 15                | 15     |
| FT3CA09              | 2-1/2" | 10                | 10     |
| FT3CA10              | 3"     | 4                 | 4      |
| FT3CA11              | 4"     | 3                 | 3      |

|                         |                 | CARTON QUANTITIES |        |
|-------------------------|-----------------|-------------------|--------|
| MODEL NUMBER            | SIZE            | INNER             | MASTER |
| <b>Reducer Coupling</b> |                 |                   |        |
| FT3RC0100               | 1/4" x 1/8"     | 250               | 250    |
| FT3RC0200               | 3/8" x 1/8"     | 200               | 200    |
| FT3RC0201               | 3/8" x 1/4"     | 200               | 200    |
| FT3RC0300               | 1/2" x 1/8"     | 100               | 100    |
| FT3RC0301               | 1/2" x 1/4"     | 100               | 100    |
| FT3RC0302               | 1/2" x 3/8"     | 100               | 100    |
| FT3RC0400               | 3/4" x 1/8"     | 70                | 70     |
| FT3RC0401               | 3/4" x 1/4"     | 70                | 70     |
| FT3RC0402               | 3/4" x 3/8"     | 70                | 70     |
| FT3RC0403               | 3/4" x 1/2"     | 70                | 70     |
| FT3RC0500               | 1" x 1/8"       | 35                | 35     |
| FT3RC0501               | 1" x 1/4"       | 35                | 35     |
| FT3RC0502               | 1" x 3/8"       | 35                | 35     |
| FT3RC0503               | 1" x 1/2"       | 35                | 35     |
| FT3RC0504               | 1" x 3/4"       | 35                | 35     |
| FT3RC0601               | 1-1/4" x 1/4"   | 20                | 20     |
| FT3RC0603               | 1-1/4" x 1/2"   | 20                | 20     |
| FT3RC0604               | 1-1/4" x 3/4"   | 20                | 20     |
| FT3RC0605               | 1-1/4" x 1"     | 20                | 20     |
| FT3RC0702               | 1-1/2" x 3/8"   | 15                | 15     |
| FT3RC0703               | 1-1/2" x 1/2"   | 15                | 15     |
| FT3RC0704               | 1-1/2" x 3/4"   | 15                | 15     |
| FT3RC0705               | 1-1/2" x 1"     | 15                | 15     |
| FT3RC0706               | 1-1/2" x 1-1/4" | 15                | 15     |
| FT3RC0803               | 2" x 1/2"       | 10                | 10     |
| FT3RC0804               | 2" x 3/4"       | 10                | 10     |
| FT3RC0805               | 2" x 1"         | 10                | 10     |
| FT3RC0806               | 2" x 1-1/4"     | 10                | 10     |
| FT3RC0807               | 2" x 1-1/2"     | 10                | 10     |
| FT3RC0908               | 2-1/2" x 2"     | 5                 | 5      |
| <b>Union</b>            |                 |                   |        |
| FT3UN00                 | 1/8"            | 70                | 70     |
| FT3UN01                 | 1/4"            | 70                | 70     |
| FT3UN02                 | 3/8"            | 70                | 70     |
| FT3UN03                 | 1/2"            | 50                | 50     |
| FT3UN04                 | 3/4"            | 30                | 30     |
| FT3UN05                 | 1"              | 20                | 20     |
| FT3UN06                 | 1-1/4"          | 14                | 14     |
| FT3UN07                 | 1-1/2"          | 10                | 10     |
| FT3UN08                 | 2"              | 6                 | 6      |
| FT3UN09                 | 2-1/2"          | 3                 | 3      |
| FT3UN10                 | 3"              | 2                 | 2      |

# Forged Steel Fittings | THREADED

- Meets All Applicable ANSI & MSS Standards
- Material Conforms with ASTM A105
- Stocked in Class 2000, 3000 & 6000
- Material Test Reports (MTRS) Available
- Stocked in Sizes 1/8" - 4"



Square Head Plug  
Threaded



Hex Bushing  
Threaded



Hex Head Plug  
Threaded



Round Head Plug  
Threaded

|                         |        | CARTON QUANTITIES |        |
|-------------------------|--------|-------------------|--------|
| MODEL NUMBER            | SIZE   | INNER             | MASTER |
| <b>Square Head Plug</b> |        |                   |        |
| FTSP00                  | 1/8"   | 800               | 800    |
| FTSP01                  | 1/4"   | 800               | 800    |
| FTSP02                  | 3/8"   | 500               | 500    |
| FTSP03                  | 1/2"   | 300               | 300    |
| FTSP04                  | 3/4"   | 200               | 200    |
| FTSP05                  | 1"     | 150               | 150    |
| FTSP06                  | 1-1/4" | 80                | 80     |
| FTSP07                  | 1-1/2" | 50                | 50     |
| FTSP08                  | 2"     | 30                | 30     |
| FTSP09                  | 2-1/2" | 15                | 15     |
| FTSP10                  | 3"     | 10                | 10     |
| FTSP11                  | 4"     | 3                 | 3      |
| <b>Hex Head Plug</b>    |        |                   |        |
| FTHP00                  | 1/8"   | 800               | 800    |
| FTHP01                  | 1/4"   | 800               | 800    |
| FTHP02                  | 3/8"   | 600               | 600    |
| FTHP03                  | 1/2"   | 250               | 250    |
| FTHP04                  | 3/4"   | 150               | 150    |
| FTHP05                  | 1"     | 100               | 100    |
| FTHP06                  | 1-1/4" | 35                | 35     |
| FTHP07                  | 1-1/2" | 25                | 25     |
| FTHP08                  | 2"     | 20                | 20     |
| FTHP09                  | 2-1/2" | 8                 | 8      |
| FTHP10                  | 3"     | 6                 | 6      |
| FTHP11                  | 4"     | 3                 | 3      |
| <b>Round Head Plug</b>  |        |                   |        |
| FTRP00                  | 1/8"   | 250               | 250    |
| FTRP01                  | 1/4"   | 250               | 250    |
| FTRP02                  | 3/8"   | 200               | 200    |
| FTRP03                  | 1/2"   | 150               | 150    |
| FTRP04                  | 3/4"   | 100               | 100    |
| FTRP05                  | 1"     | 80                | 80     |
| FTRP07                  | 1-1/2" | 30                | 30     |
| FTRP08                  | 2"     | 15                | 15     |

|                    |                 | CARTON QUANTITIES |        |
|--------------------|-----------------|-------------------|--------|
| MODEL NUMBER       | SIZE            | INNER             | MASTER |
| <b>Hex Bushing</b> |                 |                   |        |
| FTBU0100           | 1/4" x 1/8"     | 600               | 600    |
| FTBU0201           | 3/8" x 1/4"     | 500               | 500    |
| FTBU0300           | 1/2" x 1/8"     | 400               | 400    |
| FTBU0301           | 1/2" x 1/4"     | 400               | 400    |
| FTBU0302           | 1/2" x 3/8"     | 400               | 400    |
| FTBU0400           | 3/4" x 1/8"     | 200               | 200    |
| FTBU0401           | 3/4" x 1/4"     | 200               | 200    |
| FTBU0402           | 3/4" x 3/8"     | 200               | 200    |
| FTBU0403           | 3/4" x 1/2"     | 200               | 200    |
| FTBU0501           | 1" x 1/4"       | 100               | 100    |
| FTBU0502           | 1" x 3/8"       | 100               | 100    |
| FTBU0503           | 1" x 1/2"       | 100               | 100    |
| FTBU0504           | 1" x 3/4"       | 100               | 100    |
| FTBU0604           | 1-1/4" x 3/4"   | 60                | 60     |
| FTBU0605           | 1-1/4" x 1"     | 60                | 60     |
| FTBU0704           | 1-1/2" x 3/4"   | 50                | 50     |
| FTBU0705           | 1-1/2" x 1"     | 50                | 50     |
| FTBU0706           | 1-1/2" x 1-1/4" | 50                | 50     |
| FTBU0801           | 2" x 1/4"       | 25                | 25     |
| FTBU0802           | 2" x 3/8"       | 25                | 25     |
| FTBU0803           | 2" x 1/2"       | 25                | 25     |
| FTBU0804           | 2" x 3/4"       | 25                | 25     |
| FTBU0805           | 2" x 1"         | 25                | 25     |
| FTBU0806           | 2" x 1-1/4"     | 25                | 25     |
| FTBU0807           | 2" x 1-1/2"     | 25                | 25     |
| FTBU0905           | 2-1/2" x 1"     | 15                | 15     |
| FTBU0907           | 2-1/2" x 1-1/2" | 15                | 15     |
| FTBU0908           | 2-1/2" x 2"     | 15                | 15     |
| FTBU1005           | 3" x 1"         | 10                | 10     |
| FTBU1008           | 3" x 2"         | 10                | 10     |
| FTBU1009           | 3" x 2-1/2"     | 10                | 10     |
| FTBU1105           | 4" x 1"         | 5                 | 5      |
| FTBU1108           | 4" x 2"         | 5                 | 5      |
| FTBU1110           | 4" x 3"         | 5                 | 5      |



# CLASS 3000 SOCKET WELD | Forged Steel Fittings

- Meets All Applicable ANSI & MSS Standards
  - Material Conforms with ASTM A105
  - Stocked in Class 2000, 3000 & 6000
- Material Test Reports (MTRS) Available
  - Stocked in Sizes 1/8" - 4"



90° Elbow  
Class 3000



45° Elbow  
Class 3000



Tee  
Class 3000



Cross  
Class 3000

|                  |        | CARTON QUANTITIES |        |
|------------------|--------|-------------------|--------|
| MODEL NUMBER     | SIZE   | INNER             | MASTER |
| <b>90° Elbow</b> |        |                   |        |
| FW3L9000         | 1/8"   | 150               | 150    |
| FW3L9001         | 1/4"   | 150               | 150    |
| FW3L9002         | 3/8"   | 100               | 100    |
| FW3L9003         | 1/2"   | 80                | 80     |
| FW3L9004         | 3/4"   | 50                | 50     |
| FW3L9005         | 1"     | 30                | 30     |
| FW3L9006         | 1-1/4" | 20                | 20     |
| FW3L9007         | 1-1/2" | 15                | 15     |
| FW3L9008         | 2"     | 8                 | 8      |
| FW3L9009         | 2-1/2" | 4                 | 4      |
| FW3L9010         | 3"     | 2                 | 2      |
| FW3L9011         | 4"     | 1                 | 1      |

|                  |        | CARTON QUANTITIES |        |
|------------------|--------|-------------------|--------|
| MODEL NUMBER     | SIZE   | INNER             | MASTER |
| <b>45° Elbow</b> |        |                   |        |
| FW3L4500         | 1/8"   | 150               | 150    |
| FW3L4501         | 1/4"   | 150               | 150    |
| FW3L4502         | 3/8"   | 100               | 100    |
| FW3L4503         | 1/2"   | 80                | 80     |
| FW3L4504         | 3/4"   | 50                | 50     |
| FW3L4505         | 1"     | 30                | 30     |
| FW3L4506         | 1-1/4" | 20                | 20     |
| FW3L4507         | 1-1/2" | 15                | 15     |
| FW3L4508         | 2"     | 10                | 10     |
| FW3L4509         | 2-1/2" | 5                 | 5      |
| FW3L4510         | 3"     | 2                 | 2      |
| FW3L4511         | 4"     | 1                 | 1      |
| <b>Tee</b>       |        |                   |        |
| FW3T00           | 1/8"   | 100               | 100    |
| FW3T01           | 1/4"   | 100               | 100    |
| FW3T02           | 3/8"   | 80                | 80     |
| FW3T03           | 1/2"   | 50                | 50     |
| FW3T04           | 3/4"   | 35                | 35     |
| FW3T05           | 1"     | 20                | 20     |
| FW3T06           | 1-1/4" | 15                | 15     |
| FW3T07           | 1-1/2" | 10                | 10     |
| FW3T08           | 2"     | 6                 | 6      |
| FW3T09           | 2-1/2" | 3                 | 3      |
| FW3T10           | 3"     | 2                 | 2      |
| FW3T11           | 4"     | 1                 | 1      |
| <b>Cross</b>     |        |                   |        |
| FW3CR00          | 1/8"   | 40                | 40     |
| FW3CR01          | 1/4"   | 40                | 40     |
| FW3CR02          | 3/8"   | 40                | 40     |
| FW3CR03          | 1/2"   | 40                | 40     |
| FW3CR04          | 3/4"   | 30                | 30     |
| FW3CR05          | 1"     | 20                | 20     |
| FW3CR06          | 1-1/4" | 10                | 10     |
| FW3CR07          | 1-1/2" | 6                 | 6      |
| FW3CR08          | 2"     | 4                 | 4      |
| FW3CR09          | 2-1/2" | 3                 | 3      |
| FW3CR10          | 3"     | 2                 | 2      |

# Forged Steel Fittings | CLASS 3000 SOCKET WELD

- Meets All Applicable ANSI & MSS Standards
- Material Conforms with ASTM A105
- Stocked in Class 2000, 3000 & 6000
- Material Test Reports (MTRS) Available
- Stocked in Sizes 1/8" - 4"

Forged Steel Fittings | Class 3000 Socket Weld

| CARTON QUANTITIES |        |       |        |
|-------------------|--------|-------|--------|
| MODEL NUMBER      | SIZE   | INNER | MASTER |
| <b>Cap</b>        |        |       |        |
| FW3CA00           | 1/8"   | 300   | 300    |
| FW3CA01           | 1/4"   | 300   | 300    |
| FW3CA02           | 3/8"   | 250   | 250    |
| FW3CA03           | 1/2"   | 130   | 130    |
| FW3CA04           | 3/4"   | 80    | 80     |
| FW3CA05           | 1"     | 50    | 50     |
| FW3CA06           | 1-1/4" | 30    | 30     |
| FW3CA07           | 1-1/2" | 25    | 25     |
| FW3CA08           | 2"     | 15    | 15     |
| FW3CA09           | 2-1/2" | 10    | 10     |
| FW3CA10           | 3"     | 4     | 4      |
| FW3CA11           | 4"     | 3     | 3      |
| <b>Union</b>      |        |       |        |
| FW3UN00           | 1/8"   | 70    | 70     |
| FW3UN01           | 1/4"   | 70    | 70     |
| FW3UN02           | 3/8"   | 70    | 70     |
| FW3UN03           | 1/2"   | 50    | 50     |
| FW3UN04           | 3/4"   | 30    | 30     |
| FW3UN05           | 1"     | 20    | 20     |
| FW3UN06           | 1-1/4" | 14    | 14     |
| FW3UN07           | 1-1/2" | 10    | 10     |
| FW3UN08           | 2"     | 6     | 6      |
| FW3UN09           | 2-1/2" | 3     | 3      |
| FW3UN10           | 3"     | 2     | 2      |
| <b>Coupling</b>   |        |       |        |
| FW3CP00           | 1/8"   | 350   | 350    |
| FW3CP01           | 1/4"   | 350   | 350    |
| FW3CP02           | 3/8"   | 250   | 250    |
| FW3CP03           | 1/2"   | 120   | 120    |
| FW3CP04           | 3/4"   | 80    | 80     |
| FW3CP05           | 1"     | 50    | 50     |
| FW3CP06           | 1-1/4" | 30    | 30     |
| FW3CP07           | 1-1/2" | 25    | 25     |
| FW3CP08           | 2"     | 15    | 15     |
| FW3CP09           | 2-1/2" | 10    | 10     |
| FW3CP10           | 3"     | 6     | 6      |
| FW3CP11           | 4"     | 4     | 4      |



Cap  
Class 3000



Union  
Class 3000



Coupling  
Class 3000



Half Coupling  
Class 3000

| CARTON QUANTITIES    |        |       |        |
|----------------------|--------|-------|--------|
| MODEL NUMBER         | SIZE   | INNER | MASTER |
| <b>Half Coupling</b> |        |       |        |
| FW3HC00              | 1/8"   | 400   | 400    |
| FW3HC01              | 1/4"   | 400   | 400    |
| FW3HC02              | 3/8"   | 300   | 300    |
| FW3HC03              | 1/2"   | 120   | 120    |
| FW3HC04              | 3/4"   | 80    | 80     |
| FW3HC05              | 1"     | 50    | 50     |
| FW3HC06              | 1-1/4" | 30    | 30     |
| FW3HC07              | 1-1/2" | 25    | 25     |
| FW3HC08              | 2"     | 15    | 15     |
| FW3HC09              | 2-1/2" | 10    | 10     |
| FW3HC10              | 3"     | 6     | 6      |
| FW3HC11              | 4"     | 4     | 4      |





Reducer Coupling  
Class 3000



Reducer Inset  
Class 3000

| CARTON QUANTITIES       |                 |       |        |
|-------------------------|-----------------|-------|--------|
| MODEL NUMBER            | SIZE            | INNER | MASTER |
| <b>Reducer Coupling</b> |                 |       |        |
| FW3RC0100               | 1/4" x 1/8"     | 250   | 250    |
| FW3RC0200               | 3/8" x 1/8"     | 200   | 200    |
| FW3RC0201               | 3/8" x 1/4"     | 200   | 200    |
| FW3RC0300               | 1/2" x 1/8"     | 100   | 100    |
| FW3RC0301               | 1/2" x 1/4"     | 100   | 100    |
| FW3RC0302               | 1/2" x 3/8"     | 100   | 100    |
| FW3RC0400               | 3/4" x 1/8"     | 70    | 70     |
| FW3RC0401               | 3/4" x 1/4"     | 70    | 70     |
| FW3RC0402               | 3/4" x 3/8"     | 70    | 70     |
| FW3RC0403               | 3/4" x 1/2"     | 70    | 70     |
| FW3RC0500               | 1" x 1/8"       | 35    | 35     |
| FW3RC0501               | 1" x 1/4"       | 35    | 35     |
| FW3RC0502               | 1" x 3/8"       | 35    | 35     |
| FW3RC0503               | 1" x 1/2"       | 35    | 35     |
| FW3RC0504               | 1" x 3/4"       | 35    | 35     |
| FW3RC0601               | 1-1/4" x 1/4"   | 20    | 20     |
| FW3RC0602               | 1-1/4" x 3/8"   | 20    | 20     |
| FW3RC0603               | 1-1/4" x 1/2"   | 20    | 20     |
| FW3RC0604               | 1-1/4" x 3/4"   | 20    | 20     |
| FW3RC0605               | 1-1/4" x 1"     | 20    | 20     |
| FW3RC0702               | 1-1/2" x 3/8"   | 15    | 15     |
| FW3RC0703               | 1-1/2" x 1/2"   | 15    | 15     |
| FW3RC0704               | 1-1/2" x 3/4"   | 15    | 15     |
| FW3RC0705               | 1-1/2" x 1"     | 15    | 15     |
| FW3RC0706               | 1-1/2" x 1-1/4" | 15    | 15     |
| FW3RC0803               | 2" x 1/2"       | 10    | 10     |
| FW3RC0804               | 2" x 3/4"       | 10    | 10     |
| FW3RC0805               | 2" x 1"         | 10    | 10     |
| FW3RC0806               | 2" x 1-1/4"     | 10    | 10     |
| FW3RC0807               | 2" x 1-1/2"     | 10    | 10     |

| CARTON QUANTITIES    |                 |       |        |
|----------------------|-----------------|-------|--------|
| MODEL NUMBER         | SIZE            | INNER | MASTER |
| <b>Reducer Inset</b> |                 |       |        |
| FW3RI0301            | 1/2" x 1/4"     | 150   | 150    |
| FW3RI0302            | 1/2" x 3/8"     | 150   | 150    |
| FW3RI0401            | 3/4" x 1/4"     | 100   | 100    |
| FW3RI0402            | 3/4" x 3/8"     | 100   | 100    |
| FW3RI0403            | 3/4" x 1/2"     | 100   | 100    |
| FW3RI0501            | 1" x 1/4"       | 80    | 80     |
| FW3RI0502            | 1" x 3/8"       | 80    | 80     |
| FW3RI0503            | 1" x 1/2"       | 80    | 80     |
| FW3RI0504            | 1" x 3/4"       | 80    | 80     |
| FW3RI0601            | 1-1/4" x 1/4"   | 60    | 60     |
| FW3RI0602            | 1-1/4" x 3/8"   | 60    | 60     |
| FW3RI0603            | 1-1/4" x 1/2"   | 60    | 60     |
| FW3RI0604            | 1-1/4" x 3/4"   | 60    | 60     |
| FW3RI0605            | 1-1/4" x 1"     | 60    | 60     |
| FW3RI0702            | 1-1/2" x 3/8"   | 40    | 40     |
| FW3RI0703            | 1-1/2" x 1/2"   | 40    | 40     |
| FW3RI0704            | 1-1/2" x 3/4"   | 40    | 40     |
| FW3RI0705            | 1-1/2" x 1"     | 40    | 40     |
| FW3RI0706            | 1-1/2" x 1-1/4" | 40    | 40     |
| FW3RI0803            | 2" x 1/2"       | 25    | 25     |
| FW3RI0804            | 2" x 3/4"       | 25    | 25     |
| FW3RI0805            | 2" x 1"         | 25    | 25     |
| FW3RI0806            | 2" x 1-1/4"     | 25    | 25     |
| FW3RI0807            | 2" x 1-1/2"     | 25    | 25     |
| FW3RI0904            | 2-1/2" x 3/4"   | 12    | 12     |
| FW3RI0905            | 2-1/2" x 1"     | 12    | 12     |
| FW3RI0906            | 2-1/2" x 1-1/4" | 12    | 12     |
| FW3RI0907            | 2-1/2" x 1-1/2" | 12    | 12     |
| FW3RI0908            | 2-1/2" x 2"     | 12    | 12     |
| FW3RI1005            | 3" x 1"         | 10    | 10     |
| FW3RI1006            | 3" x 1-1/4"     | 10    | 10     |
| FW3RI1007            | 3" x 1-1/2"     | 10    | 10     |
| FW3RI1008            | 3" x 2"         | 10    | 10     |
| FW3RI1009            | 3" x 2-1/2"     | 10    | 10     |

# Forged Steel Fittings | CLASS 6000 THREADED

- Meets All Applicable ANSI & MSS Standards
- Material Conforms with ASTM A105
- Stocked in Class 2000, 3000 & 6000
- Material Test Reports (MTRS) Available
- Stocked in Sizes 1/8" - 4"




90° Elbow  
Class 6000



Tee  
Class 6000



Coupling  
Class 6000



Half Coupling  
Class 6000



45° Elbow  
Class 6000



Cap  
Class 6000



Union  
Class 6000

|                      |        | CARTON QUANTITIES |        |
|----------------------|--------|-------------------|--------|
| MODEL NUMBER         | SIZE   | INNER             | MASTER |
| <b>90° Elbow</b>     |        |                   |        |
| FT6L9003             | 1/2"   | 25                | 25     |
| FT6L9004             | 3/4"   | 20                | 20     |
| FT6L9005             | 1"     | 12                | 12     |
| FT6L9006             | 1-1/4" | 5                 | 5      |
| FT6L9007             | 1-1/2" | 4                 | 4      |
| FT6L9008             | 2"     | 2                 | 2      |
| FT6L9009             | 2-1/2" | 1                 | 1      |
| FT6L9010             | 3"     | 1                 | 1      |
| <b>Tee</b>           |        |                   |        |
| FT6T03               | 1/2"   | 20                | 20     |
| FT6T04               | 3/4"   | 12                | 12     |
| FT6T05               | 1"     | 10                | 10     |
| FT6T06               | 1-1/4" | 5                 | 5      |
| FT6T07               | 1-1/2" | 2                 | 2      |
| FT6T08               | 2"     | 2                 | 2      |
| FT6T09               | 2-1/2" | 1                 | 1      |
| <b>Coupling</b>      |        |                   |        |
| FT6CP01              | 1/4"   | 200               | 200    |
| FT6CP02              | 3/8"   | 100               | 100    |
| FT6CP03              | 1/2"   | 60                | 60     |
| FT6CP04              | 3/4"   | 35                | 35     |
| FT6CP05              | 1"     | 20                | 20     |
| FT6CP06              | 1-1/4" | 15                | 15     |
| FT6CP07              | 1-1/2" | 10                | 10     |
| FT6CP08              | 2"     | 5                 | 5      |
| <b>Half Coupling</b> |        |                   |        |
| FT6HC01              | 1/4"   | 150               | 150    |
| FT6HC02              | 3/8"   | 80                | 80     |
| FT6HC03              | 1/2"   | 80                | 80     |
| FT6HC04              | 3/4"   | 50                | 50     |
| FT6HC05              | 1"     | 35                | 35     |
| FT6HC06              | 1-1/4" | 25                | 25     |
| FT6HC07              | 1-1/2" | 20                | 20     |
| FT6HC08              | 2"     | 6                 | 6      |

|                  |        | CARTON QUANTITIES |        |
|------------------|--------|-------------------|--------|
| MODEL NUMBER     | SIZE   | INNER             | MASTER |
| <b>45° Elbow</b> |        |                   |        |
| FT6L4503         | 1/2"   | 25                | 25     |
| FT6L4504         | 3/4"   | 20                | 20     |
| FT6L4505         | 1"     | 12                | 12     |
| FT6L4506         | 1-1/4" | 5                 | 5      |
| FT6L4507         | 1-1/2" | 4                 | 4      |
| FT6L4508         | 2"     | 2                 | 2      |
| FT6L4509         | 2-1/2" | 1                 | 1      |
| FT6L4510         | 3"     | 1                 | 1      |
| <b>Cap</b>       |        |                   |        |
| FT6CA05          | 1"     | 30                | 30     |
| FT6CA06          | 1-1/4" | 25                | 25     |
| FT6CA07          | 1-1/2" | 15                | 15     |
| FT6CA08          | 2"     | 10                | 10     |
| FT6CA10          | 3"     | 3                 | 3      |
| <b>Union</b>     |        |                   |        |
| FT6UN03          | 1/2"   | 30                | 30     |
| FT6UN04          | 3/4"   | 20                | 20     |
| FT6UN05          | 1"     | 15                | 15     |
| FT6UN06          | 1-1/4" | 10                | 10     |
| FT6UN07          | 1-1/2" | 6                 | 6      |
| FT6UN08          | 2"     | 3                 | 3      |



# CLASS 6000 THREADED | Forged Steel Fittings



90° Elbow  
Class 6000



45° Elbow  
Class 6000



Tee  
Class 6000



Cap  
Class 6000



Union  
Class 6000



Coupling  
Class 6000



Reducer Coupling  
Class 6000



Reducer Inset  
Class 6000

|                  |        | CARTON QUANTITIES |        |
|------------------|--------|-------------------|--------|
| MODEL NUMBER     | SIZE   | INNER             | MASTER |
| <b>90° Elbow</b> |        |                   |        |
| FW6L9003         | 1/2"   | 50                | 50     |
| FW6L9005         | 1"     | 20                | 20     |
| FW6L9006         | 1-1/4" | 15                | 15     |
| FW6L9007         | 1-1/2" | 6                 | 6      |
| FW6L9008         | 2"     | 5                 | 5      |
| FW6L9010         | 3"     | 1                 | 1      |
| FW6L9011         | 4"     | 1                 | 1      |
| <b>45° Elbow</b> |        |                   |        |
| FW6L4503         | 1/2"   | 50                | 50     |
| FW6L4504         | 3/4"   | 30                | 30     |
| FW6L4505         | 1"     | 20                | 20     |
| FW6L4506         | 1-1/4" | 15                | 15     |
| FW6L4507         | 1-1/2" | 8                 | 8      |
| FW6L4508         | 2"     | 6                 | 6      |
| <b>Tee</b>       |        |                   |        |
| FW6T03           | 1/2"   | 50                | 50     |
| FW6T04           | 3/4"   | 35                | 35     |
| FW6T05           | 1"     | 20                | 20     |
| FW6T06           | 1-1/4" | 15                | 15     |
| FW6T07           | 1-1/2" | 10                | 10     |
| FW6T08           | 2"     | 6                 | 6      |
| <b>Cap</b>       |        |                   |        |
| FW6CA04          | 3/4"   | 50                | 50     |
| FW6CA05          | 1"     | 35                | 35     |

|                         |                 | CARTON QUANTITIES |        |
|-------------------------|-----------------|-------------------|--------|
| MODEL NUMBER            | SIZE            | INNER             | MASTER |
| <b>Union</b>            |                 |                   |        |
| FW6UN03                 | 1/2"            | 30                | 30     |
| FW6UN04                 | 3/4"            | 20                | 20     |
| FW6UN05                 | 1"              | 15                | 15     |
| FW6UN06                 | 1-1/4"          | 10                | 10     |
| FW6UN07                 | 1-1/2"          | 6                 | 6      |
| FW6UN08                 | 2"              | 3                 | 3      |
| <b>Coupling</b>         |                 |                   |        |
| FW6CP03                 | 1/2"            | 100               | 100    |
| FW6CP04                 | 3/4"            | 70                | 70     |
| FW6CP05                 | 1"              | 35                | 35     |
| FW6CP06                 | 1-1/4"          | 20                | 20     |
| FW6CP07                 | 1-1/2"          | 15                | 15     |
| FW6CP08                 | 2"              | 10                | 10     |
| <b>Reducer Coupling</b> |                 |                   |        |
| FW6RC0403               | 3/4" x 1/2"     | 70                | 70     |
| FW6RC0503               | 1" x 1/2"       | 35                | 35     |
| FW6RC0504               | 1" x 3/4"       | 35                | 35     |
| FW6RC0604               | 1-1/4" x 3/4"   | 20                | 20     |
| FW6RC0605               | 1-1/4" x 1"     | 20                | 20     |
| FW6RC0705               | 1-1/2" x 1"     | 15                | 15     |
| FW6RC0706               | 1-1/2" x 1-1/4" | 15                | 15     |
| FW6RC0804               | 2" x 3/4"       | 10                | 10     |
| FW6RC0806               | 2" x 1-1/4"     | 10                | 10     |
| FW6RC0807               | 2" x 1-1/2"     | 10                | 10     |
| <b>Reducer Inset</b>    |                 |                   |        |
| FW6RI0804               | 2" x 3/4"       | 20                | 20     |
| FW6RI0805               | 2" x 1"         | 20                | 20     |

# Forged Steel Branch Outlets

- Material Conforms with ASTM A105N & MSS-SP-97
- Material Test Reports (MTR'S) Available
- Straight Through Bore Design
- Stocked in Threaded, Socket Weld & Butt Weld



3000# Threaded



3000# Socket Weld

Forged Steel Branch Outlets

| MODEL NUMBER          | SIZE                      | CARTON QUANTITIES |        |
|-----------------------|---------------------------|-------------------|--------|
|                       |                           | INNER             | MASTER |
| <b>3000# Threaded</b> |                           |                   |        |
| T360201               | 36" - 3/8" RUN x 1/4"     | 1                 | 60     |
| T360302               | 36" - 1/2" RUN x 3/8"     | 1                 | 60     |
| T360403               | 36" - 3/4" RUN x 1/2"     | 1                 | 150    |
| T360504               | 36" - 1" RUN x 3/4"       | 1                 | 100    |
| T070605               | 1-1/2" - 1-1/4" RUN x 1"  | 1                 | 50     |
| T360805               | 36" - 2" RUN x 1"         | 1                 | 50     |
| T0706                 | 1-1/2" RUN x 1-1/4"       | 1                 | 35     |
| T100806               | 3" - 2" RUN x 1-1/4"      | 1                 | 35     |
| T3610506              | 36" - 3-1/2" RUN x 1-1/4" | 1                 | 35     |
| T0807                 | 2" RUN x 1-1/2"           | 1                 | 25     |
| T110907               | 4" - 2-1/2" RUN x 1-1/2"  | 1                 | 25     |
| T361207               | 36" - 5" RUN x 1-1/2"     | 1                 | 25     |
| T0908                 | 2-1/2" RUN x 2"           | 1                 | 15     |
| T1051008              | 3-1/2" - 3" RUN x 2"      | 1                 | 15     |
| T131108               | 6" - 4" RUN x 2"          | 1                 | 15     |
| T361408               | 36" - 8" RUN x 2"         | 1                 | 15     |
| T1009                 | 3" RUN x 2-1/2"           | 1                 | 10     |
| T1110509              | 4" - 3-1/2" RUN x 2-1/2"  | 1                 | 10     |
| T141209               | 8" - 5" RUN x 2-1/2"      | 1                 | 10     |
| T361509               | 36" - 10" RUN x 2-1/2"    | 1                 | 10     |
| T10510                | 3-1/2" RUN x 3"           | 1                 | 6      |
| T1110                 | 4" RUN x 3"               | 1                 | 6      |
| T1210                 | 5" RUN x 3"               | 1                 | 6      |
| T1310                 | 6" RUN x 3"               | 1                 | 6      |
| T161410               | 12" - 8" RUN x 3"         | 1                 | 3      |
| T361710               | 36" - 14" RUN x 3"        | 1                 | 3      |
| T1211                 | 5" RUN x 4"               | 1                 | 3      |
| T1311                 | 6" RUN x 4"               | 1                 | 3      |
| T1411                 | 8" RUN x 4"               | 1                 | 3      |
| T1511                 | 10" RUN x 4"              | 1                 | 3      |
| T181611               | 16" - 12" RUN x 4"        | 1                 | 3      |
| T361911               | 36" - 18" RUN x 4"        | 1                 | 3      |

| MODEL NUMBER             | SIZE                      | CARTON QUANTITIES |        |
|--------------------------|---------------------------|-------------------|--------|
|                          |                           | INNER             | MASTER |
| <b>3000# Socket Weld</b> |                           |                   |        |
| SW360403                 | 36" - 3/4" RUN x 1/2"     | 1                 | 150    |
| SW360504                 | 36" - 1" RUN x 3/4"       | 1                 | 100    |
| SW070605                 | 1-1/2" - 1-1/4" RUN x 1"  | 1                 | 50     |
| SW360805                 | 36" - 2" RUN x 1"         | 1                 | 50     |
| SW0706                   | 1-1/2" RUN x 1-1/4"       | 1                 | 35     |
| SW100806                 | 3" - 2" RUN x 1-1/4"      | 1                 | 35     |
| SW3610506                | 36" - 3-1/2" RUN x 1-1/4" | 1                 | 35     |
| SW0807                   | 2" RUN x 1-1/2"           | 1                 | 25     |
| SW110907                 | 4" - 2-1/2" RUN x 1-1/2"  | 1                 | 25     |
| SW361207                 | 36" - 5" RUN x 1-1/2"     | 1                 | 25     |
| SW0908                   | 2-1/2" RUN x 2"           | 1                 | 15     |
| SW1051008                | 3-1/2" - 3" RUN x 2"      | 1                 | 15     |
| SW131108                 | 6" - 4" RUN x 2"          | 1                 | 15     |
| SW361408                 | 36" - 8" RUN x 2"         | 1                 | 15     |
| SW1009                   | 3" RUN x 2-1/2"           | 1                 | 10     |
| SW1110509                | 4" - 3-1/2" RUN x 2-1/2"  | 1                 | 10     |
| SW141209                 | 8" - 5" RUN x 2-1/2"      | 1                 | 10     |
| SW361509                 | 36" - 10" RUN x 2-1/2"    | 1                 | 10     |
| SW10510                  | 3-1/2" RUN x 3"           | 1                 | 6      |
| SW1110                   | 4" RUN x 3"               | 1                 | 6      |
| SW1210                   | 5" RUN x 3"               | 1                 | 6      |
| SW1310                   | 6" RUN x 3"               | 1                 | 6      |
| SW161410                 | 12" - 8" RUN x 3"         | 1                 | 3      |
| SW361710                 | 36" - 14" RUN x 3"        | 1                 | 3      |
| SW1211                   | 5" RUN x 4"               | 1                 | 3      |
| SW1311                   | 6" RUN x 4"               | 1                 | 3      |
| SW1411                   | 8" RUN x 4"               | 1                 | 3      |
| SW1511                   | 10" RUN x 4"              | 1                 | 3      |
| SW181611                 | 16" - 12" RUN x 4"        | 1                 | 3      |
| SW361911                 | 36" - 18" RUN x 4"        | 1                 | 3      |

# Forged Steel Branch Outlets



Butt Weld - Schedule 80

|                                |                           | CARTON QUANTITIES |        |
|--------------------------------|---------------------------|-------------------|--------|
| MODEL NUMBER                   | SIZE                      | INNER             | MASTER |
| <b>Butt Weld - Schedule 80</b> |                           |                   |        |
| BW360403                       | 36" - 3/4" RUN x 1/2"     | 1                 | 150    |
| BW360504                       | 36" - 1" RUN x 3/4"       | 1                 | 100    |
| BW070605                       | 1-1/2" - 1-1/4" RUN x 1"  | 1                 | 50     |
| BW360805                       | 36" - 2" RUN x 1"         | 1                 | 50     |
| BW0706                         | 1-1/2" RUN x 1-1/4"       | 1                 | 35     |
| BW100806                       | 3" - 2" RUN x 1-1/4"      | 1                 | 35     |
| BW3610506                      | 36" - 3-1/2" RUN x 1-1/4" | 1                 | 35     |
| BW0807                         | 2" RUN x 1-1/2"           | 1                 | 25     |
| BW110907                       | 4" - 2-1/2" x 1-1/2"      | 1                 | 25     |
| BW361207                       | 36" - 5" RUN x 1-1/2"     | 1                 | 25     |
| BW0908                         | 2-1/2" RUN x 2"           | 1                 | 15     |
| BW1051008                      | 3-1/2" - 3" RUN x 2"      | 1                 | 15     |
| BW131108                       | 6" - 4" RUN x 2"          | 1                 | 15     |
| BW361408                       | 36" - 8" RUN x 2"         | 1                 | 15     |
| BW1009                         | 3" RUN x 2-1/2"           | 1                 | 10     |
| BW1110509                      | 4" - 3-1/2" RUN x 2-1/2"  | 1                 | 10     |
| BW141209                       | 8" - 5" RUN x 2-1/2"      | 1                 | 10     |
| BW361509                       | 36" - 10" RUN x 2-1/2"    | 1                 | 10     |
| BW10510                        | 3-1/2" RUN x 3"           | 1                 | 6      |
| BW1110                         | 4" RUN x 3"               | 1                 | 6      |
| BW1210                         | 5" RUN x 3"               | 1                 | 6      |
| BW1310                         | 6" RUN x 3"               | 1                 | 6      |
| BW161410                       | 12" - 8" RUN x 3"         | 1                 | 3      |
| BW361710                       | 36" - 14" RUN x 3"        | 1                 | 3      |
| BW1211                         | 5" RUN x 4"               | 1                 | 3      |
| BW1311                         | 6" RUN x 4"               | 1                 | 3      |
| BW1411                         | 8" RUN x 4"               | 1                 | 3      |
| BW1511                         | 10" RUN x 4"              | 1                 | 3      |
| BW181611                       | 16" - 12" RUN x 4"        | 1                 | 3      |
| BW361911                       | 36" - 18" RUN x 4"        | 1                 | 3      |
| BW1513                         | 10" RUN x 6"              | 1                 | 3      |
| BW1614                         | 12" RUN x 8"              | 1                 | 3      |



For more information about  
**FORGED STEEL BRANCH OUTLETS**  
 contact the  
**Matco-Norca Commercial / Industrial Sales Team**  
 Toll Free: 877-362-5122

# Poly Plex Fittings

- Modified Polyphenylsulfone (PPSU) Molded from Acudel® Resin
- NSF 14, NSF/ANSI 61/Annex G, ASTM F2159, F877 & CSA B137.5 Approved
- 200° F Max Service Temperature
- For Use in Hot and Cold Potable Water Distribution Systems
- Lead Free Compliant



Adapter  
Pex Barb x MIP



Adapter  
(Nipple) - MIP x MIP



Adapter  
Pex Barb x FIP



Swivel Adapter  
Pex Barb x FIP



Coupling  
Pex Barb x Pex Barb



Plug  
Pex Barb



Elbow  
Pex Barb x Pex Barb



Elbow  
Pex Barb x MIP



Tee  
Pex Barb



Tee  
Pex Barb x Pex Barb x MIP

|                                      |             | CARTON QUANTITIES |        |
|--------------------------------------|-------------|-------------------|--------|
| MODEL NUMBER                         | SIZE        | INNER             | MASTER |
| <b>Adapter Pex Barb x MIP</b>        |             |                   |        |
| PPSUM0303                            | 1/2" x 1/2" | 25                | 1000   |
| PPSUM0304                            | 1/2" x 3/4" | 25                | 600    |
| PPSUM0403                            | 3/4" x 1/2" | 25                | 600    |
| PPSUM0404                            | 3/4" x 3/4" | 25                | 500    |
| <b>Adapter (Nipple) - MIP x MIP</b>  |             |                   |        |
| PPSUMN03                             | 1/2" x 1/2" | 25                | 750    |
| <b>Adapter Pex Barb x FIP</b>        |             |                   |        |
| PPSUF0303                            | 1/2" x 1/2" | 25                | 600    |
| <b>Swivel Adapter Pex Barb x FIP</b> |             |                   |        |
| PPSUF0203S                           | 3/8" x 1/2" | 25                | 600    |
| PPSUF0303S                           | 1/2" x 1/2" | 25                | 600    |
| PPSUF0378S                           | 1/2" x 7/8" | 25                | 600    |
| <b>Coupling Pex Barb x Pex Barb</b>  |             |                   |        |
| PPSUCP02                             | 3/8"        | 20                | 3000   |
| PPSUCP03                             | 1/2"        | 25                | 2000   |
| PPSUCP04                             | 3/4"        | 25                | 1000   |
| PPSUCP05                             | 1"          | 10                | 600    |
| PPSUCPR0302                          | 1/2" x 3/8" | 25                | 2500   |
| PPSUCPR0403                          | 3/4" x 1/2" | 25                | 1250   |
| PPSUCPR0504                          | 1" x 3/4"   | 10                | 600    |
| <b>Plug Pex Barb</b>                 |             |                   |        |
| PPSUTP02                             | 3/8"        | 25                | 6000   |
| PPSUTP03                             | 1/2"        | 25                | 3500   |
| PPSUTP04                             | 3/4"        | 25                | 1000   |
| PPSUTP05                             | 1"          | 10                | 1000   |
| <b>Elbow Pex Barb x Pex Barb</b>     |             |                   |        |
| PPSUL02                              | 3/8"        | 25                | 2250   |
| PPSUL03                              | 1/2"        | 25                | 1250   |
| PPSUL04                              | 3/4"        | 25                | 600    |
| PPSULR0403                           | 3/4" x 1/2" | 25                | 750    |
| PPSUL05                              | 1"          | 10                | 300    |

|                                      |                    | CARTON QUANTITIES |        |
|--------------------------------------|--------------------|-------------------|--------|
| MODEL NUMBER                         | SIZE               | INNER             | MASTER |
| <b>Elbow Pex Barb x MIP</b>          |                    |                   |        |
| PPSULMR0302                          | 1/2" x 3/8"        | 25                | 750    |
| PPSULM0303                           | 1/2" x 1/2"        | 25                | 750    |
| PPSULM0404                           | 3/4" x 3/4"        | 25                | 400    |
| <b>Tee Pex Barb</b>                  |                    |                   |        |
| PPSUT02                              | 3/8"               | 25                | 1500   |
| PPSUT03                              | 1/2"               | 25                | 750    |
| PPSUT04                              | 3/4"               | 25                | 400    |
| PPSUT05                              | 1"                 | 10                | 200    |
| PPSUTR030304                         | 1/2" x 1/2" x 3/4" | 25                | 600    |
| PPSUTR040303                         | 3/4" x 1/2" x 1/2" | 25                | 600    |
| PPSUTR040304                         | 3/4" x 1/2" x 3/4" | 25                | 500    |
| PPSUTR040403                         | 3/4" x 3/4" x 1/2" | 25                | 500    |
| PPSUTR050404                         | 1" x 3/4" x 3/4"   | 25                | 300    |
| PPSUTR050405                         | 1" x 3/4" x 1"     | 10                | 300    |
| PPSUTR050503                         | 1" x 1" x 1/2"     | 10                | 300    |
| PPSUTR050504                         | 1" x 1" x 3/4"     | 10                | 300    |
| <b>Tee Pex Barb x Pex Barb x MIP</b> |                    |                   |        |
| PPSUT03M                             | 1/2" x 1/2" x 1/2" | 25                | 600    |



# F1960 | Cold Expansion Poly Pex Fittings



Coupling



Elbow



Male Adapter



Plug



Tee



Ring with Stop

- Modified Polyphenylsulfone (PPSU) Molded From RADEL @ R-5100 BK937
- NSF 14, NSF/ANSI 372/ANSI 61, cNSFus pw-G ASTM F1960, U.P. Code & CSA B137.5 Approved
  - **MAX WORKING (Temp./Pressure):** 210 ° F @ 150 PSI
  - **MAX WORKING (No Pressure):** 320 ° F
- For Use in Hot and Cold Potable Water Distribution Systems
  - Lead Free Compliant

| CARTON QUANTITIES   |             |       |        |
|---------------------|-------------|-------|--------|
| MODEL NUMBER        | SIZE        | INNER | MASTER |
| <b>Coupling</b>     |             |       |        |
| PPCECP03            | 1/2"        | 25    | 1000   |
| PPCECP03            | 3/4"        | 25    | 400    |
| PPCECP03            | 1"          | 10    | 255    |
| PPCECPR0403         | 3/4" x 1/2" | 25    | 600    |
| PPCECPR0504         | 1" x 3/4"   | 25    | 250    |
| <b>Elbow</b>        |             |       |        |
| PPCEL03             | 1/2"        | 25    | 750    |
| PPCEL04             | 3/4"        | 10    | 300    |
| PPCEL05             | 1"          | 10    | 180    |
| PPCELR0403          | 3/4" x 1/2" | 10    | 550    |
| <b>Male Adapter</b> |             |       |        |
| PPCEM0303           | 1/2" x 1/2" | 25    | 850    |
| PPCEM0404           | 3/4" x 3/4" | 10    | 550    |

| CARTON QUANTITIES     |                    |       |        |
|-----------------------|--------------------|-------|--------|
| MODEL NUMBER          | SIZE               | INNER | MASTER |
| <b>Plug</b>           |                    |       |        |
| PPCETP03              | 1/2"               | 50    | 2000   |
| PPCETP04              | 3/4"               | 25    | 800    |
| PPCETP05              | 1"                 | 25    | 500    |
| <b>Tee</b>            |                    |       |        |
| PPCET03               | 1/2"               | 25    | 500    |
| PPCET03               | 3/4"               | 10    | 150    |
| PPCET03               | 1"                 | 10    | 100    |
| PPCETR030304          | 1/2" x 1/2" x 3/4" | 25    | 400    |
| PPCETR0403            | 3/4" x 1/2"        | 10    | 250    |
| PPCETR040303          | 3/4" x 1/2" x 1/2" | 10    | 350    |
| PPCETR040304          | 3/4" x 1/2" x 3/4" | 10    | 250    |
| PPCETR0503            | 1" x 1/2"          | 10    | 120    |
| PPCETR0504            | 1" x 3/4"          | 10    | 120    |
| PPCETR050404          | 1" x 3/4" x 3/4"   | 10    | 120    |
| PPCETR050405          | 1" x 3/4" x 1"     | 10    | 120    |
| <b>Ring with Stop</b> |                    |       |        |
| PPCER03               | 1/2"               | 50    | 1500   |
| PPCER04               | 3/4"               | 50    | 1000   |
| PPCER05               | 1"                 | 50    | 500    |

# Weld Fittings | STANDARD

- Standard & Extra Heavy Wall Dimensions
- Conforms to ASTM / ASME A/SA 234-WPB ANSI B16.9, B16.28 and B16.25
- Stocked in Sizes 2" - 12"



Long Radius 90° Elbow



Short Radius 45° Elbow

|                               |        | CARTON QUANTITIES |        |
|-------------------------------|--------|-------------------|--------|
| MODEL NUMBER                  | SIZE   | INNER             | MASTER |
| <b>Long Radius 90° Elbow</b>  |        |                   |        |
| MN90LR08                      | 2"     | 1                 | 1      |
| MN90LR09                      | 2-1/2" | 1                 | 1      |
| MN90LR10                      | 3"     | 1                 | 1      |
| MN90LR105                     | 3-1/2" | 1                 | 1      |
| MN90LR11                      | 4"     | 1                 | 1      |
| MN90LR12                      | 5"     | 1                 | 1      |
| MN90LR13                      | 6"     | 1                 | 1      |
| MN90LR14                      | 8"     | 1                 | 1      |
| MN90LR15                      | 10"    | 1                 | 1      |
| MN90LR16                      | 12"    | 1                 | 1      |
| <b>Short Radius 90° Elbow</b> |        |                   |        |
| MN90SR08                      | 2"     | 1                 | 1      |
| MN90SR09                      | 2-1/2" | 1                 | 1      |
| MN90SR10                      | 3"     | 1                 | 1      |
| MN90SR105                     | 3-1/2" | 1                 | 1      |
| MN90SR11                      | 4"     | 1                 | 1      |
| MN90SR12                      | 5"     | 1                 | 1      |
| MN90SR13                      | 6"     | 1                 | 1      |
| MN90SR14                      | 8"     | 1                 | 1      |
| MN90SR15                      | 10"    | 1                 | 1      |
| MN90SR16                      | 12"    | 1                 | 1      |
| <b>45° Elbow</b>              |        |                   |        |
| MN4508                        | 2"     | 1                 | 1      |
| MN4509                        | 2-1/2" | 1                 | 1      |
| MN4510                        | 3"     | 1                 | 1      |
| MN45105                       | 3-1/2" | 1                 | 1      |
| MN4511                        | 4"     | 1                 | 1      |
| MN4512                        | 5"     | 1                 | 1      |
| MN4513                        | 6"     | 1                 | 1      |
| MN4514                        | 8"     | 1                 | 1      |
| MN4515                        | 10"    | 1                 | 1      |
| MN4516                        | 12"    | 1                 | 1      |
| <b>Cap</b>                    |        |                   |        |
| MNCA08                        | 2"     | 1                 | 1      |
| MNCA09                        | 2-1/2" | 1                 | 1      |
| MNCA10                        | 3"     | 1                 | 1      |
| MNCA105                       | 3-1/2" | 1                 | 1      |
| MNCA11                        | 4"     | 1                 | 1      |
| MNCA12                        | 5"     | 1                 | 1      |
| MNCA13                        | 6"     | 1                 | 1      |
| MNCA14                        | 8"     | 1                 | 1      |
| MNCA15                        | 10"    | 1                 | 1      |
| MNCA16                        | 12"    | 1                 | 1      |

|                     |                 | CARTON QUANTITIES |        |
|---------------------|-----------------|-------------------|--------|
| MODEL NUMBER        | SIZE            | INNER             | MASTER |
| <b>Tee</b>          |                 |                   |        |
| MNT08               | 2"              | 1                 | 1      |
| MNT09               | 2-1/2"          | 1                 | 1      |
| MNT10               | 3"              | 1                 | 1      |
| MNT105              | 3-1/2"          | 1                 | 1      |
| MNT11               | 4"              | 1                 | 1      |
| MNT12               | 5"              | 1                 | 1      |
| MNT13               | 6"              | 1                 | 1      |
| MNT14               | 8"              | 1                 | 1      |
| MNT15               | 10"             | 1                 | 1      |
| MNT16               | 12"             | 1                 | 1      |
| <b>Reducing Tee</b> |                 |                   |        |
| MNRT0804            | 2" x 3/4"       | 1                 | 1      |
| MNRT0805            | 2" x 1"         | 1                 | 1      |
| MNRT0807            | 2" x 1-1/2"     | 1                 | 1      |
| MNRT0904            | 2-1/2" x 3/4"   | 1                 | 1      |
| MNRT0905            | 2-1/2" x 1"     | 1                 | 1      |
| MNRT0907            | 2-1/2" x 1-1/2" | 1                 | 1      |
| MNRT1007            | 3" x 1-1/2"     | 1                 | 1      |
| MNRT1008            | 3" x 2"         | 1                 | 1      |
| MNRT1009            | 3" x 2-1/2"     | 1                 | 1      |
| MNRT10510           | 3-1/2" x 3"     | 1                 | 1      |
| MNRT10508           | 3-1/2" x 2"     | 1                 | 1      |
| MNRT1108            | 4" x 2"         | 1                 | 1      |
| MNRT1109            | 4" x 2-1/2"     | 1                 | 1      |
| MNRT1110            | 4" x 3"         | 1                 | 1      |
| MNRT1209            | 5" x 2-1/2"     | 1                 | 1      |
| MNRT1210            | 5" x 3"         | 1                 | 1      |
| MNRT1211            | 5" x 4"         | 1                 | 1      |
| MNRT1310            | 6" x 3"         | 1                 | 1      |
| MNRT1311            | 6" x 4"         | 1                 | 1      |
| MNRT1312            | 6" x 5"         | 1                 | 1      |
| MNRT1411            | 8" x 4"         | 1                 | 1      |
| MNRT1412            | 8" x 5"         | 1                 | 1      |
| MNRT1413            | 8" x 6"         | 1                 | 1      |
| MNRT1512            | 10" x 5"        | 1                 | 1      |
| MNRT1513            | 10" x 6"        | 1                 | 1      |
| MNRT1514            | 10" x 8"        | 1                 | 1      |
| MNRT1613            | 12" x 6"        | 1                 | 1      |
| MNRT1614            | 12" x 8"        | 1                 | 1      |
| MNRT1615            | 12" x 10"       | 1                 | 1      |



Cap



Tee



Reducer Tee



Concentric Reducer



Eccentric Reducer

| CARTON QUANTITIES         |                 |       |        |
|---------------------------|-----------------|-------|--------|
| MODEL NUMBER              | SIZE            | INNER | MASTER |
| <b>Concentric Reducer</b> |                 |       |        |
| MNCR0804                  | 2" x 3/4"       | 1     | 1      |
| MNCR0805                  | 2" x 1"         | 1     | 1      |
| MNCR0807                  | 2" x 1-1/2"     | 1     | 1      |
| MNCR0905                  | 2-1/2" x 1"     | 1     | 1      |
| MNCR0907                  | 2-1/2" x 1-1/2" | 1     | 1      |
| MNCR0908                  | 2-1/2" x 2"     | 1     | 1      |
| MNCR1007                  | 3" x 1-1/2"     | 1     | 1      |
| MNCR1008                  | 3" x 2"         | 1     | 1      |
| MNCR1009                  | 3" x 2-1/2"     | 1     | 1      |
| MNCR1107                  | 4" x 1-1/2"     | 1     | 1      |
| MNCR1108                  | 4" x 2"         | 1     | 1      |
| MNCR1109                  | 4" x 2-1/2"     | 1     | 1      |
| MNCR1110                  | 4" x 3"         | 1     | 1      |
| MNCR1210                  | 5" x 3"         | 1     | 1      |
| MNCR1211                  | 5" x 4"         | 1     | 1      |
| MNCR1308                  | 6" x 2"         | 1     | 1      |
| MNCR1309                  | 6" x 2-1/2"     | 1     | 1      |
| MNCR1310                  | 6" x 3"         | 1     | 1      |
| MNCR1311                  | 6" x 4"         | 1     | 1      |
| MNCR1312                  | 6" x 5"         | 1     | 1      |
| MNCR1411                  | 8" x 4"         | 1     | 1      |
| MNCR1412                  | 8" x 5"         | 1     | 1      |
| MNCR1413                  | 8" x 6"         | 1     | 1      |
| MNCR1513                  | 10" x 6"        | 1     | 1      |
| MNCR1514                  | 10" x 8"        | 1     | 1      |
| MNCR1613                  | 12" x 6"        | 1     | 1      |
| MNCR1614                  | 12" x 8"        | 1     | 1      |
| MNCR1615                  | 12" x 10"       | 1     | 1      |

| CARTON QUANTITIES        |                 |       |        |
|--------------------------|-----------------|-------|--------|
| MODEL NUMBER             | SIZE            | INNER | MASTER |
| <b>Eccentric Reducer</b> |                 |       |        |
| MNER0804                 | 2" x 3/4"       | 1     | 1      |
| MNER0805                 | 2" x 1"         | 1     | 1      |
| MNER0807                 | 2" x 1-1/2"     | 1     | 1      |
| MNER0905                 | 2-1/2" x 1"     | 1     | 1      |
| MNER0907                 | 2-1/2" x 1-1/2" | 1     | 1      |
| MNER0908                 | 2-1/2" x 2"     | 1     | 1      |
| MNER1007                 | 3" x 1-1/2"     | 1     | 1      |
| MNER1008                 | 3" x 2"         | 1     | 1      |
| MNER1009                 | 3" x 2-1/2"     | 1     | 1      |
| MNER1108                 | 4" x 2"         | 1     | 1      |
| MNER1109                 | 4" x 2-1/2"     | 1     | 1      |
| MNER1110                 | 4" x 3"         | 1     | 1      |
| MNER1209                 | 5" x 2-1/2"     | 1     | 1      |
| MNER1210                 | 5" x 3"         | 1     | 1      |
| MNER1211                 | 5" x 4"         | 1     | 1      |
| MNER1310                 | 6" x 3"         | 1     | 1      |
| MNER1311                 | 6" x 4"         | 1     | 1      |
| MNER1312                 | 6" x 5"         | 1     | 1      |
| MNER1411                 | 8" x 4"         | 1     | 1      |
| MNER1413                 | 8" x 6"         | 1     | 1      |
| MNER1513                 | 10" x 6"        | 1     | 1      |
| MNER1514                 | 10" x 8"        | 1     | 1      |
| MNER1613                 | 12" x 6"        | 1     | 1      |
| MNER1614                 | 12" x 8"        | 1     | 1      |
| MNER1615                 | 12" x 10"       | 1     | 1      |

# Weld Fittings | EXTRA HEAVY

- Standard & Extra Heavy Wall Dimensions
- Conforms to ASTM / ASME A/SA 234-WPB ANSI B16.9, B16.28 and B16.25
- Stocked in Sizes 2" - 12"



Long Radius 90° Elbow



Short Radius 45° Elbow

|                                 |        | CARTON QUANTITIES |        |
|---------------------------------|--------|-------------------|--------|
| MODEL NUMBER                    | SIZE   | INNER             | MASTER |
| <b>XH Long Radius 90° Elbow</b> |        |                   |        |
| MN90LRXH08                      | 2"     | 1                 | 1      |
| MN90LRXH09                      | 2-1/2" | 1                 | 1      |
| MN90LRXH10                      | 3"     | 1                 | 1      |
| MN90LRXH105                     | 3-1/2" | 1                 | 1      |
| MN90LRXH11                      | 4"     | 1                 | 1      |
| MN90LRXH12                      | 5"     | 1                 | 1      |
| MN90LRXH13                      | 6"     | 1                 | 1      |
| MN90LRXH14                      | 8"     | 1                 | 1      |
| MN90LRXH15                      | 10"    | 1                 | 1      |
| MN90LRXH16                      | 12"    | 1                 | 1      |
| <b>Short Radius 90° Elbow</b>   |        |                   |        |
| MN90SRXH08                      | 2"     | 1                 | 1      |
| MN90SRXH09                      | 2-1/2" | 1                 | 1      |
| MN90SRXH10                      | 3"     | 1                 | 1      |
| MN90SRXH105                     | 3-1/2" | 1                 | 1      |
| MN90SRXH11                      | 4"     | 1                 | 1      |
| MN90SRXH12                      | 5"     | 1                 | 1      |
| MN90SRXH13                      | 6"     | 1                 | 1      |
| MN90SRXH14                      | 8"     | 1                 | 1      |
| MN90SRXH15                      | 10"    | 1                 | 1      |
| MN90SRXH16                      | 12"    | 1                 | 1      |
| <b>XH 45° Elbow</b>             |        |                   |        |
| MN45XH08                        | 2"     | 1                 | 1      |
| MN45XH09                        | 2-1/2" | 1                 | 1      |
| MN45XH10                        | 3"     | 1                 | 1      |
| MN45XH105                       | 3-1/2" | 1                 | 1      |
| MN45XH11                        | 4"     | 1                 | 1      |
| MN45XH12                        | 5"     | 1                 | 1      |
| MN45XH13                        | 6"     | 1                 | 1      |
| MN45XH14                        | 8"     | 1                 | 1      |
| MN45XH15                        | 10"    | 1                 | 1      |
| MN45XH16                        | 12"    | 1                 | 1      |
| <b>XH Cap</b>                   |        |                   |        |
| MNCAXH08                        | 2"     | 1                 | 1      |
| MNCAXH09                        | 2-1/2" | 1                 | 1      |
| MNCAXH10                        | 3"     | 1                 | 1      |
| MNCAXH105                       | 3-1/2" | 1                 | 1      |
| MNCAXH11                        | 4"     | 1                 | 1      |
| MNCAXH12                        | 5"     | 1                 | 1      |
| MNCAXH13                        | 6"     | 1                 | 1      |
| MNCAXH14                        | 8"     | 1                 | 1      |
| MNCAXH15                        | 10"    | 1                 | 1      |
| MNCAXH16                        | 12"    | 1                 | 1      |

|                        |                 | CARTON QUANTITIES |        |
|------------------------|-----------------|-------------------|--------|
| MODEL NUMBER           | SIZE            | INNER             | MASTER |
| <b>XH Tee</b>          |                 |                   |        |
| MNTXH08                | 2"              | 1                 | 1      |
| MNTXH09                | 2-1/2"          | 1                 | 1      |
| MNTXH10                | 3"              | 1                 | 1      |
| MNTXH105               | 3-1/2"          | 1                 | 1      |
| MNTXH11*               | 4"              | 1                 | 1      |
| MNTXH12                | 5"              | 1                 | 1      |
| MNTXH13                | 6"              | 1                 | 1      |
| MNTXH14                | 8"              | 1                 | 1      |
| MNTXH15                | 10"             | 1                 | 1      |
| MNTXH16                | 12"             | 1                 | 1      |
| <b>XH Reducing Tee</b> |                 |                   |        |
| MNRTXH0805             | 2" x 1"         | 1                 | 1      |
| MNRTXH0806             | 2" x 1-1/4"     | 1                 | 1      |
| MNRTXH0807             | 2" x 1-1/2"     | 1                 | 1      |
| MNRTXH0905             | 2-1/2" x 1"     | 1                 | 1      |
| MNRTXH0907             | 2-1/2" x 1-1/2" | 1                 | 1      |
| MNRTXH0908             | 2-1/2" x 2"     | 1                 | 1      |
| MNRTXH1007             | 3" x 1-1/2"     | 1                 | 1      |
| MNRTXH1008             | 3" x 2"         | 1                 | 1      |
| MNRTXH1009             | 3" x 2-1/2"     | 1                 | 1      |
| MNRTXH10507            | 3-1/2" x 1-1/2" | 1                 | 1      |
| MNRTXH10508            | 3-1/2" x 2"     | 1                 | 1      |
| MNRTXH1108             | 4" x 2"         | 1                 | 1      |
| MNRTXH1109             | 4" x 2-1/2"     | 1                 | 1      |
| MNRTXH1110             | 4" x 3"         | 1                 | 1      |
| MNRTXH1210             | 5" x 3"         | 1                 | 1      |
| MNRTXH1211             | 5" x 4"         | 1                 | 1      |
| MNRTXH1311             | 6" x 4"         | 1                 | 1      |
| MNRTXH1312             | 6" x 5"         | 1                 | 1      |
| MNRTXH1411             | 8" x 4"         | 1                 | 1      |
| MNRTXH1413             | 8" x 6"         | 1                 | 1      |
| MNRTXH1513             | 10" x 6"        | 1                 | 1      |
| MNRTXH1514             | 10" x 8"        | 1                 | 1      |
| MNRTXH1614             | 12" x 8"        | 1                 | 1      |
| MNRTXH1615             | 12" x 10"       | 1                 | 1      |





Cap



Tee



Reducer Tee



Concentric Reducer



Eccentric Reducer

|                              |                 | CARTON QUANTITIES |        |
|------------------------------|-----------------|-------------------|--------|
| MODEL NUMBER                 | SIZE            | INNER             | MASTER |
| <b>XH Concentric Reducer</b> |                 |                   |        |
| MNCRXH0805                   | 2" x 1"         | 1                 | 1      |
| MNCRXH0806                   | 2" x 1-1/4"     | 1                 | 1      |
| MNCRXH0807                   | 2" x 1-1/2"     | 1                 | 1      |
| MNCRXH0905                   | 2-1/2" x 1"     | 1                 | 1      |
| MNCRXH0906                   | 2-1/2" x 1-1/4" | 1                 | 1      |
| MNCRXH0907                   | 2-1/2" x 1-1/2" | 1                 | 1      |
| MNCRXH0908                   | 2-1/2" x 2"     | 1                 | 1      |
| MNCRXH1007                   | 3" x 1-1/2"     | 1                 | 1      |
| MNCRXH1008                   | 3" x 2"         | 1                 | 1      |
| MNCRXH1009                   | 3" x 2-1/2"     | 1                 | 1      |
| MNCRXH1107                   | 4" x 1-1/2"     | 1                 | 1      |
| MNCRXH1108                   | 4" x 2"         | 1                 | 1      |
| MNCRXH1109                   | 4" x 2-1/2"     | 1                 | 1      |
| MNCRXH1110                   | 4" x 3"         | 1                 | 1      |
| MNCRXH1210                   | 5" x 3"         | 1                 | 1      |
| MNCRXH12105                  | 5" x 3-1/2"     | 1                 | 1      |
| MNCRXH1211                   | 5" x 4"         | 1                 | 1      |
| MNCRXH1310                   | 6" x 3"         | 1                 | 1      |
| MNCRXH1311                   | 6" x 4"         | 1                 | 1      |
| MNCRXH1312                   | 6" x 5"         | 1                 | 1      |
| MNCRXH1412                   | 8" x 5"         | 1                 | 1      |
| MNCRXH1413                   | 8" x 6"         | 1                 | 1      |
| MNCRXH1513                   | 10" x 6"        | 1                 | 1      |
| MNCRXH1514                   | 10" x 8"        | 1                 | 1      |
| MNCRXH1613                   | 12" x 6"        | 1                 | 1      |
| MNCRXH1614                   | 12" x 8"        | 1                 | 1      |
| MNCRXH1615                   | 12" x 10"       | 1                 | 1      |

|                             |                 | CARTON QUANTITIES |        |
|-----------------------------|-----------------|-------------------|--------|
| MODEL NUMBER                | SIZE            | INNER             | MASTER |
| <b>XH Eccentric Reducer</b> |                 |                   |        |
| MNERXH0805                  | 2" x 1"         | 1                 | 1      |
| MNERXH0806                  | 2" x 1-1/4"     | 1                 | 1      |
| MNERXH0807                  | 2" x 1-1/2"     | 1                 | 1      |
| MNERXH0906                  | 2-1/2" x 1-1/4" | 1                 | 1      |
| MNERXH0907                  | 2-1/2" x 1-1/2" | 1                 | 1      |
| MNERXH0908                  | 2-1/2" x 2"     | 1                 | 1      |
| MNERXH1007                  | 3" x 1-1/2"     | 1                 | 1      |
| MNERXH1008                  | 3" x 2"         | 1                 | 1      |
| MNERXH1009                  | 3" x 2-1/2"     | 1                 | 1      |
| MNERXH1108                  | 4" x 2"         | 1                 | 1      |
| MNERXH1109                  | 4" x 2-1/2"     | 1                 | 1      |
| MNERXH1110                  | 4" x 3"         | 1                 | 1      |
| MNERXH1210                  | 5" x 3"         | 1                 | 1      |
| MNERXH1211                  | 5" x 4"         | 1                 | 1      |
| MNERXH1310                  | 6" x 3"         | 1                 | 1      |
| MNERXH1311                  | 6" x 4"         | 1                 | 1      |
| MNERXH1312                  | 6" x 5"         | 1                 | 1      |
| MNERXH1411                  | 8" x 4"         | 1                 | 1      |
| MNERXH1412                  | 8" x 5"         | 1                 | 1      |
| MNERXH1413                  | 8" x 6"         | 1                 | 1      |
| MNERXH1513                  | 10" x 6"        | 1                 | 1      |
| MNERXH1514                  | 10" x 8"        | 1                 | 1      |
| MNERXH1614                  | 12" x 8"        | 1                 | 1      |
| MNERXH1615                  | 12" x 10"       | 1                 | 1      |

# Weld Flanges | 150 LB

- 150# and 300# Pressure Rating
- Conforms to ASTM / ASME A/SA 150 ANSI B16.9 and B16.25
- Stocked in Sizes 2" - 12"

## CARTON QUANTITIES

| MODEL NUMBER                            | SIZE   | INNER | MASTER |
|---|--------|-------|--------|
| <b>150LB Raised Face Blind Flange</b>   |        |       |        |
| MN150BF08                               | 2"     | 1     | 1      |
| MN150BF09                               | 2-1/2" | 1     | 1      |
| MN150BF10                               | 3"     | 1     | 1      |
| MN150BF105                              | 3-1/2" | 1     | 1      |
| MN150BF11                               | 4"     | 1     | 1      |
| MN150BF12                               | 5"     | 1     | 1      |
| MN150BF13*                              | 6"     | 1     | 1      |
| MN150BF14                               | 8"     | 1     | 1      |
| MN150BF15                               | 10"    | 1     | 1      |
| MN150BF16                               | 12"    | 1     | 1      |
| <b>150LB Flat Face Threaded Flange</b>  |        |       |        |
| MN150FTF08                              | 2"     | 1     | 1      |
| MN150FTF09                              | 2-1/2" | 1     | 1      |
| MN150FTF10                              | 3"     | 1     | 1      |
| MN150FTF11                              | 4"     | 1     | 1      |
| <b>150LB Flat Face Blind Flange</b>     |        |       |        |
| MN150FBF08                              | 2"     | 1     | 1      |
| MN150FBF10                              | 3"     | 1     | 1      |
| MN150FBF11                              | 4"     | 1     | 1      |
| MN150FBF13                              | 6"     | 1     | 1      |
| MN150FBF14                              | 8"     | 1     | 1      |
| MN150FBF15                              | 10"    | 1     | 1      |
| MN150FBF16                              | 12"    | 1     | 1      |
| <b>150LB Weld Neck Flat Face Flange</b> |        |       |        |
| MN150FWF08                              | 2"     | 1     | 1      |
| MN150FWF10                              | 3"     | 1     | 1      |
| MN150FWF11                              | 4"     | 1     | 1      |
| MN150FWF13                              | 6"     | 1     | 1      |
| MN150FWF14                              | 8"     | 1     | 1      |
| MN150FWF15                              | 10"    | 1     | 1      |
| MN150FWF16                              | 12"    | 1     | 1      |
| <b>150LB Slip On Flat Face Flange</b>   |        |       |        |
| MN150FSF08                              | 2"     | 1     | 1      |
| MN150FSF10                              | 3"     | 1     | 1      |
| MN150FSF105                             | 3-1/2" | 1     | 1      |
| MN150FSF11                              | 4"     | 1     | 1      |
| MN150FSF12                              | 5"     | 1     | 1      |
| MN150FSF13                              | 6"     | 1     | 1      |
| MN150FSF14                              | 8"     | 1     | 1      |
| MN150FSF15                              | 10"    | 1     | 1      |
| MN150FSF16                              | 12"    | 1     | 1      |

## CARTON QUANTITIES

| MODEL NUMBER                                | SIZE   | INNER | MASTER |
|---|--------|-------|--------|
| <b>150LB Lap Joint Flat Face Flange</b>     |        |       |        |
| MN150LF08                                   | 2"     | 1     | 1      |
| MN150LF09                                   | 2-1/2" | 1     | 1      |
| MN150LF10                                   | 3"     | 1     | 1      |
| MN150LF105                                  | 3-1/2" | 1     | 1      |
| MN150LF11                                   | 4"     | 1     | 1      |
| MN150LF12                                   | 5"     | 1     | 1      |
| MN150LF13*                                  | 6"     | 1     | 1      |
| MN150LF14                                   | 8"     | 1     | 1      |
| MN150LF15                                   | 10"    | 1     | 1      |
| MN150LF16                                   | 12"    | 1     | 1      |
| <b>150LB Socket Weld Raised Face Flange</b> |        |       |        |
| MN150SWF08                                  | 2"     | 1     | 1      |
| MN150SWF09                                  | 2-1/2" | 1     | 1      |
| MN150SWF10                                  | 3"     | 1     | 1      |
| MN150SWF11                                  | 4"     | 1     | 1      |
| MN150SWF13                                  | 6"     | 1     | 1      |
| MN150SWF14                                  | 8"     | 1     | 1      |
| <b>150LB Slip On Raised Face Flange</b>     |        |       |        |
| MN150SF08                                   | 2"     | 1     | 1      |
| MN150SF09                                   | 2-1/2" | 1     | 1      |
| MN150SF10                                   | 3"     | 1     | 1      |
| MN150SF105                                  | 3-1/2" | 1     | 1      |
| MN150SF11                                   | 4"     | 1     | 1      |
| MN150SF12                                   | 5"     | 1     | 1      |
| MN150SF13                                   | 6"     | 1     | 1      |
| MN150SF14                                   | 8"     | 1     | 1      |
| MN150SF15                                   | 10"    | 1     | 1      |
| MN150SF16                                   | 12"    | 1     | 1      |
| <b>150LB Threaded Raised Face Flange</b>    |        |       |        |
| MN150TF08                                   | 2"     | 1     | 1      |
| MN150TF09                                   | 2-1/2" | 1     | 1      |
| MN150TF10                                   | 3"     | 1     | 1      |
| MN150TF105                                  | 3-1/2" | 1     | 1      |
| MN150TF11                                   | 4"     | 1     | 1      |
| MN150TF12                                   | 5"     | 1     | 1      |
| MN150TF13*                                  | 6"     | 1     | 1      |
| MN150TF14                                   | 8"     | 1     | 1      |
| MN150TF16                                   | 12"    | 1     | 1      |



**150**  
Lap Joint Flat Face  
Flange



**150**  
Threaded Raised Face  
Flange



**150**  
Raised Face Blind  
Flange

|  |        | CARTON QUANTITIES |        |
|--|--------|-------------------|--------|
| MODEL NUMBER                                   | SIZE   | INNER             | MASTER |
| <b>150LB Weld Neck Raised Face Flange</b>      |        |                   |        |
| MN150WF08                                      | 2"     | 1                 | 1      |
| MN150WF09                                      | 2-1/2" | 1                 | 1      |
| MN150WF10                                      | 3"     | 1                 | 1      |
| MN150WF105                                     | 3-1/2" | 1                 | 1      |
| MN150WF11                                      | 4"     | 1                 | 1      |
| MN150WF12                                      | 5"     | 1                 | 1      |
| MN150WF13                                      | 6"     | 1                 | 1      |
| MN150WF14                                      | 8"     | 1                 | 1      |
| MN150WF15                                      | 10"    | 1                 | 1      |
| MN150WF16                                      | 12"    | 1                 | 1      |
| <b>150LB XH Socket Weld Raised Face Flange</b> |        |                   |        |
| MN150XHSWF08                                   | 2"     | 1                 | 1      |
| MN150XHSWF09                                   | 2-1/2" | 1                 | 1      |
| MN150XHSWF10                                   | 3"     | 1                 | 1      |
| MN150XHSWF11                                   | 4"     | 1                 | 1      |
| <b>150LB XH Weld Raised Face Flange</b>        |        |                   |        |
| MN150XHWF08                                    | 2"     | 1                 | 1      |
| MN150XHWF09                                    | 2-1/2" | 1                 | 1      |
| MN150XHWF10                                    | 3"     | 1                 | 1      |
| MN150XHWF105                                   | 3-1/2" | 1                 | 1      |
| MN150XHWF11                                    | 4"     | 1                 | 1      |
| MN150XHWF12                                    | 5"     | 1                 | 1      |
| MN150XHWF13                                    | 6"     | 1                 | 1      |
| MN150XHWF14                                    | 8"     | 1                 | 1      |
| MN150XHWF15                                    | 10"    | 1                 | 1      |
| MN150XHWF16                                    | 12"    | 1                 | 1      |

# Weld Flanges | 300LB

- 150# and 300# Pressure Rating
- Conforms to ASTM / ASME A/SA 150 ANSI B16.9 and B16.25
- Stocked in Sizes 2" - 12"

|   |        | CARTON QUANTITIES |        |
|---|--------|-------------------|--------|
| MODEL NUMBER                                | SIZE   | INNER             | MASTER |
| <b>300LB Raised Face Blind Flange</b>       |        |                   |        |
| MN300BF08                                   | 2"     | 1                 | 1      |
| MN300BF09                                   | 2-1/2" | 1                 | 1      |
| MN300BF10                                   | 3"     | 1                 | 1      |
| MN300BF105                                  | 3-1/2" | 1                 | 1      |
| MN300BF11                                   | 4"     | 1                 | 1      |
| MN300BF12                                   | 5"     | 1                 | 1      |
| MN300BF13                                   | 6"     | 1                 | 1      |
| MN300BF14                                   | 8"     | 1                 | 1      |
| <b>300LB Lap Joint Flat Face Flange</b>     |        |                   |        |
| MN300LF08                                   | 2"     | 1                 | 1      |
| MN300LF09                                   | 2-1/2" | 1                 | 1      |
| MN300LF10                                   | 3"     | 1                 | 1      |
| MN300LF105                                  | 3-1/2" | 1                 | 1      |
| MN300LF11                                   | 4"     | 1                 | 1      |
| MN300LF12                                   | 5"     | 1                 | 1      |
| MN300LF13                                   | 6"     | 1                 | 1      |
| MN300LF14                                   | 8"     | 1                 | 1      |
| <b>300LB Slip On Raised Face Flange</b>     |        |                   |        |
| MN300SF08                                   | 2"     | 1                 | 1      |
| MN300SF09                                   | 2-1/2" | 1                 | 1      |
| MN300SF10                                   | 3"     | 1                 | 1      |
| MN300SF105                                  | 3-1/2" | 1                 | 1      |
| MN300SF11                                   | 4"     | 1                 | 1      |
| MN300SF12                                   | 5"     | 1                 | 1      |
| MN300SF13                                   | 6"     | 1                 | 1      |
| MN300SF14                                   | 8"     | 1                 | 1      |
| <b>300LB Socket Weld Raised Face Flange</b> |        |                   |        |
| MN300SWF08                                  | 2"     | 1                 | 1      |
| MN300SWF09                                  | 2-1/2" | 1                 | 1      |
| MN300SWF10                                  | 3"     | 1                 | 1      |
| MN300SWF11                                  | 4"     | 1                 | 1      |
| MN300SWF12                                  | 5"     | 1                 | 1      |
| <b>300LB Threaded Raised Face Flange</b>    |        |                   |        |
| MN300TF08                                   | 2"     | 1                 | 1      |
| MN300TF09                                   | 2-1/2" | 1                 | 1      |
| MN300TF10                                   | 3"     | 1                 | 1      |
| MN300TF105                                  | 3-1/2" | 1                 | 1      |
| MN300TF11                                   | 4"     | 1                 | 1      |
| MN300TF12                                   | 5"     | 1                 | 1      |
| MN300TF13                                   | 6"     | 1                 | 1      |
| MN300TF14                                   | 8"     | 1                 | 1      |



300  
Weld Neck Raised Face  
Flange



300  
Socket Weld Raised Face  
Flange



300  
Slip On Raised Face  
Flange

|  |        | CARTON QUANTITIES |        |
|--|--------|-------------------|--------|
| MODEL NUMBER                                   | SIZE   | INNER             | MASTER |
| <b>300LB Weld Neck Raised Face Flange</b>      |        |                   |        |
| MN300WF08                                      | 2"     | 1                 | 1      |
| MN300WF09                                      | 2-1/2" | 1                 | 1      |
| MN300WF10                                      | 3"     | 1                 | 1      |
| MN300WF105                                     | 3-1/2" | 1                 | 1      |
| MN300WF11                                      | 4"     | 1                 | 1      |
| MN300WF12                                      | 5"     | 1                 | 1      |
| MN300WF13                                      | 6"     | 1                 | 1      |
| MN300WF14                                      | 8"     | 1                 | 1      |
| <b>300LB XH Socket Weld Raised Face Flange</b> |        |                   |        |
| MN300XHSWF08                                   | 2"     | 1                 | 1      |
| MN300XHSWF10                                   | 3"     | 1                 | 1      |
| MN300XHSWF11                                   | 4"     | 1                 | 1      |
| <b>300LB XH Weld Neck Raised Face Flange</b>   |        |                   |        |
| MN300XHWF08                                    | 2"     | 1                 | 1      |
| MN300XHWF09                                    | 2-1/2" | 1                 | 1      |
| MN300XHWF10                                    | 3"     | 1                 | 1      |
| MN300XHWF105                                   | 3-1/2" | 1                 | 1      |
| MN300XHWF11                                    | 4"     | 1                 | 1      |
| MN300XHWF12                                    | 5"     | 1                 | 1      |
| MN300XHWF13                                    | 6"     | 1                 | 1      |
| MN300XHWF14                                    | 8"     | 1                 | 1      |

- Casting Conforms to ASTM A351
- NPT Threads Conform to ASME B1.20.1
  - RoHS Compliant
- Fittings Meet Applicable Chemical & Physical Properties
  - Stocked 1/8" - 4" Diameter



90° Elbow



45° Elbow



90° Street Elbow



Tee

| CARTON QUANTITIES       |        |       |        |
|-------------------------|--------|-------|--------|
| MODEL NUMBER            | SIZE   | INNER | MASTER |
| <b>90° Elbow</b>        |        |       |        |
| SSF304L9000             | 1/8"   | 120   | 480    |
| SSF304L9001             | 1/4"   | 100   | 400    |
| SSF304L9002             | 3/8"   | 50    | 200    |
| SSF304L9003             | 1/2"   | 30    | 120    |
| SSF304L9004             | 3/4"   | 18    | 72     |
| SSF304L9005             | 1"     | 10    | 40     |
| SSF304L9006             | 1-1/4" | 5     | 20     |
| SSF304L9007             | 1-1/2" | 4     | 16     |
| SSF304L9008             | 2"     | 2     | 8      |
| SSF304L9009             | 2-1/2" | 1     | 8      |
| SSF304L9010             | 3"     | 1     | 5      |
| SSF304L9011             | 4"     | 1     | 2      |
| <b>90° Street Elbow</b> |        |       |        |
| SSF304STL9001           | 1/4"   | 100   | 400    |
| SSF304STL9002           | 3/8"   | 60    | 240    |
| SSF304STL9003           | 1/2"   | 35    | 140    |
| SSF304STL9004           | 3/4"   | 18    | 72     |
| SSF304STL9005           | 1"     | 10    | 40     |
| SSF304STL9006           | 1-1/4" | 5     | 20     |
| SSF304STL9007           | 1-1/2" | 4     | 16     |
| SSF304STL9008           | 2"     | 2     | 8      |
| SSF304STL9009           | 2-1/2" | 1     | 6      |
| SSF304STL9010           | 3"     | 1     | 4      |
| SSF304STL9011           | 4"     | 1     | 2      |

| CARTON QUANTITIES |        |       |        |
|-------------------|--------|-------|--------|
| MODEL NUMBER      | SIZE   | INNER | MASTER |
| <b>45° Elbow</b>  |        |       |        |
| SSF304L4501       | 1/4"   | 100   | 400    |
| SSF304L4502       | 3/8"   | 60    | 240    |
| SSF304L4503       | 1/2"   | 40    | 160    |
| SSF304L4504       | 3/4"   | 20    | 80     |
| SSF304L4505       | 1"     | 10    | 40     |
| SSF304L4506       | 1-1/4" | 6     | 24     |
| SSF304L4507       | 1-1/2" | 4     | 16     |
| SSF304L4508       | 2"     | 2     | 8      |
| SSF304L4509       | 2-1/2" | 1     | 8      |
| SSF304L4510       | 3"     | 1     | 5      |
| SSF304L4511       | 4"     | 1     | 2      |
| <b>Tee</b>        |        |       |        |
| SSF304T01         | 1/4"   | 70    | 280    |
| SSF304T02         | 3/8"   | 40    | 160    |
| SSF304T03         | 1/2"   | 20    | 80     |
| SSF304T04         | 3/4"   | 12    | 48     |
| SSF304T05         | 1"     | 8     | 32     |
| SSF304T06         | 1-1/4" | 4     | 16     |
| SSF304T07         | 1-1/2" | 1     | 20     |
| SSF304T08         | 2"     | 1     | 10     |
| SSF304T09         | 2-1/2" | 1     | 6      |
| SSF304T10         | 3"     | 1     | 4      |
| SSF304T11         | 4"     | 1     | 2      |



# Stainless Steel Fittings | 304

- Casting Conforms to ASTM A351
- NPT Threads Conform to ASME B1.20.1
- RoHS Compliant
- Fittings Meet Applicable Chemical & Physical Properties
- Stocked 1/8" - 4" Diameter



Hex Head Plug



Square Head Plug



Union



Cap



Coupling



Half Coupling



Reducing Coupling



Bushing

| MODEL NUMBER         | SIZE   | CARTON QUANTITIES |        |
|----------------------|--------|-------------------|--------|
|                      |        | INNER             | MASTER |
| <b>Hex Head Plug</b> |        |                   |        |
| SSF304HP01           | 1/4"   | 250               | 1,000  |
| SSF304HP02           | 3/8"   | 200               | 800    |
| SSF304HP03           | 1/2"   | 100               | 400    |
| SSF304HP04           | 3/4"   | 60                | 240    |
| SSF304HP05           | 1"     | 35                | 140    |
| SSF304HP06           | 1-1/4" | 18                | 72     |
| SSF304HP07           | 1-1/2" | 15                | 60     |
| SSF304HP08           | 2"     | 6                 | 24     |
| SSF304HP09           | 2-1/2" | 1                 | 30     |
| SSF304HP10           | 3"     | 1                 | 20     |
| SSF304HP11           | 4"     | 1                 | 10     |
| <b>Union</b>         |        |                   |        |
| SSF304UN01           | 1/4"   | 50                | 200    |
| SSF304UN02           | 3/8"   | 30                | 120    |
| SSF304UN03           | 1/2"   | 25                | 100    |
| SSF304UN04           | 3/4"   | 12                | 48     |
| SSF304UN05           | 1"     | 12                | 48     |
| SSF304UN06           | 1-1/4" | 3                 | 12     |
| SSF304UN07           | 1-1/2" | 3                 | 12     |
| SSF304UN08           | 2"     | 2                 | 8      |
| SSF304UN09           | 2-1/2" | 1                 | 10     |
| SSF304UN10           | 3"     | 1                 | 4      |
| SSF304UN11           | 4"     | 1                 | 2      |

| MODEL NUMBER            | SIZE   | CARTON QUANTITIES |        |
|-------------------------|--------|-------------------|--------|
|                         |        | INNER             | MASTER |
| <b>Square Head Plug</b> |        |                   |        |
| SSF304SP01              | 1/4"   | 400               | 1,600  |
| SSF304SP02              | 3/8"   | 300               | 1,200  |
| SSF304SP03              | 1/2"   | 150               | 600    |
| SSF304SP04              | 3/4"   | 90                | 360    |
| SSF304SP05              | 1"     | 40                | 160    |
| SSF304SP06              | 1-1/4" | 30                | 120    |
| SSF304SP07              | 1-1/2" | 24                | 96     |
| SSF304SP08              | 2"     | 12                | 48     |
| SSF304SP09              | 2-1/2" | 1                 | 40     |
| SSF304SP10              | 3"     | 1                 | 24     |
| SSF304SP11              | 4"     | 1                 | 14     |
| <b>Cap</b>              |        |                   |        |
| SSF304CA01              | 1/4"   | 200               | 800    |
| SSF304CA02              | 3/8"   | 120               | 480    |
| SSF304CA03              | 1/2"   | 80                | 320    |
| SSF304CA04              | 3/4"   | 50                | 200    |
| SSF304CA05              | 1"     | 25                | 100    |
| SSF304CA06              | 1-1/4" | 16                | 64     |
| SSF304CA07              | 1-1/2" | 15                | 60     |
| SSF304CA08              | 2"     | 8                 | 32     |
| SSF304CA09              | 2-1/2" | 1                 | 30     |
| SSF304CA10              | 3"     | 1                 | 20     |
| SSF304CA11              | 4"     | 1                 | 10     |

| CARTON QUANTITIES        |                 |       |        |
|--------------------------|-----------------|-------|--------|
| MODEL NUMBER             | SIZE            | INNER | MASTER |
| <b>Coupling</b>          |                 |       |        |
| SSF304CP00               | 1/8"            | 200   | 800    |
| SSF304CP01               | 1/4"            | 120   | 480    |
| SSF304CP02               | 3/8"            | 100   | 400    |
| SSF304CP03               | 1/2"            | 50    | 200    |
| SSF304CP04               | 3/4"            | 30    | 120    |
| SSF304CP05               | 1"              | 20    | 80     |
| SSF304CP06               | 1-1/4"          | 12    | 48     |
| SSF304CP07               | 1-1/2"          | 10    | 40     |
| SSF304CP08               | 2"              | 4     | 16     |
| SSF304CP09               | 2-1/2"          | 1     | 15     |
| SSF304CP10               | 3"              | 1     | 10     |
| SSF304CP11               | 4"              | 1     | 6      |
| <b>Reducing Coupling</b> |                 |       |        |
| SSF304RC0100             | 1/4" x 1/8"     | 150   | 600    |
| SSF304RC0201             | 3/8" x 1/4"     | 60    | 240    |
| SSF304RC0301             | 1/2" x 1/4"     | 40    | 160    |
| SSF304RC0302             | 1/2" x 3/8"     | 40    | 160    |
| SSF304RC0401             | 3/4" x 1/8"     | 24    | 96     |
| SSF304RC0402             | 3/4" x 1/8"     | 24    | 96     |
| SSF304RC0403             | 3/4" x 1/8"     | 24    | 96     |
| SSF304RC0501             | 1" x 1/4"       | 12    | 48     |
| SSF304RC0502             | 1" x 3/8"       | 12    | 48     |
| SSF304RC0503             | 1" x 1/2"       | 12    | 48     |
| SSF304RC0504             | 1" x 3/4"       | 12    | 48     |
| SSF304RC0603             | 1-1/4" x 1/2"   | 12    | 48     |
| SSF304RC0604             | 1-1/4" x 3/4"   | 12    | 48     |
| SSF304RC0605             | 1-1/4" x 1"     | 12    | 48     |
| SSF304RC0603             | 1-1/2" x 1/2"   | 8     | 32     |
| SSF304RC0604             | 1-1/2" x 3/4"   | 8     | 32     |
| SSF304RC0605             | 1-1/2" x 1"     | 8     | 32     |
| SSF304RC0605             | 1-1/2" x 1-1/4" | 8     | 32     |
| SSF304RC0603             | 2" x 1/2"       | 4     | 16     |
| SSF304RC0604             | 2" x 3/4"       | 4     | 16     |
| SSF304RC0605             | 2" x 1"         | 4     | 16     |
| SSF304RC0605             | 2" x 1-1/4"     | 4     | 16     |
| SSF304RC0605             | 2" x 1-1/2"     | 4     | 16     |
| SSF304RC0907             | 2-1/2" x 1-1/2" | 1     | 16     |
| SSF304RC0908             | 2-1/2" x 2"     | 1     | 9      |
| SSF304RC1005             | 3" x 1"         | 1     | 9      |
| SSF304RC1007             | 3" x 1-1/2"     | 1     | 9      |
| SSF304RC1008             | 3" x 2"         | 1     | 9      |
| SSF304RC1108             | 4" x 2"         | 1     | 3      |
| SSF304RC1109             | 4" x 3"         | 1     | 3      |

| CARTON QUANTITIES    |                 |       |        |
|----------------------|-----------------|-------|--------|
| MODEL NUMBER         | SIZE            | INNER | MASTER |
| <b>Half Coupling</b> |                 |       |        |
| SSF304HC01           | 1/4"            | 300   | 1200   |
| SSF304HC02           | 3/8"            | 200   | 800    |
| SSF304HC03           | 1/2"            | 120   | 480    |
| SSF304HC04           | 3/4"            | 70    | 280    |
| SSF304HC05           | 1"              | 40    | 160    |
| SSF304HC06           | 1-1/4"          | 24    | 96     |
| SSF304HC07           | 1-1/2"          | 20    | 80     |
| SSF304HC08           | 2"              | 10    | 40     |
| SSF304HC09           | 2-1/2"          | 1     | 50     |
| SSF304HC10           | 3"              | 1     | 25     |
| SSF304HC11           | 4"              | 1     | 12     |
| <b>Bushing</b>       |                 |       |        |
| SSF304BU0100         | 1/4" x 1/8"     | 300   | 1,200  |
| SSF304BU0201         | 3/8" x 1/4"     | 120   | 480    |
| SSF304BU0301         | 1/2" x 3/8"     | 100   | 400    |
| SSF304BU0302         | 1/2" x 3/8"     | 100   | 400    |
| SSF304BU0401         | 3/4" x 1/4"     | 60    | 240    |
| SSF304BU0402         | 3/4" x 3/8"     | 60    | 240    |
| SSF304BU0403         | 3/4" x 1/2"     | 60    | 240    |
| SSF304BU0501         | 1" x 1/4"       | 36    | 144    |
| SSF304BU0502         | 1" x 3/8"       | 36    | 144    |
| SSF304BU0503         | 1" x 1/2"       | 36    | 144    |
| SSF304BU0504         | 1" x 3/4"       | 36    | 144    |
| SSF304BU0603         | 1-1/4" x 1/2"   | 18    | 72     |
| SSF304BU0604         | 1-1/4" x 3/4"   | 18    | 72     |
| SSF304BU0605         | 1-1/4" x 1"     | 18    | 72     |
| SSF304BU0703         | 1-1/2" x 1/2"   | 18    | 72     |
| SSF304BU0704         | 1-1/2" x 3/4"   | 18    | 72     |
| SSF304BU0705         | 1-1/2" x 1"     | 18    | 72     |
| SSF304BU0706         | 1-1/2" x 1-1/4" | 18    | 72     |
| SSF304BU0803         | 2" x 1/2"       | 18    | 36     |
| SSF304BU0804         | 2" x 3/4"       | 18    | 36     |
| SSF304BU0805         | 2" x 1"         | 18    | 36     |
| SSF304BU0806         | 2" x 1-1/4"     | 18    | 36     |
| SSF304BU0807         | 2" x 1-1/2"     | 18    | 36     |
| SSF304BU0905         | 2-1/2" x 1"     | 4     | 16     |
| SSF304BU0906         | 2-1/2" x 1-1/4" | 4     | 16     |
| SSF304BU0907         | 2-1/2" x 1-1/2" | 4     | 16     |
| SSF304BU0908         | 2-1/2" x 1-2"   | 4     | 16     |
| SSF304BU1005         | 3" x 1"         | 3     | 12     |
| SSF304BU1007         | 3" x 1-1/2"     | 3     | 12     |
| SSF304BU1008         | 3" x 2"         | 3     | 12     |
| SSF304BU1009         | 3" x 2-1/2"     | 3     | 12     |
| SSF304BU1107         | 4" x 1-1/2"     | 1     | 4      |
| SSF304BU1108         | 4" x 2"         | 1     | 4      |
| SSF304BU1109         | 4" x 2-1/2"     | 1     | 4      |
| SSF304BU1110         | 4" x 3"         | 1     | 4      |
| SSF304RC1110         | 4" x 3"         | 1     | 4      |

# Stainless Steel Fittings | 316

- Casting Conforms to ASTM A351
- NPT Threads Conform to ASME B1.20.1
- RoHS Compliant
- Fittings Meet Applicable Chemical & Physical Properties
- Stocked 1/8" - 4" Diameter



90° Elbow



45° Elbow



90° Street Elbow



Tee



Square Head Plug



Hex Head Plug

|                         |        | CARTON QUANTITIES |        |
|-------------------------|--------|-------------------|--------|
| MODEL NUMBER            | SIZE   | INNER             | MASTER |
| <b>90° Elbow</b>        |        |                   |        |
| SSF316L9001             | 1/4"   | 100               | 400    |
| SSF316L9002             | 3/8"   | 50                | 200    |
| SSF316L9003             | 1/2"   | 30                | 120    |
| SSF316L9004             | 3/4"   | 18                | 72     |
| SSF316L9005             | 1"     | 10                | 40     |
| SSF316L9006             | 1-1/4" | 5                 | 20     |
| SSF316L9007             | 1-1/2" | 4                 | 16     |
| SSF316L9008             | 2"     | 2                 | 8      |
| SSF316L9009             | 2-1/2" | 1                 | 8      |
| SSF316L9010             | 3"     | 1                 | 5      |
| SSF316L9011             | 4"     | 1                 | 2      |
| <b>90° Street Elbow</b> |        |                   |        |
| SSF316STL9001           | 1/4"   | 100               | 400    |
| SSF316STL9002           | 3/8"   | 60                | 240    |
| SSF316STL9003           | 1/2"   | 35                | 140    |
| SSF316STL9004           | 3/4"   | 18                | 72     |
| SSF316STL9005           | 1"     | 10                | 40     |
| SSF316STL9006           | 1-1/4" | 4                 | 16     |
| SSF316STL9007           | 1-1/2" | 2                 | 4      |
| SSF316STL9008           | 2"     | 2                 | 8      |
| SSF316STL9009           | 2-1/2" | 1                 | 4      |
| SSF316STL9010           | 3"     | 1                 | 4      |
| SSF316STL9011           | 4"     | 1                 | 2      |

|                  |        | CARTON QUANTITIES |        |
|------------------|--------|-------------------|--------|
| MODEL NUMBER     | SIZE   | INNER             | MASTER |
| <b>45° Elbow</b> |        |                   |        |
| SSF316L4501      | 1/4"   | 100               | 400    |
| SSF316L4502      | 3/8"   | 60                | 240    |
| SSF316L4503      | 1/2"   | 40                | 160    |
| SSF316L4504      | 3/4"   | 20                | 80     |
| SSF316L4505      | 1"     | 10                | 40     |
| SSF316L4506      | 1-1/4" | 6                 | 24     |
| SSF316L4507      | 1-1/2" | 4                 | 16     |
| SSF316L4508      | 2"     | 2                 | 8      |
| SSF316L4509      | 2-1/2" | 1                 | 8      |
| SSF316L4510      | 3"     | 1                 | 5      |
| SSF316L4511      | 4"     | 1                 | 2      |
| <b>Tee</b>       |        |                   |        |
| SSF316T00        | 1/8"   | 75                | 300    |
| SSF316T01        | 1/4"   | 70                | 280    |
| SSF316T02        | 3/8"   | 40                | 160    |
| SSF316T03        | 1/2"   | 20                | 80     |
| SSF316T04        | 3/4"   | 12                | 48     |
| SSF316T05        | 1"     | 8                 | 32     |
| SSF316T06        | 1-1/4" | 4                 | 16     |
| SSF316T07        | 1-1/2" | 1                 | 20     |
| SSF316T08        | 2"     | 1                 | 10     |
| SSF316T09        | 2-1/2" | 1                 | 6      |
| SSF316T10        | 3"     | 1                 | 4      |
| SSF316T11        | 4"     | 1                 | 2      |



Union



Cap



Coupling



Half Coupling

| CARTON QUANTITIES       |        |       |        |
|-------------------------|--------|-------|--------|
| MODEL NUMBER            | SIZE   | INNER | MASTER |
| <b>Square Head Plug</b> |        |       |        |
| SSF316SP01              | 1/4"   | 400   | 1600   |
| SSF316SP02              | 3/8"   | 300   | 1200   |
| SSF316SP03              | 1/2"   | 100   | 400    |
| SSF316SP04              | 3/4"   | 60    | 240    |
| SSF316SP05              | 1"     | 36    | 144    |
| SSF316SP06              | 1-1/4" | 28    | 112    |
| SSF316SP07              | 1-1/2" | 24    | 96     |
| SSF316SP08              | 2"     | 9     | 36     |
| SSF316SP09              | 2-1/2" | 5     | 20     |
| SSF316SP10              | 3"     | 3     | 12     |
| SSF316SP11              | 4"     | 1     | 10     |
| <b>Union</b>            |        |       |        |
| SSF316UN01              | 1/4"   | 50    | 50     |
| SSF316UN02              | 3/8"   | 30    | 30     |
| SSF316UN03              | 1/2"   | 25    | 25     |
| SSF316UN04              | 3/4"   | 12    | 12     |
| SSF316UN05              | 1"     | 12    | 12     |
| SSF316UN06              | 1-1/4" | 3     | 3      |
| SSF316UN07              | 1-1/2" | 3     | 3      |
| SSF316UN08              | 2"     | 2     | 2      |
| SSF316UN09              | 2-1/2" | 1     | 1      |
| SSF316UN10              | 3"     | 1     | 1      |
| SSF316UN11              | 4"     | 1     | 1      |
| <b>Coupling</b>         |        |       |        |
| SSF316CP01              | 1/4"   | 120   | 480    |
| SSF316CP02              | 3/8"   | 100   | 400    |
| SSF316CP03              | 1/2"   | 50    | 240    |
| SSF316CP04              | 3/4"   | 30    | 120    |
| SSF316CP05              | 1"     | 20    | 80     |
| SSF316CP06              | 1-1/4" | 12    | 48     |
| SSF316CP07              | 1-1/2" | 10    | 40     |
| SSF316CP08              | 2"     | 4     | 16     |
| SSF316CP09              | 2-1/2" | 1     | 15     |
| SSF316CP10              | 3"     | 1     | 10     |
| SSF316CP11              | 4"     | 1     | 6      |

| CARTON QUANTITIES    |        |       |        |
|----------------------|--------|-------|--------|
| MODEL NUMBER         | SIZE   | INNER | MASTER |
| <b>Hex Head Plug</b> |        |       |        |
| SSF316HP00           | 1/8"   | 400   | 1600   |
| SSF316HP01           | 1/4"   | 250   | 1000   |
| SSF316HP02           | 3/8"   | 200   | 800    |
| SSF316HP03           | 1/2"   | 100   | 400    |
| SSF316HP04           | 3/4"   | 60    | 240    |
| SSF316HP05           | 1"     | 35    | 140    |
| SSF316HP06           | 1-1/4" | 18    | 72     |
| SSF316HP07           | 1-1/2" | 15    | 60     |
| SSF316HP08           | 2"     | 6     | 24     |
| SSF316HP09           | 2-1/2" | 1     | 30     |
| SSF316HP10           | 3"     | 1     | 20     |
| SSF316HP11           | 4"     | 1     | 10     |
| <b>Cap</b>           |        |       |        |
| SSF316CA01           | 1/4"   | 200   | 800    |
| SSF316CA02           | 3/8"   | 120   | 480    |
| SSF316CA03           | 1/2"   | 80    | 320    |
| SSF316CA04           | 3/4"   | 50    | 200    |
| SSF316CA05           | 1"     | 25    | 100    |
| SSF316CA06           | 1-1/4" | 16    | 64     |
| SSF316CA07           | 1-1/2" | 15    | 60     |
| SSF316CA08           | 2"     | 8     | 32     |
| SSF316CA09           | 2-1/2" | 1     | 30     |
| SSF316CA10           | 3"     | 1     | 20     |
| SSF316CA11           | 4"     | 1     | 10     |
| <b>Half Coupling</b> |        |       |        |
| SSF316HC01           | 1/4"   | 300   | 1200   |
| SSF316HC02           | 3/8"   | 200   | 800    |
| SSF316HC03           | 1/2"   | 120   | 480    |
| SSF316HC04           | 3/4"   | 70    | 280    |
| SSF316HC05           | 1"     | 40    | 160    |
| SSF316HC06           | 1-1/4" | 24    | 96     |
| SSF316HC07           | 1-1/2" | 20    | 80     |
| SSF316HC08           | 2"     | 10    | 40     |
| SSF316HC09           | 2-1/2" | 1     | 50     |
| SSF316HC10           | 3"     | 1     | 25     |
| SSF316HC11           | 4"     | 1     | 12     |

# Stainless Steel Fittings | 316

- Casting Conforms to ASTM A351
- NPT Threads Conform to ASME B1.20.1
- RoHS Compliant
- Fittings Meet Applicable Chemical & Physical Properties
- Stocked 1/8" - 4" Diameter



Reducing Coupling



Bushing

|                          |                 | CARTON QUANTITIES |        |
|--------------------------|-----------------|-------------------|--------|
| MODEL NUMBER             | SIZE            | INNER             | MASTER |
| <b>Reducing Coupling</b> |                 |                   |        |
| SSF316RC0100             | 1/2" x 1/8"     | 150               | 600    |
| SSF316RC0201             | 3/8" x 1/4"     | 60                | 240    |
| SSF316RC0301             | 1/2" x 1/4"     | 40                | 160    |
| SSF316RC0302             | 1/2" x 3/8"     | 40                | 160    |
| SSF316RC0401             | 3/4" x 1/4"     | 24                | 96     |
| SSF316RC0402             | 3/4" x 3/8"     | 24                | 96     |
| SSF316RC0501             | 1" x 1/4"       | 12                | 48     |
| SSF316RC0502             | 1" x 3/8"       | 12                | 48     |
| SSF316RC0503             | 1" x 1/2"       | 12                | 48     |
| SSF316RC0504             | 1" x 3/4"       | 12                | 48     |
| SSF316RC0603             | 1-1/4" x 1/2"   | 12                | 48     |
| SSF316RC0604             | 1-1/4" x 3/4"   | 12                | 48     |
| SSF316RC0605             | 1-1/4" x 1"     | 12                | 48     |
| SSF316RC0703             | 1-1/2" x 1/2"   | 8                 | 32     |
| SSF316RC0704             | 1-1/2" x 3/4"   | 8                 | 32     |
| SSF316RC0705             | 1-1/2" x 1"     | 8                 | 32     |
| SSF316RC0706             | 1-1/2" x 1-1/4" | 8                 | 32     |
| SSF316RC0803             | 2" x 1/2"       | 4                 | 16     |
| SSF316RC0804             | 2" x 3/4"       | 4                 | 16     |
| SSF316RC0805             | 2" x 1"         | 4                 | 16     |
| SSF316RC0806             | 2" x 1-1/4"     | 4                 | 16     |
| SSF316RC0807             | 2" x 1-1/2"     | 2                 | 8      |
| SSF316RC0907             | 2-1/2" x 1-1/2" | 1                 | 16     |
| SSF316RC0908             | 2-1/2" x 2"     | 1                 | 16     |
| SSF316RC1005             | 3" x 1"         | 1                 | 16     |
| SSF316RC1007             | 3" x 1-1/2"     | 1                 | 9      |
| SSF316RC1008             | 3" x 2"         | 1                 | 9      |
| SSF316RC1108             | 4" x 2"         | 3                 | 3      |
| SSF316RC1110             | 4" x 3"         | 1                 | 3      |

|                |                 | CARTON QUANTITIES |        |
|----------------|-----------------|-------------------|--------|
| MODEL NUMBER   | SIZE            | INNER             | MASTER |
| <b>Bushing</b> |                 |                   |        |
| SSF316BU0100   | 1/4" x 1/8"     | 300               | 1200   |
| SSF316BU0201   | 3/8" x 1/4"     | 120               | 480    |
| SSF316BU0301   | 1/2" x 1/4"     | 100               | 400    |
| SSF316BU0302   | 1/2" x 3/8"     | 100               | 400    |
| SSF316BU0401   | 3/4" x 1/4"     | 60                | 240    |
| SSF316BU0402   | 3/4" x 3/8"     | 60                | 240    |
| SSF316BU0403   | 3/4" x 1/2"     | 60                | 240    |
| SSF316BU0501   | 1" x 1/4"       | 36                | 144    |
| SSF316BU0502   | 1" x 3/8"       | 36                | 144    |
| SSF316BU0503   | 1" x 1/2"       | 36                | 144    |
| SSF316BU0504   | 1" x 3/4"       | 36                | 144    |
| SSF316BU0603   | 1-1/4" x 1/2"   | 36                | 144    |
| SSF316BU0604   | 1-1/4" x 3/4"   | 18                | 72     |
| SSF316BU0605   | 1-1/4" x 1"     | 36                | 144    |
| SSF316BU0703   | 1-1/2" x 1/2"   | 18                | 72     |
| SSF316BU0704   | 1-1/2" x 3/4"   | 18                | 72     |
| SSF316BU0705   | 1-1/2" x 1"     | 18                | 72     |
| SSF316BU0706   | 1-1/2" x 1-1/4" | 18                | 72     |
| SSF316BU0803   | 2" x 1/2"       | 9                 | 36     |
| SSF316BU0804   | 2" x 3/4"       | 9                 | 36     |
| SSF316BU0805   | 2" x 1"         | 9                 | 36     |
| SSF316BU0806   | 2" x 1-1/4"     | 9                 | 36     |
| SSF316BU0807   | 2" x 1-1/2"     | 9                 | 36     |
| SSF316BU0905   | 2-1/2" x 1"     | 4                 | 16     |
| SSF316BU0906   | 2-1/2" x 1-1/4" | 4                 | 16     |
| SSF316BU0907   | 2-1/2" x 1-1/2" | 4                 | 16     |
| SSF316BU0908   | 2-1/2" x 2"     | 4                 | 16     |
| SSF316BU1005   | 3" x 1"         | 3                 | 12     |
| SSF316BU1007   | 3" x 1-1/2"     | 3                 | 12     |
| SSF316BU1008   | 3" x 2"         | 3                 | 12     |
| SSF316BU1009   | 3" x 2-1/2"     | 4                 | 16     |
| SSF316BU1107   | 4" x 1-1/2"     | 3                 | 12     |
| SSF316BU1108   | 4" x 2"         | 1                 | 8      |
| SSF316BU1110   | 4" x 3"         | 1                 | 4      |



# Steel Merchant Couplings & Half Couplings



Black Steel Merchant Couplings - Straight



Black Merchant Half Couplings - Tapered



Black Merchant Half Couplings - Straight



Black Merchant Half Couplings - Tapered

- Black & Galvanized
- Full Stock of Specialty Couplings, such as Half Couplings and Right & Left Couplings
- Meets or Exceeds All Applicable ASTM, ANSI & API Standards
- Merchant Couplings Stocked 1/8" - 6" Diameter

|  |        | CARTON QUANTITIES |        |
|--|--------|-------------------|--------|
| MODEL NUMBER                                     | SIZE   | INNER             | MASTER |
| <b>Black Steel Merchant Couplings - Straight</b> |        |                   |        |
| M-CB00   | 1/8"   | 100               | 1200   |
| M-CB01   | 1/4"   | 100               | 1200   |
| M-CB02   | 3/8"   | 100               | 800    |
| M-CB03   | 1/2"   | 100               | 400    |
| M-CB04   | 3/4"   | 1                 | 50     |
| M-CB05   | 1"     | 1                 | 30     |
| M-CB06   | 1-1/4" | 1                 | 25     |
| M-CB07   | 1-1/2" | 1                 | 25     |
| M-CB08   | 2"     | 1                 | 20     |
| <b>Black Steel Merchant Couplings - Tapered</b>  |        |                   |        |
| M-CB09T  | 2-1/2" | 1                 | 24     |
| M-CB11T  | 4"     | 1                 | 12     |
| M-CB12T  | 5"     | 1                 | 6      |
| M-CB13T  | 6"     | 1                 | 4      |
| <b>Black Merchant Half Couplings - Straight</b>  |        |                   |        |
| M-HCB00  | 1/8"   | 200               | 2400   |
| M-HCB01  | 1/4"   | 200               | 2400   |
| M-HCB02  | 3/8"   | 200               | 1600   |
| M-HCB03  | 1/2"   | 200               | 800    |
| M-HCB04  | 3/4"   | 100               | 800    |
| M-HCB05  | 1"     | 100               | 400    |
| M-HCB06  | 1-1/4" | 50                | 200    |
| M-HCB07  | 1-1/2" | 50                | 200    |
| M-HCB08  | 2"     | 100               | 100    |
| <b>Black Merchant Half Couplings - Tapered</b>   |        |                   |        |
| M-HCB09T   | 2-1/2" | 1                 | 48     |
| M-HCB10T   | 3"     | 1                 | 36     |
| M-HCB11T   | 4"     | 1                 | 24     |
| M-HCB12T   | 5"     | 1                 | 12     |
| M-HCB13T   | 6"     | 1                 | 8      |



Galvanized Steel Merchant Couplings - Straight



Galvanized Steel Merchant Couplings - Tapered

|   |        | CARTON QUANTITIES |        |
|---|--------|-------------------|--------|
| MODEL NUMBER  | SIZE   | INNER             | MASTER |
| <b>Galvanized Steel Merchant Couplings - Straight</b> |        |                   |        |
| M-CG00  | 1/8"   | 100               | 1200   |
| M-CG01  | 1/4"   | 100               | 1200   |
| M-CG02  | 3/8"   | 100               | 800    |
| M-CG03  | 1/2"   | 100               | 400    |
| M-CG04  | 3/4"   | 1                 | 50     |
| M-CG05  | 1"     | 1                 | 30     |
| M-CG06  | 1-1/4" | 1                 | 25     |
| M-CG07  | 1-1/2" | 1                 | 25     |
| M-CG08  | 2"     | 1                 | 20     |
| <b>Galvanized Steel Merchant Couplings - Tapered</b>  |        |                   |        |
| M-CG09T   | 2-1/2" | 1                 | 24     |
| M-CG10T   | 3"     | 1                 | 18     |
| M-CG11T   | 4"     | 1                 | 12     |
| M-CG12T   | 5"     | 1                 | 6      |
| M-CG13T   | 6"     | 1                 | 4      |

# API Line Couplings

- Black & Galvanized
- Full Stock of Specialty Couplings, such as Half Couplings and Right & Left Couplings
- Meets or Exceeds All Applicable ASTM, ANSI & API Standards
- Merchant Couplings Stocked 1/8" - 6" Diameter



API Line Couplings - Black



API Line Couplings - Galvanized

| MODEL NUMBER                 | SIZE   | CARTON QUANTITIES |        |
|------------------------------|--------|-------------------|--------|
|                              |        | INNER             | MASTER |
| <b>API Couplings - Black</b> |        |                   |        |
| M-APIB00                     | 1/8"   | 1                 | 100    |
| M-APIB01                     | 1/4"   | 1                 | 100    |
| M-APIB02                     | 3/8"   | 1                 | 100    |
| M-APIB03                     | 1/2"   | 1                 | 100    |
| M-APIB04                     | 3/4"   | 1                 | 50     |
| M-APIB05                     | 1"     | 1                 | 25     |
| M-APIB06                     | 1-1/4" | 1                 | 25     |
| M-APIB07                     | 1-1/2" | 1                 | 20     |
| M-APIB08                     | 2"     | 1                 | 1      |
| M-APIB09                     | 2-1/2" | 1                 | 1      |
| M-APIB10                     | 3"     | 1                 | 1      |
| M-APIB11                     | 4"     | 1                 | 1      |
| M-APIB12                     | 5"     | 1                 | 1      |
| M-APIB13                     | 6"     | 1                 | 1      |
| M-APIB14                     | 8"     | 1                 | 1      |
| M-APIB15                     | 10"    | 1                 | 1      |

| MODEL NUMBER                      | SIZE   | CARTON QUANTITIES |        |
|-----------------------------------|--------|-------------------|--------|
|                                   |        | INNER             | MASTER |
| <b>API Couplings - Galvanized</b> |        |                   |        |
| M-APIG01                          | 1/4"   | 1                 | 1      |
| M-APIG02                          | 3/8"   | 1                 | 1      |
| M-APIG03                          | 1/2"   | 1                 | 1      |
| M-APIG04                          | 3/4"   | 1                 | 1      |
| M-APIG05                          | 1"     | 1                 | 1      |
| M-APIG06                          | 1-1/4" | 1                 | 1      |
| M-APIG07                          | 1-1/2" | 1                 | 1      |
| M-APIG08                          | 2"     | 1                 | 1      |
| M-APIG09                          | 2-1/2" | 1                 | 1      |
| M-APIG10                          | 3"     | 1                 | 1      |
| M-APIG11                          | 4"     | 1                 | 1      |
| M-APIG13                          | 6"     | 1                 | 1      |

# Steel Plugs & Bushings



Hex Bushing  
Black



Hex Cap  
Black



Square Head Plug  
Black



Hex Bushing  
Galvanized



Hex Cap  
Galvanized



Square Head Plug  
Galvanized


- Black & Galvanized
- Meets or Exceeds All Applicable ASTM, ANSI & API Standards
  - **STEEL PLUGS**  
Square and Hex Head:  
Stocked 1/8" - 2"
  - **STEEL COUNTERSUNK PLUGS**  
Square Socket and Hex Socket:  
Head Stocked 1/8" - 2"

|                                  |               | CARTON QUANTITIES |        |
|----------------------------------|---------------|-------------------|--------|
| MODEL NUMBER                     | SIZE          | INNER             | MASTER |
| <b>Hex Bushings - Black</b>      |               |                   |        |
| M-BUB0100                        | 1/4" x 1/8"   | 1                 | 100    |
| M-BUB0200                        | 3/8" x 1/8"   | 1                 | 100    |
| M-BUB0201                        | 3/8" x 1/4"   | 1                 | 100    |
| M-BUB0300                        | 1/2" x 1/8"   | 1                 | 100    |
| M-BUB0301                        | 1/2" x 1/4"   | 1                 | 100    |
| M-BUB0302                        | 1/2" x 3/8"   | 1                 | 100    |
| M-BUB0400                        | 3/4" x 1/8"   | 1                 | 50     |
| M-BUB0401                        | 3/4" x 1/4"   | 1                 | 50     |
| M-BUB0402                        | 3/4" x 3/8"   | 1                 | 50     |
| M-BUB0403                        | 3/4" x 1/2"   | 1                 | 50     |
| M-BUB0501                        | 1" x 1/4"     | 1                 | 1      |
| M-BUB0502                        | 1" x 3/8"     | 1                 | 1      |
| M-BUB0603                        | 1-1/4" x 1/2" | 1                 | 1      |
| <b>Hex Caps - Black</b>          |               |                   |        |
| M-CAB00                          | 1/8"          | 1                 | 100    |
| M-CAB01                          | 1/4"          | 1                 | 100    |
| M-CAB02                          | 3/8"          | 1                 | 100    |
| M-CAB03                          | 1/2"          | 1                 | 75     |
| M-CAB04                          | 3/4"          | 1                 | 50     |
| <b>Square Head Plugs - Black</b> |               |                   |        |
| M-PB00                           | 1/8"          | 1                 | 100    |
| M-PB01                           | 1/4"          | 1                 | 100    |
| M-PB02                           | 3/8"          | 1                 | 100    |
| M-PB03                           | 1/2"          | 1                 | 100    |
| M-PB04                           | 3/4"          | 1                 | 50     |
| M-PB05                           | 1"            | 1                 | 50     |
| M-PB06                           | 1-1/4"        | 1                 | 25     |
| M-PB07                           | 1-1/2"        | 1                 | 1      |
| M-PB08                           | 2"            | 1                 | 1      |

|                                       |             | CARTON QUANTITIES |        |
|---------------------------------------|-------------|-------------------|--------|
| MODEL NUMBER                          | SIZE        | INNER             | MASTER |
| <b>Hex Bushings - Galvanized</b>      |             |                   |        |
| M-BUG0100                             | 1/4" x 1/8" | 1                 | 100    |
| M-BUG0200                             | 3/8" x 1/8" | 1                 | 100    |
| M-BUG0201                             | 3/8" x 1/4" | 1                 | 100    |
| M-BUG0300                             | 1/2" x 1/8" | 1                 | 100    |
| M-BUG0301                             | 1/2" x 1/4" | 1                 | 100    |
| M-BUG0302                             | 1/2" x 3/8" | 1                 | 100    |
| M-BUG0400                             | 3/4" x 1/8" | 1                 | 50     |
| M-BUG0401                             | 3/4" x 1/4" | 1                 | 50     |
| M-BUG0402                             | 3/4" x 3/8" | 1                 | 50     |
| M-BUG0403                             | 3/4" x 1/2" | 1                 | 50     |
| <b>Hex Caps - Galvanized</b>          |             |                   |        |
| M-CAG00                               | 1/8"        | 1                 | 100    |
| M-CAG01                               | 1/4"        | 1                 | 100    |
| M-CAG02                               | 3/8"        | 1                 | 100    |
| M-CAG03                               | 1/2"        | 1                 | 75     |
| M-CAG04                               | 3/4"        | 1                 | 50     |
| <b>Square Head Plugs - Galvanized</b> |             |                   |        |
| M-PG00                                | 1/8"        | 1                 | 100    |
| M-PG01                                | 1/4"        | 1                 | 100    |
| M-PG02                                | 3/8"        | 1                 | 100    |
| M-PG03                                | 1/2"        | 1                 | 100    |
| M-PG04                                | 3/4"        | 1                 | 50     |
| M-PG05                                | 1"          | 1                 | 50     |
| M-PG06                                | 1-1/4"      | 1                 | 25     |
| M-PG07                                | 1-1/2"      | 1                 | 1      |
| <b>SOLID</b>                          |             |                   |        |
| M-PSG07                               | 1-1/2"      | 1                 | 1      |
| M-PSG07                               | 2"          | 1                 | 1      |

# Steel Plugs & Bushings

- Black & Galvanized
- Meets or Exceeds All Applicable ASTM, ANSI & API Standards
- **STEEL PLUGS**  
Square and Hex Head:  
Stocked 1/8" - 2"
- **STEEL COUNTERSUNK PLUGS**  
Square Socket and Hex Socket:  
Head Stocked 1/8" - 2"



Countersunk Plug - Hex Socket  
Black



Countersunk Plug - Hex Socket  
Black



Hex Head Plug  
Black



Countersunk Plug - Hex Socket  
Galvanized



Countersunk Plug - Hex Socket  
Galvanized



Hex Head Plug  
Galvanized

|  |        | CARTON QUANTITIES |        |
|--|--------|-------------------|--------|
| MODEL NUMBER                                     | SIZE   | INNER             | MASTER |
| <b>Countersunk Plugs - Hex Socket - Black</b>    |        |                   |        |
| M-PHSB00   | 1/8"   | 1                 | 100    |
| M-PHSB01   | 1/4"   | 1                 | 100    |
| M-PHSB02   | 3/8"   | 1                 | 100    |
| M-PHSB03   | 1/2"   | 1                 | 100    |
| M-PHSB04   | 3/4"   | 1                 | 100    |
| M-PHSB05   | 1"     | 1                 | 75     |
| M-PHSB06   | 1-1/4" | 1                 | 25     |
| M-PHSB07   | 1-1/2" | 1                 | 25     |
| M-PHSB08   | 2"     | 1                 | 20     |
| <b>Countersunk Plugs - Square Socket - Black</b> |        |                   |        |
| M-PSSB01   | 1/4"   | 1                 | 100    |
| M-PSSB02   | 3/8"   | 1                 | 100    |
| M-PSSB03   | 1/2"   | 1                 | 100    |
| M-PSSB04   | 3/4"   | 1                 | 100    |
| M-PSSB05   | 1"     | 1                 | 75     |
| M-PSSB06   | 1-1/4" | 1                 | 25     |
| M-PSSB07   | 1-1/2" | 1                 | 25     |
| M-PSSB08   | 2"     | 1                 | 20     |
| <b>Hex Head Plugs - Black</b>                    |        |                   |        |
| M-PHHB00   | 1/8"   | 1                 | 100    |
| M-PHHB01   | 1/4"   | 1                 | 100    |
| M-PHHB02   | 3/8"   | 1                 | 100    |
| M-PHHB03   | 1/2"   | 1                 | 100    |
| M-PHHB04   | 3/4"   | 1                 | 50     |

|   |        | CARTON QUANTITIES |        |
|---|--------|-------------------|--------|
| MODEL NUMBER  | SIZE   | INNER             | MASTER |
| <b>Countersunk Plugs - Hex Socket - Galvanized</b>    |        |                   |        |
| M-PHSG00  | 1/8"   | 1                 | 100    |
| M-PHSG01  | 1/4"   | 1                 | 100    |
| M-PHSG02  | 3/8"   | 1                 | 100    |
| M-PHSG03  | 1/2"   | 1                 | 100    |
| M-PHSG04  | 3/4"   | 1                 | 100    |
| M-PHSG05  | 1"     | 1                 | 75     |
| M-PHSG06  | 1-1/4" | 1                 | 25     |
| M-PHSG07  | 1-1/2" | 1                 | 25     |
| M-PHSG08  | 2"     | 1                 | 20     |
| <b>Countersunk Plugs - Square Socket - Galvanized</b> |        |                   |        |
| M-PSSG01  | 1/4"   | 1                 | 100    |
| M-PSSG02  | 3/8"   | 1                 | 100    |
| M-PSSG03  | 1/2"   | 1                 | 100    |
| M-PSSG04  | 3/4"   | 1                 | 100    |
| M-PSSG05  | 1"     | 1                 | 75     |
| M-PSSG06  | 1-1/4" | 1                 | 25     |
| M-PSSG07  | 1-1/2" | 1                 | 25     |
| M-PSSG08  | 2"     | 1                 | 20     |
| <b>Hex Head Plugs - Galvanized</b>                    |        |                   |        |
| M-PHHG00  | 1/8"   | 1                 | 100    |
| M-PHHG01  | 1/4"   | 1                 | 100    |
| M-PHHG02  | 3/8"   | 1                 | 100    |
| M-PHHG03  | 1/2"   | 1                 | 100    |
| M-PHHG04  | 3/4"   | 1                 | 100    |

# Brass Pipe Fittings



90° Elbow




45° Elbow



Cross



Reducing Elbow



Cap

Add LF Suffix For Lead Free Version. Some only available in Lead Free. They will follow LF on the Part #.

- Brass Material is to ASTM B62 Standards
- Meets All Applicable ANSI Standards
- Stocked from 1/8" - 4" Diameters
- Lead Free Version Available
- UL Approved


|                  |        | CARTON QUANTITIES |        |
|------------------|--------|-------------------|--------|
| MODEL NUMBER     | SIZE   | INNER             | MASTER |
| <b>90° Elbow</b> |        |                   |        |
| B-L9000          | 1/8"   | 25                | 600    |
| B-L9001          | 1/4"   | 25                | 300    |
| B-L9002LF        | 3/8"   | 25                | 300    |
| B-L9003          | 1/2"   | 25                | 200    |
| B-L9004          | 3/4"   | 25                | 100    |
| B-L9005          | 1"     | 25                | 75     |
| B-L9006          | 1-1/4" | 1                 | 50     |
| B-L9007          | 1-1/2" | 1                 | 35     |
| B-L9008          | 2"     | 1                 | 20     |
| B-L9009LF        | 2-1/2" | 1                 | 15     |
| B-L9010          | 3"     | 1                 | 6      |
| B-L9011LF        | 4"     | 1                 | 4      |
| <b>45° Elbow</b> |        |                   |        |
| B-L4500          | 1/8"   | 25                | 1200   |
| B-L4501          | 1/4"   | 25                | 600    |
| B-L4502          | 3/8"   | 25                | 400    |
| B-L4503LF        | 1/2"   | 25                | 200    |
| B-L4504          | 3/4"   | 25                | 100    |
| B-L4505          | 1"     | 25                | 75     |
| B-L4506          | 1-1/4" | 1                 | 50     |
| B-L4507LF        | 1-1/2" | 1                 | 40     |
| B-L4508          | 2"     | 1                 | 25     |
| B-L4509LF        | 2-1/2" | 1                 | 12     |
| B-L4510          | 3"     | 1                 | 8      |
| B-L4511          | 4"     | 1                 | 3      |
| <b>Cross</b>     |        |                   |        |
| B-CR00           | 1/8"   | 1                 | 1      |
| B-CR01LF         | 1/4"   | 25                | 200    |
| B-CR02           | 3/8"   | 25                | 100    |
| B-CR03           | 1/2"   | 25                | 75     |
| B-CR04           | 3/4"   | 10                | 40     |
| B-CR05LF         | 1"     | 20                | 40     |
| B-CR06LF         | 1-1/4" | 1                 | 24     |
| B-CR07           | 1-1/2" | 1                 | 24     |
| B-CR08LF         | 2"     | 1                 | 12     |

|                       |                 | CARTON QUANTITIES |        |
|-----------------------|-----------------|-------------------|--------|
| MODEL NUMBER          | SIZE            | INNER             | MASTER |
| <b>Reducing Elbow</b> |                 |                   |        |
| B-RL0201LF            | 3/8" x 1/4"     | 25                | 300    |
| B-RL0301              | 1/2" x 1/4"     | 25                | 150    |
| B-RL0302LF            | 1/2" x 3/8"     | 25                | 150    |
| B-RL0400              | 3/4" x 1/8"     | 25                | 200    |
| B-RL0401              | 3/4" x 1/4"     | 25                | 200    |
| B-RL0402              | 3/4" x 3/8"     | 25                | 200    |
| B-RL0403              | 3/4" x 1/2"     | 25                | 100    |
| B-RL0501              | 1" x 1/4"       | 25                | 100    |
| B-RL0502              | 1" x 3/8"       | 25                | 100    |
| B-RL0503              | 1" x 1/2"       | 25                | 100    |
| B-RL0504              | 1" x 3/4"       | 25                | 100    |
| B-RL0603              | 1-1/4" x 1/2"   | 1                 | 85     |
| B-RL0604              | 1-1/4" x 3/4"   | 1                 | 70     |
| B-RL0605LF            | 1-1/4" x 1"     | 1                 | 60     |
| B-RL0703LF            | 1-1/2" x 1/2"   | 1                 | 60     |
| B-RL0704              | 1-1/2" x 3/4"   | 1                 | 60     |
| B-RL0705              | 1-1/2" x 1/2"   | 1                 | 60     |
| B-RL0706LF            | 1-1/2" x 1-1/4" | 1                 | 35     |
| B-RL0805              | 2" x 1"         | 1                 | 35     |
| B-RL0806              | 2" x 1-1/4"     | 1                 | 30     |
| B-RL0807              | 2" x 1-1/2"     | 1                 | 30     |
| B-RL0908              | 2-1/2" x 2"     | 1                 | 15     |
| <b>Cap</b>            |                 |                   |        |
| B-CA00                | 1/8"            | 25                | 1400   |
| B-CA01                | 1/4"            | 25                | 1400   |
| B-CA02                | 3/8"            | 25                | 600    |
| B-CA03                | 1/2"            | 25                | 300    |
| B-CA04LF              | 3/4"            | 25                | 200    |
| B-CA05                | 1"              | 25                | 200    |
| B-CA06                | 1-1/4"          | 1                 | 100    |
| B-CA07                | 1-1/2"          | 1                 | 100    |
| B-CA08                | 2"              | 1                 | 70     |
| B-CA09                | 2-1/2"          | 1                 | 35     |
| B-CA10                | 3"              | 1                 | 25     |
| B-CA11LF              | 4"              | 1                 | 10     |



# Brass Pipe Fittings

- Brass Material is to ASTM B62 Standards
- Meets All Applicable ANSI Standards
- Stocked from 1/8" - 4" Diameters
- Lead Free Version Available
- UL Approved



90° Street Elbow



45° Street Elbow



Tee



Reducing Tee

|                         |        | CARTON QUANTITIES |        |
|-------------------------|--------|-------------------|--------|
| MODEL NUMBER            | SIZE   | INNER             | MASTER |
| <b>90° Street Elbow</b> |        |                   |        |
| B-ST9000                | 1/8"   | 25                | 1000   |
| B-ST9001                | 1/4"   | 25                | 700    |
| B-ST9002                | 3/8"   | 25                | 400    |
| B-ST9003                | 1/2"   | 25                | 200    |
| B-ST9004                | 3/4"   | 25                | 100    |
| B-ST9005                | 1"     | 25                | 75     |
| B-ST9006LF              | 1-1/4" | 20                | 40     |
| B-ST9007                | 1-1/2" | 1                 | 35     |
| B-ST9008                | 2"     | 1                 | 20     |
| B-ST9009LF              | 2-1/2" | 1                 | 11     |
| B-ST9010LF              | 3"     | 1                 | 6      |
| B-ST9011LF              | 4"     | 1                 | 2      |
| <b>45° Street Elbow</b> |        |                   |        |
| B-ST4500                | 1/8"   | 25                | 600    |
| B-ST4501                | 1/4"   | 25                | 600    |
| B-ST4502                | 3/8"   | 25                | 300    |
| B-ST4503                | 1/2"   | 25                | 200    |
| B-ST4504                | 3/4"   | 25                | 100    |
| B-ST4505                | 1"     | 25                | 75     |
| B-ST4506LF              | 1-1/4" | 1                 | 60     |
| B-ST4507                | 1-1/2" | 1                 | 45     |
| B-ST4508                | 2"     | 1                 | 20     |
| <b>Tee</b>              |        |                   |        |
| B-T00                   | 1/8"   | 25                | 600    |
| B-T01                   | 1/4"   | 25                | 300    |
| B-T02                   | 3/8"   | 25                | 200    |
| B-T03                   | 1/2"   | 25                | 100    |
| B-T04                   | 3/4"   | 25                | 75     |
| B-T05                   | 1"     | 25                | 40     |
| B-T06                   | 1-1/4" | 1                 | 35     |
| B-T07                   | 1-1/2" | 1                 | 24     |
| B-T08                   | 2"     | 1                 | 15     |
| B-T09LF                 | 2-1/2" | 1                 | 8      |
| B-T10LF                 | 3"     | 1                 | 4      |
| B-T11LF                 | 4"     | 1                 | 2      |

|                     |                          | CARTON QUANTITIES |        |
|---------------------|--------------------------|-------------------|--------|
| MODEL NUMBER        | SIZE                     | INNER             | MASTER |
| <b>Reducing Tee</b> |                          |                   |        |
| B-RT0201            | 3/8" x 1/4"              | 25                | 200    |
| B-RT0301            | 1/2" x 1/4"              | 25                | 200    |
| B-RT0302            | 1/2" x 3/8"              | 25                | 100    |
| B-RT030304LF        | 1/2" x 1/2" x 3/4"       | 25                | 100    |
| B-RT0401            | 3/4" x 1/4"              | 25                | 100    |
| B-RT0402            | 3/4" x 3/8"              | 25                | 100    |
| B-RT0403            | 3/4" x 1/2"              | 25                | 100    |
| B-RT040303          | 3/4" x 1/2" x 1/2"       | 25                | 100    |
| B-RT040304          | 3/4" x 1/2" x 3/4"       | 25                | 100    |
| B-RT040405          | 3/4" x 3/4" x 1"         | 10                | 60     |
| B-RT0501LF          | 1" x 1/4"                | 10                | 60     |
| B-RT0502            | 1" x 3/8"                | 1                 | 50     |
| B-RT0503LF          | 1" x 1/2"                | 10                | 40     |
| B-RT050303          | 1" x 1/2" x 1/2"         | 1                 | 50     |
| B-RT050304LF        | 1" x 1/2" x 3/4"         | 1                 | 50     |
| B-RT050305LF        | 1" x 1/2" x 1"           | 1                 | 50     |
| B-RT0504            | 1" x 3/4"                | 10                | 40     |
| B-RT050404          | 1" x 3/4" x 3/4"         | 1                 | 50     |
| B-RT050405LF        | 1" x 3/4" x 1"           | 1                 | 50     |
| B-RT0603            | 1-1/4" x 1/2"            | 1                 | 45     |
| B-RT060306          | 1-1/4" x 1/2" x 1-1/4"   | 1                 | 30     |
| B-RT0604            | 1-1/4" x 3/4"            | 1                 | 40     |
| B-RT0605LF          | 1-1/4" x 1"              | 1                 | 35     |
| B-RT060506LF        | 1-1/4" x 1" x 1-1/4"     | 1                 | 30     |
| B-RT0703            | 1-1/2" x 1/2"            | 1                 | 40     |
| B-RT070307LF        | 1-1/2" x 1/2" x 1-1/2"   | 1                 | 40     |
| B-RT0704            | 1-1/2" x 3/4"            | 1                 | 30     |
| B-RT0705LF          | 1-1/2" x 1"              | 1                 | 30     |
| B-RT0706            | 1-1/2" x 1-1/4"          | 1                 | 26     |
| B-RT070606          | 1-1/2" x 1-1/4" x 1-1/4" | 1                 | 25     |
| B-RT0803            | 2" x 1/2"                | 1                 | 25     |
| B-RT0804LF          | 2" x 3/4"                | 1                 | 25     |
| B-RT0805LF          | 2" x 1"                  | 1                 | 25     |
| B-RT0806            | 2" x 1-1/4"              | 1                 | 20     |
| B-RT0807            | 2" x 1-1/2"              | 1                 | 20     |
| B-RT0906LF          | 2-1/2" x 1-1/4"          | 1                 | 20     |
| B-RT0908            | 2-1/2" x 2"              | 1                 | 15     |
| B-RT1008LF          | 3" x 2"                  | 1                 | 5      |

# Brass Pipe Fittings

Add LF Suffix For Lead Free Version. Some only available in Lead Free. They will follow LF on the Part #.



Coupling



Union



Locknut




Reducing Coupling

|                 |        | CARTON QUANTITIES |        |
|-----------------|--------|-------------------|--------|
| MODEL NUMBER    | SIZE   | INNER             | MASTER |
| <b>Coupling</b> |        |                   |        |
| B-CP00          | 1/8"   | 25                | 600    |
| B-CP01          | 1/4"   | 25                | 600    |
| B-CP02LF        | 3/8"   | 25                | 300    |
| B-CP03          | 1/2"   | 25                | 200    |
| B-CP04          | 3/4"   | 25                | 100    |
| B-CP05          | 1"     | 25                | 100    |
| B-CP06          | 1-1/4" | 1                 | 75     |
| B-CP07          | 1-1/2" | 1                 | 50     |
| B-CP08          | 2"     | 1                 | 30     |
| B-CP09          | 2-1/2" | 1                 | 18     |
| B-CP10          | 3"     | 1                 | 12     |
| B-CP11LF        | 4"     | 1                 | 8      |
| <b>Union</b>    |        |                   |        |
| B-UN00          | 1/8"   | 25                | 300    |
| B-UN01LF        | 1/4"   | 25                | 150    |
| B-UN02LF        | 3/8"   | 25                | 150    |
| B-UN03          | 1/2"   | 25                | 75     |
| B-UN04          | 3/4"   | 25                | 75     |
| B-UN05          | 1"     | 10                | 40     |
| B-UN06          | 1-1/4" | 1                 | 35     |
| B-UN07          | 1-1/2" | 1                 | 25     |
| B-UN08          | 2"     | 1                 | 18     |
| B-UN09LF        | 2-1/2" | 1                 | 10     |
| B-UN10LF        | 3"     | 1                 | 8      |
| B-UN11LF        | 4"     | 1                 | 3      |
| <b>Locknut</b>  |        |                   |        |
| B-LN02          | 3/8"   | 25                | 1400   |
| B-LN03          | 1/2"   | 25                | 450    |
| B-LN04          | 3/4"   | 25                | 300    |
| B-LN05          | 1"     | 25                | 200    |
| B-LN06          | 1-1/4" | 1                 | 160    |
| B-LN08          | 2"     | 40                | 80     |

|                          |                 | CARTON QUANTITIES |        |
|--------------------------|-----------------|-------------------|--------|
| MODEL NUMBER             | SIZE            | INNER             | MASTER |
| <b>Reducing Coupling</b> |                 |                   |        |
| B-RC0100                 | 1/4" x 1/8"     | 25                | 600    |
| B-RC0200                 | 3/8" x 1/8"     | 25                | 300    |
| B-RC0201                 | 3/8" x 1/4"     | 25                | 300    |
| B-RC0300                 | 1/2" x 1/8"     | 25                | 300    |
| B-RC0301LF               | 1/2" x 1/4"     | 25                | 200    |
| B-RC0302LF               | 1/2" x 3/8"     | 25                | 200    |
| B-RC0401                 | 3/4" x 1/4"     | 25                | 200    |
| B-RC0402                 | 3/4" x 3/8"     | 25                | 200    |
| B-RC0403                 | 3/4" x 1/2"     | 25                | 200    |
| B-RC0502                 | 1" x 3/8"       | 25                | 100    |
| B-RC0503                 | 1" x 1/2"       | 25                | 100    |
| B-RC0504                 | 1" x 3/4"       | 25                | 100    |
| B-RC0603                 | 1-1/4" x 1/2"   | 1                 | 90     |
| B-RC0604                 | 1-1/4" x 3/4"   | 1                 | 90     |
| B-RC0605                 | 1-1/4" x 1"     | 1                 | 70     |
| B-RC0703                 | 1-1/2" x 1/2"   | 1                 | 70     |
| B-RC0704                 | 1-1/2" x 3/4"   | 1                 | 80     |
| B-RC0705                 | 1-1/2" x 1"     | 1                 | 75     |
| B-RC0706LF               | 1-1/2" x 1-1/4" | 1                 | 60     |
| B-RC0803                 | 2" x 1/2"       | 1                 | 60     |
| B-RC0804                 | 2" x 3/4"       | 1                 | 35     |
| B-RC0805LF               | 2" x 1"         | 1                 | 60     |
| B-RC0806                 | 2" x 1-1/4"     | 1                 | 60     |
| B-RC0807                 | 2" x 1-1/2"     | 1                 | 50     |
| B-RC0905LF               | 2-1/2" x 1"     | 1                 | 1      |
| B-RC0906                 | 2-1/2" x 1-1/4" | 1                 | 20     |
| B-RC0907LF               | 2-1/2" x 1-1/2" | 1                 | 20     |
| B-RC0908LF               | 2-1/2" x 2"     | 1                 | 20     |
| B-RC1005LF               | 3" x 1"         | 1                 | 1      |
| B-RC1008                 | 3" x 2"         | 1                 | 12     |
| B-RC1009LF               | 3" x 2-1/2"     | 1                 | 12     |
| B-RC1108 LF              | 4" x 2"         | 1                 | 10     |
| B-RC1110LF               | 4" x 3"         | 1                 | 4      |

# Brass Pipe Fittings

- Brass Material is to ASTM B62 Standards
- Meets All Applicable ANSI Standards
- Stocked from 1/8" - 4" Diameters
- Lead Free Version Available
- UL Approved



Bushing



Floor Flange



Companion Flange Threaded



Companion Flange Sweat

| MODEL NUMBER    | SIZE            | CARTON QUANTITIES |        |
|-----------------|-----------------|-------------------|--------|
|                 |                 | INNER             | MASTER |
| <b>Bushings</b> |                 |                   |        |
| B-BU0100        | 1/4" x 1/8"     | 25                | 600    |
| B-BU0200        | 3/8" x 1/8"     | 25                | 600    |
| B-BU0201LF      | 3/8" x 1/4"     | 25                | 600    |
| B-BU0300        | 1/2" x 1/8"     | 25                | 450    |
| B-BU0301        | 1/2" x 1/4"     | 25                | 450    |
| B-BU0302        | 1/2" x 3/8"     | 25                | 450    |
| B-BU0400LF      | 3/4" x 1/8"     | 25                | 300    |
| B-BU0401        | 3/4" x 1/4"     | 25                | 300    |
| B-BU0402        | 3/4" x 3/8"     | 25                | 300    |
| B-BU0403        | 3/4" x 1/2"     | 25                | 300    |
| B-BU0501LF      | 1" x 1/4"       | 25                | 150    |
| B-BU0502        | 1" x 3/8"       | 25                | 150    |
| B-BU0503        | 1" x 1/2"       | 25                | 150    |
| B-BU0504        | 1" x 3/4"       | 25                | 150    |
| B-BU0603        | 1-1/4" x 1/2"   | 1                 | 120    |
| B-BU0604        | 1-1/4" x 3/4"   | 1                 | 120    |
| B-BU0605        | 1-1/4" x 1"     | 1                 | 120    |
| B-BU0701LF      | 1-1/2" x 1/4"   | 1                 | 120    |
| B-BU0702        | 1-1/2" x 3/8"   | 1                 | 120    |
| B-BU0703LF      | 1-1/2" x 1/2"   | 1                 | 120    |
| B-BU0704        | 1-1/2" x 3/4"   | 1                 | 120    |
| B-BU0705        | 1-1/2" x 1"     | 1                 | 100    |
| B-BU0706        | 1-1/2" x 1-1/4" | 1                 | 100    |
| B-BU0803LF      | 2" x 1/2"       | 1                 | 90     |
| B-BU0804        | 2" x 3/4"       | 1                 | 90     |
| B-BU0805        | 2" x 1"         | 1                 | 90     |
| B-BU0806LF      | 2" x 1-1/4"     | 1                 | 80     |
| B-BU0807        | 2" x 1-1/2"     | 1                 | 80     |
| B-BU0905        | 2-1/2" x 1"     | 1                 | 60     |
| B-BU0906        | 2-1/2" x 1-1/4" | 1                 | 60     |

| MODEL NUMBER                     | SIZE            | CARTON QUANTITIES |        |
|----------------------------------|-----------------|-------------------|--------|
|                                  |                 | INNER             | MASTER |
| <b>Bushings (Continued)</b>      |                 |                   |        |
| B-BU0907LF                       | 2-1/2" x 1-1/2" | 1                 | 60     |
| B-BU0908LF                       | 2-1/2" x 2"     | 1                 | 60     |
| B-BU1007                         | 3" x 1-1/2"     | 1                 | 30     |
| B-BU1008                         | 3" x 2"         | 1                 | 30     |
| B-BU1009LF                       | 3" x 2-1/2"     | 1                 | 24     |
| B-BU1108LF                       | 4" x 2"         | 1                 | 24     |
| B-BU1109                         | 4" x 2-1/2"     | 1                 | 24     |
| B-BU1110LF                       | 4" x 3"         | 1                 | 24     |
| <b>Floor Flange</b>              |                 |                   |        |
| B-FF03LF                         | 1/2"            | 25                | 100    |
| B-FF04LF                         | 3/4"            | 25                | 75     |
| B-FF05LF                         | 1"              | 10                | 40     |
| B-FF06LF                         | 1-1/4"          | 1                 | 40     |
| B-FF07LF                         | 1-1/2"          | 1                 | 40     |
| <b>Companion Flange Threaded</b> |                 |                   |        |
| B-CF03LF                         | 1/2"            | 1                 | 75     |
| B-CF05                           | 1"              | 1                 | 40     |
| B-CF07LF                         | 1-1/2"          | 1                 | 30     |
| B-CF08                           | 2"              | 1                 | 20     |
| B-CF09                           | 2-1/2"          | 1                 | 10     |
| B-CF10                           | 3"              | 1                 | 8      |
| B-CF11                           | 4"              | 1                 | 6      |
| B-CF13LF                         | 6"              | 1                 | 2      |
| <b>Companion Flange Sweat</b>    |                 |                   |        |
| B-CFC07LF                        | 1-1/2"          | 1                 | 12     |
| B-CFC08LF                        | 2"              | 1                 | 6      |
| B-CFC09LF                        | 2-1/2"          | 1                 | 4      |
| B-CFC10LF                        | 3"              | 1                 | 4      |
| B-CFC11LF                        | 4"              | 1                 | 2      |

# Brass Pipe Fittings

Add LF Suffix For Lead Free Version. Some only available in Lead Free. They will follow LF on the Part #.



Cored Plug



Countersunk Plug



Solid Plug



Extension Piece



Lead Free Bronze Adapter - Female x TP\*



Lead Free Bronze Adapter - Female x TP\*



Lead Free Bronze Adapter - Female x TP\*

| MODEL NUMBER            | SIZE   | CARTON QUANTITIES |        |
|-------------------------|--------|-------------------|--------|
|                         |        | INNER             | MASTER |
| <b>Cored Plug</b>       |        |                   |        |
| B-PL00                  | 1/8"   | 25                | 1400   |
| B-PL01                  | 1/4"   | 25                | 1400   |
| B-PL02LF                | 3/8"   | 25                | 1400   |
| B-PL03                  | 1/2"   | 25                | 600    |
| B-PL04                  | 3/4"   | 25                | 300    |
| B-PL05                  | 1"     | 25                | 200    |
| B-PL06                  | 1-1/4" | 1                 | 180    |
| B-PL07                  | 1-1/2" | 1                 | 120    |
| B-PL08                  | 2"     | 1                 | 50     |
| B-PL09LF                | 2-1/2" | 1                 | 40     |
| B-PL10LF                | 3"     | 1                 | 30     |
| B-PL11LF                | 4"     | 1                 | 20     |
| <b>Countersunk Plug</b> |        |                   |        |
| B-CSP03                 | 1/2"   | 1                 | 100    |
| B-CSP04                 | 3/4"   | 1                 | 100    |
| B-CSP05LF               | 1"     | 75                | 300    |
| B-CSP07LF               | 1-1/2" | 35                | 140    |
| B-CSP08LF               | 2"     | 20                | 80     |
| B-CSP09LF               | 2-1/2" | 20                | 60     |
| B-CSP10LF               | 3"     | 1                 | 25     |
| B-CSP11                 | 4"     | 1                 | 15     |
| <b>Solid Plug</b>       |        |                   |        |
| B-PLS03                 | 1/2"   | 25                | 600    |
| B-PLS04                 | 3/4"   | 25                | 300    |
| B-PLS05                 | 1"     | 25                | 200    |
| B-PLS06LF               | 1-1/4" | 1                 | 140    |
| B-PLS07LF               | 1-1/2" | 1                 | 100    |
| B-PLS08LF               | 2"     | 1                 | 50     |
| <b>Extention Piece</b>  |        |                   |        |
| B-X03                   | 1/2"   | 25                | 400    |
| B-X04                   | 3/4"   | 25                | 200    |

| MODEL NUMBER                                  | SIZE   | CARTON QUANTITIES |        |
|---|--------|-------------------|--------|
|   |        | INNER             | MASTER |
| <b>Lead Free Broze Adapter - Female x TP*</b> |        |                   |        |
| B-CTP03LF                                     | 1/2"   | 80                | 320    |
| B-CTP04LF                                     | 3/4"   | 50                | 200    |
| B-CTP05LF                                     | 1"     | 90                | 180    |
| B-CTP06LF                                     | 1-1/4" | 48                | 96     |
| B-CTP07LF                                     | 1-1/2" | 40                | 80     |
| B-CTP08LF                                     | 2"     | 24                | 48     |
| B-CTP09LF                                     | 2-1/2" | 9                 | 18     |
| B-CTP10LF                                     | 3"     | 6                 | 12     |
| B-CTP11LF                                     | 4"     | 2                 | 4      |
| <b>Lead Free Broze Adapter - Female x TP*</b> |        |                   |        |
| B-XTP03LF                                     | 1/2"   | 100               | 400    |
| B-XTP04LF                                     | 3/4"   | 70                | 280    |
| B-XTP05LF                                     | 1"     | 35                | 140    |
| B-XTP06LF                                     | 1-1/4" | 48                | 96     |
| B-XTP07LF                                     | 1-1/2" | 40                | 80     |
| B-XTP08LF                                     | 2"     | 24                | 48     |
| B-XTP09LF                                     | 2-1/2" | 8                 | 16     |
| B-XTP10LF                                     | 3"     | 6                 | 12     |
| B-XTP11LF                                     | 4"     | 3                 | 6      |
| <b>Lead Free Broze Adapter - Female x TP*</b> |        |                   |        |
| B-CCTP03LF                                    | 1/2"   | 100               | 400    |
| B-CCTP04LF                                    | 3/4"   | 70                | 280    |
| B-CCTP05LF                                    | 1"     | 35                | 140    |
| B-CCTP06LF                                    | 1-1/4" | 48                | 96     |
| B-CCTP07LF                                    | 1-1/2" | 40                | 80     |
| B-CCTP08LF                                    | 2"     | 24                | 48     |
| B-CCTP09LF                                    | 2-1/2" | 8                 | 16     |
| B-CCTP10LF                                    | 3"     | 6                 | 12     |
| B-CCTP11LF                                    | 4"     | 3                 | 6      |

\*TP = BRASS THREADLESS PIPE

# Domestic Brass Pipe Fittings | Lead Free | 125LB

- NPT Threads to ASME B1.20.1
- NSF/ANSI 61 Certified
- Buy American Act & ARRA. DEFARS 252.225-7008
- Stocked 1/8" - 8" Diameters
- Class 125lbs & 250lbs
- Flanges Class 150lbs & 300lbs
- Castings to ASME B16.15
- CSA Approved



90° Elbow



45° Elbow

|                         |             | CARTON QUANTITIES |        |
|-------------------------|-------------|-------------------|--------|
| MODEL NUMBER            | SIZE        | INNER             | MASTER |
| <b>90° Elbow</b>        |             |                   |        |
| DB-L9000LF              | 1/8"        | 25                | 500    |
| DB-L9001LF              | 1/4"        | 25                | 300    |
| DB-L9002LF              | 3/8"        | 25                | 300    |
| DB-L9003LF              | 1/2"        | 25                | 150    |
| DB-L9004LF              | 3/4"        | 25                | 100    |
| DB-L9005LF              | 1"          | 25                | 75     |
| DB-L9006LF              | 1-1/4"      | 10                | 40     |
| DB-L9007LF              | 1-1/2"      | 5                 | 20     |
| DB-L9008LF              | 2"          | 5                 | 20     |
| DB-L9009LF              | 2-1/2"      | 1                 | 15     |
| DB-L9010LF              | 3"          | 1                 | 5      |
| DB-L9011LF              | 4"          | 1                 | 4      |
| DB-L9012LF              | 3"          | 1                 | 2      |
| DB-L9013LF              | 4"          | 1                 | 1      |
| <b>45° Elbow</b>        |             |                   |        |
| DB-L4500LF              | 1/8"        | 25                | 500    |
| DB-L4501LF              | 1/4"        | 25                | 300    |
| DB-L4502LF              | 3/8"        | 25                | 300    |
| DB-L4503LF              | 1/2"        | 25                | 150    |
| DB-L4504LF              | 3/4"        | 25                | 100    |
| DB-L4505LF              | 1"          | 25                | 100    |
| DB-L4506LF              | 1-1/4"      | 10                | 40     |
| DB-L4507LF              | 1-1/2"      | 5                 | 40     |
| DB-L4508LF              | 2"          | 5                 | 20     |
| DB-L4509LF              | 2-1/2"      | 1                 | 10     |
| DB-L4510LF              | 3"          | 1                 | 5      |
| <b>90° Street Elbow</b> |             |                   |        |
| DB-ST9000LF             | 1/8"        | 25                | 500    |
| DB-ST9001LF             | 1/4"        | 25                | 300    |
| DB-ST9002LF             | 3/8"        | 25                | 300    |
| DB-ST9003LF             | 1/2"        | 25                | 150    |
| DB-ST9004LF             | 3/4"        | 25                | 100    |
| DB-ST9005LF             | 1"          | 25                | 75     |
| DB-ST9006LF             | 1-1/4"      | 10                | 40     |
| DB-ST900605LF           | 1-1/4" X 1" | 5                 | 40     |
| DB-ST9007LF             | 1-1/2"      | 5                 | 20     |
| DB-ST9008LF             | 2"          | 5                 | 20     |
| DB-ST9009LF             | 2-1/2"      | 1                 | 15     |
| DB-ST9010LF             | 3"          | 1                 | 5      |

|                       |                 | CARTON QUANTITIES |        |
|-----------------------|-----------------|-------------------|--------|
| MODEL NUMBER          | SIZE            | INNER             | MASTER |
| <b>Reducing Elbow</b> |                 |                   |        |
| DB-RL0100LF           | 1/4" x 1/8"     | 25                | 500    |
| DB-RL0200LF           | 3/8" x 1/8"     | 25                | 300    |
| DB-RL0201LF           | 3/8" x 1/4"     | 25                | 300    |
| DB-RL0301LF           | 1/2" x 1/4"     | 25                | 300    |
| DB-RL0302LF           | 1/2" x 3/8"     | 25                | 300    |
| DB-RL0401LF           | 3/4" x 1/4"     | 25                | 150    |
| DB-RL0402LF           | 3/4" x 3/8"     | 25                | 150    |
| DB-RL0403LF           | 3/4" x 1/2"     | 25                | 100    |
| DB-RL0501LF           | 1" x 1/4"       | 25                | 100    |
| DB-RL0502LF           | 1" x 3/8"       | 25                | 100    |
| DB-RL0503LF           | 1" x 1/2"       | 25                | 100    |
| DB-RL0504LF           | 1" x 3/4"       | 25                | 100    |
| DB-RL0603LF           | 1-1/4" x 1/2"   | 10                | 40     |
| DB-RL0604LF           | 1-1/4" x 3/4"   | 10                | 40     |
| DB-RL0605LF           | 1-1/4" x 1"     | 10                | 40     |
| DB-RL0703LF           | 1-1/2" x 1/2"   | 5                 | 20     |
| DB-RL0704LF           | 1-1/2" x 3/4"   | 5                 | 20     |
| DB-RL0705LF           | 1-1/2" x 1"     | 5                 | 20     |
| DB-RL0706LF           | 1-1/2" x 1-1/4" | 5                 | 20     |
| DB-RL0803LF           | 2" x 1/2"       | 5                 | 30     |
| DB-RL0804LF           | 2" x 3/4"       | 5                 | 20     |
| DB-RL0805LF           | 2" x 1"         | 1                 | 35     |
| DB-RL0806LF           | 2" x 1-1/4"     | 5                 | 25     |
| DB-RL0807LF           | 2" x 1-1/4"     | 1                 | 25     |
| DB-RL0907LF           | 2-1/2" x 1-1/2" | 1                 | 10     |
| DB-RL0908LF           | 2-1/2" x 2"     | 1                 | 10     |
| DB-RL1008LF           | 3" x 2"         | 1                 | 10     |
| DB-RL1009LF           | 3" x 2-1/2"     | 1                 | 5      |



# 125LB | Lead Free | Domestic Brass Pipe Fittings



90° Street Elbow



45° Street Elbow



Cap



Reducing Coupling

|                         |        | CARTON QUANTITIES |        |
|-------------------------|--------|-------------------|--------|
| MODEL NUMBER            | SIZE   | INNER             | MASTER |
| <b>45° Street Elbow</b> |        |                   |        |
| DB-ST4501LF             | 1/4"   | 25                | 500    |
| DB-ST4502LF             | 3/8"   | 25                | 300    |
| DB-ST4503LF             | 1/2"   | 25                | 150    |
| DB-ST4504LF             | 3/4"   | 25                | 100    |
| DB-ST4505LF             | 1"     | 10                | 40     |
| DB-ST4506LF             | 1-1/4" | 5                 | 20     |
| DB-ST4507LF             | 1-1/2" | 5                 | 20     |
| DB-ST4508LF             | 2"     | 5                 | 20     |
| <b>Cap</b>              |        |                   |        |
| DB-CA00LF               | 1/8"   | 25                | 500    |
| DB-CA01LF               | 1/4"   | 25                | 500    |
| DB-CA02LF               | 3/8"   | 25                | 500    |
| DB-CA03LF               | 1/2"   | 25                | 300    |
| DB-CA04LF               | 3/4"   | 25                | 150    |
| DB-CA05LF               | 1"     | 25                | 100    |
| DB-CA06LF               | 1-1/4" | 25                | 100    |
| DB-CA07LF               | 1-1/2" | 10                | 40     |
| DB-CA08LF               | 2"     | 10                | 40     |
| DB-CA09LF               | 2-1/2" | 5                 | 20     |
| DB-CA10LF               | 3"     | 1                 | 15     |
| DB-CA11LF               | 4"     | 1                 | 10     |
| <b>Coupling</b>         |        |                   |        |
| DB-CP00LF               | 1/8"   | 25                | 500    |
| DB-CP01LF               | 1/4"   | 25                | 500    |
| DB-CP02LF               | 3/8"   | 25                | 300    |
| DB-CP03LF               | 1/2"   | 25                | 200    |
| DB-CP04LF               | 3/4"   | 25                | 100    |
| DB-CP05LF               | 1"     | 25                | 100    |
| DB-CP06LF               | 1-1/4" | 10                | 40     |
| DB-CP07LF               | 1-1/2" | 10                | 40     |
| DB-CP08LF               | 2"     | 5                 | 20     |
| DB-CP09LF               | 2-1/2" | 1                 | 25     |
| DB-CP105LF              | 3-1/2" | 1                 | 6      |
| DB-CP10LF               | 3"     | 1                 | 10     |
| DB-CP11LF               | 4"     | 1                 | 8      |
| DB-CP12LF               | 5"     | 1                 | 4      |
| DB-CP13LF               | 6"     | 1                 | 2      |

|                          |                 | CARTON QUANTITIES |        |
|--------------------------|-----------------|-------------------|--------|
| MODEL NUMBER             | SIZE            | INNER             | MASTER |
| <b>Reducing Coupling</b> |                 |                   |        |
| DB-RC0100LF              | 1/4" x 1/8"     | 25                | 500    |
| DB-RC0200LF              | 3/8" x 1/8"     | 25                | 300    |
| DB-RC0201LF              | 3/8" x 1/4"     | 25                | 300    |
| DB-RC0300LF              | 1/2" x 1/8"     | 25                | 300    |
| DB-RC0301LF              | 1/2" x 1/4"     | 25                | 300    |
| DB-RC0302LF              | 1/2" x 3/8"     | 25                | 300    |
| DB-RC0401LF              | 3/4" x 1/4"     | 25                | 150    |
| DB-RC0402LF              | 3/4" x 3/8"     | 25                | 150    |
| DB-RC0403LF              | 3/4" x 1/2"     | 25                | 200    |
| DB-RC0501LF              | 1" x 1/4"       | 25                | 100    |
| DB-RC0502LF              | 1" x 3/8"       | 25                | 100    |
| DB-RC0503LF              | 1" x 1/2"       | 25                | 100    |
| DB-RC0504LF              | 1" x 3/4"       | 25                | 100    |
| DB-RC0603LF              | 1-1/4" x 1/2"   | 10                | 80     |
| DB-RC0604LF              | 1-1/4" x 3/4"   | 10                | 60     |
| DB-RC0605LF              | 1-1/4" x 1"     | 10                | 40     |
| DB-RC0703LF              | 1-1/2" x 1/2"   | 10                | 40     |
| DB-RC0704LF              | 1-1/2" x 3/4"   | 10                | 40     |
| DB-RC0705LF              | 1-1/2" x 1"     | 10                | 40     |
| DB-RC0706LF              | 1-1/2" x 1-1/4" | 10                | 40     |
| DB-RC0803LF              | 2" x 1/2"       | 10                | 40     |
| DB-RC0804LF              | 2" x 3/4"       | 10                | 40     |
| DB-RC0805LF              | 2" x 1"         | 10                | 40     |
| DB-RC0806LF              | 2" x 1-1/4"     | 10                | 40     |
| DB-RC0807LF              | 2" x 1-1/2"     | 5                 | 20     |
| DB-RC0906LF              | 2-1/2" x 1-1/4" | 1                 | 10     |
| DB-RC0907LF              | 2-1/2" x 1-1/2" | 1                 | 15     |
| DB-RC0908LF              | 2-1/2" x 2"     | 1                 | 15     |
| DB-RC1005LF              | 3" x 1"         | 1                 | 10     |
| DB-RC1006LF              | 3" x 1-1/4"     | 1                 | 10     |
| DB-RC1009LF              | 3" x 2-1/2"     | 1                 | 10     |
| DB-RC1108LF              | 4" x 2"         | 1                 | 6      |
| DB-RC1110LF              | 4" x 3"         | 1                 | 5      |
| DB-RC1311LF              | 6" x 4"         | 1                 | 2      |

# Domestic Brass Pipe Fittings | Lead Free | 125LB

- NPT Threads to ASME B1.20.1
- NSF/ANSI 61 Certified
- Buy American Act & ARRA. DEFARS 252.225-7008
- Stocked 1/8" - 8" Diameters
- Class 125lbs & 250lbs
- Flanges Class 150lbs & 300lbs
- Castings to ASME B16.15
- CSA Approved



Tee

|                     |                      | CARTON QUANTITIES |        |
|---------------------|----------------------|-------------------|--------|
| MODEL NUMBER        | SIZE                 | INNER             | MASTER |
| <b>Tee</b>          |                      |                   |        |
| DB-T00LF            | 1/8"                 | 25                | 500    |
| DB-T01LF            | 1/4"                 | 25                | 300    |
| DB-T02LF            | 3/8"                 | 25                | 200    |
| DB-T03LF            | 1/2"                 | 25                | 100    |
| DB-T04LF            | 3/4"                 | 25                | 100    |
| DB-T05LF            | 1"                   | 10                | 40     |
| DB-T06LF            | 1-1/4"               | 5                 | 20     |
| DB-T07LF            | 1-1/2"               | 5                 | 20     |
| DB-T08LF            | 2"                   | 5                 | 15     |
| DB-T09LF            | 2-1/2"               | 1                 | 5      |
| DB-T10LF            | 3"                   | 1                 | 5      |
| DB-T105LF           | 3-1/2"               | 1                 | 1      |
| DB-T11LF            | 4"                   | 1                 | 2      |
| DB-T12LF            | 5"                   | 1                 | 2      |
| DB-T13LF            | 6"                   | 1                 | 2      |
| <b>Reducing Tee</b> |                      |                   |        |
| DB-RT0100LF         | 1/4" x 1/8"          | 25                | 300    |
| DB-RT010102LF       | 1/4" x 1/8" x 3/8"   | 25                | 200    |
| DB-RT0200LF         | 3/8" x 1/8"          | 25                | 200    |
| DB-RT020102LF       | 3/8" x 1/4" x 3/8"   | 25                | 200    |
| DB-RT0201LF         | 3/8" x 1/4"          | 25                | 200    |
| DB-RT020203LF       | 3/8" x 3/8" x 1/2"   | 25                | 200    |
| DB-RT0300LF         | 1/2" x 1/8"          | 25                | 200    |
| DB-RT030103LF       | 1/2" x 1/4" x 1/2"   | 25                | 200    |
| DB-RT0301LF         | 1/2" x 1/4"          | 25                | 200    |
| DB-RT030202LF       | 1/2" x 3/8" x 3/8"   | 25                | 200    |
| DB-RT030203LF       | 1/2" x 3/8" x 1/2"   | 25                | 100    |
| DB-RT0302LF         | 1/2" x 3/8"          | 25                | 100    |
| DB-RT030304LF       | 1/2" x 1/2" x 3/4"   | 25                | 100    |
| DB-RT030305LF       | 1/2" x 1/2" x 1"     | 25                | 100    |
| DB-RT0401LF         | 3/4" x 1/4"          | 25                | 100    |
| DB-RT040203LF       | 3/4" x 3/8" x 1/2"   | 10                | 60     |
| DB-RT0402LF         | 3/4" x 3/8"          | 25                | 100    |
| DB-RT040303LF       | 3/4" x 1/2" x 1/2"   | 10                | 60     |
| DB-RT040304LF       | 3/4" x 1/2" x 3/4"   | 10                | 60     |
| DB-RT0403LF         | 3/4" x 1/2"          | 10                | 80     |
| DB-RT040405LF       | 3/4" x 3/4" x 1"     | 10                | 40     |
| DB-RT040407LF       | 3/4" x 3/4" x 1-1/2" | 10                | 40     |
| DB-RT0501LF         | 1" x 1/4"            | 10                | 40     |
| DB-RT0502LF         | 1" x 3/8"            | 10                | 40     |

|                                 |                          | CARTON QUANTITIES |        |
|---------------------------------|--------------------------|-------------------|--------|
| MODEL NUMBER                    | SIZE                     | INNER             | MASTER |
| <b>Reducing Tee (Continued)</b> |                          |                   |        |
| DB-RT050303LF                   | 1" x 1/2" x 1/2"         | 10                | 40     |
| DB-RT050304LF                   | 1" x 1/2" x 3/4"         | 10                | 40     |
| DB-RT050305LF                   | 1" x 1/2" x 1"           | 10                | 40     |
| DB-RT0503LF                     | 1" x 1/2"                | 10                | 40     |
| DB-RT050403LF                   | 1" x 3/4" x 1/2"         | 10                | 40     |
| DB-RT050404LF                   | 1" x 3/4" x 3/4"         | 10                | 40     |
| DB-RT050405LF                   | 1" x 3/4" x 1"           | 10                | 40     |
| DB-RT0504LF                     | 1" x 3/4"                | 10                | 40     |
| DB-RT050506LF                   | 1" X 1" x 1-1/4"         | 10                | 40     |
| DB-RT050507LF                   | 1" X 1" x 1-1/2"         | 10                | 40     |
| DB-RT060306LF                   | 1-1/4" x 1/2" x 1-1/4"   | 10                | 40     |
| DB-RT0603LF                     | 1-1/4" x 1/2"            | 5                 | 20     |
| DB-RT060404LF                   | 1-1/4" x 3/4" x 3/4"     | 10                | 10     |
| DB-RT060406LF                   | 1-1/4" x 3/4" x 1-1/4"   | 10                | 30     |
| DB-RT0604LF                     | 1-1/4" x 3/4"            | 10                | 40     |
| DB-RT060503LF                   | 1-1/4" x 1" x 1/2"       | 5                 | 30     |
| DB-RT060504LF                   | 1-1/4" x 1" x 3/4"       | 5                 | 30     |
| DB-RT060505LF                   | 1-1/4" x 1" x 1"         | 5                 | 20     |
| DB-RT060506LF                   | 1-1/4" x 1" x 1-1/4"     | 5                 | 20     |
| DB-RT0605LF                     | 1-1/4" x 1"              | 5                 | 20     |
| DB-RT060607LF                   | 1-1/4" x 1-1/4" x 1-1/2" | 5                 | 20     |
| DB-RT070307LF                   | 1-1/2" x 1/2" x 1-1/2"   | 5                 | 20     |
| DB-RT0703LF                     | 1-1/2" x 1/2"            | 5                 | 20     |
| DB-RT070407LF                   | 1-1/2" x 3/4" x 1-1/2"   | 5                 | 20     |
| DB-RT0704LF                     | 1-1/2" x 3/4"            | 5                 | 20     |
| DB-RT070505LF                   | 1-1/2" x 1" x 1"         | 5                 | 20     |
| DB-RT070506LF                   | 1-1/2" x 1" x 1-1/4"     | 5                 | 20     |
| DB-RT070507LF                   | 1-1/2" x 1" x 1-1/2"     | 5                 | 20     |
| DB-RT0705LF                     | 1-1/2" x 1"              | 5                 | 20     |
| DB-RT070606LF                   | 1-1/2" x 1-1/4" x 1-1/4" | 5                 | 30     |
| DB-RT070607LF                   | 1-1/2" x 1-1/4" x 1-1/2" | 5                 | 20     |
| DB-RT0706LF                     | 1-1/2" x 1-1/4"          | 5                 | 20     |
| DB-RT070708LF                   | 1-1/2" x 1-1/2" x 2"     | 5                 | 20     |
| DB-RT0803LF                     | 2" x 1/2"                | 5                 | 20     |
| DB-RT080407LF                   | 2" x 3/4" x 1-1/2"       | 1                 | 35     |
| DB-RT080408LF                   | 2" x 3/4" x 2"           | 1                 | 10     |
| DB-RT0804LF                     | 2" x 3/4"                | 5                 | 20     |
| DB-RT080508LF                   | 2" x 1" x 2"             | 1                 | 10     |
| DB-RT0805LF                     | 2" x 1"                  | 5                 | 20     |

# 125LB | Lead Free | Domestic Brass Pipe Fittings



Street Tee



Bushing

| MODEL NUMBER                    | SIZE                     | CARTON QUANTITIES |        |
|---------------------------------|--------------------------|-------------------|--------|
|                                 |                          | INNER             | MASTER |
| <b>Reducing Tee (Continued)</b> |                          |                   |        |
| DB-RT080705LF                   | 2" x 1-1/2" x 1"         | 1                 | 25     |
| DB-RT080706LF                   | 2" x 1-1/2" x 1-1/4"     | 1                 | 25     |
| DB-RT080707LF                   | 2" x 1-1/2" x 1-1/2"     | 1                 | 20     |
| DB-RT080708LF                   | 2" x 1-1/2" x 2"         | 5                 | 15     |
| DB-RT0807LF                     | 2" x 1-1/2"              | 5                 | 15     |
| DB-RT080809LF                   | 2" x 2" x 2-1/2"         | 1                 | 10     |
| DB-RT080810LF                   | 2" x 2" x 3"             | 1                 | 10     |
| DB-RT0904LF                     | 2-1/2" x 3/4"            | 1                 | 10     |
| DB-RT0905LF                     | 2-1/2" x 1"              | 1                 | 10     |
| DB-RT0906LF                     | 2-1/2" x 1-1/4"          | 1                 | 15     |
| DB-RT090709LF                   | 2-1/2" x 1-1/2" x 2-1/2" | 1                 | 5      |
| DB-RT0907LF                     | 2-1/2" x 1-1/2"          | 1                 | 10     |
| DB-RT090808LF                   | 2-1/2" x 2" x 2"         | 1                 | 10     |
| DB-RT090809LF                   | 2-1/2" x 2" x 2-1/2"     | 1                 | 10     |
| DB-RT0908LF                     | 2-1/2" x 2"              | 1                 | 10     |
| DB-RT1005LF                     | 3" x 1"                  | 1                 | 5      |
| DB-RT1007LF                     | 3" x 1-1/2"              | 1                 | 5      |
| DB-RT100810LF                   | 3" x 2" x 3"             | 1                 | 5      |
| DB-RT1008LF                     | 3" x 2"                  | 1                 | 5      |
| DB-RT100909LF                   | 3" x 2-1/2" x 2-1/2"     | 1                 | 5      |
| DB-RT1009LF                     | 3" x 2-1/2"              | 1                 | 5      |
| DB-RT1108LF                     | 4" x 2"                  | 1                 | 4      |
| <b>Street Tee</b>               |                          |                   |        |
| DB-ST02LF                       | 3/8"                     | 25                | 100    |
| DB-ST03LF                       | 1/2"                     | 25                | 100    |
| DB-ST04LF                       | 3/4"                     | 10                | 40     |
| DB-ST05LF                       | 1"                       | 10                | 40     |
| DB-ST06LF                       | 1-1/4"                   | 1                 | 25     |
| DB-ST08LF                       | 2"                       | 1                 | 10     |
| <b>Bushing</b>                  |                          |                   |        |
| DB-BU0100LF                     | 1/4" x 1/8"              | 100               | 600    |
| DB-BU0200LF                     | 3/8" x 1/8"              | 50                | 300    |
| DB-BU0201LF                     | 3/8" x 1/4"              | 50                | 300    |
| DB-BU0300LF                     | 1/2" x 1/8"              | 50                | 300    |
| DB-BU0301LF                     | 1/2" x 1/4"              | 100               | 600    |
| DB-BU0302LF                     | 1/2" x 3/8"              | 25                | 200    |

| MODEL NUMBER               | SIZE            | CARTON QUANTITIES |        |
|----------------------------|-----------------|-------------------|--------|
|                            |                 | INNER             | MASTER |
| <b>Bushing (Continued)</b> |                 |                   |        |
| DB-BU0400LF                | 3/4" x 1/8"     | 25                | 200    |
| DB-BU0401LF                | 3/4" x 1/4"     | 25                | 200    |
| DB-BU0402LF                | 3/4" x 3/8"     | 25                | 200    |
| DB-BU0403LF                | 3/4" x 1/2"     | 25                | 200    |
| DB-BU0500LF                | 1" x 1/8"       | 25                | 200    |
| DB-BU0501LF                | 1" x 1/4"       | 25                | 150    |
| DB-BU0502LF                | 1" x 3/8"       | 25                | 100    |
| DB-BU0503LF                | 1" x 1/2"       | 25                | 100    |
| DB-BU0504LF                | 1" x 3/4"       | 25                | 100    |
| DB-BU0602LF                | 1-1/4" x 3/8"   | 25                | 100    |
| DB-BU0603LF                | 1-1/4" x 1/2"   | 25                | 100    |
| DB-BU0604LF                | 1-1/4" x 3/4"   | 25                | 100    |
| DB-BU0605LF                | 1-1/4" x 1"     | 25                | 100    |
| DB-BU0701LF                | 1-1/2" x 1/4"   | 25                | 100    |
| DB-BU0702LF                | 1-1/2" x 3/8"   | 25                | 100    |
| DB-BU0703LF                | 1-1/2" x 1/2"   | 25                | 100    |
| DB-BU0704LF                | 1-1/2" x 3/4"   | 25                | 100    |
| DB-BU0705LF                | 1-1/2" x 1"     | 25                | 100    |
| DB-BU0706LF                | 1-1/2" x 1-1/4" | 25                | 100    |
| DB-BU0801LF                | 2" x 1/4"       | 10                | 40     |
| DB-BU0803LF                | 2" x 1/2"       | 10                | 40     |
| DB-BU0804LF                | 2" x 3/4"       | 10                | 40     |
| DB-BU0805LF                | 2" x 1"         | 10                | 60     |
| DB-BU0806LF                | 2" x 1-1/4"     | 10                | 40     |
| DB-BU0807LF                | 2" x 1-1/2"     | 10                | 40     |
| DB-BU0903LF                | 2" x 1/2"       | 10                | 40     |
| DB-BU0905LF                | 2" x 1"         | 5                 | 40     |
| DB-BU0906LF                | 2-1/2" x 1-1/4" | 5                 | 20     |
| DB-BU0907LF                | 2-1/2" x 1-1/2" | 5                 | 20     |
| DB-BU0908LF                | 2-1/2" x 2"     | 5                 | 20     |
| DB-BU1005LF                | 3" x 1"         | 1                 | 25     |
| DB-BU1006LF                | 3" x 1-1/4"     | 1                 | 20     |
| DB-BU1007LF                | 3" x 1/2"       | 5                 | 20     |
| DB-BU1008LF                | 3" x 2"         | 5                 | 20     |
| DB-BU1009LF                | 3" x 2-1/2"     | 1                 | 25     |
| DB-BU10510LF               | 3-1/2" x 3"     | 1                 | 15     |
| DB-BU1105LF                | 4" x 1"         | 1                 | 10     |
| DB-BU1107LF                | 4" x 1-1/2"     | 1                 | 10     |
| DB-BU1108LF                | 4" x 2"         | 1                 | 16     |
| DB-BU1109LF                | 4" x 2-1/2"     | 1                 | 15     |
| DB-BU1110LF                | 4" x 3"         | 1                 | 10     |
| DB-BU11105LF               | 4" x 3-1/2"     | 1                 | 15     |

# Domestic Brass Pipe Fittings | Lead Free | 125LB

- NPT Threads to ASME B1.20.1
- NSF/ANSI 61 Certified
- Buy American Act & ARRA. DEFARS 252.225-7008
- Stocked 1/8" - 8" Diameters
- Class 125lbs & 250lbs
- Flanges Class 150lbs & 300lbs
- Castings to ASME B16.15
- CSA Approved



Plug



Solid Plug



Countersunk Plug



Cross

|                         |        | CARTON QUANTITIES |        |
|-------------------------|--------|-------------------|--------|
| MODEL NUMBER            | SIZE   | INNER             | MASTER |
| <b>Plug</b>             |        |                   |        |
| DB-PL03LF               | 1/2"   | 25                | 500    |
| DB-PL04LF               | 3/4"   | 25                | 300    |
| DB-PL05LF               | 1"     | 25                | 150    |
| DB-PL06LF               | 1-1/4" | 25                | 100    |
| DB-PL07LF               | 1-1/2" | 25                | 100    |
| DB-PL08LF               | 2"     | 10                | 40     |
| DB-PL09LF               | 2-1/2" | 5                 | 20     |
| DB-PL10LF               | 3"     | 1                 | 25     |
| DB-PL105LF              | 3-1/2" | 1                 | 15     |
| DB-PL11LF               | 4"     | 1                 | 15     |
| DB-PL13LF               | 6"     | 1                 | 5      |
| <b>Solid Plug</b>       |        |                   |        |
| DB-PLS02LF              | 3/8"   | 25                | 300    |
| DB-PLS03LF              | 1/2"   | 25                | 300    |
| DB-PLS04LF              | 3/4"   | 25                | 300    |
| DB-PLS05LF              | 1"     | 25                | 150    |
| DB-PLS06LF              | 1-1/4" | 25                | 100    |
| DB-PLS07LF              | 1-1/2" | 10                | 60     |
| DB-PLS08LF              | 2"     | 10                | 40     |
| DB-PLS09LF              | 2-1/2" | 5                 | 20     |
| DB-PLS10LF              | 3"     | 1                 | 15     |
| DB-PLS11LF              | 4"     | 1                 | 6      |
| <b>Countersunk Plug</b> |        |                   |        |
| DB-CSP03LF              | 1/2"   | 25                | 500    |
| DB-CSP04LF              | 3/4"   | 25                | 500    |
| DB-CSP05LF              | 1"     | 25                | 200    |
| DB-CSP06LF              | 1-1/4" | 25                | 150    |
| DB-CSP07LF              | 1-1/2" | 25                | 100    |
| DB-CSP08LF              | 2"     | 10                | 60     |
| DB-CSP09LF              | 2-1/2" | 1                 | 30     |
| DB-CSP10LF              | 3"     | 1                 | 20     |
| DB-CSP11LF              | 4"     | 1                 | 20     |
| DB-CSP13LF              | 6"     | 1                 | 4      |

|              |               | CARTON QUANTITIES |        |
|--------------|---------------|-------------------|--------|
| MODEL NUMBER | SIZE          | INNER             | MASTER |
| <b>Cross</b> |               |                   |        |
| DB-CR00LF    | 1/8"          | 25                | 300    |
| DB-CR01LF    | 1/4"          | 25                | 300    |
| DB-CR02LF    | 3/8"          | 25                | 100    |
| DB-CR03LF    | 1/2"          | 25                | 100    |
| DB-CR0403LF  | 3/4" x 1/2"   | 10                | 40     |
| DB-CR04LF    | 3/4"          | 10                | 40     |
| DB-CR05LF    | 1"            | 5                 | 20     |
| DB-CR0604LF  | 1-1/4" x 3/4" | 10                | 40     |
| DB-CR06LF    | 1-1/4"        | 5                 | 20     |
| DB-CR07LF    | 1-1/2"        | 1                 | 20     |
| DB-CR08LF    | 2"            | 1                 | 10     |
| DB-CR09LF    | 2-1/2"        | 1                 | 5      |
| DB-CR10LF    | 3"            | 1                 | 4      |
| DB-CR11LF    | 4"            | 1                 | 2      |

# 125LB | Lead Free | Domestic Brass Pipe Fittings



Locknut



Union



Drop Ear Elbow



Drop Ear Tee



Extension Piece



Lateral Y-Branch

| CARTON QUANTITIES |        |       |        |
|-------------------|--------|-------|--------|
| MODEL NUMBER      | SIZE   | INNER | MASTER |
| <b>Locknut</b>    |        |       |        |
| DB-LN00LF         | 1/8"   | 25    | 600    |
| DB-LN01LF         | 1/4"   | 25    | 500    |
| DB-LN02LF         | 3/8"   | 25    | 500    |
| DB-LN03LF         | 1/2"   | 25    | 600    |
| DB-LN04LF         | 3/4"   | 25    | 300    |
| DB-LN05LF         | 1"     | 25    | 300    |
| DB-LN06LF         | 1-1/4" | 25    | 150    |
| DB-LN07LF         | 1-1/2" | 25    | 100    |
| DB-LN08LF         | 2"     | 10    | 60     |
| DB-LN09LF         | 2-1/2" | 10    | 40     |
| DB-LN10LF         | 3"     | 1     | 50     |
| DB-LN11LF         | 4"     | 1     | 25     |

| CARTON QUANTITIES       |        |       |        |
|-------------------------|--------|-------|--------|
| MODEL NUMBER            | SIZE   | INNER | MASTER |
| <b>Union</b>            |        |       |        |
| DB-UN01LF               | 1/4"   | 25    | 300    |
| DB-UN02LF               | 3/8"   | 25    | 100    |
| DB-UN03LF               | 1/2"   | 25    | 100    |
| DB-UN04LF               | 3/4"   | 25    | 75     |
| DB-UN05LF               | 1"     | 10    | 40     |
| DB-UN06LF               | 1-1/4" | 5     | 20     |
| DB-UN07LF               | 1-1/2" | 5     | 20     |
| DB-UN08LF               | 2"     | 1     | 15     |
| <b>Drop Ear Elbow</b>   |        |       |        |
| DB-DEL9001LF            | 1/4"   | 25    | 300    |
| DB-DEL9002LF            | 3/8"   | 25    | 200    |
| DB-DEL9003LF            | 1/2"   | 25    | 100    |
| <b>Drop Ear Tee</b>     |        |       |        |
| DB-DET02LF              | 3/8"   | 25    | 100    |
| <b>Extention Piece</b>  |        |       |        |
| DB-X03LF                | 1/2"   | 25    | 200    |
| DB-X04LF                | 3/4"   | 25    | 100    |
| DB-X05LF                | 1"     | 1     | 75     |
| DB-X06LF                | 1-1/4" | 1     | 50     |
| DB-X07LF                | 1-1/2" | 1     | 40     |
| DB-X08LF                | 2"     | 1     | 25     |
| <b>Lateral-Y Branch</b> |        |       |        |
| DB-Y02LF                | 3/8"   | 25    | 100    |
| DB-Y03LF                | 1/2"   | 25    | 100    |
| DB-Y04LF                | 3/4"   | 25    | 40     |
| DB-Y05LF                | 1"     | 10    | 20     |
| DB-Y06LF                | 1-1/4" | 5     | 20     |
| DB-Y07LF                | 1-1/2" | 5     | 15     |
| DB-Y08LF                | 2"     | 1     | 10     |
| DB-Y09LF                | 2-1/2" | 1     | 5      |
| DB-Y10LF                | 3"     | 1     | 4      |

Domestic Pipe Fittings | 125LB



# Domestic Brass Pipe Fittings | Lead Free | 125LB

- NPT Threads to ASME B1.20.1
- NSF/ANSI 61 Certified
- Buy American Act & ARRA. DEFARS 252.225-7008
- Stocked 1/8" - 8" Diameters
- Class 125lbs & 250lbs
- Flanges Class 150lbs & 300lbs
- Castings to ASME B16.15
- CSA Approved



Bronze Blind Flange - 150#



Floor Flange



Companion Flange -  
Sweat 125#



Companion Flange -  
Sweat 150#



Bronze Companion  
Flange - Threaded 150#

|  |        | CARTON QUANTITIES |        |
|--|--------|-------------------|--------|
| MODEL NUMBER                                   | SIZE   | INNER             | MASTER |
| <b>Bronze Blind Flange - 150#</b>              |        |                   |        |
| DB-CFB08LF                                     | 2"     | 1                 | 14     |
| DB-CFB09LF                                     | 2-1/2" | 1                 | 7      |
| DB-CFB10LF                                     | 3"     | 1                 | 6      |
| DB-CFB11LF                                     | 4"     | 1                 | 3      |
| DB-CFB12LF                                     | 5"     | 1                 | 4      |
| DB-CFB13LF                                     | 6"     | 1                 | 3      |
| <b>Floor Flange</b>                            |        |                   |        |
| DB-FF01LF                                      | 1/4"   | 25                | 300    |
| DB-FF02LF                                      | 3/8"   | 25                | 150    |
| DB-FF03LF                                      | 1/2"   | 25                | 100    |
| DB-FF04LF                                      | 3/4"   | 25                | 100    |
| DB-FF05LF                                      | 1"     | 10                | 40     |
| DB-FF06LF                                      | 1-1/4" | 10                | 40     |
| DB-FF07LF                                      | 1-1/2" | 10                | 40     |
| DB-FF08LF                                      | 2"     | 5                 | 20     |
| <b>Bronze Companion Flange - Threaded 150#</b> |        |                   |        |
| DB-CF03LF                                      | 1/2"   | 1                 | 45     |
| DB-CF04LF                                      | 3/4"   | 1                 | 30     |
| DB-CF05LF                                      | 1"     | 1                 | 5      |
| DB-CF06LF                                      | 1-1/4" | 1                 | 28     |
| DB-CF07LF                                      | 1-1/2" | 1                 | 16     |
| DB-CF08LF                                      | 2"     | 1                 | 10     |
| DB-CF09LF                                      | 2-1/2" | 1                 | 5      |
| DB-CF10LF                                      | 3"     | 1                 | 4      |
| DB-CF11LF                                      | 4"     | 1                 | 4      |
| DB-CF12LF                                      | 5"     | 1                 | 3      |
| DB-CF13LF                                      | 6"     | 1                 | 4      |

|                                      |        | CARTON QUANTITIES |        |
|--------------------------------------|--------|-------------------|--------|
| MODEL NUMBER                         | SIZE   | INNER             | MASTER |
| <b>Companion Flange - Sweat 125#</b> |        |                   |        |
| DB-CFCL04LF                          | 3/4"   | 1                 | 30     |
| DB-CFCL05LF                          | 1"     | 1                 | 30     |
| DB-CFCL06LF                          | 1-1/4" | 1                 | 30     |
| DB-CFCL07LF                          | 1-1/2" | 1                 | 20     |
| DB-CFCL08LF                          | 2"     | 1                 | 10     |
| DB-CFCL09LF                          | 2-1/2" | 1                 | 5      |
| DB-CFCL10LF                          | 3"     | 1                 | 6      |
| DB-CFCL11LF                          | 4"     | 1                 | 3      |
| DB-CFCL12LF                          | 5"     | 1                 | 4      |
| DB-CFCL13LF                          | 6"     | 1                 | 2      |
| DB-CFCL14LF                          | 8"     | 1                 | 1      |
| <b>Companion Flange - Sweat 150#</b> |        |                   |        |
| DB-CFCH03LF                          | 1/2"   | 1                 | 40     |
| DB-CFCH04LF                          | 3/4"   | 1                 | 30     |
| DB-CFCH05LF                          | 1"     | 1                 | 20     |
| DB-CFCH06LF                          | 1-1/4" | 1                 | 15     |
| DB-CFCH07LF                          | 1-1/2" | 1                 | 10     |
| DB-CFCH08LF                          | 2"     | 1                 | 5      |
| DB-CFCH09LF                          | 2-1/2" | 1                 | 5      |
| DB-CFCH10LF                          | 3"     | 1                 | 5      |
| DB-CFCH11LF                          | 4"     | 1                 | 3      |
| DB-CFCH12LF                          | 5"     | 1                 | 2      |
| DB-CFCH13LF                          | 6"     | 1                 | 2      |
| DB-CFCH14LF                          | 8"     | 1                 | 1      |

# 125LB | Domestic Brass Pipe Fittings




Companion Flange -  
Sweat 125#



Companion Flange -  
Sweat 150#



Ohio Cleanout Plug



Southern Cleanout Plug -  
Countersunk



Southern Cleanout Plug

- Buy American Act & ARRA. DEFARS 252.225-7008
  - NSF/ANSI 61 Certified
- Stocked from 1/2" - 10" Diameters
  - CSA Approved
  - Class 125lbs & 250lbs
- Flanges Class 150lbs & 300lbs
  - Castings to ASME B16.15

| CARTON QUANTITIES                    |        |       |        |
|--------------------------------------|--------|-------|--------|
| MODEL NUMBER                         | SIZE   | INNER | MASTER |
| <b>Companion Flange - Sweat 125#</b> |        |       |        |
| DB-CFCL04                            | 3/4"   | 1     | 30     |
| DB-CFCL05                            | 1"     | 1     | 30     |
| DB-CFCL06                            | 1-1/4" | 1     | 30     |
| DB-CFCL07                            | 1-1/2" | 1     | 20     |
| DB-CFCL08                            | 2"     | 1     | 10     |
| DB-CFCL09                            | 2-1/2" | 1     | 5      |
| DB-CFCL10                            | 3"     | 1     | 6      |
| DB-CFCL11                            | 4"     | 1     | 3      |
| DB-CFCL12                            | 5"     | 1     | 4      |
| DB-CFCL13                            | 6"     | 1     | 2      |
| DB-CFCL14                            | 8"     | 1     | 1      |
| <b>Companion Flange - Sweat 150#</b> |        |       |        |
| DB-CFCH03                            | 1/2"   | 1     | 40     |
| DB-CFCH04                            | 3/4"   | 1     | 30     |
| DB-CFCH05                            | 1"     | 1     | 30     |
| DB-CFCH06                            | 1-1/4" | 1     | 15     |
| DB-CFCH07                            | 1-1/2" | 1     | 10     |
| DB-CFCH08                            | 2"     | 1     | 5      |
| DB-CFCH09                            | 2-1/2" | 1     | 5      |
| DB-CFCH10                            | 3"     | 1     | 5      |
| DB-CFCH11                            | 4"     | 1     | 3      |
| DB-CFCH12                            | 5"     | 1     | 2      |
| DB-CFCH13                            | 6"     | 1     | 2      |
| DB-CFCH14                            | 8"     | 1     | 1      |

| CARTON QUANTITIES                           |        |       |        |
|---|--------|-------|--------|
| MODEL NUMBER                                | SIZE   | INNER | MASTER |
| <b>Ohio Cleanout Plug</b>                   |        |       |        |
| DB-CPO07                                    | 1-1/2" | 1     | 100    |
| DB-CPO08                                    | 2"     | 1     | 100    |
| DB-CPO09                                    | 2-1/2" | 1     | 75     |
| DB-CPO10                                    | 3"     | 1     | 50     |
| DB-CPO105                                   | 3-1/2" | 1     | 40     |
| DB-CPO11                                    | 4"     | 1     | 30     |
| DB-CPO12                                    | 5"     | 1     | 20     |
| DB-CPO14                                    | 8"     | 1     | 10     |
| DB-CPO15                                    | 10"    | 1     | 5      |
| <b>Southern Cleanout Plug - Countersunk</b> |        |       |        |
| DB-CPCS05                                   | 1"     | 1     | 500    |
| DB-CPCS06                                   | 1-1/4" | 1     | 300    |
| DB-CPCS07                                   | 1-1/2" | 1     | 300    |
| DB-CPCS08                                   | 2"     | 1     | 200    |
| DB-CPCS09                                   | 2-1/2" | 1     | 150    |
| DB-CPCS10                                   | 3"     | 1     | 100    |
| DB-CPCS105                                  | 3-1/2" | 1     | 75     |
| DB-CPCS11                                   | 4"     | 1     | 50     |
| DB-CPCS115                                  | 4-1/2" | 1     | 40     |
| DB-CPCS12                                   | 5"     | 1     | 35     |
| DB-CPCS125                                  | 5-1/2" | 1     | 30     |
| DB-CPCS13                                   | 6"     | 1     | 20     |
| DB-CPCS14                                   | 8"     | 1     | 10     |
| <b>Southern Cleanout Plug</b>               |        |       |        |
| DB-CPS05                                    | 1"     | 1     | 500    |
| DB-CPS06                                    | 1-1/4" | 1     | 300    |
| DB-CPS07                                    | 1-1/2" | 1     | 300    |
| DB-CPS08                                    | 2"     | 1     | 200    |
| DB-CPS09                                    | 2-1/2" | 1     | 150    |
| DB-CPS10                                    | 3"     | 1     | 100    |
| DB-CPS105                                   | 3-1/2" | 1     | 75     |
| DB-CPS11                                    | 4"     | 1     | 50     |
| DB-CPS115                                   | 4-1/2" | 1     | 40     |
| DB-CPS12                                    | 5"     | 1     | 35     |
| DB-CPS125                                   | 5-1/2" | 1     | 30     |
| DB-CPS13                                    | 6"     | 1     | 20     |
| DB-CPS14                                    | 8"     | 1     | 10     |

# Domestic Brass Pipe Fittings | Lead Free | 250LB

- NPT Threads to ASME B1.20.1
- NSF/ANSI 61 Certified
- Buy American Act & ARRA. DEFARS 252.225-7008
- Stocked 1/8" - 8" Diameters
- Class 125lbs & 250lbs
- Flanges Class 150lbs & 300lbs
- Castings to ASME B16.15
- CSA Approved



XH 90° Elbow - 250lb



XH 90° Street Elbow - 250lb



XH 45° Elbow - 250lb



XH Coupling - 250lb



XH Reducing Coupling - 250lb



XH Cap - 250lb

|                            |        | CARTON QUANTITIES |        |
|----------------------------|--------|-------------------|--------|
| MODEL NUMBER               | SIZE   | INNER             | MASTER |
| <b>XH 90° Elbow</b>        |        |                   |        |
| DB-LX9001LF                | 1/4"   | 25                | 300    |
| DB-LX9002LF                | 3/8"   | 25                | 200    |
| DB-LX9003LF                | 1/2"   | 25                | 100    |
| DB-LX9004LF                | 3/4"   | 25                | 100    |
| DB-LX9005LF                | 1"     | 10                | 40     |
| DB-LX9006LF                | 1-1/4" | 5                 | 20     |
| DB-LX9007LF                | 1-1/2" | 1                 | 20     |
| DB-LX9008LF                | 2"     | 1                 | 10     |
| DB-LX9009LF                | 2-1/2" | 1                 | 10     |
| DB-LX9010LF                | 3"     | 1                 | 5      |
| <b>XH 90° Street Elbow</b> |        |                   |        |
| DB-LSTX9005LF              | 1"     | 10                | 40     |
| DB-LSTX9007LF              | 1-1/2" | 1                 | 25     |
| <b>XH 45° Elbow</b>        |        |                   |        |
| DB-LX4503LF                | 1/2"   | 10                | 50     |
| DB-LX4504LF                | 3/4"   | 10                | 80     |
| DB-LX4505LF                | 1"     | 10                | 40     |
| DB-LX4506LF                | 1-1/4" | 5                 | 40     |
| DB-LX4507LF                | 1-1/2" | 5                 | 40     |
| DB-LX4508LF                | 2"     | 4                 | 20     |
| DB-LX4509LF                | 2-1/2" | 1                 | 10     |
| DB-LX4510LF                | 3"     | 1                 | 5      |
| <b>XH Cap</b>              |        |                   |        |
| DB-CAX03LF                 | 1/2"   | 25                | 300    |
| DB-CAX04LF                 | 3/4"   | 10                | 60     |
| DB-CAX05LF                 | 1"     | 25                | 100    |
| DB-CAX06LF                 | 1-1/4" | 10                | 40     |
| DB-CAX07LF                 | 1-1/2" | 10                | 40     |
| DB-CAX08LF                 | 2"     | 10                | 30     |

|                             |                 | CARTON QUANTITIES |        |
|-----------------------------|-----------------|-------------------|--------|
| MODEL NUMBER                | SIZE            | INNER             | MASTER |
| <b>XH Coupling</b>          |                 |                   |        |
| DB-CPX01LF                  | 1/4"            | 10                | 240    |
| DB-CPX02LF                  | 3/8"            | 10                | 150    |
| DB-CPX03LF                  | 1/2"            | 10                | 120    |
| DB-CPX04LF                  | 3/4"            | 25                | 100    |
| DB-CPX05LF                  | 1"              | 10                | 60     |
| DB-CPX06LF                  | 1-1/4"          | 5                 | 30     |
| DB-CPX07LF                  | 1-1/2"          | 5                 | 20     |
| DB-CPX08LF                  | 2"              | 5                 | 25     |
| DB-CPX09LF                  | 2-1/2"          | 1                 | 20     |
| <b>XH Reducing Coupling</b> |                 |                   |        |
| DB-RCX0403LF                | 3/4" x 1/2"     | 10                | 50     |
| DB-RCX0503LF                | 1" x 1/2"       | 10                | 40     |
| DB-RCX0504LF                | 1" x 3/4"       | 10                | 60     |
| DB-RCX0605LF                | 1-1/4" x 1"     | 5                 | 20     |
| DB-RCX0705LF                | 1-1/2" x 1"     | 5                 | 20     |
| DB-RCX0706LF                | 1-1/2" x 1-1/4" | 5                 | 20     |
| DB-RCX0807LF                | 2" x 1-1/2"     | 10                | 25     |
| DB-RCX0908LF                | 2-1/2" x 2"     | 1                 | 10     |

# 250LB | Lead Free | Domestic Brass Pipe Fittings



XH Tee - 250lb



XH Reducing Tee - 250lb



XH Cross - 250lb



XH Companion Flange - 250lb



XH Union - 250lb



XH Union Elbow - 250lb

| CARTON QUANTITIES      |                |       |        |
|------------------------|----------------|-------|--------|
| MODEL NUMBER           | SIZE           | INNER | MASTER |
| <b>XH Tee</b>          |                |       |        |
| DB-TX01LF              | 1/4"           | 25    | 300    |
| DB-TX02LF              | 3/8"           | 25    | 100    |
| DB-TX03LF              | 1/2"           | 25    | 100    |
| DB-TX04LF              | 3/4"           | 1     | 25     |
| DB-TX05LF              | 1"             | 10    | 40     |
| DB-TX06LF              | 1-1/4"         | 5     | 20     |
| DB-TX07LF              | 1-1/2"         | 5     | 15     |
| DB-TX08LF              | 2"             | 2     | 12     |
| DB-TX09LF              | 2-1/2"         | 1     | 5      |
| DB-TX11LF              | 4"             | 1     | 2      |
| <b>XH Reducing Tee</b> |                |       |        |
| DB-TRX0301LF           | 1/2" x 1/4"    | 20    | 80     |
| DB-TRX050305LF         | 1" x 1/2" x 1" | 10    | 40     |
| DB-TRX0503LF           | 1" x 1/2" x 1" | 10    | 40     |
| DB-TRX0504LF           | 1" x 1/2" x 1" | 10    | 40     |
| DB-TRX0603LF           | 1-1/4" x 1/2"  | 1     | 30     |

| CARTON QUANTITIES          |        |       |        |
|----------------------------|--------|-------|--------|
| MODEL NUMBER               | SIZE   | INNER | MASTER |
| <b>XH Cross</b>            |        |       |        |
| DB-CRX03LF                 | 1/2"   | 10    | 40     |
| DB-CRX04LF                 | 3/4"   | 10    | 40     |
| DB-CRX05LF                 | 1"     | 5     | 20     |
| DB-CRX06LF                 | 1-1/4" | 1     | 10     |
| DB-CRX07LF                 | 1-1/2" | 5     | 15     |
| DB-CRX08LF                 | 2"     | 1     | 5      |
| <b>XH Companion Flange</b> |        |       |        |
| DB-CFX07LF                 | 1-1/2" | 1     | 10     |
| DB-CFX08LF                 | 2"     | 1     | 10     |
| DB-CFX09LF                 | 2-1/2" | 1     | 5      |
| DB-CFX10LF                 | 3"     | 1     | 4      |
| DB-CFX11LF                 | 4"     | 1     | 4      |
| <b>XH Union</b>            |        |       |        |
| DB-XUN03LF                 | 1/2"   | 10    | 50     |
| DB-XUN04LF                 | 3/4"   | 10    | 40     |
| DB-XUN05LF                 | 1"     | 10    | 40     |
| DB-XUN06LF                 | 1-1/4" | 5     | 20     |
| DB-XUN07LF                 | 1-1/2" | 5     | 20     |
| DB-XUN08LF                 | 2"     | 10    | 10     |
| <b>XH Union Elbow</b>      |        |       |        |
| DB-XUNL03LF                | 1/2"   | 10    | 65     |
| DB-XUNL04LF                | 3/4"   | 10    | 40     |
| DB-XUNL05LF                | 1"     | 10    | 35     |
| DB-XUNL06LF                | 1-1/4" | 5     | 20     |
| DB-XUNL07LF                | 1-1/2" | 5     | 10     |
| DB-XUNL08LF                | 2"     | 10    | 8      |

# Brass Press Fittings | Lead Free

- 200 PSI
- Leak Prior to Press
- cUPC, NSF61 & NSF372 Approved
- Lead Free Brass

| MODEL NUMBER                         | SIZE            | CARTON QUANTITIES |        |
|--------------------------------------|-----------------|-------------------|--------|
|                                      |                 | INNER             | MASTER |
| <b>Press x Female Adapter</b>        |                 |                   |        |
| PFA0303LF                            | 1/2" x 1/2"     | 10                | 300    |
| PFA0404LF                            | 3/4" x 3/4"     | 10                | 150    |
| PFA0505LF                            | 1" x 1"         | 10                | 180    |
| PFA0606LF                            | 1-1/4" x 1-1/4" | 1                 | 80     |
| PFA0707LF                            | 1-1/2" x 1-1/2" | 1                 | 55     |
| PFA0808LF                            | 2" x 2"         | 1                 | 40     |
| <b>Press x Male Adapter</b>          |                 |                   |        |
| PMA0303LF                            | 1/2" x 1/2"     | 10                | 300    |
| PMA0404LF                            | 3/4" x 3/4"     | 10                | 160    |
| PMA0505LF                            | 1" x 1"         | 10                | 160    |
| PMA0606LF                            | 1-1/4" x 1-1/4" | 1                 | 80     |
| PMA0707LF                            | 1-1/2" x 1-1/2" | 1                 | 50     |
| PMA0808LF                            | 2" x 2"         | 1                 | 35     |
| <b>Press x Male Reducing Adapter</b> |                 |                   |        |
| PMAR0304LF                           | 1/2" X 3/4"     | 10                | 180    |
| PMAR0403LF                           | 3/4" X 1/2"     | 10                | 180    |
| PMAR0405LF                           | 3/4" X 1"       | 10                | 200    |
| PMAR0504LF                           | 1" X 3/4"       | 10                | 180    |
| PMAR0506LF                           | 1" X 1-1/4"     | 10                | 100    |
| PMAR0605LF                           | 1-1/4" X 1"     | 1                 | 95     |
| PMAR0607LF                           | 1-1/4" X 1-1/2" | 1                 | 75     |
| PMAR0706LF                           | 1-1/2" X 1-1/4" | 1                 | 55     |
| PMAR0708LF                           | 1-1/2" X 2"     | 1                 | 40     |
| PMAR0807LF                           | 2" X 1-1/2"     | 1                 | 40     |
| <b>Press x PEX F1807 Adapters</b>    |                 |                   |        |
| PPXA0303LF                           | 1/2" x 1/2"     | 10                | 200    |
| PPXA0404LF                           | 3/4" x 3/4"     | 10                | 200    |
| PPXA0505LF                           | 1" x 1"         | 5                 | 150    |
| <b>Press x PEX F1960 Adapters</b>    |                 |                   |        |
| PPXCEA0303LF                         | 1/2" x 1/2"     | 10                | 400    |
| PPXCEA0404LF                         | 3/4" x 3/4"     | 10                | 250    |
| PPXCEA0505LF                         | 1" x 1"         | 5                 | 150    |
| <b>Press Drop Ear Elbows</b>         |                 |                   |        |
| PDE-0303LF                           | 1/2"            | 10                | 60     |
| PDE-0404LF                           | 3/4"            | 10                | 60     |



Press X Female Adapter



Press X Male Adapter



Press X Male Reducing Adapter



Press X PEX F1807 Adapter



Press X PEX F1960 Adapter



Press Drop Ear Elbows



# Lead Free | Chrome Plated Brass Fittings

- Meets NSF/ANSI Standards 61 Section 8 (2011) & Annex F
- Meets All Applicable ASTM Standards
- Stocked from 3/8" - 3/4" Diameters



90° Elbow



90° Street Elbow



45° Elbow



Tee



Coupling



Bushing



Union



Plug

|                         |             | CARTON QUANTITIES |        |
|-------------------------|-------------|-------------------|--------|
| MODEL NUMBER            | SIZE        | INNER             | MASTER |
| <b>90° Elbow</b>        |             |                   |        |
| C-L9002LF               | 3/8"        | 25                | 300    |
| C-L9003LF               | 1/2"        | 25                | 200    |
| C-L9004LF               | 3/4"        | 25                | 100    |
| <b>90° Street Elbow</b> |             |                   |        |
| C-ST9002LF              | 3/8"        | 25                | 400    |
| C-ST9003LF              | 1/2"        | 25                | 200    |
| <b>45° Elbow</b>        |             |                   |        |
| C-L4502LF               | 3/8"        | 25                | 400    |
| C-L4503LF               | 1/2"        | 25                | 200    |
| C-L4504LF               | 3/4"        | 25                | 100    |
| <b>Tee</b>              |             |                   |        |
| C-T02LF                 | 3/8"        | 25                | 200    |
| C-T03LF                 | 1/2"        | 25                | 100    |
| C-T04LF                 | 3/4"        | 25                | 75     |
| <b>Coupling</b>         |             |                   |        |
| C-CP02LF                | 3/8"        | 25                | 400    |
| C-CP03LF                | 1/2"        | 25                | 200    |
| C-CP0302LF              | 1/2" x 3/8" | 25                | 200    |
| C-CP04LF                | 3/4"        | 25                | 100    |
| <b>Bushing</b>          |             |                   |        |
| C-BU0302LF              | 1/2" X 3/8" | 25                | 450    |
| C-BU0403LF              | 3/4" x 1/2" | 25                | 300    |
| <b>Union</b>            |             |                   |        |
| C-UN02LF                | 3/8"        | 25                | 150    |
| C-UN03LF                | 1/2"        | 25                | 75     |
| C-UN04LF                | 3/4"        | 25                | 75     |
| <b>Plug</b>             |             |                   |        |
| C-PL02LF                | 3/8"        | 25                | 1400   |
| C-PL03LF                | 1/2"        | 25                | 600    |
| C-PL04LF                | 3/4"        | 25                | 300    |

# Brass Pex Fittings | Lead Free

- Manufactured to ASTM Standards F1807 & F876-877
- NSF & UPC Approved
- Used with Pex Tubing

| MODEL NUMBER                               | SIZE               | CARTON QUANTITIES |        |
|--|--------------------|-------------------|--------|
|  |                    | INNER             | MASTER |
| <b>Elbow - Pex Barb</b>                    |                    |                   |        |
| PXL02LF                                    | 3/8"               | 25                | 800    |
| PXL03LF                                    | 1/2"               | 25                | 500    |
| PXL58LF                                    | 5/8"               | 25                | 300    |
| PXL04LF                                    | 3/4"               | 25                | 300    |
| PXL05LF                                    | 1"                 | 15                | 150    |
| <b>Reducer Elbow - Pex Barb x Pex Barb</b> |                    |                   |        |
| PXRL0403LF                                 | 3/4" x 1/2"        | 25                | 400    |
| <b>Elbow - Pex Barb x MIP</b>              |                    |                   |        |
| PXLM0303LF                                 | 1/2" x 1/2"        | 25                | 250    |
| PXLM0304LF                                 | 1/2" x 3/4"        | 15                | 300    |
| PXLM0404LF                                 | 3/4" x 3/4"        | 25                | 250    |
| <b>Elbow - Female Sweat x Pex Barb</b>     |                    |                   |        |
| PXLFC0303LF                                | 1/2" x 1/2"        | 25                | 500    |
| PXLFC0304LF                                | 1/2" x 3/4"        | 15                | 300    |
| PXLFC0403LF                                | 3/4" x 1/2"        | 15                | 300    |
| PXLFC0404LF                                | 3/4" x 3/4"        | 15                | 300    |
| PXLFC0505LF                                | 1" x 1"            | 15                | 120    |
| <b>Elbow - Male Sweat x Pex Barb</b>       |                    |                   |        |
| PXLMC0303LF                                | 1/2" x 1/2"        | 25                | 300    |
| PXLMC0404LF                                | 3/4" x 3/4"        | 25                | 250    |
| <b>Tee - Pex Barb</b>                      |                    |                   |        |
| PXT02LF                                    | 3/8"               | 25                | 500    |
| PXT03LF                                    | 1/2"               | 15                | 300    |
| PXT58LF                                    | 5/8"               | 15                | 300    |
| PXT04LF                                    | 3/4"               | 15                | 300    |
| PXT05LF                                    | 1"                 | 15                | 120    |
| <b>Reducing Tee - Pex Barb</b>             |                    |                   |        |
| PXRT030304LF                               | 1/2" x 1/2" x 3/4" | 25                | 300    |
| PXRT040303LF                               | 3/4" x 1/2" x 1/2" | 25                | 300    |
| PXRT040304LF                               | 3/4" x 1/2" x 3/4" | 25                | 250    |
| PXRT040403LF                               | 3/4" x 3/4" x 1/2" | 25                | 250    |
| PXRT040405LF                               | 3/4" x 3/4" x 1"   | 15                | 120    |
| PXRT050304LF                               | 1" x 1/2" x 3/4"   | 15                | 120    |
| PXRT050305LF                               | 1" x 1/2" x 1"     | 15                | 120    |
| PXRT050403LF                               | 1" x 3/4" x 1/2"   | 15                | 120    |
| PXRT050404LF                               | 1" x 3/4" x 3/4"   | 15                | 120    |
| PXRT050405LF                               | 1" x 3/4" x 1"     | 15                | 120    |
| PXRT050503LF                               | 1" x 1" x 1/2"     | 15                | 120    |
| PXRT050504LF                               | 1" x 1" x 3/4"     | 15                | 120    |



Elbow - Pex Barb



Reducer Elbow - Pex Barb x Pex Barb



Elbow - Pex Barb x MIP



Elbow - Female Sweat x Pex Barb



Elbow - Male Sweat x Pex Barb



Tee - Pex Barb



Reducing Tee - Pex Barb




Coupling - Pex Barb



Reducing Coupling - Pex Barb

| MODEL NUMBER                        | SIZE        | CARTON QUANTITIES |        |
|-------------------------------------|-------------|-------------------|--------|
|                                     |             | INNER             | MASTER |
| <b>Drop Ear Tee - Pex Barb</b>      |             |                   |        |
| PXTD0303LF                          | 1/2"        | 10                | 150    |
| PXTD0404LF                          | 3/4"        | 10                | 150    |
| <b>Coupling - Pex Barb</b>          |             |                   |        |
| PXCP02LF                            | 3/8"        | 50                | 1,000  |
| PXCP03LF                            | 1/2"        | 50                | 1,000  |
| PXCP058LF                           | 5/8"        | 25                | 500    |
| PXCP04LF                            | 3/4"        | 25                | 500    |
| PXCP05LF                            | 1"          | 10                | 200    |
| <b>Reducing Coupling - Pex Barb</b> |             |                   |        |
| PXCPR0302LF                         | 1/2" x 3/8" | 50                | 1,000  |
| PXCPR0403LF                         | 3/4" x 1/2" | 25                | 500    |
| PXCPR0504LF                         | 1" x 3/4"   | 25                | 300    |



Male & Female Adapter



Male & Female Sweat Adapter



Plug

Drop Ear Elbow



Pex Crimp Ring

- Manufactured to ASTM Standards F1807 & F876-877
- NSF & UPC Approved
- Used with Pex Tubing

| CARTON QUANTITIES                                |             |       |        |
|--|-------------|-------|--------|
| MODEL NUMBER                                     | SIZE        | INNER | MASTER |
| <b>Male &amp; Female Adapter - Pex Barb x IP</b> |             |       |        |
| <i>MALE ADAPTER - PEX BARB X MIP</i>             |             |       |        |
| PXMA0303LF                                       | 1/2" x 1/2" | 25    | 500    |
| PXMA0304LF                                       | 1/2" x 3/4" | 25    | 250    |
| PXMA5803LF                                       | 5/8" x 1/2" | 25    | 400    |
| PXMA0403LF                                       | 3/4" x 1/2" | 25    | 300    |
| PXMA0404LF                                       | 3/4" x 3/4" | 25    | 250    |
| PXMA0405LF                                       | 3/4" x 1"   | 15    | 120    |
| PXMA0504LF                                       | 1" x 3/4"   | 25    | 120    |
| PXMA0505LF                                       | 1" x 1"     | 15    | 120    |
| <i>FEMALE ADAPTER - PEX BARB X FIP</i>           |             |       |        |
| PXFA0303LF                                       | 1/2" x 1/2" | 25    | 300    |
| PXFA0304LF                                       | 1/2" x 3/4" | 25    | 250    |
| PXFA0404LF                                       | 3/4" x 3/4" | 25    | 200    |
| PXFA0405LF                                       | 3/4" x 1"   | 10    | 100    |
| PXFA0505LF                                       | 1" x 1"     | 10    | 100    |

| CARTON QUANTITIES   |             |       |        |
|---|-------------|-------|--------|
| MODEL NUMBER  | SIZE        | INNER | MASTER |
| <b>Male &amp; Female Sweat Adapter - Sweat x Pex Barb</b> |             |       |        |
| <i>MALE SWEAT ADAPTER</i>                                 |             |       |        |
| PXMAS0302LF   | 1/2" x 1/2" | 50    | 1,000  |
| PXMAS0303LF   | 1/2" x 1/2" | 50    | 1,000  |
| PXMAS0358LF   | 1/2" x 5/8" | 50    | 1,000  |
| PXMAS0304LF   | 1/2" x 3/4" | 25    | 500    |
| PXMAS0404LF   | 3/4" x 3/4" | 25    | 500    |
| PXMAS0505LF   | 1" x 1"     | 15    | 120    |
| <i>FEMALE SWEAT ADAPTER</i>                               |             |       |        |
| PXFAS0302LF   | 1/2" x 1/2" | 50    | 1,000  |
| PXFAS0303LF   | 1/2" x 1/2" | 50    | 1,000  |
| PXFAS0358LF   | 1/2" x 5/8" | 50    | 1,000  |
| PXFAS0304LF   | 1/2" x 3/4" | 50    | 1,000  |
| PXFAS0403LF   | 3/4" x 1/2" | 25    | 500    |
| PXFAS0404LF   | 3/4" x 3/4" | 25    | 500    |
| PXFAS0505LF   | 1" x 1"     | 15    | 120    |
| <b>Plug - Pex Barb</b>                                    |             |       |        |
| PXPL02LF  | 3/8"        | 100   | 2,000  |
| PXPL03LF  | 1/2"        | 100   | 1,500  |
| PXPL04LF  | 3/4"        | 50    | 1,000  |
| PXPL05LF  | 1"          | 25    | 400    |
| <b>Drop Ear Elbow - Pex Barb x FIP</b>                    |             |       |        |
| PXLD0303LF  | 1/2" x 1/2" | 25    | 250    |
| PXLD0403LF  | 3/4" x 1/2" | 10    | 150    |
| PXLD0404LF  | 3/4" x 3/4" | 10    | 150    |
| <b>Pex Crimp Ring - Copper &amp; Stainless Steel</b>      |             |       |        |
| <i>COPPER - LEAD FREE ONLY</i>                            |             |       |        |
| PXCR03LF  | 1/2"        | 100   | 2,000  |
| PXCR04LF  | 3/4"        | 100   | 1,500  |
| PXCR05LF  | 1"          | 50    | 800    |
| <i>STAINLESS STEEL - ONLY AVAILABLE IN STANDARD</i>       |             |       |        |
| PXSSCR02  | 1/2"        | 100   | 4,000  |
| PXSSCR03  | 3/4"        | 100   | 2,000  |
| PXSSCR58  | 5/8"        | 50    | 2,500  |
| PXSSCR04  | 3/4"        | 50    | 2,000  |
| PXSSCR05  | 1"          | 50    | 1,300  |

# Cold Expansion Brass Pex Fittings | Lead Free | F1960

- Manufactured and tested in accordance with ASTM F1960 and F877
- For Use in Hot and Cold Potable Water Distribution Systems
- Compliant with CSA B137.5
- NSF/ANSI14      • cUPC
- NSF/ANSI 61      • **MAX WORKING**  
(Temp./Pressure):  
180° F @ 100 PSI
- NSF/ANSI 372
- cNSFus



Elbow - Pex Barb



Reducer Elbow - Pex Bar



Elbow - Female Sweat x Pex Barb



Elbow - Male Sweat x Pex Barb



Elbow - Pex Barb x MIP



Drop Ear Elbow - Pex Barb x FPT



Coupling - Pex Barb



Reducing Coupling - Pex Barb



Tee - Pex Barb



Reducing Tee - Pex Barb

|  |             | CARTON QUANTITIES |        |
|--|-------------|-------------------|--------|
| MODEL NUMBER                           | SIZE        | INNER             | MASTER |
| <b>Elbow - Pex Barb</b>                |             |                   |        |
| PXCEL03LF                              | 1/2"        | 25                | 250    |
| PXCEL04LF                              | 3/4"        | 25                | 150    |
| PXCEL05LF                              | 1"          | 10                | 70     |
| <b>Reducing Elbow - Pex Barb</b>       |             |                   |        |
| PXCERL0403LF                           | 3/4" x 1/2" | 25                | 200    |
| <b>Elbow - Female Sweat x Pex Barb</b> |             |                   |        |
| PXCELCF0303LF                          | 1/2" x 1/2" | 25                | 250    |
| PXCELCF0304LF                          | 1/2" x 3/4" | 15                | 150    |
| PXCELCF0403LF                          | 3/4" x 1/2" | 15                | 150    |
| PXCELCF0404LF                          | 3/4" x 3/4" | 15                | 150    |
| PXCELCF0505LF                          | 1" x 1"     | 15                | 60     |
| <b>Elbow - Pex Barb x MIP</b>          |             |                   |        |
| PXCELM0303LF                           | 1/2" x 1/2" | 25                | 250    |
| PXCELM0404LF                           | 3/4" x 3/4" | 25                | 150    |
| <b>Elbow - Male Sweat x Pex Barb</b>   |             |                   |        |
| PXCELMC0303LF                          | 1/2" x 1/2" | 25                | 300    |
| PXCELMC0404LF                          | 3/4" x 3/4" | 25                | 150    |
| <b>Drop Ear Elbow - Pex Barb x FPT</b> |             |                   |        |
| PXCELD0303LF                           | 1/2" x 1/2" | 10                | 200    |
| PXCELD0404LF                           | 3/4" x 3/4" | 10                | 150    |
| PXCELD0505LF                           | 1" x 1"     | 10                | 150    |
| <b>Coupling - Pex Barb</b>             |             |                   |        |
| PXCECP03LF                             | 1/2"        | 50                | 500    |
| PXCECP04LF                             | 3/4"        | 25                | 250    |
| PXCECP05LF                             | 1"          | 10                | 100    |
| <b>Reducing Coupling - Pex Barb</b>    |             |                   |        |
| PXCECPR03LF                            | 1/2" x 3/8" | 50                | 500    |
| PXCECPR04LF                            | 3/4" x 1/2" | 25                | 250    |
| PXCECPR05LF                            | 1" x 3/4"   | 25                | 150    |
| <b>Tee - Pex Barb</b>                  |             |                   |        |
| PXCET03LF                              | 1/2"        | 25                | 150    |
| PXCET04LF                              | 3/4"        | 25                | 100    |
| PXCET05LF                              | 1"          | 25                | 50     |

|                                |                    | CARTON QUANTITIES |        |
|--------------------------------|--------------------|-------------------|--------|
| MODEL NUMBER                   | SIZE               | INNER             | MASTER |
| <b>Reducing Tee - Pex Barb</b> |                    |                   |        |
| PXCERT030304LF                 | 1/2" x 1/2" x 3/8" | 25                | 150    |
| PXCERT040303LF                 | 3/4" x 1/2" x 1/2" | 25                | 150    |
| PXCERT040304LF                 | 3/4" x 1/2" x 3/4" | 15                | 120    |
| PXCERT040403LF                 | 3/4" x 3/4" x 1/2" | 15                | 120    |
| PXCERT040405LF                 | 3/4" x 3/4" x 1"   | 15                | 60     |
| PXCERT050305LF                 | 1" x 1/2" x 1"     | 25                | 50     |
| PXCERT050404LF                 | 1" x 3/4" x 3/4"   | 15                | 60     |
| PXCERT050405LF                 | 1" x 3/4" x 1"     | 25                | 50     |
| PXCERT050503LF                 | 1" x 1" x 1/2"     | 25                | 50     |
| PXCERT050504LF                 | 1" x 1" x 3/4"     | 25                | 50     |

# F1960 | Lead Free | Cold Expansion Brass Pex Fittings



Male & Female Adapter



Male & Female Sweat Adapter



Plug

|   |             | CARTON QUANTITIES |        |
|---|-------------|-------------------|--------|
| MODEL NUMBER  | SIZE        | INNER             | MASTER |
| <b>Male &amp; Female Adapter - Pex Barb x IP</b>          |             |                   |        |
| <i>MALE ADAPTER - PEX BARB X MIP</i>                      |             |                   |        |
| PXCEMA0303LF  | 1/2" x 1/2" | 25                | 250    |
| PXCEMA0304LF  | 1/2" x 3/4" | 25                | 250    |
| PXCEMA0403LF  | 3/4" x 1/2" | 25                | 300    |
| PXCEMA0404LF  | 3/4" x 3/4" | 25                | 250    |
| PXCEMA0405LF  | 3/4" x 1"   | 15                | 120    |
| PXCEMA0504LF  | 1" x 3/4"   | 25                | 120    |
| PXCEMA0505LF  | 1" x 1"     | 15                | 120    |
| <i>FEMALE ADAPTER - PEX BARB X FIP</i>                    |             |                   |        |
| PXCEFA0303LF  | 1/2" x 1/2" | 25                | 300    |
| PXCEFA0404LF  | 3/4" x 3/4" | 25                | 200    |
| PXCEFA0505LF  | 1" x 1"     | 10                | 100    |
| <b>Male &amp; Female Sweat Adapter - Sweat x Pex Barb</b> |             |                   |        |
| <i>MALE SWEAT ADAPTER</i>                                 |             |                   |        |
| PXCEMAS0303LF   | 1/2" x 1/2" | 50                | 500    |
| PXCEMAS0404LF   | 3/4" x 3/4" | 25                | 200    |
| PXCEMAS0505LF   | 1" x 1"     | 15                | 120    |
| <i>FEMALE SWEAT ADAPTER</i>                               |             |                   |        |
| PXCEFAC0303LF   | 1/2" x 1/2" | 50                | 400    |
| PXCEFAC0304LF   | 1/2" x 3/4" | 50                | 250    |
| PXCEFAC0403LF   | 3/4" x 1/2" | 25                | 300    |
| PXCEFAC0404LF   | 3/4" x 3/4" | 25                | 300    |
| PXCEFAC0505LF   | 1" x 1"     | 15                | 120    |
| <b>Plug - Pex Barb</b>                                    |             |                   |        |
| PXCEPL03LF  | 1/2"        | 100               | 700    |
| PXCEPL04LF  | 3/4"        | 50                | 300    |
| PXCEPL05LF  | 1"          | 25                | 200    |

Cold Expansion Brass Pex Fittings | F1960




# Cast Brass Sweat Adapter Fittings

- Complete Line of Cast Brass
- Primarily Used for Heating Systems as a Transition Applicator FittingsSystems



Cast Brass Reducing Adapter Tee



Cast Iron Union



Cast Brass Adapter Tee - Extra Long



Cast Brass Baseboard Tee

|  |   | CARTON QUANTITIES |        |
|--|---|-------------------|--------|
| MODEL NUMBER                               | SIZE  | INNER             | MASTER |
| <b>Cast Brass Reducing Adapter Tee</b>     |   |                   |        |
| CRTF030304LF                               | 1/2" IP x 1/2" IP x 3/4" C                    | 25                | 200    |
| CRTF0304T03LF                              | 1/2" C x 3/4" FIP x 1/2" C                    | 25                | 200    |
| CRTF0403                                   | 3/4" C x 3/4" C x 1/2" FIP                    | 25                | 200    |
| CRTF0403L                                  | 3/4" C x 3/4" C x 1/2" FIP Long               | 25                | 150    |
| CRTF040303                                 | 3/4" IP x 1/2" IP x 1/2" C                    | 25                | 200    |
| CRTF040304                                 | 3/4" IP x 1/2" IP x 3/4" C                    | 25                | 200    |
| CRTF0403T04                                | 3/4" C x 1/2" FIP x 3/4" C                    | 25                | 200    |
| CRTF0503                                   | 1" C x 1" C x 1/2" FIP                        | 8                 | 80     |
| CRTF0503T05                                | 1" C x 1/2" FIP x 1" C                        | 15                | 120    |
| CRTF0504                                   | 1" C x 1" C x 3/4" FIP                        | 8                 | 80     |
| CRTF0504T05                                | 1" C x 3/4" FIP x 1" C                        | 15                | 120    |
| CRTF0603                                   | 1-1/4" C x 1-1/4" C x 1/2" FIP                | 6                 | 60     |
| CRTF0604                                   | 1-1/4" C x 1-1/4" C x 3/4" FIP                | 6                 | 60     |
| CRTF0703                                   | 1-1/2" C x 1-1/2" C x 1/2" FIP                | 6                 | 60     |
| CRTF0704                                   | 1-1/2" C x 1-1/2" C x 3/4" FIP                | 6                 | 60     |
| <b>Cast Brass Union</b>                    |   |                   |        |
| CUN03M                                     | 1/2" C x 1/2" MIP                             | 25                | 200    |
| CUN04M                                     | 3/4" C x 3/4" MIP                             | 25                | 200    |
| <b>Cast Brass Adapter Tee - Extra Long</b> |   |                   |        |
| CRTFM040304                                | 3/4" MIP x 1/2" FIP<br>x 3/4" C x 4-1/2" Long | 1                 | 1      |
| <b>Cast Brass Baseboard Tee</b>            |   |                   |        |
| BBT03LF                                    | 1/2" C x 1/8" FIP x 1/2" C                    | 25                | 250    |
| BBT04                                      | 3/4" C x 1/8" FIP x 3/4" C                    | 25                | 200    |
| BBT04V                                     | 3/4" C x 1/8" FIP x 3/4" C<br>With Vent Cap   | 25                | 200    |
| BBT05                                      | 1" C x 1/8" FIP x 1" C                        | 25                | 250    |

# Cast Brass Sweat Adapter Fittings

Add LF Suffix For Lead Free Version. Some only available in Lead Free. They will follow LF on the Part #.



Cast Brass Adapter Tee



Cast Brass Adapter Elbow



Cast Brass Adapter



Cast Bronze Drop Ear 90° Elbow

| MODEL NUMBER                          | SIZE                         | CARTON QUANTITIES |        |
|---------------------------------------|------------------------------|-------------------|--------|
|                                       |                              | INNER             | MASTER |
| <b>Cast Brass Adapter Tee</b>         |                              |                   |        |
| CTF0303                               | 1/2" C x 1/2" C x 1/2" FIP   | 25                | 250    |
| CTF03T03                              | 1/2" C x 1/2" FIP x 1/2" C   | 25                | 200    |
| CTF0404                               | 3/4" C x 3/4" C x 3/4" FIP   | 25                | 250    |
| CTF04T04                              | 3/4" C x 3/4" FIP x 3/4" C   | 25                | 200    |
| CTFT04T04LF                           | 3/4" FIP x 3/4" FIP x 3/4" C | 25                | 200    |
| <b>Cast Brass Adapter Elbow</b>       |                              |                   |        |
| CLF0303                               | 1/2" C x 1/2" FIP            | 25                | 250    |
| CLF0403                               | 3/4" C x 1/2" FIP            | 25                | 250    |
| CLF0404                               | 3/4" C x 3/4" FIP            | 25                | 250    |
| CLFM0303                              | 1/2" C x 1/2" MIP            | 25                | 250    |
| CLFM0404                              | 3/4" C x 3/4" MIP            | 25                | 250    |
| CLFM0505LF                            | 1" C x 1" MIP                | 10                | 120    |
| <b>Cast Brass Adapter</b>             |                              |                   |        |
| CFAB0304                              | 1/2" C x 3/4" FIP            | 25                | 250    |
| <b>Cast Bronze Drop Ear 90° Elbow</b> |                              |                   |        |
| DE-0203                               | 3/8" NPT x 1/2" C            | 25                | 250    |
| DE-0303                               | 1/2" NPT x 1/2" C            | 25                | 250    |
| DE-0303C                              | 1/2" C x 1/2" C              | 25                | 250    |
| DE-0304                               | 1/2" NPT x 3/4" C            | 25                | 250    |
| DE-0403                               | 3/4" NPT x 1/2" C            | 25                | 250    |
| DE-0404                               | 3/4" NPT x 3/4" C            | 25                | 250    |
| <b>Lead Free Cast Brass Coupling</b>  |                              |                   |        |
| CCP03VLF                              | 1/2" C With Weep Cap         | 25                | 250    |
| CCP04VLF                              | 3/4" C With Weep Cap         | 25                | 250    |

# Wrot Copper Fittings | WROT SOLDER JOINT

- NSF 61 Compliant
- IAPMO Approved
- Meets ANSI 16
- Materials Specifications to ASTM B88
- Lead Free



90° Elbow  
Copper x Copper  
Close Rough



90° Street Elbow  
Fitting x Copper  
Close Rough



90° Elbow  
Copper x Copper  
Long Turn



90° Street Elbow  
Fitting x Copper  
Long Turn

| CARTON QUANTITIES                                |             |             |       |        |
|--|-------------|-------------|-------|--------|
| MODEL NUMBER                                     | NOM. SIZE   | O.D. SIZE   | INNER | MASTER |
| <b>90° Elbow - Copper x Copper - Close Rough</b> |             |             |       |        |
| CL9000   | 1/8"        | 1/4"        | 25    | 3000   |
| CL9001   | 1/4"        | 3/8"        | 25    | 1200   |
| CL9002   | 3/8"        | 1/2"        | 25    | 1000   |
| CL9003   | 1/2"        | 5/8"        | 100   | 800    |
| CL9058   | 5/8"        | 3/4"        | 25    | 300    |
| CL9004   | 3/4"        | 7/8"        | 25    | 250    |
| CL9005   | 1"          | 1-1/8"      | 10    | 100    |
| CL9006   | 1-1/4"      | 1-3/8"      | 50    | 50     |
| CL9007   | 1-1/2"      | 1-5/8"      | 35    | 35     |
| CL9008   | 2"          | 2-1/8"      | 17    | 17     |
| CL9009   | 2-1/2"      | 2-5/8"      | 8     | 8      |
| CL9010   | 3"          | 3-1/8"      | 13    | 13     |
| CL9011   | 4"          | 4-1/8"      | 6     | 6      |
| CL9013   | 6"          | 6-1/8"      | 1     | 1      |
| <b>REDUCING ELBOW</b>                            |             |             |       |        |
| CLR0403  | 3/4" x 1/2" | 7/8" x 5/8" | 25    | 200    |
| <b>90° Elbow - Copper x Copper - Long Turn</b>   |             |             |       |        |
| CLL9000  | 1/8"        | 1/4"        | 25    | 2000   |
| CLL9001  | 1/4"        | 3/8"        | 25    | 1200   |
| CLL9002  | 3/8"        | 1/2"        | 25    | 75     |
| CLL9003  | 1/2"        | 5/8"        | 25    | 350    |
| CLL9058  | 5/8"        | 3/4"        | 25    | 200    |
| CLL9004  | 3/4"        | 7/8"        | 10    | 120    |
| CLL9005  | 1"          | 1-1/8"      | 10    | 70     |
| CLL9006  | 1-1/4"      | 1-3/8"      | 35    | 35     |
| CLL9007  | 1-1/2"      | 1-5/8"      | 25    | 25     |
| CLL9008  | 2"          | 2-1/8"      | 12    | 12     |

| CARTON QUANTITIES  |           |           |       |        |
|--|-----------|-----------|-------|--------|
| MODEL NUMBER   | NOM. SIZE | O.D. SIZE | INNER | MASTER |
| <b>90° Street Elbow - Fitting x Copper - Close Rough</b> |           |           |       |        |
| CLST9002   | 3/8"      | 1/2"      | 25    | 1000   |
| CLST9003   | 1/2"      | 5/8"      | 25    | 500    |
| CLST9058   | 5/8"      | 3/4"      | 25    | 300    |
| CLST9004   | 3/4"      | 7/8"      | 25    | 200    |
| CLST9005   | 1"        | 1-1/8"    | 10    | 100    |
| CLST9006   | 1-1/4"    | 1-3/8"    | 50    | 50     |
| CLST9007   | 1-1/2"    | 1-5/8"    | 35    | 35     |
| CLST9008   | 2"        | 2-1/8"    | 17    | 17     |
| CLST9010   | 3"        | 3-1/8"    | 13    | 13     |
| CLST9011   | 4"        | 4-1/8"    | 6     | 6      |
| <b>90° Street Elbow - Fitting x Copper - Long Turn</b>   |           |           |       |        |
| CLLST9001  | 1/4"      | 3/8"      | 25    | 1200   |
| CLLST9002  | 3/8"      | 1/2"      | 25    | 750    |
| CLLST9003  | 1/2"      | 5/8"      | 25    | 350    |
| CLLST9058  | 5/8"      | 3/4"      | 25    | 200    |
| CLLST9004  | 3/4"      | 7/8"      | 10    | 120    |
| CLLST9005  | 1"        | 1-1/8"    | 10    | 80     |

# WROT SOLDER JOINT | Wrot Copper Fittings



45° Elbow  
Copper x Copper  
Close Rough



45° Street Elbow  
Fitting x Copper  
Close Rough



Street Male Adapter  
Fitting & Male



Street Female Adapter  
Fitting & Female



Male Adapter  
Copper & Male




Female Adapter  
Copper & Female

| CARTON QUANTITIES  |           |           |       |        |
|--|-----------|-----------|-------|--------|
| MODEL NUMBER   | NOM. SIZE | O.D. SIZE | INNER | MASTER |
| <b>45° Elbow - Copper x Copper - Close Rough</b>         |           |           |       |        |
| CL4501   | 1/4"      | 3/8"      | 25    | 2000   |
| CL4502   | 3/8"      | 1/2"      | 25    | 800    |
| CL4503   | 1/2"      | 5/8"      | 25    | 500    |
| CL4558   | 5/8"      | 3/4"      | 25    | 200    |
| CL4504   | 3/4"      | 7/8"      | 25    | 200    |
| CL4505   | 1"        | 1-1/8"    | 10    | 100    |
| CL4506   | 1-1/4"    | 1-3/8"    | 60    | 60     |
| CL4507   | 1-1/2"    | 1-5/8"    | 40    | 40     |
| CL4508   | 2"        | 2-1/8"    | 18    | 18     |
| <b>45° Street Elbow - Fitting x Copper - Close Rough</b> |           |           |       |        |
| CLST4503   | 1/2"      | 5/8"      | 25    | 500    |
| CLST4558   | 5/8"      | 3/4"      | 25    | 300    |
| CLST4504   | 3/4"      | 7/8"      | 25    | 200    |
| CLST4505   | 1"        | 1-1/8"    | 10    | 100    |
| CLST4506   | 1-1/4"    | 1-3/8"    | 60    | 60     |
| CLST4507   | 1-1/2"    | 1-5/8"    | 40    | 40     |
| CLST4508   | 2"        | 2-1/8"    | 18    | 18     |

| CARTON QUANTITIES                               |             |                 |       |        |
|---|-------------|-----------------|-------|--------|
| MODEL NUMBER                                    | NOM. SIZE   | O.D. SIZE       | INNER | MASTER |
| <b>Cast Brass Union</b>                         |             |                 |       |        |
| CMAST03   | 1/2"        | 5/8" x 1/2"     | 25    | 500    |
| CMAST04   | 3/4"        | 7/8" x 3/4"     | 25    | 250    |
| CMAST05   | 1"          | 1-1/8" x 1"     | 10    | 130    |
| CMAST06   | 1-1/4"      | 1-3/8" x 1-1/4" | 80    | 80     |
| CMAST07   | 1-1/2"      | 1-5/8" x 1-1/2" | 50    | 50     |
| CMAST08   | 2"          | 2-1/8" x 2"     | 38    | 38     |
| <b>Street Female Adapter - Fitting x Female</b> |             |                 |       |        |
| CFAST03   | 1/2"        | 5/8" x 1/2"     | 25    | 500    |
| CFAST04   | 3/4"        | 7/8" x 3/4"     | 25    | 250    |
| CFAST08   | 2"          | 2-1/8" x 2"     | 5     | 40     |
| <b>Male Adapter - Copper x Male</b>             |             |                 |       |        |
| CMA02   | 3/8"        | 1/2" x 3/8"     | 25    | 1000   |
| CMA03   | 1/2"        | 5/8" x 1/2"     | 25    | 600    |
| CMA0302   | 1/2" x 3/8" | 5/8" x 3/8"     | 25    | 800    |
| CMA0304   | 1/2" x 3/4" | 5/8" x 3/4"     | 25    | 250    |
| CMA04   | 3/4"        | 7/8" x 3/4"     | 25    | 250    |
| CMA0403   | 3/4" x 1/2" | 7/8" x 1/2"     | 25    | 250    |
| CMA0405   | 3/4" x 1"   | 7/8" x 1"       | 10    | 150    |
| CMA05   | 1"          | 1-1/8" x 1"     | 10    | 150    |
| CMA0503   | 1" x 1/2"   | 1-1/8" x 1-1/2" | 10    | 180    |
| CMA0504   | 1" x 3/4"   | 1-1/8" x 3/4"   | 10    | 150    |
| CMA06   | 1-1/4"      | 1-3/8" x 1-1/4" | 110   | 110    |
| CMA07   | 1-1/2"      | 1-5/8" x 1-1/2" | 65    | 65     |
| CMA08   | 2"          | 2-1/8" x 2"     | 38    | 38     |
| CMA09   | 2-1/2"      | 2-5/8" x 2-1/2" | 48    | 48     |
| CMA10   | 3"          | 3-1/8" x 3"     | 36    | 36     |
| CMA11   | 4"          | 4-1/8" x 4"     | 12    | 12     |
| <b>Female Adapter - Copper x Female</b>         |             |                 |       |        |
| CFA02   | 3/8"        | 1/2" x 3/8"     | 25    | 800    |
| CFA03   | 1/2"        | 5/8" x 1/2"     | 25    | 450    |
| CFA0302   | 1/2" x 3/8" | 5/8" x 3/8"     | 25    | 800    |
| CFA0304   | 1/2" x 3/4" | 5/8" x 3/4"     | 25    | 300    |
| CFA04   | 3/4"        | 7/8" x 3/4"     | 25    | 200    |
| CFA0403   | 3/4" x 1/2" | 7/8" x 1/2"     | 25    | 300    |
| CFA0405   | 3/4" x 1"   | 7/8" x 1"       | 10    | 140    |
| CFA05   | 1"          | 1-1/8" x 1"     | 10    | 140    |
| CFA0503   | 1" x 1/2"   | 1-1/8" x 1/2"   | 10    | 100    |
| CFA0504   | 1" x 3/4"   | 1-1/8" x 3/4"   | 10    | 150    |
| CFA06   | 1-1/4"      | 1-3/8" x 1-1/4" | 10    | 100    |
| CFA07   | 1-1/2"      | 1-5/8" x 1-1/2" | 10    | 100    |
| CFA08   | 2"          | 2-1/8" x 2"     | 5     | 50     |

# Wrot Copper Fittings | WROT SOLDER JOINT

- NSF 61 Compliant
- IAPMO Approved
- Meets ANSI 16
- Materials Specifications to ASTM B88
- Lead Free



| CARTON QUANTITIES                                  |                 |                 |       |        |
|--|-----------------|-----------------|-------|--------|
| MODEL NUMBER                                       | NOM. SIZE       | O.D. SIZE       | INNER | MASTER |
| <b>Coupling with Rolled Stop - Copper x Copper</b> |                 |                 |       |        |
| CCP01  | 1/4"            | 3/8"            | 25    | 2000   |
| CCP02  | 3/8"            | 1/2"            | 25    | 1200   |
| CCP03  | 1/2"            | 5/8"            | 25    | 800    |
| CCP58  | 5/8"            | 3/4"            | 25    | 400    |
| CCP04  | 3/4"            | 7/8"            | 25    | 300    |
| CCP05  | 1"              | 1-1/8"          | 10    | 150    |
| CCP06  | 1-1/4"          | 1-3/8"          | 100   | 100    |
| CCP07  | 1-1/2"          | 1-5/8"          | 60    | 60     |
| CCP08  | 2"              | 2-1/8"          | 40    | 40     |
| CCP11  | 4"              | 4-1/8"          | 5     | 5      |
| <b>90° Elbow - Copper x Copper - Long Turn</b>     |                 |                 |       |        |
| CCPR0100   | 1/4" x 1/8"     | 3/8" x 1/4"     | 25    | 2000   |
| CCPR0201   | 3/8" x 1/4"     | 1/2" x 3/8"     | 25    | 800    |
| CCPR0301   | 1/2" x 1/4"     | 5/8" x 3/8"     | 25    | 800    |
| CCPR0302   | 1/2" x 3/8"     | 5/8" x 1/2"     | 25    | 800    |
| CCPR5802   | 5/8" x 3/8"     | 3/4" x 1/2"     | 25    | 500    |
| CCPR5803   | 5/8" x 1/2"     | 3/4" x 5/8"     | 25    | 600    |
| CCPR0403   | 3/4" x 1/2"     | 7/8" x 5/8"     | 25    | 350    |
| CCPR0458   | 3/4" x 5/8"     | 7/8" x 3/4"     | 25    | 400    |
| CCPR0502   | 1" x 3/8"       | 1-1/8" x 1/2"   | 10    | 180    |
| CCPR0503   | 1" x 1/2"       | 1-1/8" x 5/8"   | 10    | 200    |
| CCPR0504   | 1" x 3/4"       | 1-1/8" x 7/8"   | 10    | 160    |
| CCPR0603   | 1-1/4" x 1/2"   | 1-3/8" x 5/8"   | 100   | 100    |
| CCPR0604   | 1-1/4" x 3/4"   | 1-3/8" x 7/8"   | 100   | 100    |
| CCPR0605   | 1-1/4" x 1"     | 1-3/8" x 1-1/8" | 100   | 100    |
| CCPR0703   | 1-1/2" x 1/2"   | 1-5/8" x 5/8"   | 100   | 100    |
| CCPR0704   | 1-1/2" x 3/4"   | 1-5/8" x 7/8"   | 100   | 100    |
| CCPR0705   | 1-1/2" x 1"     | 1-5/8" x 1-1/8" | 100   | 100    |
| CCPR0706   | 1-1/2" x 1-1/4" | 1-5/8" x 1-3/8" | 100   | 100    |
| CCPR0803   | 2" x 1/2"       | 2-1/8" x 5/8"   | 50    | 50     |
| CCPR0804   | 2" x 3/4"       | 2-1/8" x 7/8"   | 50    | 50     |
| CCPR0805   | 2" x 1"         | 2-1/8" x 1-1/8" | 50    | 50     |
| CCPR0806   | 2" x 1-1/4"     | 2-1/8" x 1-3/8" | 50    | 50     |
| CCPR0807   | 2" x 1-1/2"     | 2-1/8" x 1-5/8" | 50    | 50     |
| CCPR1008   | 3" x 2"         | 3-1/8" x 2-1/8" | 20    | 20     |
| CCPR1009   | 3" x 2-1/2"     | 3-1/8" x 2-5/8" | 15    | 15     |

| CARTON QUANTITIES                           |                 |                 |       |        |
|---|-----------------|-----------------|-------|--------|
| MODEL NUMBER                                | NOM. SIZE       | O.D. SIZE       | INNER | MASTER |
| <b>Coupling Less Stop - Copper x Copper</b> |                 |                 |       |        |
| CCPS01                                      | 1/4"            | 3/8"            | 25    | 2000   |
| CCPS03                                      | 1/2"            | 5/8"            | 25    | 800    |
| CCPS04                                      | 3/4"            | 7/8"            | 25    | 300    |
| CCPS58                                      | 5/8"            | 3/4"            | 25    | 400    |
| CCPS05                                      | 1"              | 1-1/8"          | 10    | 150    |
| CCPS06                                      | 1-1/4"          | 1-3/8"          | 100   | 100    |
| CCPS07                                      | 1-1/2"          | 1-5/8"          | 60    | 60     |
| CCPS08                                      | 2"              | 2-1/8"          | 40    | 40     |
| <b>Fitting Coupling - Fitting x Copper</b>  |                 |                 |       |        |
| CBU0100                                     | 1/4" x 1/8"     | 3/8" x 1/4"     | 25    | 3300   |
| CBU0200                                     | 3/8" x 1/8"     | 1/2" x 1/4"     | 25    | 800    |
| CBU0201                                     | 3/8" x 1/4"     | 1/2" x 3/8"     | 25    | 1200   |
| CBU0301                                     | 1/2" x 1/4"     | 5/8" x 3/8"     | 25    | 1000   |
| CBU0302                                     | 1/2" x 3/8"     | 5/8" x 1/2"     | 25    | 1000   |
| CBU0403                                     | 3/4" x 1/2"     | 7/8" x 5/8"     | 25    | 400    |
| CBU0458                                     | 3/4" x 5/8"     | 7/8" x 3/4"     | 25    | 400    |
| CBU0502                                     | 1" x 3/8"       | 1-1/8" x 1/2"   | 10    | 200    |
| CBU0503                                     | 1" x 1/2"       | 1-1/8" x 5/8"   | 10    | 200    |
| CBU0504                                     | 1" x 3/4"       | 1-1/8" x 7/8"   | 10    | 160    |
| CBU0558                                     | 1" x 5/8"       | 1-1/8" x 3/4"   | 10    | 400    |
| CBU0603                                     | 1-1/4" x 1/2"   | 1-3/8" x 5/8"   | 100   | 100    |
| CBU0604                                     | 1-1/4" x 3/4"   | 1-3/8" x 7/8"   | 100   | 100    |
| CBU0605                                     | 1-1/4" x 1"     | 1-3/8" x 1-1/8" | 100   | 100    |
| CBU0703                                     | 1-1/2" x 1/2"   | 1-5/8" x 5/8"   | 100   | 100    |
| CBU0704                                     | 1-1/2" x 3/4"   | 1-5/8" x 7/8"   | 100   | 100    |
| CBU0705                                     | 1-1/2" x 1"     | 1-5/8" x 1-1/8" | 100   | 100    |
| CBU0706                                     | 1-1/2" x 1-1/4" | 1-5/8" x 1-3/8" | 100   | 100    |
| CBU0803                                     | 2" x 1/2"       | 2-1/8" x 5/8"   | 50    | 50     |
| CBU0804                                     | 2" x 3/4"       | 2-1/8" x 7/8"   | 50    | 50     |
| CBU0805                                     | 2" x 1"         | 2-1/8" x 1-1/8" | 50    | 50     |
| CBU0806                                     | 2" x 1-1/4"     | 2-1/8" x 1-3/8" | 50    | 50     |
| CBU0807                                     | 2" x 1-1/2"     | 2-1/8" x 1-5/8" | 50    | 50     |



# WROT SOLDER JOINT | Wrot Copper Fittings



Tee  
Copper x Copper x Copper



Reducing Tee  
Copper x Copper x Copper



Union  
Copper x Copper



Tube Strap - Copper x Copper



Cap



Wire Brush

| CARTON QUANTITIES                              |                    |                      |       |        |
|--|--------------------|----------------------|-------|--------|
| MODEL NUMBER                                   | NOM. SIZE          | O.D. SIZE            | INNER | MASTER |
| <b>Tee - Copper x Copper x Copper</b>          |                    |                      |       |        |
| CT00   | 1/8"               | 1/4"                 | 25    | 2000   |
| CT01   | 1/4"               | 3/8"                 | 25    | 1300   |
| CT02   | 3/8"               | 1/2"                 | 25    | 600    |
| CT03   | 1/2"               | 5/8"                 | 50    | 500    |
| CT58   | 5/8"               | 3/4"                 | 25    | 200    |
| CT04   | 3/4"               | 7/8"                 | 20    | 160    |
| CT05   | 1"                 | 1-1/8"               | 10    | 60     |
| CT06   | 1-1/4"             | 1-3/8"               | 35    | 35     |
| CT07   | 1-1/2"             | 1-5/8"               | 20    | 20     |
| CT08   | 2"                 | 2-1/8"               | 10    | 10     |
| CT10   | 3"                 | 2-7/8"               | 10    | 10     |
| CT11   | 4"                 | 3-7/8"               | 5     | 5      |
| <b>Reducing Tee - Copper x Copper x Copper</b> |                    |                      |       |        |
| CRT0302  | 1/2" x 3/8"        | 5/8" x 1/2"          | 25    | 400    |
| CRT0304  | 1/2" x 1/2" x 3/4" | 5/8" x 5/8" x 7/8"   | 10    | 180    |
| CRT0403  | 3/4" x 1/2"        | 7/8" x 5/8"          | 10    | 170    |
| CRT040303                                      | 3/4" x 1/2" x 1/2" | 7/8" x 5/8" x 5/8"   | 10    | 180    |
| CRT040304                                      | 3/4" x 1/2" x 3/4" | 7/8" x 5/8" x 7/8"   | 10    | 120    |
| CRT0405  | 3/4" x 3/4" x 1"   | 7/8" x 7/8" x 1-1/8" | 10    | 80     |
| CRT0503  | 1" x 1/2"          | 1-1/8" x 5/8"        | 10    | 100    |
| CRT0504  | 1" x 3/4"          | 1-1/8" x 7/8"        | 10    | 60     |
| CRT050404                                      | 1" x 3/4" x 3/4"   | 1-1/8" x 7/8" x 7/8" | 10    | 60     |
| CRT0603  | 1-1/4" x 1/2"      | 1-3/8" x 5/8"        | 50    | 50     |
| CRT0604  | 1-1/4" x 3/4"      | 1-3/8" x 7/8"        | 50    | 50     |
| CRT0605  | 1-1/4" x 1"        | 1-3/8" x 1-1/8"      | 40    | 40     |
| CRT0703  | 1-1/2" x 1/2"      | 1-5/8" x 5/8"        | 40    | 40     |
| CRT0704  | 1-1/2" x 3/4"      | 1-5/8" x 7/8"        | 35    | 35     |
| CRT0705  | 1-1/2" x 1"        | 1-5/8" x 1-1/8"      | 35    | 35     |
| CRT0706  | 1-1/2" x 1-1/4"    | 1-5/8" x 1-3/8"      | 25    | 25     |
| CRT0803  | 2" x 1/2"          | 2-1/8" x 5/8"        | 20    | 20     |
| CRT0804  | 2" x 3/4"          | 2-1/8" x 7/8"        | 20    | 20     |
| CRT0805  | 2" x 1"            | 2-1/8" x 1-1/8"      | 18    | 18     |
| CRT0806  | 2" x 1-1/4"        | 2-1/8" x 1-3/8"      | 15    | 15     |
| CRT0807  | 2" x 1-1/2"        | 2-1/8" x 1-5/8"      | 10    | 10     |

| CARTON QUANTITIES                   |           |           |       |        |
|-------------------------------------|-----------|-----------|-------|--------|
| MODEL NUMBER                        | NOM. SIZE | O.D. SIZE | INNER | MASTER |
| <b>Cap</b>                          |           |           |       |        |
| CCA00                               | 1/8"      | 1/4"      | 25    | 3300   |
| CCA02                               | 3/8"      | 1/2"      | 25    | 3300   |
| CCA03                               | 1/2"      | 5/8"      | 25    | 1400   |
| CCA04                               | 3/4"      | 7/8"      | 25    | 500    |
| CCA05                               | 1"        | 1-1/8"    | 10    | 300    |
| CCA06                               | 1-1/4"    | 1-3/8"    | 200   | 200    |
| CCA07                               | 1-1/2"    | 1-5/8"    | 140   | 140    |
| CCA08                               | 2"        | 2-1/8"    | 60    | 60     |
| <b>Union - Copper &amp; Copper</b>  |           |           |       |        |
| <b>LEAD FREE BRASS SEAT</b>         |           |           |       |        |
| CUN02                               | 3/8"      | 1/2"      | 25    | 500    |
| CUN03                               | 1/2"      | 5/8"      | 25    | 250    |
| CUN58                               | 5/8"      | 3/4"      | 25    | 250    |
| CUN04                               | 3/4"      | 7/8"      | 25    | 100    |
| CUN05                               | 1"        | 1-1/8"    | 10    | 50     |
| CUN06                               | 1-1/4"    | 1-3/8"    | 30    | 30     |
| CUN07                               | 1-1/2"    | 1-5/8"    | 25    | 30     |
| CUN08                               | 2"        | 2-1/8"    | 25    | 25     |
| <b>Tube Strap - Copper x Copper</b> |           |           |       |        |
| CSTR03                              | 1/2"      | 5/8"      | 25    | 1000   |
| CSTR04                              | 3/4"      | 7/8"      | 25    | 600    |
| CSTR05                              | 1"        | 1-1/8"    | 25    | 500    |
| <b>Wire Brush</b>                   |           |           |       |        |
| CFB03                               | 1/2"      | 24        | 288   |        |
| CFB04                               | 3/4"      | 24        | 288   |        |
| CFB05                               | 1"        | 24        | 288   |        |
| CFB06                               | 1-1/4"    | 24        | 288   |        |
| CFB07                               | 1-1/2"    | 24        | 288   |        |
| CFB08                               | 2"        | 24        | 288   |        |

# Flexible Rubber Couplings / No Hub Couplings

- Stainless Steel Bands
- Durable Rubber for All Schedule 40 Pipe Applications
- UPC Approved
- Stocked in Sizes 1 - 1/4" - 6" Both Regular & Reducing



*Flexible Rubber Coupling  
Elastomeric PVC*



*Flexible Rubber  
Trap & Drain Coupling*



*Flexible Rubber End Cap  
Elastomeric PVC*



*No Hub Coupling  
Standard Duty*



*No Hub Coupling  
Heavy Duty*



*No Hub 60lbs Torque  
Wrench*

| MODEL NUMBER                                      | SIZE            | CARTON QUANTITIES |        |
|---|-----------------|-------------------|--------|
|   |                 | INNER             | MASTER |
| <b>Flexible Rubber Coupling - Elastomeric PVC</b> |                 |                   |        |
| 4560606   | 1-1/4"          | 1                 | 100    |
| 4560706   | 1-1/2" x 1-1/4" | 1                 | 100    |
| 4560707   | 1-1/2"          | 1                 | 100    |
| 4560807   | 2" x 1-1/2"     | 1                 | 100    |
| 4560808   | 2"              | 1                 | 100    |
| 4561007   | 3" x 1-1/2"     | 1                 | 80     |
| 4561008   | 3" x 2"         | 1                 | 80     |
| 4561010   | 3"              | 1                 | 80     |
| 4561107   | 4" x 1-1/2"     | 1                 | 60     |
| 4561108   | 4" x 2"         | 1                 | 60     |
| 4561110   | 4" x 3"         | 1                 | 60     |
| 4561111   | 4"              | 1                 | 60     |
| 4561212   | 5"              | 1                 | 30     |
| 4561311   | 6" x 4"         | 1                 | 20     |
| 4561313   | 6"              | 1                 | 20     |
| <b>Flexible Rubber Trap &amp; Drain Coupling</b>  |                 |                   |        |
| 4560706TD   | 1-1/2" x 1-1/4" | 1                 | 100    |
| 4560807TD   | 2" x 1-1/2"     | 1                 | 100    |
| <b>Flexible Rubber End Cap - Elastomeric PVC</b>  |                 |                   |        |
| 456007C   | 1-1/2"          | 1                 | 100    |
| 456008C   | 2"              | 1                 | 100    |
| 456010C   | 3"              | 1                 | 100    |
| 456011C   | 4"              | 1                 | 100    |

| MODEL NUMBER                                     | SIZE        | CARTON QUANTITIES |        |
|--|-------------|-------------------|--------|
|  |             | INNER             | MASTER |
| <b>No Hub Coupling - Standard Duty</b>           |             |                   |        |
| 452007   | 1-1/2"      | 1                 | 100    |
| 452008   | 2"          | 1                 | 100    |
| 452010   | 3"          | 1                 | 100    |
| 452011   | 4"          | 1                 | 100    |
| 452012   | 5"          | 1                 | 20     |
| 452013   | 6"          | 1                 | 25     |
| 452014   | 8"          | 1                 | 15     |
| 452015   | 10"         | 1                 | 12     |
| 452016   | 12"         | 1                 | 10     |
| 452087   | 2" x 1-1/2" | 1                 | 100    |
| 452108   | 3" x 2"     | 1                 | 100    |
| 4521108  | 4" x 2"     | 1                 | 50     |
| 4521110  | 4" x 3"     | 1                 | 50     |
| <b>No Hub Coupling - Heavy Duty</b>              |             |                   |        |
| 452007H  | 1-1/2"      | 1                 | 75     |
| 452008H  | 2"          | 1                 | 75     |
| 452010H  | 3"          | 1                 | 48     |
| 452011H  | 4"          | 1                 | 48     |
| 452012H  | 5"          | 1                 | 15     |
| 452013H  | 6"          | 1                 | 15     |
| 452014H  | 8"          | 1                 | 15     |
| 452015H  | 10"         | 1                 | 10     |
| 452016H  | 12"         | 1                 | 10     |
| <b>Flexible Rubber End Cap - Elastomeric PVC</b> |             |                   |        |
| 452TW  |             | 100               | 100    |

Flexible Rubber & No Hub Couplings

# Flexible Groove Couplings

- Painted and Galvanized
- Durable Iron Body ASTM A536
  - UL/FM Approved
  - EPDM Gaskets
    - 300 PSI



Flexible Groove Coupling  
Painted



Flexible Groove Coupling  
Galvanized

| MODEL NUMBER                              | SIZE   | CARTON QUANTITIES |        |
|---|--------|-------------------|--------|
|   |        | INNER             | MASTER |
| <b>Flexible Groove Coupling - Painted</b> |        |                   |        |
| GCPFP05                                   | 1"     | 50                | 50     |
| GCPFP06                                   | 1-1/4" | 40                | 40     |
| GCPFP07                                   | 1-1/2" | 40                | 40     |
| GCPFP08                                   | 2"     | 25                | 25     |
| GCPFP09                                   | 2-1/2" | 20                | 20     |
| GCPFP10                                   | 3"     | 35                | 35     |
| GCPFP11                                   | 4"     | 25                | 25     |
| GCPFP13                                   | 6"     | 12                | 12     |
| GCPFP14                                   | 8"     | 6                 | 6      |
| GCPFP15                                   | 10"    | 2                 | 2      |
| GCPFP16                                   | 12"    | 3                 | 3      |

| MODEL NUMBER                                 | SIZE   | CARTON QUANTITIES |        |
|--|--------|-------------------|--------|
|  |        | INNER             | MASTER |
| <b>Flexible Groove Coupling - Galvanized</b> |        |                   |        |
| GCPFG05                                      | 1"     | 50                | 50     |
| GCPFG06                                      | 1-1/4" | 40                | 40     |
| GCPFG07                                      | 1-1/2" | 40                | 40     |
| GCPFG08                                      | 2"     | 25                | 25     |
| GCPFG09                                      | 2-1/2" | 20                | 20     |
| GCPFG10                                      | 3"     | 35                | 35     |
| GCPFG11                                      | 4"     | 25                | 25     |
| GCPFG13                                      | 6"     | 12                | 12     |
| GCPFG14                                      | 8"     | 6                 | 6      |
| GCPFG15                                      | 10"    | 2                 | 2      |
| GCPFG16                                      | 12"    | 3                 | 3      |

# Stainless Steel Shielded Transition Couplings

- For Use With Dissimilar DWV Pipe & Fittings
- Installation Torque: 60" lbs
- Maximum Test Pressure: 4.3 PSI
- Maximum Operating Temp.: 180°F
- Product Conforms with: ASTM C1460, ASTM C564, CSA B602, UPC, & cUPC
- Clamps Joined With Rivets



| MODEL NUMBER  | SIZE                                       | CARTON QUANTITIES |        |
|---|--|-------------------|--------|
|   |  | INNER             | MASTER |
| <b>Cast Iron to Plastic, Steel or Extra-Heavy Cast Iron</b> |  |                   |        |
| 457070CP  | 1-1/2" CI/PL/ST to 1-1/2" CI/PL/ST         | 1                 | 100    |
| 4570807CP   | 2" CI/PL/ST to 1-1/2" CI/PL/ST             | 1                 | 100    |
| 4570808CP   | 2" CI/PL/ST to 2" CI/PL/ST                 | 1                 | 100    |
| 4571010CP   | 3" CI to 3" PL/ST/XHCI                     | 1                 | 100    |
| 4571110CP   | 4" CI to 3" PL/ST/XHCI                     | 1                 | 100    |
| 4571111CP   | 4" CI to 4" PL/ST/XHCI                     | 1                 | 100    |
| 4571212CP   | 5" CI to 5" PL/ST/XHCI                     | 1                 | 30     |
| 4571313CP   | 6" CI to 6" PL/ST/XHCI                     | 1                 | 30     |
| 4571414CP   | 8" CI to 8" PL/ST/XHCI                     | 1                 | 20     |
| <b>Cast Iron, Plastic or Steel to Copper</b>                |  |                   |        |
| 4570705CK   | 1-1/2" CI/PL/ST to 1" CTS or 3/4" PL       | 1                 | 100    |
| 4570706CK   | 1-1/2" CI/PL/ST to 1-1/4" CTS or 1" PL     | 1                 | 100    |
| 4570707CK   | 1-1/2" CI/PL/ST to 1-1/2" CTS or 1-1/4" PL | 1                 | 100    |
| 4570806CK   | 2" CI/PL/ST to 1-1/4" CTS or 1" PL         | 1                 | 100    |
| 4570807CK   | 2" CI/PL/ST to 2" CTS                      | 1                 | 100    |
| 4570808CK   | 2" CI/PL/ST to 2" CTS                      | 1                 | 100    |
| 4571007CK   | 3" CI to 1-1/2" CTS or 1-1/4" PL           | 1                 | 100    |
| 4571008CK   | 3" CI to 2" CTS                            | 1                 | 100    |
| 4571010CK   | 3" CI to 3" CTS                            | 1                 | 100    |
| 4571110CK   | 4" CI to 3" CTS                            | 1                 | 100    |
| 4571111CK   | 4" CI to 4" CTS                            | 1                 | 100    |
| <b>Cast Iron, Plastic or Steel to Tubular</b>               |  |                   |        |
| 4570707T  | 1-1/2" CI/PL/ST to 1-1/2" TUBULAR          | 1                 | 100    |
| 4570707TT   | 1-1/2" TUBULAR to 1-1/2" TUBULAR           | 1                 | 100    |
| 4570807T  | 2" CI/PL/ST to 1-1/2" TUBULAR              | 1                 | 100    |



Cast Iron to Plastic, Steel or Extra-Heavy Cast



Cast Iron, Plastic or Steel to Copper



Cast Iron, Plastic or Steel to Tubular

# Stainless Steel Shielded Transition Couplings



Copper to Copper



Cast Iron to Cast Iron, Plastic or Steel



Plastic, Steel or Extra-Heavy Cast Iron to Copper

| MODEL NUMBER  | SIZE                                  | CARTON QUANTITIES |        |
|---|---------------------------------------|-------------------|--------|
|   |                                       | INNER             | MASTER |
| <b>Copper to Copper</b>   |                                       |                   |        |
| 4570707K  | 1-1/2" CTS to 1-1/2" CTS or 1-1/4" PL | 1                 | 100    |
| 4570807K  | 2" CTS to 1-1/2" CTS or 1-1/4" PL     | 1                 | 100    |
| 4570808K  | 2" CTS to 2" CTS                      | 1                 | 100    |
| 4571010K  | 3" CTS to 3" CTS                      | 1                 | 100    |
| <b>Cast Iron to Cast Iron, Plastic or Steel</b>                               |                                       |                   |        |
| 4571008C  | 3" CI to 2" CI/PL/ST                  | 1                 | 100    |
| 4571108C  | 4" CI to 2" CI/PL/ST                  | 1                 | 100    |
| 4571110C  | 4" CI to 3" CI                        | 1                 | 100    |
| 4571211C  | 5" CI to 4" CI                        | 1                 | 30     |
| <b>Plastic, Steel or Extra-Heavy Cast Iron to Plastic, Steel or XHCI</b>      |                                       |                   |        |
| 4571010P  | 3" PL/ST/XHCI to 3" PL/ST/XHCI        | 1                 | 100    |
| 4571110P  | 4" PL/ST/XHCI to 3" PL/ST/XHCI        | 1                 | 100    |
| 4571111P  | 4" PL/ST/XHCI to 4" PL/ST/XHCI        | 1                 | 100    |
| 4571313P  | 6" PL/ST/XHCI to 6" PL/ST/XHCI        | 1                 | 30     |
| <b>Copper to Cast Iron, Plastic or Steel</b>                                  |                                       |                   |        |
| 4570807KC   | 2" CTS to 1-1/2" CI/PL/ST             | 1                 | 100    |
| 4571008KC   | 3" CTS to 2" CI/PL/ST                 | 1                 | 100    |
| 4571110KC   | 4" CTS to 3" CI                       | 1                 | 100    |
| <b>Plastic, Steel or Extra-Heavy Cast Iron to Copper</b>                      |                                       |                   |        |
| 4571008PK   | 3" PL/ST/XHCI to 2" CTS               | 1                 | 100    |
| 4571010PK   | 3" PL/ST/XHCI to 3" CTS               | 1                 | 100    |
| 4571110PK   | 4" PL/ST/XHCI to 3" CTS               | 1                 | 100    |
| 4571111PK   | 4" PL/ST/XHCI to 4" CTS               | 1                 | 100    |
| <b>Plastic, Steel or Extra-Heavy Cast Iron to Cast Iron, Plastic or Steel</b> |                                       |                   |        |
| 4571008PC   | 3" PL/ST/XHCI to 2" CI/PL/ST          | 1                 | 100    |
| <b>Thinwall Plastic to Sch. 40 Plastic</b>                                    |                                       |                   |        |
| 4571010TWP  | 3" TWP to 3" SCH 40 PL                | 1                 | 100    |
| 4571111TWP  | 4" TWP to 4" SCH 40 PL                | 1                 | 100    |
| <b>Copper to Tubular</b>  |                                       |                   |        |
| 4570707KT   | 1-1/2" CTS to 1-1/2" TUBULAR          | 1                 | 100    |
| 4570807KT   | 2" CTS to 1-1/2" TUBULAR              | 1                 | 100    |

Stainless Steel Shielded Transition Couplings



# Dielectric Unions | Lead Free

- Used to Properly Connect Dissimilar Metal Piping
- Prevents the Deterioration of the Pipe Connections and Stray Induced Electrical Currents
- Meets ASTM F-492-95
- Temperature Rated 110 °C/230 °F



Female - FIP x Sweat



Female - FIP x BPT



Male - FIP x BPT







Flanged Unions

## CARTON QUANTITIES

| MODEL NUMBER  | SIZE            | INNER | MASTER |
|---|-----------------|-------|--------|
| <b>Female - FIP x Sweat</b>                             |                 |       |        |
| <i>FEMALE IRON PIPE x SWEAT</i>                         |                 |       |        |
| DUN-0509LF  | 1/2" x 1/2"     | 10    | 100    |
| DUN-0759LF  | 3/4" x 3/4"     | 10    | 80     |
| DUN-7559LF  | 3/4" x 1/2"     | 10    | 80     |
| DUN-1009LF  | 1" x 1"         | 10    | 50     |
| DUN-1259LF  | 1-1/4" x 1-1/4" | 5     | 40     |
| DUN-1509LF  | 1-1/2" x 1-1/2" | 4     | 24     |
| DUN-2009LF  | 2" x 2"         | 2     | 18     |
| <b>Female - FIP x BPT</b>                               |                 |       |        |
| <i>FEMALE IRON PIPE x BRASS PIPE THREAD</i>             |                 |       |        |
| DUN-EA03LF  | 1/2"            | 10    | 100    |
| DUN-EA04LF  | 3/4"            | 10    | 80     |
| DUN-EA05LF  | 1"              | 10    | 50     |
| DUN-EA06LF  | 1-1/4"          | 5     | 40     |
| DUN-EA07LF  | 1-1/2"          | 4     | 24     |
| DUN-EA08LF  | 2"              | 2     | 18     |
| <b>Male - FIP x Sweat</b>                               |                 |       |        |
| <i>FEMALE IRON PIPE x BRASS PIPE THREAD</i>             |                 |       |        |
| DUN-0509MLF   | 1/2" x 1/2"     | 10    | 100    |
| DUN-759MLF  | 3/4" x 3/4"     | 10    | 80     |
| <b>Flanged Unions</b>                                   |                 |       |        |
| <i>IPT x SWEAT (Iron Pipe Thread x Sweat)</i>           |                 |       |        |
| DUN-0909LF  | 2-1/2" x 2-1/2" | 1     | 4      |
| DUN-1010LF  | 3" x 3"         | 1     | 4      |
| DUN-1111LF  | 4" x 4"         | 1     | 6      |
| <i>IPT x BPT (Iron Pipe Thread x Brass Pipe Thread)</i> |                 |       |        |
| DUNGA09LF   | 2-1/2" x 2-1/2" | 1     | 4      |
| DUNGA10LF   | 3" x 3"         | 1     | 4      |
| DUNGA11LF   | 4" x 4"         | 1     | 2      |

|   |            |   |               | CARTON QUANTITIES |        |
|---|------------|---|---------------|-------------------|--------|
|   |            | MODEL NUMBER  | SIZE          | INNER             | MASTER |
|    | <b>NT</b>  | <b>Radiator Valve Nut &amp; Tailpiece - Brass</b>     |               |                   |        |
|   |            | NT-100  | 1"            | 10                | 100    |
|   |            | NT-125  | 1-1/4"        | 10                | 100    |
|    | <b>ENT</b> | <b>Union Elbow - with Nut &amp; Tailpiece - Brass</b> |               |                   |        |
|   |            | <i>FIP X MIP</i>                                      |               |                   |        |
|   |            | ENT-050   | 1/2"          | 1                 | 100    |
|   |            | ENT-075   | 3/4"          | 1                 | 100    |
|   |            | ENT-100   | 1"            | 10                | 50     |
|   |            | ENT-125   | 1 - 1/4"      | 5                 | 50     |
|   |            | <i>SWEAT X MIP</i>                                    |               |                   |        |
|   | ENT-050C   | 1/2"  | 10            | 100               |        |
|   | ENT-075C   | 3/4"  | 10            | 100               |        |
|  | <b>BTP</b> | <b>Cast Iron Boiler Tube Plug</b>                     |               |                   |        |
|   |            | BTP-150   | 1-1/2"        | 1                 | 60     |
|   |            | BTP-200   | 2"            | 1                 | 50     |
|   |            | BTP-250   | 2-1/2"        | 1                 | 30     |
|   |            | BTP-300   | 3"            | 1                 | 24     |
|  | <b>LFP</b> | <b>Lead "Fit All" Plug</b>                            |               |                   |        |
|   |            | LFP200  | 2"            | 1                 | 1      |
|   |            | LFP250  | 2-1/2"        | 1                 | 48     |
|   |            | LFP300  | 3"            | 1                 | 24     |
|   |            | LFP350  | 3-1/2"        | 1                 | 24     |
|   |            | LFP400  | 4"            | 1                 | 24     |
|   |            | LFP450  | 4-1/2"        | 1                 | 12     |
|   |            | LFP500  | 5"            | 1                 | 12     |
|   |            | LFP550  | 5-1/2"        | 1                 | 1      |
|   |            | LFP600  | 6"            | 1                 | 12     |
|  | <b>TBC</b> | <b>Tapped Black Malleable Iron Cap</b>                |               |                   |        |
|   |            | TBC-0600  | 1-1/4" x 1/8" | 20                | 160    |

|  | MODEL NUMBER   | SIZE                           | CARTON QUANTITIES |        |
|--|--|--------------------------------|-------------------|--------|
|  |  |                                | INNER             | MASTER |
| <b>HYDLF</b>   | <b>Lead Free Brass Fire Adapter &amp; Cap</b>  |                                |                   |        |
|  | <i>HYDRANT ADAPTERS</i>  |                                |                   |        |
|    | HYDF-0704GLF   | 1-1/2" FNST x 3/4" Hose Thread | 12                | 72     |
|  | HYDF-0904GLF   | 2-1/2" FNST x 3/4" Hose Thread | 5                 | 60     |
|  | HYDF-0904MLF   | 2-1/2" FNST x 3/4" MIP         | 5                 | 60     |
|  | HYDF-0905MLF   | 2-1/2" FNST x 1" MIP           | 5                 | 60     |
|  | HYDF-0907MLF   | 2-1/2" FNST x 1-1/2" MIP       | 5                 | 60     |
|  | HYDF-0908MLF   | 2-1/2" FNST x 2" MIP           | 5                 | 60     |
|  | <i>DOUBLE MALE ADAPTERS</i>  |                                |                   |        |
|   | HYDM-0505MLF   | 1" MNST x 1" MIP               | 12                | 120    |
|  | HYDM-0707MLF   | 1-1/2" MNST x 1-1/2" MIP       | 12                | 72     |
|  | HYDM-0908MLF   | 2-1/2" MNST x 2" MIP           | 2                 | 20     |
|  | HYDM-0909HLF   | 2-1/2" MNST x 2-1/2" MNST      | 2                 | 20     |
|  | HYDM-0909MLF   | 2-1/2" MNST x 2-1/2" MIP       | 2                 | 20     |
| HYDM-0910MLF   | 2-1/2" MNST x 3" MIP   | 2                              | 20                |        |
|  | <i>SWIVEL HYDRANT ADAPTERS</i>   |                                |                   |        |
|   | HYDFS-0908MLF  | 2-1/2" FNST x 2" MIP           | 2                 | 20     |
|  | HYDFS-0910MLF  | 2-1/2" FNST x 3" MIP           | 2                 | 12     |
|  | <i>HYDRANT CAP</i>   |                                |                   |        |
|  | HYDC-07LF  | 1-1/2" FNST Cap with Chain     | 12                | 72     |
|  | HYDC-09LF  | 2" FNST Cap with Chain         | 5                 | 60     |
|  | FNST: Female National Standard Thread<br>MNST: Male National Standard Thread<br>MIP: Male Iron Pipe Thread |                                |                   |        |

| <b>HA</b>   | <b>Hose Adapter - Brass</b> |  |    |     |
|---|-----------------------------|--|----|-----|
|  | HA-0304M                    | 1/2" MIP x 3/4" Male Garden Hose Thread            | 20 | 200 |
|   | HA-04304                    | 3/4" MIP & 1/2" FIP x 3/4" Male Garden Hose Thread | 50 | 500 |
|   | HA-04M04GLF                 | 3/4" MIP x 3/4" Female Garden Hose Thread          | 20 | 200 |

|   |           | CARTON QUANTITIES     |        |     |
|---|-----------|-----------------------|--------|-----|
| MODEL NUMBER  | SIZE      | INNER                 | MASTER |     |
| <b>CP-CPC Brass Cleanout Plug (Trap Screws) - Southern Code</b>                     |           |                       |        |     |
| <i>RAISED SQUARE HEAD</i>   |           |                       |        |     |
|     | CP-100    | 1"                    | 100    | 500 |
|   | CP-125    | 1-1/4"                | 100    | 500 |
|   | CP-150    | 1-1/2"                | 100    | 200 |
|   | CP-200    | 2"                    | 100    | 200 |
|   | CP-250    | 2-1/2"                | 50     | 200 |
|   | CP-300    | 3"                    | 20     | 160 |
|   | CP-350    | 3-1/2"                | 20     | 120 |
|   | CP-400    | 4"                    | 10     | 80  |
|   | CP-500    | 5"                    | 1      | 60  |
|   | CP-600    | 6"                    | 1      | 40  |
| CP-800  | 8"        | 1                     | 20     |     |
| <i>COUNTERSUNK SQUARE HEAD</i>  |           |                       |        |     |
|   | CPC-150   | 1-1/2"                | 100    | 400 |
|   | CPC-200   | 2"                    | 100    | 200 |
|   | CPC-250   | 2-1/2"                | 50     | 200 |
|   | CPC-300   | 3"                    | 20     | 160 |
|   | CPC-350   | 3-1/2"                | 20     | 120 |
|   | CPC-400   | 4"                    | 10     | 80  |
|   | CPC-500   | 5"                    | 10     | 60  |
|   | CPC-600   | 6"                    | 10     | 40  |
|   | CPC-800   | 8"                    | 10     | 20  |
| <b>TP Test Plug - Metal - with Rubber Gasket &amp; Wing Nut</b>                     |           |                       |        |     |
|  | TP-07     | 1-1/2"                | 6      | 36  |
|   | TP-08     | 2"                    | 6      | 36  |
|   | TP-10     | 3"                    | 6      | 36  |
|   | TP-11     | 4"                    | 1      | 36  |
|   | TP-13     | 6"                    | 1      | 36  |
|   |           |                       |        |     |
| <b>IBC Iron Body Cleanout</b>   |           |                       |        |     |
| <i>RAISED HEAD SQUARE PLUG</i>  |           |                       |        |     |
|  | IBC-43    | 4" Pipe Size x 3"     | 1      | 300 |
|   | IBC-435   | 4" Pipe Size x 3-1/2" | 1      | 600 |
|   | IBC-65    | 6" Pipe Size x 5"     | 1      | 170 |
| <i>COUNTERSUNK PLUG</i>   |           |                       |        |     |
|   | IBC-43CS  | 4" Pipe Size x 3"     | 1      | 300 |
|   | IBC-435CS | 4" Pipe Size x 3-1/2" | 1      | 600 |
|   | IBC-65CS  | 6" Pipe Size x 5"     | 1      | 170 |

| MODEL NUMBER | SIZE  | INNER           | CARTON QUANTITIES |    |
|--------------|---|-----------------|-------------------|----|
|              |   |                 | MASTER            |    |
| <b>470</b>   | <b>Union - PVC - Schedule 80 - Fits Schedule 40 &amp; 80 Pipe</b> |                 |                   |    |
|              | <i>SOLVENT</i>  | <i>THREADED</i> |                   |    |
|              | 470S03  | 470T03          | 1/2"              | 96 |
|              | 470S04  | 470T04          | 3/4"              | 72 |
|              | 470S05  | 470T05          | 1"                | 60 |
|              | 470S06  | 470T06          | 1-1/4"            | 48 |
|              | 470S07  | 470T07          | 1-1/2"            | 36 |
|              | 470S08  | 470T08          | 2"                | 24 |
|              | 470S09  | 470T09          | 2-1/2"            | 20 |
|              | 470S10  | 470T10          | 3"                | 10 |
|              | 470S11  | 470T11          | 4"                | 6  |




| MODEL NUMBER | SIZE  | EXPANDS |         | INNER   | MASTER |
|--------------|---|---------|---------|---------|--------|
|              |   | FROM    | TO      |         |        |
| <b>460</b>   | <b>Expandable Coupling - PVC - Union Style &amp; Double O-Ring Slider</b> |         |         |         |        |
|              |   |         |         |         |        |
|              | 460T03  | 1/2"    | 5-3/4"  | 8-1/2"  | 28     |
|              | 460T04  | 3/4"    | 7-1/2"  | 9-3/4"  | 24     |
|              | 460T05  | 1"      | 8-3/4"  | 11-1/4" | 40     |
|              | 460T06  | 1-1/4"  | 9"      | 11-3/4" | 30     |
|              | 460T07  | 1-1/2"  | 10"     | 13"     | 16     |
|              | 460T08  | 2"      | 11-1/4" | 14-1/4" | 12     |
|              | 460T09  | 2-1/2"  | 12-1/2" | 17"     | 4      |
|              | 460T10  | 3"      | 13-1/4" | 17-3/4" | 3      |
|              | 460T11  | 4"      | 14-3/4" | 19-1/2" | 2      |





| MODEL NUMBER | SIZE  | INNER | MASTER |
|--------------|---|-------|--------|
| <b>400</b>   | <b>Compression Coupling - PVC - Fits Iron Pipe Size</b> |       |        |
| 400T03       | 1/2"  | 10    | 200    |
| 400T04       | 3/4"  | 10    | 120    |
| 400T05       | 1"  | 10    | 120    |
| 400T06       | 1-1/4"  | 10    | 80     |
| 400T07       | 1-1/2"  | 10    | 60     |
| 400T08       | 2"  | 5     | 50     |
| 400T09       | 2-1/2"  | 3     | 24     |
| 400T10       | 3"  | 3     | 12     |
| 400T11       | 4"  | 3     | 6      |
| 400T13       | 6"  | 1     | 5      |










|   | MODEL NUMBER | SIZE                                    | CARTON QUANTITIES |        |
|---|--------------|---|-------------------|--------|
|   |              |   | INNER             | MASTER |
|  | <b>420</b>   | <b>Male x Compression Adapter - PVC</b> |                   |        |
|   | 420T03       | 1/2"                                    | 10                | 200    |
|   | 420T04       | 3/4"                                    | 10                | 240    |
|   | 420T05       | 1"                                      | 20                | 120    |
|   | 420T06       | 1-1/4"                                  | 20                | 80     |
|   | 420T07       | 1-1/2"                                  | 20                | 80     |
|   | 420T08       | 2"                                      | 20                | 80     |



|  |            |                             |    |    |
|--|------------|-----------------------------|----|----|
|  | <b>410</b> | <b>Compression Tee- PVC</b> |    |    |
|  | 410T03     | 1/2"                        | 24 | 96 |
|  | 410T04     | 3/4"                        | 10 | 80 |
|  | 410T05     | 1"                          | 20 | 80 |
|  | 410T06     | 1-1/4"                      | 12 | 60 |
|  | 410T07     | 1-1/2"                      | 12 | 48 |
|  | 410T08     | 2"                          | 10 | 40 |


|  |            |  |    |     |
|--|------------|--|----|-----|
|  | <b>401</b> | <b>Compression Coupling - CPVC - Fits Copper Tube Size</b> |    |     |
|  | 401S03     | 1/2"   | 20 | 200 |
|  | 401S04     | 3/4"   | 20 | 240 |
|  | 401S05     | 1"   | 10 | 200 |


|   |   | CARTON QUANTITIES     |       |        |  |
|---|---|-----------------------|-------|--------|--|
|   | MODEL NUMBER  | SIZE                  | INNER | MASTER |  |
| <b>CPVCLF Lead Free CPVC x Brass Adapter</b>  |   |                       |       |        |  |
| <i>FEMALE ADAPTER</i>   |   |                       |       |        |  |
|    | CPVCF A03SS   | 1/2" CPVC x 1/2"      | 24    | 288    |  |
|   | CPVCF A04SS   | 3/4" CPVC x 3/4"      | 24    | 288    |  |
|   | CPVCF A05SS   | 1" CPVC x 1"          | 24    | 144    |  |
|   | CPVCF A06SS   | 1-1/4" CPVC x 1-1/4"  | 12    | 96     |  |
|   | CPVCF A07SS   | 1-1/2" CPVC x 1-1/2"  | 12    | 72     |  |
|   | CPVCF A08SS   | 2" CPVC x 2"          | 12    | 48     |  |
|   | <i>MALE ADAPTER</i>                                 |                       |       |        |  |
|   | CPVCF MA03SS  | 1/2" CPVC x 1/2"      | 24    | 288    |  |
| CPVCF MA04SS  | 3/4" CPVC x 3/4"                                    | 24                    | 288   |        |  |
| CPVCF MA05SS  | 1" CPVC x 1"  | 24                    | 168   |        |  |
| CPVCF MA06SS  | 1-1/4" CPVC x 1-1/4"                                | 12                    | 96    |        |  |
| CPVCF MA07SS  | 1-1/2" CPVC x 1-1/2"                                | 12                    | 72    |        |  |
| CPVCF MA08SS  | 2" CPVC x 2"  | 12                    | 48    |        |  |
| <b>CPVCPXLF Lead Free Brass PEX x CPVC Transition Fitting</b>                       |   |                       |       |        |  |
| <i>BRASS PEX F1807 x CPVC TRANSITION FITTING</i>                                    |   |                       |       |        |  |
|   | CPVCPX03LF  | 1/2" PEX 1807 x CPVC  | 50    | 400    |  |
|   | CPVCPX04LF  | 3/4" PEX 1807 x CPVC  | 50    | 300    |  |
|   | CPVCPX05LF  | 1" PEX 1807 x CPVC    | 25    | 200    |  |
|   | <i>COLD EXPANSION PEX x CPVC TRANSITION FITTING</i> |                       |       |        |  |
|   | CPVCPXCE03LF  | 1/2" PEX F1960 x CPVC | 50    | 400    |  |
|   | CPVCPXCE04LF  | 3/4" PEX F1960 x CPVC | 50    | 300    |  |
| CPVCPXCE05LF  | 1" PEX F1960 x CPVC                                 | 25                    | 200   |        |  |
| <b>CPVCDLFL Lead Free Brass CPVC x Brass Drop Ear Elbow</b>                         |   |                       |       |        |  |
|  | CPVCDLFL0303LF                                      | 1/2" CPVC x 1/2"      | 24    | 288    |  |
| <b>CPVCFSS CPVC x Stainless Steel Adapter</b>                                       |   |                       |       |        |  |
| <i>FEMALE ADAPTER</i>   |   |                       |       |        |  |
|  | CPVCF A03SS   | 1/2" CPVC x 1/2"      | 24    | 288    |  |
|   | CPVCF A04SS   | 3/4" CPVC x 3/4"      | 24    | 288    |  |
|   | CPVCF A05SS   | 1" CPVC x 1"          | 24    | 144    |  |
|   | CPVCF A06SS   | 1-1/4" CPVC x 1-1/4"  | 12    | 96     |  |
|   | CPVCF A07SS   | 1-1/2" CPVC x 1-1/2"  | 12    | 72     |  |
|   | CPVCF A08SS   | 2" CPVC x 2"          | 12    | 48     |  |
|   | <i>MALE ADAPTER</i>                                 |                       |       |        |  |
|   | CPVCF MA03SS  | 1/2" CPVC x 1/2"      | 24    | 288    |  |
| CPVCF MA04SS  | 3/4" CPVC x 3/4"                                    | 24                    | 288   |        |  |
| CPVCF MA05SS  | 1" CPVC x 1"  | 24                    | 168   |        |  |
| CPVCF MA06SS  | 1-1/4" CPVC x 1-1/4"                                | 12                    | 96    |        |  |
| CPVCF MA07SS  | 1-1/2" CPVC x 1-1/2"                                | 12                    | 72    |        |  |
| CPVCF MA08SS  | 2" CPVC x 2"  | 12                    | 48    |        |  |
| <b>CPVCFDE CPVC x Stainless Steel Drop Ear Elbow</b>                                |   |                       |       |        |  |
|  | CPVCFDE0303SS                                       | 1/2" CPVC x 1/2"      | 20    | 200    |  |


| MODEL NUMBER   | SIZE   | CARTON QUANTITIES  |        |    |     |
|--|--|--|--------|----|-----|
|  |  | INNER  | MASTER |    |     |
| <b>450L</b>  | <b>Compression Coupling - Long - Brass - 5" Length</b> | <i>LEAD FREE VERSION AVAILABLE</i>  |        |    |     |
|  | <i>FITS IRON PIPE</i>                                  | <i>FITS COPPER TUBING SIZE</i>   |        |    |     |
|  | 450L02   | 3/8"   | 1/2"   | 24 | 120 |
|  | 450L03   | 1/2"   | 3/4"   | 12 | 120 |
|  | 450L04   | 3/4"   | 1"     | 60 |     |
|  | 450L05   | 1"   | 1-1/4" | 12 | 60  |
|  | 450L06   | 1-1/4"   | 1-1/2" | 12 | 48  |
|  | 450L07   | 1-1/2"   | -      | 12 | 36  |
|  | 450L08   | 2"   | -      | 12 | 36  |
|  | 450L08C  | -  | 2"     | 12 | 36  |


|  |   |  |        |    |     |
|--|---|--|--------|----|-----|
| <b>450T</b>  | <b>Compression Coupling - Short - Brass - 3" Length</b> | <i>LEAD FREE VERSION AVAILABLE</i>  |        |    |     |
|  | <i>FITS IRON PIPE</i>                                   | <i>FITS COPPER TUBING SIZE</i>   |        |    |     |
|  | 450T02  | 3/8"   | 1/2"   | 24 | 120 |
|  | 450T03  | 1/2"   | 3/4"   | 12 | 120 |
|  | 450T04  | 3/4"   | 1"     | 12 |     |
|  | 450T05  | 1"   | 1-1/4" | 12 | 60  |
|  | 450T06  | 1-1/4"   | 1-1/2" | 12 | 48  |
|  | 450T07  | 1-1/2"   | -      | 12 | 36  |
|  | 450T08  | 2"   | -      | 12 | 36  |

|  |                                |  |                    |          |    |    |
|--|--------------------------------|--|--------------------|----------|----|----|
| <b>450</b>   | <b>Compression Tee - Brass</b> | <i>LEAD FREE VERSION AVAILABLE</i>  |                    |          |    |    |
|  | <i>FITS IRON PIPE</i>          | <i>FITS COPPER TUBING SIZE</i>   | <i>SIDE OUTLET</i> |          |    |    |
|  | 450-09                         | 1/2"   | 3/4"               | 3/4" IPS | 12 | 96 |
|  | 450-10                         | 3/4"   | 1"                 | 1" IPS   | 12 | 48 |
|  | 450-11                         | 1/2"   | 3/4"               | 1/2" IPS | 12 | 96 |

|   |             | CARTON QUANTITIES   |                         |       |        |
|---|-------------|---|-------------------------|-------|--------|
|   |             | MODEL NUMBER  | SIZE                    | INNER | MASTER |
|  | <b>IGMA</b> | <b>Insert x Male Adapter - Galvanized - for Polyethylene Pipe</b> |                         |       |        |
|   |             | IGMA03  | 1/2"                    | 24    | 360    |
|   |             | IGMA04  | 3/4"                    | 20    | 300    |
|   |             | IGMA05  | 1"                      | 16    | 192    |
|   |             | IGMA06  | 1-1/4"                  | 12    | 108    |
|   |             | IGMA07  | 1-1/2"                  | 6     | 90     |
|   |             | IGMA08  | 2"                      | 5     | 75     |
|   |             | IGMA09  | 2-1/2"                  | 1     | 15     |
|   |             | IGMA10  | 3"                      | 1     | 12     |
|   |             | IGMA11  | 4"                      | 1     | 9      |
|   |             | IGMA0605  | 1-1/4" Insert x 1" Male | 10    | 100    |
|   |             | <i>EXTRA LONG BARB INSERT X MALE ADAPTER</i>                      |                         |       |        |
|   |             | IGMAX05   | 1" Extra Long           | 12    | 120    |
|   |             | IGMAX06   | 1-1/4" Extra Long       | 1     | 1      |

|  |              |  |              |    |    |
|--|--------------|--|--------------|----|----|
|  | <b>IGMAX</b> | <b>Venturi Male Adapter - Galvanized - for Polyethylene Pipe</b> |              |    |    |
|  |              | IGMAX056   | 1" x 6"      | 12 | 96 |
|  |              | IGMAX058   | 1" x 8"      | 1  | 1  |
|  |              | IGMAX068   | 1-1/4" x 8"  | 1  | 1  |
|  |              | IGMAX0610  | 1-1/4" x 10" | 1  | 1  |

|   |             |  |        |    |     |
|---|-------------|--|--------|----|-----|
|  | <b>IGCP</b> | <b>Insert x Insert Coupling - Galvanized</b> |        |    |     |
|   |             | IGCP03                                       | 1/2"   | 30 | 360 |
|   |             | IGCP04                                       | 3/4"   | 20 | 300 |
|   |             | IGCP05                                       | 1"     | 20 | 240 |
|   |             | IGCP06                                       | 1-1/4" | 16 | 144 |
|   |             | IGCP07                                       | 1-1/2" | 12 | 108 |
|   |             | IGCP08                                       | 2"     | 5  | 60  |

|   |             |   |                            |    |     |
|---|-------------|---|----------------------------|----|-----|
|  | <b>ISMA</b> | <b>Male Adapter - 304 Stainless Steel - for Polyethylene Pipe</b> |                            |    |     |
|   |             | ISMA04  | 3/4" Insert x Male Adapter | 10 | 200 |
|   |             | ISMA05  | 1" Insert x Male Adapter   | 10 | 100 |
|   |             | ISMA0605  | 1-1/4" Male x 1" Insert    | 5  | 100 |

**440 BUNA-N Gaskets**



FOR MALLEABLE COMPRESSION COUPLINGS

| MODEL NUMBER | SIZE   |
|--------------|--------|
| P-440T02CG   | 3/8"   |
| P-440T03CG   | 1/2"   |
| P-440T04CG   | 3/4"   |
| P-440T05CG   | 1"     |
| P-440T06CG   | 1-1/4" |
| P-440T07CG   | 1-1/2" |
| P-440T08CG   | 2"     |
| P-440T09CG   | 2-1/2" |
| P-440T10CG   | 3-1/2" |
| P-440T11CG   | 4"     |

**440 Retainer Rings**



FOR MALLEABLE COMPRESSION COUPLINGS

| MODEL NUMBER | SIZE   |
|--------------|--------|
| P-440T02CRR  | 3/8"   |
| P-440T03CRR  | 1/2"   |
| P-440T04CRR  | 3/4"   |
| P-440T05CRR  | 1"     |
| P-440T06CRR  | 1-1/4" |
| P-440T07CRR  | 1-1/2" |
| P-440T08CRR  | 2"     |
| P-440T09CRR  | 2-1/2" |
| P-440T10CRR  | 3"     |
| P-440T11CRR  | 4"     |

**440 Replacement Nuts**



FOR MALLEABLE COMPRESSION COUPLINGS

| MODEL NUMBER | SIZE   |
|--------------|--------|
| P-440T02CN   | 3/8"   |
| P-440T03CN   | 1/2"   |
| P-440T04CN   | 3/4"   |
| P-440T05CN   | 1"     |
| P-440T06CN   | 1-1/4" |
| P-440T07CN   | 1-1/2" |
| P-440T08CN   | 2"     |
| P-440T09CN   | 2-1/2" |
| P-440T10CN   | 3-1/2" |
| P-440T11CN   | 4"     |

**400 Rubber Gaskets**



FOR PVC COMPRESSION COUPLINGS

| MODEL NUMBER | SIZE   |
|--------------|--------|
| P-400T02N    | 3/8"   |
| P-400T03N    | 1/2"   |
| P-400T04N    | 3/4"   |
| P-400T05N    | 1"     |
| P-400T06N    | 1-1/4" |
| P-400T07N    | 1-1/2" |
| P-400T08N    | 2"     |
| P-400T09N    | 2-1/2" |
| P-400T10N    | 3-1/2" |
| P-400T11N    | 4"     |

**400 Replacement Nuts**



FOR PVC COMPRESSION COUPLINGS

| MODEL NUMBER | SIZE   |
|--------------|--------|
| P-400T02N    | 3/8"   |
| P-400T03N    | 1/2"   |
| P-400T04N    | 3/4"   |
| P-400T05N    | 1"     |
| P-400T06N    | 1-1/4" |
| P-400T07N    | 1-1/2" |
| P-400T08N    | 2"     |
| P-400T09N    | 2-1/2" |
| P-400T10N    | 3"     |
| P-400T11N    | 4"     |

**450 Rubber Gaskets**



FOR BRASS COMPRESSION COUPLINGS

| MODEL NUMBER | SIZE      |
|--------------|-----------|
| P-450T02G    | 3/8"      |
| P-450T03G    | 1/2"      |
| P-450T04G    | 3/4"      |
| P-450T05G    | 1"        |
| P-450T06G    | 1-1/4"    |
| P-450T07G    | 1-1/2"    |
| P-450T08G    | 2"        |
| P-450T09G    | 2" Copper |

**450 Replacement Nuts**



FOR BRASS COMPRESSION COUPLINGS

| MODEL NUMBER | SIZE      |
|--------------|-----------|
| P-450T02N    | 3/8"      |
| P-450T03N    | 1/2"      |
| P-450T04N    | 3/4"      |
| P-450T05N    | 1"        |
| P-450T06N    | 1-1/4"    |
| P-450T07N    | 1-1/2"    |
| P-450T08N    | 2"        |
| P-450T09N    | 2" Copper |



|   |             | CARTON QUANTITIES   |      |       |        |
|---|-------------|---|------|-------|--------|
|   |             | MODEL NUMBER  | SIZE | INNER | MASTER |
| <b>IBMALF</b>   |             | <b>Lead Free Insert x Male Adapter - Brass - Standard - For Polyethylene Pipe</b> |      |       |        |
|    | IBMA03LF    | 1/2"  | 10   | 200   |        |
|   | IBMA04LF    | 3/4"  | 10   | 200   |        |
|   | IBMA05LF    | 1"  | 1    | 100   |        |
|   | IBMA06LF    | 1-1/4"  | 10   | 100   |        |
|   | IBMA07LF    | 1-1/2"  | 5    | 80    |        |
|   | IBMA08LF    | 2"  | 5    | 50    |        |
|   | IBMA0504LF  | 1" x 3/4"   | 10   | 100   |        |
|   | IBMA0506LF  | 1" x 1-1/4"   | 10   | 100   |        |
|   | IBMA0604LF  | 1-1/4" x 3/4"   | 10   | 100   |        |
|   | IBMA0605LF  | 1-1/4" x 1"   | 10   | 100   |        |
| <b>IBMARLF</b>  |             | <b>Lead Free Rope Adapter - Brass - Insert x Male - With Rope Eye</b>             |      |       |        |
|   | IBMAR05LF   | 1" x 1"   | 10   | 100   |        |
|   | IBMAR06LF   | 1-1/4" x 1-1/4"   | 10   | 100   |        |
| <b>IBFALF</b>   |             | <b>Lead Free Female Adapter - Brass - Insert x Female</b>                         |      |       |        |
|  | IBFA03LF    | 1/2"  | 10   | 200   |        |
|   | IBFA04LF    | 3/4"  | 10   | 100   |        |
|   | IBFA05LF    | 1"  | 10   | 100   |        |
|   | IBFA06LF    | 1-1/4"  | 10   | 100   |        |
|   | IBFA07LF    | 1-1/2"  | 5    | 50    |        |
|   | IBFA08LF    | 2"  | 5    | 50    |        |
| <b>IBCPLF</b>   |             | <b>Lead Free Insert x Insert Coupling - Brass - For Polyethylene Pipe</b>         |      |       |        |
|  | IBCP03LF    | 1/2"  | 10   | 200   |        |
|   | IBCP04LF    | 3/4"  | 10   | 200   |        |
|   | IBCP05LF    | 1"  | 10   | 100   |        |
|   | IBCP06LF    | 1-1/4"  | 10   | 100   |        |
|   | IBCP07LF    | 1-1/2"  | 5    | 50    |        |
|   | IBCP08LF    | 2"  | 5    | 50    |        |
|   | IBCP0504LF  | 1" x 3/4"   | 10   | 100   |        |
| IBCP0605LF  | 1-1/4" x 1" | 10  | 100  |       |        |
| IBCP0705LF  | 1-1/2" x 1" | 10  | 100  |       |        |

|  | MODEL NUMBER | SIZE | CARTON QUANTITIES |        |
|--|--------------|------|-------------------|--------|
|  |              |      | INNER             | MASTER |

**IBILLF** Lead Free Insert x Insert Elbow - Brass



|            |             |    |     |
|------------|-------------|----|-----|
| IBIL04LF   | 3/4"        | 10 | 200 |
| IBIL05LF   | 1"          | 10 | 100 |
| IBIL06LF   | 1-1/4"      | 10 | 50  |
| IBIL0705LF | 1-1/2" x 1" | 10 | 100 |

**IBHLLF** Lead Free Insert x Male Hydrant Adapter Elbow - Brass



|            |           |    |     |
|------------|-----------|----|-----|
| IBHL04LF   | 3/4"      | 10 | 200 |
| IBHL05LF   | 1"        | 10 | 100 |
| IBHL0504LF | 1" x 3/4" | 10 | 50  |
| IBHL06LF   | 1-1/4"    | 10 | 100 |

**IBITLF** Lead Free Insert x Insert Tee - Brass



|            |             |    |     |
|------------|-------------|----|-----|
| IBIT04LF   | 3/4"        | 10 | 200 |
| IBIT05LF   | 1"          | 10 | 100 |
| IBIT06LF   | 1-1/4"      | 10 | 50  |
| IBIT0705LF | 1-1/2" x 1" | 10 | 100 |

**IBHTLF** Lead Free Insert x Male Hydrant Tee - Brass









|            |   |    |     |
|------------|---|----|-----|
| IBHT04LF   | 3/4"  | 10 | 100 |
| IBHT05LF   | 1"  | 10 | 100 |
| IBHT06LF   | 1-1/4"                                      | 10 | 100 |
| IBHT0504LF | 1" BARB x 1" BARB x 3/4" MIP Outlet         | 10 | 100 |
| IBHT0604LF | 1-1/4" BARB x 1-1/4" BARB x 3/4" MIP Outlet | 10 | 100 |





**IBHTFLF** Lead Free Insert x Female Hydrant Adapter Tee - Brass



|             |                                     |    |     |
|-------------|-------------------------------------|----|-----|
| IBHT0504FLF | 1" BARB x 1" BARB x 3/4" FIP Outlet | 10 | 100 |
| IBHT0505FLF | 1" BARB x 1" BARB x 1" FIP Outlet   | 10 | 100 |


# Water Service Products

|   |   |  |   | CARTON QUANTITIES |        |
|---|---|--|---|-------------------|--------|
|   |   | MODEL NUMBER   | SIZE  | INNER             | MASTER |
| <b>431LF</b>  |   | <b>Lead Free Meter Flange - Oval - Bronze</b>                          |   |                   |        |
|    | <i>IPS</i>  | <i>SWT</i>   |   |                   |        |
|   | 431T07LF  | 431C07LF   | 1-1/2"  | 1                 | 32     |
|   | 431T08LF  | 431C08LF   | 2"  | 6                 | 48     |
| <b>431DLF</b>   |   | <b>Domestic Lead Free Meter Flange - Oval - Bronze</b>                 |   |                   |        |
|    | 431T07DLF   |  | 1-1/2"  | 10                | 80     |
|   | 431T08DLF   |  | 2"  | 10                | 80     |
|   | <b>431PLF</b>   |  | <b>Lead Free Meter Flange Kit - Oval - Bronze</b> |                   |        |
|   | <i>KITS CONTAIN TWO FLANGES, TWO GASKETS, FOUR NUTS AND NECESSARY BOLTS</i>                         |  |   |                   |        |
|   | <i>IPS</i>  | <i>SWT</i>   |   |                   |        |
|   | <b>FOUR BOLTS</b>   | <b>FOUR BOLTS</b>  |   |                   |        |
|   | 431T07PLF   | 431C07PLF  | 1-1/2"  | 1                 | 24     |
|   | 431T08PLF   | 431C08PLF  | 2"  | 1                 | 10     |
|   | <b>EIGHT BOLTS</b>  |  |   |                   |        |
|   | 431T10PLF   | -  | 3"  | 1                 | 1      |
| <b>SIXTEEN BOLTS</b>  |   |  |   |                   |        |
| 431T11PLF   | -   | 4"   | 1   | 1                 |        |
| 431T13PLF   | -   | 6"   | 1   | 1                 |        |
| <b>431RRPLF</b>   |   | <b>Lead Free Meter Flange Kit - Oval - Bronze - Red Rubber Gaskets</b> |   |                   |        |
|  | <i>KITS CONTAIN TWO FLANGES, TWO FULL FACE RED RUBBER GASKETS, FOUR NUTS (SS304) AND FOUR BOLTS</i> |  |   |                   |        |
|   | 431T07RRPLF   |  | 1-1/2"  | 1                 | 12     |
|   | 431T08RRPLF   |  | 2"  | 1                 | 12     |
| <b>431SPLF</b>  |   | <b>Lead Free Single Meter Flange Kit - Oval - Bronze</b>               |   |                   |        |
|  | <i>KITS CONTAIN ONE FLANGE, ONE GASKET, TWO NUTS AND TWO BOLTS</i>                                  |  |   |                   |        |
|   | 431T07SPLF  |  | 1-1/2"  | 1                 | 12     |
|   | 431T08SPLF  |  | 2"  | 1                 | 10     |
| <b>432P</b>   |   | <b>Meter Flange Kit - Oval - Cast Iron</b>                             |   |                   |        |
|  | <i>KITS CONTAIN TWO FLANGE, TWO GASKET, FOUR NUTS AND FOUR BOLTS</i>                                |  |   |                   |        |
|   | 432T07P   |  | 1-1/2"  | 2                 | 24     |
|   | 432T08P   |  | 2"  | 2                 | 24     |


|   |  | CARTON QUANTITIES |        |     |
|---|--|-------------------|--------|-----|
| MODEL NUMBER  | SIZE   | INNER             | MASTER |     |
| <b>433LF Lead Free Meter Coupling - with Gasket Brass</b>                           |  |                   |        |     |
|     | 433T03LF   | 1/2"              | 20     | 160 |
|   | 433T04LF   | 3/4"              | 20     | 100 |
|   | 433T05LF   | 1"                | 10     | 80  |
|   | 433T07LF   | 1-1/2"            | 6      | 24  |
|   | 433T08LF   | 2"                | 6      | 24  |
|   | 433T04MLF  | 3/4" MIP x 3" L   | 10     | 100 |
|   | 433T04XLF  | 3/4" MIP x 8-1/2" | 10     | 60  |
|   | 433T05XLF  | 1" MIP x 8-1/2" L | 10     | 40  |
|   | <b>433LLF Lead Free Meter Elbow - Brass</b>                  |                   |        |     |
|    | 433L9004LF   | 3/4"              | 10     | 80  |
| <b>WSFCPLF Lead Free Flare x Flare Bronze Coupling</b>                              |  |                   |        |     |
|  | WSFCP05LF  | 1"                | 6      | 60  |
|   | WSFCP06LF  | 1-1/4"            | 3      | 36  |
|   | WSFCP07LF  | 1-1/2"            | 2      | 24  |
|   | WSFCP08LF  | 2"                | 1      | 12  |
|   | <b>WSFFALF Lead Free Flare x Flare Bronze Female Adapter</b> |                   |        |     |
|  | WSFMA05LF  | 1"                | 6      | 60  |
|   | WSFMA06LF  | 1-1/4"            | 3      | 36  |
|   | WSFMA07LF  | 1-1/2"            | 2      | 24  |
|   | WSFMA08LF  | 2"                | 1      | 12  |
|   | <b>WSFMALF Lead Free Flare x MIP Bronze Male Adapter</b>     |                   |        |     |
|  | WSFMA04LF  | 3/4"              | 1      | 300 |
|   | WSFMA05LF  | 1"                | 1      | 60  |
|   | WSFMA06LF  | 1-1/4"            | 1      | 36  |
|   | WSFMA07LF  | 1-1/2"            | 1      | 24  |
|   | WSFMA08LF  | 2"                | 1      | 12  |


# Water Service Products

|  | MODEL NUMBER | SIZE | CARTON QUANTITIES |        |
|--|--------------|------|-------------------|--------|
|  |              |      | INNER             | MASTER |

| <b>TTLF Lead Free Tank Tee - Bronze</b>  |          |                 |               |   |
|--|----------|-----------------|---------------|---|
| <i>WITH TWO 1/2" &amp; TWO 1/4" TWO TAPS</i>                                     |          |                 |               |   |
|  |          |                 | <i>LENGTH</i> |   |
|  | TT0511LF | 1" MIP x 2-5/8" | 11"           | 2 |
|  | TT0514LF | 1" MIP x 2-5/8" | 14"           | 2 |

| <b>DWCLF Free Drop Well Coupling - Bronze</b>                                      |         |        |    |    |
|--|---------|--------|----|----|
|  | DWC06LF | 1-1/4" | 12 | 72 |

| <b>ISP Stainless Steel Stiffener - Flanged &amp; Dimpled - Fits IPS Polyethylene Pipe</b> |       |        |    |     |
|---|-------|--------|----|-----|
|        | ISP04 | 3/4"   | 25 | 100 |
|   | ISP05 | 1"     | 25 | 100 |
|   | ISP06 | 1-1/4" | 10 | 40  |
|   | ISP07 | 1-1/2" | 10 | 40  |
|   | ISP08 | 2"     | 10 | 40  |

| <b>ISCP Stainless Steel Stiffener - Flanged &amp; Dimpled - Fits CTS Polyethylene Pipe</b> |        |        |    |     |
|--|--------|--------|----|-----|
|         | ISCP04 | 3/4"   | 25 | 100 |
|  | ISCP05 | 1"     | 25 | 100 |
|  | ISCP06 | 1-1/4" | 10 | 40  |
|  | ISCP07 | 1-1/2" | 10 | 40  |
|  | ISCP08 | 2"     | 10 | 40  |





**Welded Steel** *SCHEDULE 40 Black & Galvanized*

**Pre-Cut - Welded Steel** *SCHEDULE 40*

**Welded Steel** *SCHEDULE 80*

**Seamless Steel** *SCHEDULE 80*

**PVC** *SCHEDULE 80*

**Brass**

**304 Stainless Steel** *SCHEDULE 40*

**316 Stainless Steel** *SCHEDULE 40*

**Grooved**

**Dielectric**

**Chrome Plated Brass**



# Steel Nipple Part # Breakdown

Steel Nipple Part # Breakdown

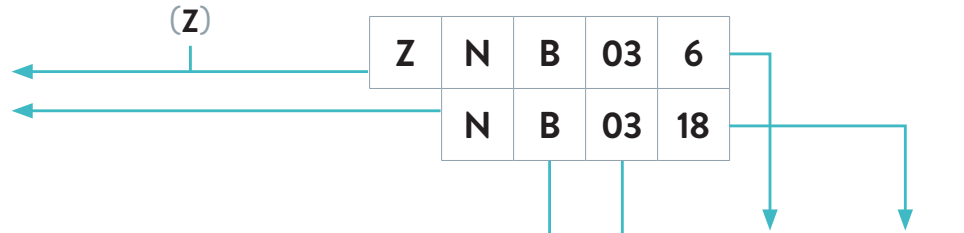
## PREFIX

## ZNB036

| Prefix |                  |
|--------|------------------|
| ZN     | Chinese Standard |
| N      | Chinese Pre-Cut  |

| Part Group |            |
|------------|------------|
| B          | Black      |
| G          | Galvanized |

| Part Group |       |
|------------|-------|
| 0          | 1/8   |
| 1          | 1/4   |
| 2          | 3/8   |
| 3          | 1/2   |
| 4          | 3/4   |
| 5          | 1     |
| 6          | 1-1/4 |
| 7          | 1-1/2 |
| 8          | 2     |
| 9          | 2-1/2 |
| 10         | 3     |
| 11         | 4     |
| 12         | 5     |
| 13         | 6     |
| 14         | 8     |




| Length Size Standard | Pre-Cut |
|----------------------|---------|
| 1½                   | 18      |
| 2                    | 24      |
| 2½                   | 30      |
| 3                    | 48      |
| 3½                   | 60      |
| 4                    | 42      |
| 4½                   |         |
| 5                    |         |
| 5½                   |         |
| 6                    |         |
| 6½                   |         |
| 7                    |         |
| 8                    |         |
| 9                    |         |
| 10                   |         |
| 11                   |         |
| 12                   |         |



**Sample Part # is:**  
**ZNB036** - Standard Black, 1/2" x 6"  
**NB0318** - Pre-Cut Black, 1/2" x 18"



# BLACK - SCHEDULE 40 | Nipples - Welded Steel



- Meets or Exceeds All Applicable ASTM & ANSI Standards
- Speciality Items such as Toe Nipples are Available
  - Stocked in Sizes 1/8" - 6" Diameter
  - Available in Long Lengths up to 10 ft.
  - Various Assortments in Stock
- Lead Free

Nipples - Welded Steel

| MODEL NUMBER                             | SIZE          | CARTON QUANTITIES |        |
|--|---------------|-------------------|--------|
|  |               | INNER             | MASTER |
| <b>Black Steel Nipples - Schedule 40</b> |               |                   |        |
| ZNB00CL                                  | 1/8" x Close  | 25                | 450    |
| ZNB00112                                 | 1/8" x 1-1/2" | 25                | 450    |
| ZNB002                                   | 1/8" x 2"     | 25                | 450    |
| ZNB00212                                 | 1/8" x 2-1/2" | 25                | 450    |
| ZNB003                                   | 1/8" x 3"     | 25                | 450    |
| ZNB00312                                 | 1/8" x 3-1/2" | 25                | 450    |
| ZNB004                                   | 1/8" x 4"     | 25                | 450    |
| ZNB00412                                 | 1/8" x 4-1/2" | 25                | 300    |
| ZNB005                                   | 1/8" x 5"     | 25                | 300    |
| ZNB00512                                 | 1/8" x 5-1/2" | 25                | 300    |
| ZNB006                                   | 1/8" x 6"     | 25                | 300    |
| ZNB007                                   | 1/8" x 7"     | 25                | 150    |
| ZNB008                                   | 1/8" x 8"     | 25                | 150    |
| ZNB009                                   | 1/8" x 9"     | 25                | 150    |
| ZNB0010                                  | 1/8" x 10"    | 25                | 150    |
| ZNB0012                                  | 1/8" x 12"    | 25                | 100    |
| ZNB01CL                                  | 1/4" x Close  | 25                | 450    |
| ZNB01112                                 | 1/4" x 1-1/2" | 25                | 450    |
| ZNB012                                   | 1/4" x 2"     | 25                | 450    |
| ZNB01212                                 | 1/4" x 2-1/2" | 25                | 450    |
| ZNB013                                   | 1/4" x 3"     | 25                | 450    |
| ZNB01312                                 | 1/4" x 3-1/2" | 25                | 450    |
| ZNB014                                   | 1/4" x 4"     | 25                | 450    |
| ZNB01412                                 | 1/4" x 4-1/2" | 25                | 300    |
| ZNB015                                   | 1/4" x 5"     | 25                | 300    |
| ZNB01512                                 | 1/4" x 5-1/2" | 25                | 300    |
| ZNB016                                   | 1/4" x 6"     | 25                | 300    |
| ZNB01612                                 | 1/4" x 6-1/2" | 25                | 150    |
| ZNB017                                   | 1/4" x 7"     | 25                | 100    |
| ZNB018                                   | 1/4" x 8"     | 25                | 150    |
| ZNB019                                   | 1/4" x 9"     | 25                | 100    |
| ZNB0110                                  | 1/4" x 10"    | 25                | 100    |
| ZNB0111                                  | 1/4" x 11"    | 25                | 100    |
| ZNB0112                                  | 1/4" x 12"    | 25                | 100    |
| ZNB02CL                                  | 3/8" x Close  | 25                | 450    |
| ZNB02112                                 | 3/8" x 1-1/2" | 25                | 450    |
| ZNB022                                   | 3/8" x 2"     | 25                | 450    |
| ZNB02212                                 | 3/8" x 2-1/2" | 25                | 450    |
| ZNB023                                   | 3/8" x 3"     | 25                | 450    |
| ZNB02312                                 | 3/8" x 3-1/2" | 25                | 450    |

| MODEL NUMBER                             | SIZE           | CARTON QUANTITIES |        |
|--|----------------|-------------------|--------|
|  |                | INNER             | MASTER |
| <b>Black Steel Nipples - Schedule 40</b> |                |                   |        |
| ZNB024                                   | 3/8" x 4"      | 25                | 450    |
| ZNB02412                                 | 3/8" x 4-1/2"  | 25                | 300    |
| ZNB025                                   | 3/8" x 5"      | 25                | 300    |
| ZNB02512                                 | 3/8" x 5-1/2"  | 25                | 300    |
| ZNB026                                   | 3/8" x 6"      | 25                | 300    |
| ZNB027                                   | 3/8" x 7"      | 25                | 150    |
| ZNB028                                   | 3/8" x 8"      | 25                | 150    |
| ZNB02812                                 | 3/8" x 8-1/2"  | 25                | 150    |
| ZNB029                                   | 3/8" x 9"      | 25                | 150    |
| ZNB0210                                  | 3/8" x 10"     | 25                | 100    |
| ZNB0211                                  | 3/8" x 11"     | 25                | 100    |
| ZNB0212                                  | 3/8" x 12"     | 25                | 100    |
| ZNB03CL                                  | 1/2" x CLOSE   | 25                | 450    |
| ZNB03112                                 | 1/2" x 1-1/2"  | 25                | 450    |
| ZNB032                                   | 1/2" x 2"      | 25                | 450    |
| ZNB03212                                 | 1/2" x 2-1/2"  | 25                | 300    |
| ZNB033                                   | 1/2" x 3"      | 25                | 300    |
| ZNB03312                                 | 1/2" x 3-1/2"  | 25                | 300    |
| ZNB034                                   | 1/2" x 4"      | 25                | 300    |
| ZNB03412                                 | 1/2" x 4-1/2"  | 25                | 200    |
| ZNB035                                   | 1/2" x 5"      | 25                | 200    |
| ZNB03512                                 | 1/2" x 5-1/2"  | 25                | 200    |
| ZNB036                                   | 1/2" x 6"      | 25                | 200    |
| ZNB03612                                 | 1/2" x 6-1/2"  | 25                | 150    |
| ZNB037                                   | 1/2" x 7"      | 25                | 150    |
| ZNB038                                   | 1/2" x 8"      | 25                | 150    |
| ZNB03812                                 | 1/2" x 8-1/2"  | 25                | 150    |
| ZNB039                                   | 1/2" x 9"      | 25                | 100    |
| ZNB03912                                 | 1/2" x 9-1/2"  | 25                | 100    |
| ZNB0310                                  | 1/2" x 10"     | 25                | 100    |
| ZNB031012                                | 1/2" x 10-1/2" | 25                | 150    |
| ZNB0311                                  | 1/2" x 11"     | 25                | 100    |
| ZNB031112                                | 1/2" x 11-1/2" | 25                | 200    |
| ZNB0312                                  | 1/2" x 12"     | 25                | 100    |
| ZNB04CL                                  | 3/4" x CLOSE   | 25                | 450    |
| ZNB04112                                 | 3/4" x 1-1/2"  | 25                | 450    |
| ZNB042                                   | 3/4" x 2"      | 25                | 300    |
| ZNB04212                                 | 3/4" x 2-1/2"  | 25                | 200    |
| ZNB043                                   | 3/4" x 3"      | 25                | 200    |
| ZNB04312                                 | 3/4" x 3-1/2"  | 25                | 200    |

# Nipples - Welded Steel | SCHEDULE 40 - BLACK

- Meets or Exceeds All Applicable ASTM & ANSI Standards
- Speciality Items such as Toe Nipples are Available
- Stocked in Sizes 1/8" - 6" Diameter
- Available in Long Lengths up to 10 ft.
- Various Assortments in Stock
- Lead Free



Nipples - Welded Steel

| CARTON QUANTITIES                        |                 |       |        |
|--|-----------------|-------|--------|
| MODEL NUMBER                             | SIZE            | INNER | MASTER |
| <b>Black Steel Nipples - Schedule 40</b> |                 |       |        |
| ZNB044                                   | 3/4" x 4"       | 25    | 150    |
| ZNB04412                                 | 3/4" x 4-1/2"   | 25    | 150    |
| ZNB045                                   | 3/4" x 5"       | 25    | 150    |
| ZNB04512                                 | 3/4" x 5-1/2"   | 25    | 150    |
| ZNB046                                   | 3/4" x 6"       | 25    | 150    |
| ZNB04612                                 | 3/4" x 6-1/2"   | 25    | 100    |
| ZNB047                                   | 3/4" x 7"       | 25    | 100    |
| ZNB04712                                 | 3/4" x 7-1/2"   | 25    | 100    |
| ZNB048                                   | 3/4" x 8"       | 25    | 100    |
| ZNB049                                   | 3/4" x 9"       | 25    | 100    |
| ZNB0410                                  | 3/4" x 10"      | 25    | 100    |
| ZNB0411                                  | 3/4" x 11"      | 25    | 100    |
| ZNB0412                                  | 3/4" x 12"      | 25    | 100    |
| ZNB05CL                                  | 1" x CLOSE      | 25    | 200    |
| ZNB052                                   | 1" x 2"         | 25    | 200    |
| ZNB05212                                 | 1" x 2-1/2"     | 25    | 150    |
| ZNB053                                   | 1" x 3"         | 25    | 150    |
| ZNB05312                                 | 1" x 3-1/2"     | 25    | 150    |
| ZNB054                                   | 1" x 4"         | 25    | 100    |
| ZNB05412                                 | 1" x 4-1/2"     | 25    | 100    |
| ZNB055                                   | 1" x 5"         | 25    | 100    |
| ZNB05512                                 | 1" x 5-1/2"     | 25    | 100    |
| ZNB056                                   | 1" x 6"         | 25    | 100    |
| ZNB05612                                 | 1" x 6-1/2"     | 25    | 80     |
| ZNB057                                   | 1" x 7"         | 10    | 60     |
| ZNB05712                                 | 1" x 7-1/2"     | 25    | 60     |
| ZNB058                                   | 1" x 8"         | 6     | 60     |
| ZNB05812                                 | 1" x 8-1/2"     | 25    | 60     |
| ZNB059                                   | 1" x 9"         | 10    | 40     |
| ZNB05912                                 | 1" x 9-1/2"     | 25    | 25     |
| ZNB0510                                  | 1" x 10"        | 10    | 40     |
| ZNB0511                                  | 1" x 11"        | 10    | 40     |
| ZNB0512                                  | 1" x 12"        | 10    | 40     |
| ZNB06CL                                  | 1-1/4" x Close  | 5     | 90     |
| ZNB062                                   | 1-1/4" x 2"     | 5     | 90     |
| ZNB06212                                 | 1-1/4" x 2-1/2" | 5     | 90     |
| ZNB063                                   | 1-1/4" x 3"     | 5     | 90     |
| ZNB06312                                 | 1-1/4" x 3-1/2" | 5     | 90     |
| ZNB064                                   | 1-1/4" x 4"     | 5     | 90     |

| CARTON QUANTITIES                        |                 |       |        |
|--|-----------------|-------|--------|
| MODEL NUMBER                             | SIZE            | INNER | MASTER |
| <b>Black Steel Nipples - Schedule 40</b> |                 |       |        |
| ZNB06412                                 | 1-1/4" x 4-1/2" | 5     | 60     |
| ZNB065                                   | 1-1/4" x 5"     | 5     | 60     |
| ZNB06512                                 | 1-1/4" x 5-1/2" | 5     | 60     |
| ZNB066                                   | 1-1/4" x 6"     | 5     | 60     |
| ZNB06612                                 | 1-1/4" x 6-1/2" | 5     | 30     |
| ZNB067                                   | 1-1/4" x 7"     | 5     | 30     |
| ZNB068                                   | 1-1/4" x 8"     | 5     | 30     |
| ZNB069                                   | 1-1/4" x 9"     | 5     | 20     |
| ZNB0610                                  | 1-1/4" x 10"    | 5     | 20     |
| ZNB0611                                  | 1-1/4" x 11"    | 5     | 20     |
| ZNB0612                                  | 1-1/4" x 12"    | 5     | 20     |
| ZNB07CL                                  | 1-1/2" x Close  | 5     | 90     |
| ZNB072                                   | 1-1/2" x 2"     | 5     | 90     |
| ZNB07212                                 | 1-1/2" x 2-1/2" | 5     | 60     |
| ZNB073                                   | 1-1/2" x 3"     | 5     | 60     |
| ZNB07312                                 | 1-1/2" x 3-1/2" | 5     | 60     |
| ZNB074                                   | 1-1/2" x 4"     | 5     | 60     |
| ZNB07412                                 | 1-1/2" x 4-1/2" | 5     | 40     |
| ZNB075                                   | 1-1/2" x 5"     | 5     | 40     |
| ZNB07512                                 | 1-1/2" x 5-1/2" | 5     | 40     |
| ZNB076                                   | 1-1/2" x 6"     | 5     | 40     |
| ZNB077                                   | 1-1/2" x 7"     | 5     | 30     |
| ZNB078                                   | 1-1/2" x 8"     | 5     | 30     |
| ZNB079                                   | 1-1/2" x 9"     | 5     | 20     |
| ZNB0710                                  | 1-1/2" x 10"    | 5     | 20     |
| ZNB0711                                  | 1-1/2" x 11"    | 5     | 20     |
| ZNB0712                                  | 1-1/2" x 12"    | 5     | 20     |
| ZNB08CL                                  | 2" x CLOSE      | 5     | 60     |
| ZNB08212                                 | 2" x 2-1/2"     | 5     | 40     |
| ZNB083                                   | 2" x 3"         | 5     | 40     |
| ZNB08312                                 | 2" x 3-1/2"     | 5     | 40     |
| ZNB084                                   | 2" x 4"         | 5     | 40     |
| ZNB08412                                 | 2" x 4-1/2"     | 5     | 30     |
| ZNB085                                   | 2" x 5"         | 5     | 30     |
| ZNB08512                                 | 2" x 5-1/2"     | 5     | 30     |
| ZNB086                                   | 2" x 6"         | 5     | 30     |
| ZNB08612                                 | 2" x 6-1/2"     | 5     | 20     |
| ZNB087                                   | 2" x 7"         | 5     | 20     |
| ZNB088                                   | 2" x 8"         | 5     | 20     |

# BLACK - SCHEDULE 40 | Nipples - Welded Steel

| CARTON QUANTITIES                        |                 |       |        |
|--|-----------------|-------|--------|
| MODEL NUMBER                             | SIZE            | INNER | MASTER |
| <b>Black Steel Nipples - Schedule 40</b> |                 |       |        |
| ZNB089                                   | 2" x 9"         | 5     | 20     |
| ZNB0810                                  | 2" x 10"        | 5     | 20     |
| ZNB0811                                  | 2" x 11"        | 5     | 20     |
| ZNB0812                                  | 2" x 12"        | 5     | 20     |
| ZNB09CL                                  | 2-1/2" x Close  | 1     | 35     |
| ZNB093                                   | 2-1/2" x 3"     | 1     | 35     |
| ZNB09312                                 | 2-1/2" x 3-1/2" | 1     | 25     |
| ZNB094                                   | 2-1/2" x 4"     | 1     | 25     |
| ZNB09412                                 | 2-1/2" x 4-1/2" | 1     | 25     |
| ZNB095                                   | 2-1/2" x 5"     | 1     | 20     |
| ZNB09512                                 | 2-1/2" x 5-1/2" | 1     | 20     |
| ZNB096                                   | 2-1/2" x 6"     | 1     | 20     |
| ZNB09612                                 | 2-1/2" x 6-1/2" | 1     | 15     |
| ZNB097                                   | 2-1/2" x 7"     | 1     | 15     |
| ZNB098                                   | 2-1/2" x 8"     | 1     | 15     |
| ZNB099                                   | 2-1/2" x 9"     | 1     | 10     |
| ZNB0910                                  | 2-1/2" x 10"    | 1     | 10     |
| ZNB0911                                  | 2-1/2" x 11"    | 1     | 10     |
| ZNB0912                                  | 2-1/2" x 12"    | 1     | 10     |
| ZNB10CL                                  | 3" x Close      | 1     | 25     |
| ZNB103                                   | 3" x 3"         | 1     | 25     |
| ZNB10312                                 | 3" x 3-1/2"     | 1     | 20     |
| ZNB104                                   | 3" x 4"         | 1     | 20     |
| ZNB10412                                 | 3" x 4-1/2"     | 1     | 15     |
| ZNB105                                   | 3" x 5"         | 1     | 15     |
| ZNB10512                                 | 3" x 5-1/2"     | 1     | 15     |
| ZNB106                                   | 3" x 6"         | 1     | 15     |
| ZNB107                                   | 3" x 7"         | 1     | 10     |
| ZNB108                                   | 3" x 8"         | 1     | 10     |
| ZNB109                                   | 3" x 9"         | 1     | 10     |
| ZNB1010                                  | 3" x 10"        | 1     | 10     |
| ZNB1011                                  | 3" x 11"        | 1     | 10     |
| ZNB1012                                  | 3" x 12"        | 1     | 10     |
| ZNB11CL                                  | 4" x CLOSE      | 1     | 15     |
| ZNB114                                   | 4" x 4"         | 1     | 15     |
| ZNB11412                                 | 4" x 4-1/2"     | 1     | 10     |
| ZNB115                                   | 4" x 5"         | 1     | 10     |
| ZNB11512                                 | 4" x 5-1/2"     | 1     | 10     |
| ZNB116                                   | 4" x 6"         | 1     | 10     |
| ZNB117                                   | 4" x 7"         | 1     | 5      |
| ZNB118                                   | 4" x 8"         | 1     | 5      |
| ZNB119                                   | 4" x 9"         | 1     | 5      |
| ZNB1110                                  | 4" x 10"        | 1     | 5      |
| ZNB1111                                  | 4" x 11"        | 1     | 5      |
| ZNB1112                                  | 4" x 12"        | 1     | 5      |
| ZNB12CL                                  | 5" x CLOSE      | 1     | 10     |
| ZNB124                                   | 5" x 4"         | 1     | 6      |
| ZNB125                                   | 5" x 5"         | 1     | 6      |
| ZNB12512                                 | 5" x 5-1/2"     | 1     | 6      |
| ZNB126                                   | 5" x 6"         | 1     | 4      |
| ZNB128                                   | 5" x 8"         | 1     | 3      |
| ZNB1210                                  | 5" x 10"        | 1     | 3      |
| ZNB1212                                  | 5" x 12"        | 1     | 3      |
| ZNB13CL                                  | 6" x CLOSE      | 1     | 9      |

| CARTON QUANTITIES                             |             |       |        |
|---|-------------|-------|--------|
| MODEL NUMBER                                  | SIZE        | INNER | MASTER |
| <b>Black Steel Nipples - Schedule 40</b>      |             |       |        |
| ZNB134  | 6" x 4"     | 1     | 6      |
| ZNB135  | 6" x 5"     | 1     | 4      |
| ZNB136  | 6" x 6"     | 1     | 4      |
| ZNB137  | 6" x 7"     | 1     | 2      |
| ZNB138  | 6" x 8"     | 1     | 2      |
| ZNB139  | 6" x 9"     | 1     | 2      |
| ZNB1310                                       | 6" x 10"    | 1     | 2      |
| ZNB1312                                       | 6" x 12"    | 1     | 2      |
| ZNB14CL                                       | 8" x CLOSE  | 1     | 1      |
| ZNB146  | 8" x 6"     | 1     | 1      |
| ZNB148  | 8" x 8"     | 1     | 1      |
| ZNB1410                                       | 8" x 10"    | 1     | 1      |
| ZNB1412                                       | 8" x 12"    | 1     | 1      |
| <b>Black Right/Left Nipples - Schedule 40</b> |             |       |        |
| NRLB034                                       | 1/2" x 4"   | 25    | 300    |
| NRLB044                                       | 3/4" x 4"   | 25    | 150    |
| NRLB054                                       | 1" x 4"     | 25    | 150    |
| NRLB064                                       | 1-1/4" x 4" | 5     | 90     |
| NRLB074                                       | 1-1/2" x 4" | 5     | 90     |
| NRLB084                                       | 2" x 4"     | 5     | 40     |



# Nipples - Welded Steel | SCHEDULE 40 - GALVANIZED

- Meets or Exceeds All Applicable ASTM & ANSI Standards
- Speciality Items such as Toe Nipples are Available
- Stocked in Sizes 1/8" - 6" Diameter
- Available in Long Lengths up to 10 ft.
- Various Assortments in Stock
- Lead Free



Nipples - Welded Steel

| CARTON QUANTITIES                             |               |       |        |
|---|---------------|-------|--------|
| MODEL NUMBER                                  | SIZE          | INNER | MASTER |
| <b>Galvanized Steel Nipples - Schedule 40</b> |               |       |        |
| ZNG00CL                                       | 1/8" x Close  | 25    | 450    |
| ZNG00112                                      | 1/8" x 1-1/2" | 25    | 450    |
| ZNG002  | 1/8" x 2"     | 25    | 450    |
| ZNG00212                                      | 1/8" x 2-1/2" | 25    | 450    |
| ZNG003  | 1/8" x 3"     | 25    | 450    |
| ZNG00312                                      | 1/8" x 3-1/2" | 25    | 450    |
| ZNG004  | 1/8" x 4"     | 25    | 450    |
| ZNG00412                                      | 1/8" x 4-1/2" | 25    | 150    |
| ZNG005  | 1/8" x 5"     | 25    | 300    |
| ZNG00512                                      | 1/8" x 5-1/2" | 25    | 300    |
| ZNG006  | 1/8" x 6"     | 25    | 300    |
| ZNG007  | 1/8" x 7"     | 25    | 150    |
| ZNG008  | 1/8" x 8"     | 25    | 150    |
| ZNG009  | 1/8" x 9"     | 25    | 150    |
| ZNG0010                                       | 1/8" x 10"    | 25    | 200    |
| ZNG0011                                       | 1/8" x 11"    | 25    | 150    |
| ZNG0012                                       | 1/8" x 12"    | 25    | 100    |
| ZNG01CL                                       | 1/4" x Close  | 25    | 450    |
| ZNG01112                                      | 1/4" x 1-1/2" | 25    | 450    |
| ZNG011  | 1/4" x 1"     | 25    | 450    |
| ZNG012  | 1/4" x 2"     | 25    | 450    |
| ZNG01212                                      | 1/4" x 2-1/2" | 25    | 450    |
| ZNG013  | 1/4" x 3"     | 25    | 450    |
| ZNG01312                                      | 1/4" x 3-1/2" | 25    | 450    |
| ZNG014  | 1/4" x 4"     | 25    | 450    |
| ZNG01412                                      | 1/4" x 4-1/2" | 25    | 300    |
| ZNG015  | 1/4" x 5"     | 25    | 300    |
| ZNG01512                                      | 1/4" x 5-1/2" | 25    | 300    |
| ZNG016  | 1/4" x 6"     | 25    | 300    |
| ZNG017  | 1/4" x 7"     | 25    | 150    |
| ZNG018  | 1/4" x 8"     | 25    | 150    |
| ZNG019  | 1/4" x 9"     | 25    | 100    |
| ZNG0110                                       | 1/4" x 10"    | 25    | 100    |
| ZNG0111                                       | 1/4" x 11"    | 25    | 100    |
| ZNG0112                                       | 1/4" x 12"    | 25    | 100    |
| ZNG02CL                                       | 3/8" x Close  | 25    | 450    |
| ZNG02112                                      | 3/8" x 1-1/2" | 25    | 450    |
| ZNG022  | 3/8" x 2"     | 25    | 450    |

| CARTON QUANTITIES                             |                |       |        |
|---|----------------|-------|--------|
| MODEL NUMBER                                  | SIZE           | INNER | MASTER |
| <b>Galvanized Steel Nipples - Schedule 40</b> |                |       |        |
| ZNG02212                                      | 3/8" x 2-1/2"  | 25    | 450    |
| ZNG023  | 3/8" x 3"      | 25    | 450    |
| ZNG02312                                      | 3/8" x 3-1/2"  | 25    | 450    |
| ZNG024  | 3/8" x 4"      | 25    | 450    |
| ZNG02412                                      | 3/8" x 4-1/2"  | 25    | 300    |
| ZNG025  | 3/8" x 5"      | 25    | 300    |
| ZNG02512                                      | 3/8" x 5-1/2"  | 25    | 100    |
| ZNG026  | 3/8" x 6"      | 25    | 300    |
| ZNG027  | 3/8" x 7"      | 25    | 150    |
| ZNG028  | 3/8" x 8"      | 25    | 150    |
| ZNG029  | 3/8" x 9"      | 25    | 100    |
| ZNG0210                                       | 3/8" x 10"     | 25    | 100    |
| ZNG0211                                       | 3/8" x 11"     | 25    | 100    |
| ZNG0212                                       | 3/8" x 12"     | 25    | 100    |
| ZNG03CL                                       | 1/2" x Close   | 25    | 450    |
| ZNG03112                                      | 1/2" x 1-1/2"  | 25    | 450    |
| ZNG032  | 1/2" x 2"      | 25    | 450    |
| ZNG03212                                      | 1/2" x 2-1/2"  | 25    | 300    |
| ZNG033  | 1/2" x 3"      | 25    | 300    |
| ZNG03312                                      | 1/2" x 3-1/2"  | 25    | 300    |
| ZNG034  | 1/2" x 4"      | 25    | 300    |
| ZNG03412                                      | 1/2" x 4-1/2"  | 25    | 200    |
| ZNG035  | 1/2" x 5"      | 25    | 200    |
| ZNG03512                                      | 1/2" x 5-1/2"  | 25    | 200    |
| ZNG036  | 1/2" x 6"      | 25    | 200    |
| ZNG03612                                      | 1/2" x 6-1/2"  | 25    | 200    |
| ZNG037  | 1/2" x 7"      | 25    | 150    |
| ZNG03712                                      | 1/2" x 7-1/2"  | 25    | 150    |
| ZNG038  | 1/2" x 8"      | 25    | 150    |
| ZNG03812                                      | 1/2" x 8-1/2"  | 25    | 100    |
| ZNG039  | 1/2" x 9"      | 25    | 100    |
| ZNG0310                                       | 1/2" x 10"     | 25    | 100    |
| ZNG0311                                       | 1/2" x 11"     | 25    | 100    |
| ZNG031112                                     | 1/2" x 11-1/2" | 25    | 200    |
| ZNG0312                                       | 1/2" x 12"     | 25    | 100    |
| ZNG04CL                                       | 3/4" x Close   | 25    | 450    |
| ZNG04112                                      | 3/4" x 1-1/2"  | 25    | 450    |
| ZNG042  | 3/4" x 2"      | 25    | 300    |


# GALVANIZED - SCHEDULE 40 | Nipples - Welded Steel

| CARTON QUANTITIES                             |                 |       |        |
|---|-----------------|-------|--------|
| MODEL NUMBER                                  | SIZE            | INNER | MASTER |
| <b>Galvanized Steel Nipples - Schedule 40</b> |                 |       |        |
| ZNG04212                                      | 3/4" x 2-1/2"   | 25    | 200    |
| ZNG043  | 3/4" x 3"       | 25    | 200    |
| ZNG04312                                      | 3/4" x 3-1/2"   | 25    | 200    |
| ZNG044  | 3/4" x 4"       | 25    | 150    |
| ZNG04412                                      | 3/4" x 4-1/2"   | 25    | 150    |
| ZNG045  | 3/4" x 5"       | 25    | 150    |
| ZNG04512                                      | 3/4" x 5-1/2"   | 25    | 150    |
| ZNG046  | 3/4" x 6"       | 25    | 150    |
| ZNG04612                                      | 3/4" x 6-1/2"   | 25    | 100    |
| ZNG047  | 3/4" x 7"       | 25    | 100    |
| ZNG04712                                      | 3/4" x 7-1/2"   | 25    | 100    |
| ZNG048  | 3/4" x 8"       | 25    | 100    |
| ZNG04812                                      | 3/4" x 8-1/2"   | 25    | 100    |
| ZNG049  | 3/4" x 9"       | 25    | 100    |
| ZNG0410                                       | 3/4" x 10"      | 25    | 100    |
| ZNG041012                                     | 3/4" x 10-1/2"  | 25    | 100    |
| ZNG0411                                       | 3/4" x 11"      | 25    | 100    |
| ZNG0412                                       | 3/4" x 12"      | 25    | 100    |
| ZNG05CL                                       | 1" x CLOSE      | 25    | 200    |
| ZNG052  | 1" x 2"         | 25    | 200    |
| ZNG05212                                      | 1" x 2-1/2"     | 25    | 150    |
| ZNG053  | 1" x 3"         | 25    | 150    |
| ZNG05312                                      | 1" x 3-1/2"     | 25    | 150    |
| ZNG054  | 1" x 4"         | 25    | 100    |
| ZNG05412                                      | 1" x 4-1/2"     | 25    | 100    |
| ZNG055  | 1" x 5"         | 25    | 100    |
| ZNG05512                                      | 1" x 5-1/2"     | 25    | 100    |
| ZNG056  | 1" x 6"         | 25    | 100    |
| ZNG057  | 1" x 7"         | 10    | 60     |
| ZNG058  | 1" x 8"         | 10    | 60     |
| ZNG059  | 1" x 9"         | 10    | 40     |
| ZNG0510                                       | 1" x 10"        | 10    | 40     |
| ZNG0511                                       | 1" x 11"        | 10    | 40     |
| ZNG0512                                       | 1" x 12"        | 10    | 40     |
| ZNG06CL                                       | 1-1/4" x CLOSE  | 5     | 90     |
| ZNG062  | 1-1/4" x 2"     | 5     | 90     |
| ZNG06212                                      | 1-1/4" x 2-1/2" | 5     | 90     |
| ZNG063  | 1-1/4" x 3"     | 5     | 90     |
| ZNG06312                                      | 1-1/4" x 3-1/2" | 5     | 90     |
| ZNG064  | 1-1/4" x 4"     | 5     | 90     |
| ZNG06412                                      | 1-1/4" x 4-1/2" | 5     | 60     |
| ZNG065  | 1-1/4" x 5"     | 5     | 60     |
| ZNG06512                                      | 1-1/4" x 5-1/2" | 5     | 60     |
| ZNG066  | 1-1/4" x 6"     | 5     | 60     |
| ZNG067  | 1-1/4" x 7"     | 5     | 30     |
| ZNG068  | 1-1/4" x 8"     | 5     | 30     |
| ZNG069  | 1-1/4" x 9"     | 5     | 20     |
| ZNG0610                                       | 1-1/4" x 10"    | 5     | 20     |
| ZNG0611                                       | 1-1/4" x 11"    | 5     | 20     |
| ZNG0612                                       | 1-1/4" x 12"    | 5     | 20     |
| ZNG07CL                                       | 1-1/2" x CLOSE  | 5     | 90     |
| ZNG072  | 1-1/2" x 2"     | 5     | 90     |
| ZNG07212                                      | 1-1/2" x 2-1/2" | 5     | 60     |

| CARTON QUANTITIES                             |                 |       |        |
|---|-----------------|-------|--------|
| MODEL NUMBER                                  | SIZE            | INNER | MASTER |
| <b>Galvanized Steel Nipples - Schedule 40</b> |                 |       |        |
| ZNG073  | 1-1/2" x 3"     | 5     | 60     |
| ZNG07312                                      | 1-1/2" x 3-1/2" | 5     | 60     |
| ZNG074  | 1-1/2" x 4"     | 5     | 60     |
| ZNG07412                                      | 1-1/2" x 4-1/2" | 5     | 40     |
| ZNG075  | 1-1/2" x 5"     | 5     | 40     |
| ZNG07512                                      | 1-1/2" x 5-1/2" | 5     | 40     |
| ZNG076  | 1-1/2" x 6"     | 5     | 40     |
| ZNG07612                                      | 1-1/2" x 6-1/2" | 5     | 30     |
| ZNG077  | 1-1/2" x 7"     | 5     | 30     |
| ZNG078  | 1-1/2" x 8"     | 5     | 30     |
| ZNG079  | 1-1/2" x 9"     | 5     | 20     |
| ZNG0710                                       | 1-1/2" x 10"    | 5     | 20     |
| ZNG0711                                       | 1-1/2" x 11"    | 5     | 20     |
| ZNG0712                                       | 1-1/2" x 12"    | 5     | 20     |
| ZNG08CL                                       | 2" x CLOSE      | 5     | 60     |
| ZNG08212                                      | 2" x 2-1/2"     | 5     | 40     |
| ZNG083  | 2" x 3"         | 5     | 40     |
| ZNG08312                                      | 2" x 3-1/2"     | 5     | 40     |
| ZNG084  | 2" x 4"         | 5     | 40     |
| ZNG08412                                      | 2" x 4-1/2"     | 5     | 30     |
| ZNG085  | 2" x 5"         | 5     | 30     |
| ZNG08512                                      | 2" x 5-1/2"     | 5     | 30     |
| ZNG086  | 2" x 6"         | 5     | 30     |
| ZNG08612                                      | 2" x 6-1/2"     | 5     | 20     |
| ZNG087  | 2" x 7"         | 5     | 20     |
| ZNG088  | 2" x 8"         | 5     | 20     |
| ZNG089  | 2" x 9"         | 5     | 20     |
| ZNG0810                                       | 2" x 10"        | 5     | 20     |
| ZNG0811                                       | 2" x 11"        | 5     | 20     |
| ZNG0812                                       | 2" x 12"        | 5     | 20     |
| ZNG09CL                                       | 2-1/2" x CLOSE  | 1     | 35     |
| ZNG093  | 2-1/2" x 3"     | 1     | 35     |
| ZNG09312                                      | 2-1/2" x 3-1/2" | 1     | 25     |
| ZNG094  | 2-1/2" x 4"     | 1     | 25     |
| ZNG09412                                      | 2-1/2" x 4-1/2" | 1     | 25     |
| ZNG95   | 2-1/2" x 5"     | 1     | 20     |
| ZNG09512                                      | 2-1/2" x 5-1/2" | 1     | 20     |
| ZNG096  | 2-1/2" x 6"     | 1     | 20     |
| ZNG097  | 2-1/2" x 7"     | 1     | 15     |
| ZNG098  | 2-1/2" x 8"     | 1     | 15     |
| ZNG099  | 2-1/2" x 9"     | 1     | 10     |
| ZNG0910                                       | 2-1/2" x 10"    | 1     | 10     |
| ZNG0911                                       | 2-1/2" x 11"    | 1     | 10     |
| ZNG0912                                       | 2-1/2" x 12"    | 1     | 10     |
| ZNG10CL                                       | 3" x CLOSE      | 1     | 25     |
| ZNG103  | 3" x 3"         | 1     | 25     |
| ZNG10312                                      | 3" x 3-1/2"     | 1     | 20     |
| ZNG104  | 3" x 4"         | 1     | 20     |
| ZNG10412                                      | 3" x 4-1/2"     | 1     | 15     |
| ZNG105  | 3" x 5"         | 1     | 15     |
| ZNG10512                                      | 3" x 5-1/2"     | 1     | 15     |
| ZNG106  | 3" x 6"         | 1     | 15     |
| ZNG107  | 3" x 7"         | 1     | 10     |

# Nipples - Welded Steel | SCHEDULE 40 - GALVANIZED

- Meets or Exceeds All Applicable ASTM & ANSI Standards
- Speciality Items such as Toe Nipples are Available
- Stocked in Sizes 1/8" - 6" Diameter
- Available in Long Lengths up to 10 ft.
- Various Assortments in Stock
- Lead Free



Nipples - Welded Steel

| MODEL NUMBER                                  | SIZE        | CARTON QUANTITIES |        |
|---|-------------|-------------------|--------|
|   |             | INNER             | MASTER |
| <b>Galvanized Steel Nipples - Schedule 40</b> |             |                   |        |
| ZNG108  | 3" x 8"     | 1                 | 10     |
| ZNG109  | 3" x 9"     | 1                 | 10     |
| ZNG1010                                       | 3" x 10"    | 1                 | 10     |
| ZNG1011                                       | 3" x 11"    | 1                 | 10     |
| ZNG1012                                       | 3" x 12"    | 1                 | 10     |
| ZNG11CL                                       | 4" x Close  | 1                 | 15     |
| ZNG114  | 4" x 4"     | 1                 | 15     |
| ZNG11412                                      | 4" x 4-1/2" | 1                 | 10     |
| ZNG115  | 4" x 5"     | 1                 | 10     |
| ZNG11512                                      | 4" x 5-1/2" | 1                 | 10     |
| ZNG116  | 4" x 6"     | 1                 | 10     |
| ZNG117  | 4" x 7"     | 1                 | 5      |
| ZNG118  | 4" x 8"     | 1                 | 5      |
| ZNG119  | 4" x 9"     | 1                 | 5      |
| ZNG1110                                       | 4" x 10"    | 1                 | 5      |
| ZNG1111                                       | 4" x 11"    | 1                 | 5      |
| ZNG1112                                       | 4" x 12"    | 1                 | 5      |
| ZNG12CL                                       | 5" x Close  | 1                 | 10     |
| ZNG124  | 5" x 4"     | 1                 | 6      |
| ZNG126  | 5" x 6"     | 1                 | 4      |
| ZNG128  | 5" x 8"     | 1                 | 3      |
| ZNG1212                                       | 5" x 12"    | 1                 | 3      |
| ZNG13CL                                       | 6" x Close  | 1                 | 9      |
| ZNG134  | 6" x 4"     | 1                 | 6      |
| ZNG136  | 6" x 6"     | 1                 | 4      |
| ZNG137  | 6" x 7"     | 1                 | 2      |
| ZNG138  | 6" x 8"     | 1                 | 2      |
| ZNG139  | 6" x 9"     | 1                 | 2      |
| ZNG1310                                       | 6" x 10"    | 1                 | 2      |
| ZNG1312                                       | 6" x 12"    | 1                 | 2      |

| MODEL NUMBER                                       | SIZE        | CARTON QUANTITIES |        |
|--|-------------|-------------------|--------|
|  |             | INNER             | MASTER |
| <b>Galvanized Right/Left Nipples - Schedule 40</b> |             |                   |        |
| NRLG034  | 1/2" x 4"   | 25                | 300    |
| NRLG044  | 3/4" x 4"   | 25                | 150    |
| NRLG054  | 1" x 4"     | 25                | 150    |
| NRLG064  | 1-1/4" x 4" | 5                 | 90     |
| NRLG074  | 1-1/2" x 4" | 5                 | 90     |
| NRLG084  | 2" x 4"     | 5                 | 40     |

# BLACK - SCHEDULE 40 | Pre-Cut Pipe - Welded Steel



- Meets or Exceeds All Applicable ASTM & ANSI Standards
  - Stocked in Sizes 1/8" - 6" Diameter
  - Speciality Items such as Toe Nipples are Available
- Available in Long Lengths up to 10 ft.
  - Various Assortments in Stock
  - Lead Free

Pre-Cut Pipe - Welded Steel

| CARTON QUANTITIES                       |             |       |        |
|---|-------------|-------|--------|
| MODEL NUMBER                            | SIZE        | INNER | MASTER |
| <b>Black Pre-Cut Pipe - Schedule 40</b> |             |       |        |
| NB0114                                  | 1/4" x 14"  | 1     | 25     |
| NB0124                                  | 1/4" x 24"  | 1     | 5      |
| NB0136                                  | 1/4" x 36"  | 1     | 5      |
| NB0148                                  | 1/4" x 48"  | 1     | 5      |
| NB0218                                  | 3/8" x 18"  | 1     | 5      |
| NB0224                                  | 3/8" x 24"  | 1     | 5      |
| NB0230                                  | 3/8" x 30"  | 1     | 5      |
| NB0236                                  | 3/8" x 36"  | 1     | 5      |
| NB0248                                  | 3/8" x 48"  | 1     | 5      |
| NB02120                                 | 3/8" x 120" | 1     | 5      |
| NB0313                                  | 1/2" x 13"  | 1     | 5      |
| NB0314                                  | 1/2" x 14"  | 1     | 5      |
| NB0315                                  | 1/2" x 15"  | 1     | 5      |
| NB0316                                  | 1/2" x 16"  | 1     | 5      |
| NB0318                                  | 1/2" x 18"  | 1     | 5      |
| NB0320                                  | 1/2" x 20"  | 1     | 5      |
| NB0321                                  | 1/2" x 21"  | 1     | 5      |
| NB0322                                  | 1/2" x 22"  | 1     | 5      |
| NB0324                                  | 1/2" x 24"  | 1     | 5      |
| NB0327                                  | 1/2" x 27"  | 1     | 5      |
| NB0330                                  | 1/2" x 30"  | 1     | 5      |
| NB0336                                  | 1/2" x 36"  | 1     | 5      |
| NB0342                                  | 1/2" x 42"  | 1     | 5      |
| NB0348                                  | 1/2" x 48"  | 1     | 5      |
| NB0360                                  | 1/2" x 60"  | 1     | 5      |
| NB0372                                  | 1/2" x 72"  | 1     | 5      |
| NB0414                                  | 3/4" x 14"  | 1     | 1      |
| NB0415                                  | 3/4" x 15"  | 1     | 5      |
| NB0416                                  | 3/4" x 16"  | 1     | 1      |
| NB0418                                  | 3/4" x 18"  | 1     | 5      |
| NB0422                                  | 3/4" x 22"  | 1     | 5      |
| NB0424                                  | 3/4" x 24"  | 1     | 5      |
| NB0426                                  | 3/4" x 26"  | 1     | 5      |
| NB0430                                  | 3/4" x 30"  | 1     | 5      |
| NB0436                                  | 3/4" x 36"  | 1     | 5      |
| NB0442                                  | 3/4" x 42"  | 1     | 5      |
| NB0448                                  | 3/4" x 48"  | 1     | 5      |
| NB0454                                  | 3/4" x 54"  | 1     | 5      |

| CARTON QUANTITIES                       |              |       |        |
|---|--------------|-------|--------|
| MODEL NUMBER                            | SIZE         | INNER | MASTER |
| <b>Black Pre-Cut Pipe - Schedule 40</b> |              |       |        |
| NB0460                                  | 3/4" x 60"   | 1     | 5      |
| NB0472                                  | 3/4" x 72"   | 1     | 5      |
| NB0513                                  | 1" x 13"     | 1     | 3      |
| NB0514                                  | 1" x 14"     | 1     | 3      |
| NB0515                                  | 1" x 15"     | 1     | 3      |
| NB0516                                  | 1" x 16"     | 1     | 3      |
| NB0518                                  | 1" x 18"     | 1     | 3      |
| NB0520                                  | 1" x 20"     | 1     | 3      |
| NB0524                                  | 1" x 24"     | 1     | 3      |
| NB0530                                  | 1" x 30"     | 1     | 3      |
| NB0536                                  | 1" x 36"     | 1     | 3      |
| NB0542                                  | 1" x 42"     | 1     | 3      |
| NB0548                                  | 1" x 48"     | 1     | 3      |
| NB0554                                  | 1" x 54"     | 1     | 3      |
| NB0560                                  | 1" x 60"     | 1     | 3      |
| NB0572                                  | 1" x 72"     | 1     | 3      |
| NB0613                                  | 1-1/4" x 13" | 1     | 5      |
| NB0614                                  | 1-1/4" x 14" | 1     | 3      |
| NB0616                                  | 1-1/4" x 16" | 1     | 3      |
| NB0618                                  | 1-1/4" x 18" | 1     | 3      |
| NB0624                                  | 1-1/4" x 24" | 1     | 3      |
| NB0630                                  | 1-1/4" x 30" | 1     | 3      |
| NB0636                                  | 1-1/4" x 36" | 1     | 3      |
| NB0642                                  | 1-1/4" x 42" | 1     | 3      |
| NB0648                                  | 1-1/4" x 48" | 1     | 3      |
| NB0660                                  | 1-1/4" x 60" | 1     | 3      |
| NB0672                                  | 1-1/4" x 72" | 1     | 3      |
| NB0716                                  | 1-1/2" x 16" | 1     | 3      |
| NB0718                                  | 1-1/2" x 18" | 1     | 3      |
| NB0724                                  | 1-1/2" x 24" | 1     | 3      |
| NB0730                                  | 1-1/2" x 30" | 1     | 3      |
| NB0736                                  | 1-1/2" x 36" | 1     | 3      |
| NB0742                                  | 1-1/2" x 42" | 1     | 3      |
| NB0748                                  | 1-1/2" x 48" | 1     | 3      |
| NB0760                                  | 1-1/2" x 60" | 1     | 3      |
| NB0772                                  | 1-1/2" x 72" | 1     | 3      |
| NB0814                                  | 2" x 14"     | 1     | 3      |

# Pre-Cut Pipe - Welded Steel | SCHEDULE 40 - BLACK


- Meets or Exceeds All Applicable ASTM & ANSI Standards
- Speciality Items such as Toe Nipples are Available
- Stocked in Sizes 1/8" - 6" Diameter
- Available in Long Lengths up to 10 ft.
- Various Assortments in Stock
- Lead Free



Pre-Cut Welded Steel

| MODEL NUMBER                             | SIZE         | CARTON QUANTITIES |        |
|--|--------------|-------------------|--------|
|  |              | INNER             | MASTER |
| <b>Black Steel Nipples - Schedule 40</b> |              |                   |        |
| NB0815                                   | 2" x 15"     | 1                 | 3      |
| NB0816                                   | 2" x 16"     | 1                 | 3      |
| NB0818                                   | 2" x 18"     | 1                 | 3      |
| NB0824                                   | 2" x 24"     | 1                 | 3      |
| NB0828                                   | 2" x 28"     | 1                 | 3      |
| NB0830                                   | 2" x 30"     | 1                 | 3      |
| NB0836                                   | 2" x 36"     | 1                 | 3      |
| NB0842                                   | 2" x 42"     | 1                 | 3      |
| NB0848                                   | 2" x 48"     | 1                 | 3      |
| NB0860                                   | 2" x 60"     | 1                 | 3      |
| NB0872                                   | 2" x 72"     | 1                 | 3      |
| NB0918                                   | 2-1/2" x 18" | 1                 | 3      |
| NB0924                                   | 2-1/2" x 24" | 1                 | 3      |
| NB0936                                   | 2-1/2" x 36" | 1                 | 3      |
| NB1018                                   | 3" x 18"     | 1                 | 3      |
| NB1024                                   | 3" x 24"     | 1                 | 3      |
| NB1030                                   | 3" x 30"     | 1                 | 3      |
| NB1040                                   | 3" x 40"     | 1                 | 2      |
| NB1036                                   | 3" x 36"     | 1                 | 3      |
| NB1048                                   | 3" x 48"     | 1                 | 3      |
| NB1118                                   | 4" x 18"     | 1                 | 2      |
| NB1124                                   | 4" x 24"     | 1                 | 2      |
| NB1130                                   | 4" x 30"     | 1                 | 2      |
| NB1136                                   | 4" x 36"     | 1                 | 2      |
| NB1148                                   | 4" x 48"     | 1                 | 2      |

## Nipple Rack - RACK 1/RACK 3





# GALVANIZED - SCHEDULE 40 | Pre-Cut Pipe - Welded Steel



- Meets or Exceeds All Applicable ASTM & ANSI Standards
  - Speciality Items such as Toe Nipples are Available
    - Stocked in Sizes 1/8" - 6" Diameter
    - Available in Long Lengths up to 10 ft.
    - Various Assortments in Stock
  - Lead Free

Pre-Cut Pipe - Welded Steel

| CARTON QUANTITIES                            |            |       |        |
|--|------------|-------|--------|
| MODEL NUMBER                                 | SIZE       | INNER | MASTER |
| <b>Galvanized Pre-Cut Pipe - Schedule 40</b> |            |       |        |
| NG0114                                       | 1/4" x 14" | 1     | 5      |
| NG0116                                       | 1/4" x 16" | 1     | 5      |
| NG0118                                       | 1/4" x 18" | 1     | 5      |
| NG0120                                       | 1/4" x 20" | 1     | 5      |
| NG0124                                       | 1/4" x 24" | 1     | 5      |
| NG0136                                       | 1/4" x 36" | 1     | 5      |
| NG0148                                       | 1/4" x 48" | 1     | 5      |
| NG0160                                       | 1/4" x 60" | 1     | 5      |
| NG0172                                       | 1/4" x 72" | 1     | 5      |
| NG0218                                       | 3/8" x 18" | 1     | 5      |
| NG0224                                       | 3/8" x 24" | 1     | 5      |
| NG0230                                       | 3/8" x 30" | 1     | 5      |
| NG0236                                       | 3/8" x 36" | 1     | 5      |
| NG0242                                       | 3/8" x 42" | 1     | 5      |
| NG0248                                       | 3/8" x 48" | 1     | 5      |
| NG0254                                       | 3/8" x 54" | 1     | 5      |
| NG0260                                       | 3/8" x 60" | 1     | 5      |
| NG0266                                       | 3/8" x 66" | 1     | 5      |
| NG0272                                       | 3/8" x 72" | 1     | 5      |
| NG0314                                       | 1/2" x 14" | 1     | 5      |
| NG0316                                       | 1/2" x 16" | 1     | 5      |
| NG0318                                       | 1/2" x 18" | 1     | 5      |
| NG0324                                       | 1/2" x 24" | 1     | 5      |
| NG0326                                       | 1/2" x 26" | 1     | 5      |
| NG0330                                       | 1/2" x 30" | 1     | 5      |
| NG0336                                       | 1/2" x 36" | 1     | 5      |
| NG0342                                       | 1/2" x 42" | 1     | 5      |
| NG0348                                       | 1/2" x 48" | 1     | 5      |
| NG0353                                       | 1/2" x 53" | 1     | 5      |
| NG0354                                       | 1/2" x 54" | 1     | 5      |
| NG0360                                       | 1/2" x 60" | 1     | 5      |
| NG0366                                       | 1/2" x 66" | 1     | 5      |
| NG0372                                       | 1/2" x 72" | 1     | 5      |
| NG0414                                       | 3/4" x 14" | 1     | 5      |
| NG0415                                       | 3/4" x 15" | 1     | 5      |
| NG0416                                       | 3/4" x 16" | 1     | 5      |
| NG0418                                       | 3/4" x 18" | 1     | 5      |

| CARTON QUANTITIES                            |              |       |        |
|--|--------------|-------|--------|
| MODEL NUMBER                                 | SIZE         | INNER | MASTER |
| <b>Galvanized Pre-Cut Pipe - Schedule 40</b> |              |       |        |
| NG0424                                       | 3/4" x 24"   | 1     | 5      |
| NG0430                                       | 3/4" x 30"   | 1     | 5      |
| NG0436                                       | 3/4" x 36"   | 1     | 5      |
| NG0440                                       | 3/4" x 40"   | 1     | 5      |
| NG0442                                       | 3/4" x 42"   | 1     | 5      |
| NG0448                                       | 3/4" x 48"   | 1     | 5      |
| NG0454                                       | 3/4" x 54"   | 1     | 5      |
| NG0460                                       | 3/4" x 60"   | 1     | 5      |
| NG0472                                       | 3/4" x 72"   | 1     | 5      |
| NG0514                                       | 1" x 14"     | 1     | 3      |
| NG0515                                       | 1" x 15"     | 1     | 3      |
| NG0516                                       | 1" x 16"     | 1     | 3      |
| NG0518                                       | 1" x 18"     | 1     | 3      |
| NG0520                                       | 1" x 20"     | 1     | 3      |
| NG0524                                       | 1" x 24"     | 1     | 3      |
| NG0530                                       | 1" x 30"     | 1     | 3      |
| NG0536                                       | 1" x 36"     | 1     | 3      |
| NG0542                                       | 1" x 42"     | 1     | 3      |
| NG0548                                       | 1" x 48"     | 1     | 3      |
| NG0554                                       | 1" x 54"     | 1     | 3      |
| NG0560                                       | 1" x 60"     | 1     | 3      |
| NG0572                                       | 1" x 72"     | 1     | 3      |
| NG0614                                       | 1-1/4" x 14" | 1     | 3      |
| NG0615                                       | 1-1/4" x 15" | 1     | 3      |
| NG0618                                       | 1-1/4" x 18" | 1     | 3      |
| NG0624                                       | 1-1/4" x 24" | 1     | 3      |
| NG0630                                       | 1-1/4" x 30" | 1     | 3      |
| NG0636                                       | 1-1/4" x 36" | 1     | 3      |
| NG0648                                       | 1-1/4" x 48" | 1     | 3      |
| NG0660                                       | 1-1/4" x 60" | 1     | 3      |
| NG0672                                       | 1-1/4" x 72" | 1     | 3      |
| NG0714                                       | 1-1/2" x 14" | 1     | 3      |
| NG0718                                       | 1-1/2" x 18" | 1     | 3      |
| NG0724                                       | 1-1/2" x 24" | 1     | 3      |
| NG0730                                       | 1-1/2" x 30" | 1     | 3      |
| NG0736                                       | 1-1/2" x 36" | 1     | 3      |
| NG0742                                       | 1-1/2" x 42" | 1     | 3      |



# Pre-Cut Pipe - Welded Steel | SCHEDULE 40 - GALVANIZED

- Meets or Exceeds All Applicable ASTM & ANSI Standards
- Stocked in Sizes 1/8" - 6" Diameter
- Speciality Items such as Toe Nipples are Available
- Available in Long Lengths up to 10 ft.
- Various Assortments in Stock
- Lead Free



Pre-Cut Welded Steel

| MODEL NUMBER                                 | SIZE         | CARTON QUANTITIES |        |
|--|--------------|-------------------|--------|
|  |              | INNER             | MASTER |
| <b>Galvanized Pre-Cut Pipe - Schedule 40</b> |              |                   |        |
| NG0748                                       | 1-1/2" x 48" | 1                 | 3      |
| NG0760                                       | 1-1/2" x 60" | 1                 | 3      |
| NG0772                                       | 1-1/2" x 72" | 1                 | 3      |
| NG0818                                       | 2" x 18"     | 1                 | 3      |
| NG0824                                       | 2" x 24"     | 1                 | 3      |
| NG0830                                       | 2" x 30"     | 1                 | 3      |
| NG0836                                       | 2" x 36"     | 1                 | 3      |
| NG0842                                       | 2" x 42"     | 1                 | 3      |
| NG0848                                       | 2" x 48"     | 1                 | 3      |
| NG0860                                       | 2" x 60"     | 1                 | 3      |
| NG0872                                       | 2" x 72"     | 1                 | 3      |
| NG0918                                       | 2-1/2" x 18" | 1                 | 3      |
| NG0924                                       | 2-1/2" x 24" | 1                 | 3      |
| NG0930                                       | 2-1/2" x 30" | 1                 | 3      |
| NG0936                                       | 2-1/2" x 36" | 1                 | 3      |
| NG0948                                       | 2-1/2" x 48" | 1                 | 3      |
| NG0972                                       | 2-1/2" x 72" | 1                 | 3      |
| NG1018                                       | 3" x 18"     | 1                 | 3      |
| NG1024                                       | 3" x 24"     | 1                 | 3      |
| NG1030                                       | 3" x 30"     | 1                 | 3      |
| NG1036                                       | 3" x 36"     | 1                 | 3      |
| NG1048                                       | 3" x 48"     | 1                 | 3      |
| NG1060                                       | 3" x 60"     | 1                 | 3      |
| NG1072                                       | 3" x 72"     | 1                 | 3      |
| NG1114                                       | 4" x 14"     | 1                 | 2      |
| NG1118                                       | 4" x 18"     | 1                 | 2      |
| NG1124                                       | 4" x 24"     | 1                 | 2      |
| NG1130                                       | 4" x 30"     | 1                 | 2      |
| NG1136                                       | 4" x 36"     | 1                 | 2      |
| NG1148                                       | 4" x 48"     | 1                 | 2      |
| NG1160                                       | 4" x 60"     | 1                 | 2      |
| NG1172                                       | 4" x 72"     | 1                 | 2      |
| NG1318                                       | 6" x 18"     | 1                 | 2      |
| NG1324                                       | 6" x 24"     | 1                 | 2      |


| MODEL NUMBER                       | SIZE | CARTON QUANTITIES |        |
|------------------------------------|------|-------------------|--------|
|                                    |      | INNER             | MASTER |
| <b>Nipple Rack - RACK 1/RACK 3</b> |      |                   |        |
|                                    |      |                   |        |

# BLACK & GALVANIZED | Steel Pipe Nipples - Assortment

Steel Pipe Nipple Assortment  
Schedule 40



Steel Pipe Nipple Assortment  
Schedule 80



- Meets or Exceeds All Applicable ASTM & ANSI Standards
- Schedule 40 & Schedule 80
- Stocked in Sizes 1/8" - 6" Diameter
- Available in Long Lengths up to 10 ft.
- Various Assortments in Stock
- Lead Free

Boiler Headers



| CARTON QUANTITIES                                 |                   |       |        |
|---|-------------------|-------|--------|
| MODEL NUMBER                                      | SIZE              | INNER | MASTER |
| <b>Steel Pipe Nipple Assortment - Schedule 40</b> |                   |       |        |
| <i>100 PIECE ASSORTMENT - CLOSE TO 6"</i>         |                   |       |        |
| ZNB03AS100  | 1/2" Black        | 1     | 1      |
| ZNG03AS100  | 1/2" Galvanized   | 1     | 1      |
| ZNB04AS100  | 3/4" Black        | 1     | 1      |
| ZNG04AS100  | 3/4" Galvanized   | 1     | 1      |
| <i>75 PIECE ASSORTMENT - CLOSE TO 6"</i>          |                   |       |        |
| ZNG05AS75   | 1" Galvanized     | 1     | 1      |
| <i>66 PIECE ASSORTMENT - CLOSE TO 6"</i>          |                   |       |        |
| ZNB03AS66   | 1/2" Black        | 1     | 1      |
| ZNG03AS66   | 1/2" Galvanized   | 1     | 1      |
| ZNB04AS66   | 3/4" Black        | 1     | 1      |
| ZNG04AS66   | 3/4" Galvanized   | 1     | 1      |
| <i>60 PIECE ASSORTMENT - CLOSE TO 6"</i>          |                   |       |        |
| ZNB05AS60   | 1" Black          | 1     | 1      |
| ZNG05AS60   | 1" Galvanized     | 1     | 1      |
| ZNB06AS60   | 1-1/4" Black      | 1     | 1      |
| ZNG06AS60   | 1-1/4" Galvanized | 1     | 1      |
| ZNB07AS60   | 1-1/2" Black      | 1     | 1      |
| ZNG07AS60   | 1-1/2" Galvanized | 1     | 1      |
| <i>54 PIECE ASSORTMENT - CLOSE TO 6"</i>          |                   |       |        |
| ZNB08AS54   | 2" Black          | 1     | 1      |
| <i>25 PIECE ASSORTMENT - CLOSE TO 6"</i>          |                   |       |        |
| ZNB03AS25   | 1/2" Black        | 1     | 1      |
| ZNG03AS25   | 1/2" Galvanized   | 1     | 1      |
| ZNB04AS25   | 3/4" Black        | 1     | 1      |
| ZNG04AS25   | 3/4" Galvanized   | 1     | 1      |
| ZNB05AS25   | 1" Black          | 1     | 1      |
| ZNG05AS25   | 1" Galvanized     | 1     | 1      |
| <i>11 PIECE STANDARD RUN - CLOSE TO 6"</i>        |                   |       |        |
| ZNB03AS11   | 1/2" Black        | 1     | 1      |
| ZNG03AS11   | 1/2" Galvanized   | 1     | 1      |
| ZNB04AS11   | 3/4" Black        | 1     | 1      |
| ZNG04AS11   | 3/4" Galvanized   | 1     | 1      |
| ZNG05AS11   | 1" Galvanized     | 1     | 1      |
| <i>10 PIECE STANDARD RUN - CLOSE TO 6"</i>        |                   |       |        |
| ZNB05AS10   | 1" Black          | 1     | 1      |
| ZNG05AS10   | 1" Galvanized     | 1     | 1      |
| ZNB06AS10   | 1-1/4" Black      | 1     | 1      |
| ZNG06AS10   | 1-1/4" Galvanized | 1     | 1      |
| ZNB07AS10   | 1-1/2" Black      | 1     | 1      |
| ZNG07AS10   | 1-1/2" Galvanized | 1     | 1      |
| <i>9 PIECE STANDARD RUN - CLOSE TO 6"</i>         |                   |       |        |
| ZNB08AS9  | 2" Black          | 1     | 1      |
| ZNG08AS9  | 2" Galvanized     | 1     | 1      |
| <i>17 PIECE STANDARD RUN - CLOSE TO 12"</i>       |                   |       |        |
| ZNB03AS17   | 1/2" Black        | 1     | 1      |
| ZNB04AS17   | 3/4" Black        | 1     | 1      |

| CARTON QUANTITIES                                |                                |       |        |
|--|--------------------------------|-------|--------|
| MODEL NUMBER                                     | SIZE                           | INNER | MASTER |
| <b>Steel Pipe Nipple Assortment- Schedule 40</b> |                                |       |        |
| <i>16 PIECE STANDARD RUN - CLOSE TO 12"</i>      |                                |       |        |
| ZNB05AS16  | 1" Black                       | 1     | 1      |
| ZNB06AS16  | 1-1/4" Black                   | 1     | 1      |
| ZNB07AS16  | 1-1/2" Black                   | 1     | 1      |
| <b>Steel Pipe Nipple Assortment- Schedule 80</b> |                                |       |        |
| <i>11 PIECE STANDARD RUN - CLOSE TO 6"</i>       |                                |       |        |
| NXB03AS11  | 1/2" Black                     | 1     | 1      |
| NXB04AS11  | 3/4" Black                     | 1     | 1      |
| <i>10 PIECE STANDARD RUN - CLOSE TO 6"</i>       |                                |       |        |
| NXB05AS10  | 1" Black                       | 1     | 1      |
| NXB06AS10  | 1-1/4" Black                   | 1     | 1      |
| NXB07AS10  | 1-1/2" Black                   | 1     | 1      |
| <i>9 PIECE STANDARD RUN - CLOSE TO 6"</i>        |                                |       |        |
| NXB08AS9   | 2" Black                       | 1     | 1      |
| <b>Boiler Headers</b>                            |                                |       |        |
| <i>2 ZONE - 12" LONG</i>                         |                                |       |        |
| BH2Z0604   | 1-1/4" x 3/4"                  | 1     | 18     |
| BH2Z0605   | 1-1/4" x 1"                    | 1     | 18     |
| BH2Z0704   | 1-1/2" x 3/4"                  | 1     | 12     |
| BH2Z0705   | 1-1/2" x 1"                    | 1     | 12     |
| <i>3 ZONE - 18" LONG</i>                         |                                |       |        |
| BH3Z0604   | 1-1/4" x 3/4"                  | 1     | 12     |
| BH3Z0605   | 1-1/4" x 1"                    | 1     | 12     |
| BH3Z0704   | 1-1/2" x 3/4"                  | 1     | 8      |
| BH3Z0705   | 1-1/2" x 1"                    | 1     | 8      |
| <i>4 ZONE - 24" LONG</i>                         |                                |       |        |
| BH4Z0604   | 1-1/4" x 3/4"                  | 1     | 9      |
| BH4Z0605   | 1-1/4" x 1" - 24"              | 1     | 9      |
| BH4Z060405                                       | 1-1/4" w 3-3/4" & 1-1" Outlets | 1     | 9      |
| BH4Z0704   | 1-1/2" x 3/4"                  | 1     | 6      |
| BH4Z0705   | 1-1/2" x 1"                    | 1     | 6      |

# Nipples - Welded Steel | SCHEDULE 80 - EXTRA HEAVY - BLACK

- Meets or Exceeds All Applicable ASTM & ANSI Standards
- Stocked in Sizes 1/8" - 4" Diameter
- Schedule 80
- Lead Free



| CARTON QUANTITIES                        |               |       |        |
|--|---------------|-------|--------|
| MODEL NUMBER                             | SIZE          | INNER | MASTER |
| <b>Black Steel Nipples - Schedule 80</b> |               |       |        |
| NXB00CL                                  | 1/8" x CLOSE  | 25    | 600    |
| NXB00112                                 | 1/8" x 1-1/2" | 25    | 600    |
| NXB002                                   | 1/8" x 2"     | 25    | 600    |
| NXB00212                                 | 1/8" x 2-1/2" | 25    | 600    |
| NXB003                                   | 1/8" x 3"     | 25    | 600    |
| NXB00312                                 | 1/8" x 3-1/2" | 25    | 600    |
| NXB004                                   | 1/8" x 4"     | 25    | 400    |
| NXB00412                                 | 1/8" x 4-1/2" | 25    | 400    |
| NXB005                                   | 1/8" x 5"     | 25    | 400    |
| NXB00512                                 | 1/8" x 5-1/2" | 25    | 300    |
| NXB006                                   | 1/8" x 6"     | 25    | 300    |
| NXB007                                   | 1/8" x 7"     | 25    | 200    |
| NXB008                                   | 1/8" x 8"     | 25    | 200    |
| NXB009                                   | 1/8" x 9"     | 25    | 200    |
| NXB0010                                  | 1/8" x 10"    | 25    | 150    |
| NXB0011                                  | 1/8" x 11"    | 25    | 150    |
| NXB0012                                  | 1/8" x 12"    | 25    | 150    |
| NXB01CL                                  | 1/4" x CLOSE  | 25    | 600    |
| NXB01112                                 | 1/4" x 1-1/2" | 25    | 600    |
| NXB012                                   | 1/4" x 2"     | 25    | 600    |
| NXB01212                                 | 1/4" x 2-1/2" | 25    | 400    |
| NXB013                                   | 1/4" x 3"     | 25    | 400    |
| NXB01312                                 | 1/4" x 3-1/2" | 25    | 400    |
| NXB014                                   | 1/4" x 4"     | 25    | 300    |
| NXB01412                                 | 1/4" x 4-1/2" | 25    | 300    |
| NXB015                                   | 1/4" x 5"     | 25    | 300    |
| NXB01512                                 | 1/4" x 5-1/2" | 25    | 200    |
| NXB016                                   | 1/4" x 6"     | 25    | 200    |
| NXB017                                   | 1/4" x 7"     | 25    | 200    |
| NXB018                                   | 1/4" x 8"     | 25    | 150    |
| NXB019                                   | 1/4" x 9"     | 25    | 150    |
| NXB0110                                  | 1/4" x 10"    | 25    | 100    |
| NXB0112                                  | 1/4" x 12"    | 25    | 100    |
| NXB02CL                                  | 3/8" x CLOSE  | 25    | 600    |
| NXB02112                                 | 3/8" x 1-1/2" | 25    | 600    |
| NXB022                                   | 3/8" x 2"     | 25    | 400    |
| NXB02212                                 | 3/8" x 2-1/2" | 25    | 400    |
| NXB023                                   | 3/8" x 3"     | 25    | 300    |
| NXB02312                                 | 3/8" x 3-1/2" | 25    | 300    |
| NXB024                                   | 3/8" x 4"     | 25    | 200    |

| CARTON QUANTITIES                        |               |       |        |
|--|---------------|-------|--------|
| MODEL NUMBER                             | SIZE          | INNER | MASTER |
| <b>Black Steel Nipples - Schedule 80</b> |               |       |        |
| NXB02412                                 | 3/8" x 4-1/2" | 25    | 200    |
| NXB025                                   | 3/8" x 5"     | 25    | 200    |
| NXB02512                                 | 3/8" x 5-1/2" | 25    | 150    |
| NXB026                                   | 3/8" x 6"     | 25    | 150    |
| NXB027                                   | 3/8" x 7"     | 25    | 150    |
| NXB028                                   | 3/8" x 8"     | 25    | 100    |
| NXB029                                   | 3/8" x 9"     | 25    | 100    |
| NXB0210                                  | 3/8" x 10"    | 25    | 100    |
| NXB0211                                  | 3/8" x 11"    | 25    | 75     |
| NXB0212                                  | 3/8" x 12"    | 25    | 75     |
| NXB03CL                                  | 1/2" x CLOSE  | 25    | 400    |
| NXB03112                                 | 1/2" x 1-1/2" | 25    | 400    |
| NXB032                                   | 1/2" x 2"     | 25    | 300    |
| NXB03212                                 | 1/2" x 2-1/2" | 25    | 300    |
| NXB033                                   | 1/2" x 3"     | 25    | 200    |
| NXB03312                                 | 1/2" x 3-1/2" | 25    | 200    |
| NXB034                                   | 1/2" x 4"     | 25    | 150    |
| NXB03412                                 | 1/2" x 4-1/2" | 25    | 150    |
| NXB035                                   | 1/2" x 5"     | 25    | 150    |
| NXB03512                                 | 1/2" x 5-1/2" | 25    | 100    |
| NXB036                                   | 1/2" x 6"     | 25    | 100    |
| NXB037                                   | 1/2" x 7"     | 25    | 100    |
| NXB038                                   | 1/2" x 8"     | 25    | 75     |
| NXB039                                   | 1/2" x 9"     | 25    | 75     |
| NXB0310                                  | 1/2" x 10"    | 25    | 50     |
| NXB0311                                  | 1/2" x 11"    | 25    | 50     |
| NXB0312                                  | 1/2" x 12"    | 25    | 50     |
| NXB04CL                                  | 3/4" x CLOSE  | 25    | 300    |
| NXB04112                                 | 3/4" x 1-1/2" | 25    | 300    |
| NXB042                                   | 3/4" x 2"     | 25    | 200    |
| NXB04212                                 | 3/4" x 2-1/2" | 25    | 200    |
| NXB043                                   | 3/4" x 3"     | 25    | 150    |
| NXB04312                                 | 3/4" x 3-1/2" | 25    | 150    |
| NXB044                                   | 3/4" x 4"     | 25    | 100    |
| NXB04412                                 | 3/4" x 4-1/2" | 25    | 100    |
| NXB045                                   | 3/4" x 5"     | 25    | 100    |
| NXB04514                                 | 3/4" x 5-14"  | 25    | 25     |
| NXB04512                                 | 3/4" x 5-1/2" | 25    | 75     |
| NXB046                                   | 3/4" x 6"     | 25    | 75     |
| NXB04612                                 | 3/4" x 6-1/2" | 25    | 100    |

# SCHEDULE 80 - EXTRA HEAVY - BLACK | Nipples - Welded Steel

| MODEL NUMBER                             | SIZE            | CARTON QUANTITIES |        |
|--|-----------------|-------------------|--------|
|  |                 | INNER             | MASTER |
| <b>Black Steel Nipples - Schedule 80</b> |                 |                   |        |
| NXB047                                   | 3/4" x 7"       | 25                | 75     |
| NXB04712                                 | 3/4" x 7-1/2"   | 25                | 75     |
| NXB048                                   | 3/4" x 8"       | 25                | 50     |
| NXB049                                   | 3/4" x 9"       | 25                | 50     |
| NXB04912                                 | 3/4" x 9-1/2"   | 25                | 50     |
| NXB0410                                  | 3/4" x 10"      | 25                | 50     |
| NXB0411                                  | 3/4" x 11"      | 25                | 50     |
| NXB0412                                  | 3/4" x 12"      | 25                | 50     |
| NXB05CL                                  | 1" x CLOSE      | 25                | 150    |
| NXB052                                   | 1" x 2"         | 25                | 150    |
| NXB05212                                 | 1" x 2-1/2"     | 25                | 100    |
| NXB053                                   | 1" x 3"         | 25                | 100    |
| NXB05312                                 | 1" x 3-1/2"     | 25                | 100    |
| NXB05334                                 | 1" x 3-3/4"     | 25                | 25     |
| NXB054                                   | 1" x 4"         | 25                | 75     |
| NXB05412                                 | 1" x 4-1/2"     | 25                | 75     |
| NXB055                                   | 1" x 5"         | 25                | 75     |
| NXB05512                                 | 1" x 5-1/2"     | 25                | 50     |
| NXB056                                   | 1" x 6"         | 25                | 50     |
| NXB057                                   | 1" x 7"         | 1                 | 25     |
| NXB058                                   | 1" x 8"         | 1                 | 25     |
| NXB059                                   | 1" x 9"         | 1                 | 25     |
| NXB0510                                  | 1" x 10"        | 1                 | 25     |
| NXB0511                                  | 1" x 11"        | 1                 | 25     |
| NXB0512                                  | 1" x 12"        | 1                 | 25     |
| NXB06CL                                  | 1-1/4" x CLOSE  | 25                | 100    |
| NXB062                                   | 1-1/4" x 2"     | 25                | 100    |
| NXB06212                                 | 1-1/4" x 2-1/2" | 25                | 100    |
| NXB063                                   | 1-1/4" x 3"     | 25                | 75     |
| NXB06312                                 | 1-1/4" x 3-1/2" | 25                | 75     |
| NXB06334                                 | 1-1/4" x 3-3/4" | 25                | 25     |
| NXB064                                   | 1-1/4" x 4"     | 5                 | 75     |
| NXB06412                                 | 1-1/4" x 4-1/2" | 25                | 50     |
| NXB065                                   | 1-1/4" x 5"     | 25                | 50     |
| NXB06512                                 | 1-1/4" x 5-1/2" | 25                | 50     |
| NXB066                                   | 1-1/4" x 6"     | 25                | 50     |
| NXB067                                   | 1-1/4" x 7"     | 1                 | 25     |
| NXB068                                   | 1-1/4" x 8"     | 1                 | 25     |
| NXB069                                   | 1-1/4" x 9"     | 1                 | 25     |
| NXB0610                                  | 1-1/4" x 10"    | 1                 | 25     |
| NXB0611                                  | 1-1/4" x 11"    | 1                 | 25     |
| NXB0612                                  | 1-1/4" x 12"    | 1                 | 25     |
| NXB07CL                                  | 1-1/2" x CLOSE  | 25                | 75     |
| NXB072                                   | 1-1/2" x 2"     | 25                | 75     |
| NXB07212                                 | 1-1/2" x 2-1/2" | 25                | 75     |
| NXB073                                   | 1-1/2" x 3"     | 25                | 50     |
| NXB07312                                 | 1-1/2" x 3-1/2" | 25                | 50     |
| NXB074                                   | 1-1/2" x 4"     | 25                | 50     |
| NXB07412                                 | 1-1/2" x 4-1/2" | 1                 | 25     |
| NXB075                                   | 1-1/2" x 5"     | 1                 | 25     |
| NXB07512                                 | 1-1/2" x 5-1/2" | 1                 | 25     |
| NXB076                                   | 1-1/2" x 6"     | 1                 | 25     |
| NXB077                                   | 1-1/2" x 7"     | 1                 | 25     |
| NXB078                                   | 1-1/2" x 8"     | 1                 | 25     |
| NXB079                                   | 1-1/2" x 9"     | 1                 | 25     |


| MODEL NUMBER                             | SIZE            | CARTON QUANTITIES |        |
|--|-----------------|-------------------|--------|
|  |                 | INNER             | MASTER |
| <b>Black Steel Nipples - Schedule 80</b> |                 |                   |        |
| NXB0710                                  | 1-1/2" x 10"    | 1                 | 25     |
| NXB0711                                  | 1-1/2" x 11"    | 1                 | 25     |
| NXB0712                                  | 1-1/2" x 12"    | 1                 | 25     |
| NXB08CL                                  | 2" x CLOSE      | 25                | 50     |
| NXB08212                                 | 2" x 2-1/2"     | 25                | 50     |
| NXB083                                   | 2" x 3"         | 1                 | 25     |
| NXB08312                                 | 2" x 3-1/2"     | 1                 | 25     |
| NXB084                                   | 2" x 4"         | 1                 | 25     |
| NXB08412                                 | 2" x 4-1/2"     | 1                 | 25     |
| NXB085                                   | 2" x 5"         | 1                 | 25     |
| NXB08512                                 | 2" x 5-1/2"     | 1                 | 25     |
| NXB086                                   | 2" x 6"         | 1                 | 25     |
| NXB087                                   | 2" x 7"         | 1                 | 10     |
| NXB088                                   | 2" x 8"         | 1                 | 10     |
| NXB089                                   | 2" x 9"         | 1                 | 10     |
| NXB0810                                  | 2" x 10"        | 1                 | 10     |
| NXB0811                                  | 2" x 11"        | 1                 | 10     |
| NXB0812                                  | 2" x 12"        | 1                 | 10     |
| NXB09CL                                  | 2-1/2" x CLOSE  | 10                | 40     |
| NXB093                                   | 2-1/2" x 3"     | 10                | 40     |
| NXB09312                                 | 2-1/2" x 3-1/2" | 10                | 30     |
| NXB094                                   | 2-1/2" x 4"     | 10                | 30     |
| NXB09412                                 | 2-1/2" x 4-1/2" | 10                | 20     |
| NXB095                                   | 2-1/2" x 5"     | 10                | 20     |
| NXB09512                                 | 2-1/2" x 5-1/2" | 10                | 20     |
| NXB096                                   | 2-1/2" x 6"     | 10                | 20     |
| NXB097                                   | 2-1/2" x 7"     | 1                 | 10     |
| NXB098                                   | 2-1/2" x 8"     | 1                 | 10     |
| NXB099                                   | 2-1/2" x 9"     | 1                 | 10     |
| NXB0910                                  | 2-1/2" x 10"    | 1                 | 5      |
| NXB0911                                  | 2-1/2" x 11"    | 1                 | 5      |
| NXB0912                                  | 2-1/2" x 12"    | 1                 | 5      |
| NXB10CL                                  | 3" x CLOSE      | 10                | 30     |
| NXB103                                   | 3" x 3"         | 10                | 30     |
| NXB10312                                 | 3" x 3-1/2"     | 10                | 20     |
| NXB104                                   | 3" x 4"         | 10                | 20     |
| NXB10412                                 | 3" x 4-1/2"     | 1                 | 10     |
| NXB105                                   | 3" x 5"         | 1                 | 10     |
| NXB10512                                 | 3" x 5-1/2"     | 1                 | 10     |
| NXB106                                   | 3" x 6"         | 1                 | 10     |
| NXB107                                   | 3" x 7"         | 1                 | 5      |
| NXB108                                   | 3" x 8"         | 1                 | 5      |
| NXB109                                   | 3" x 9"         | 1                 | 5      |
| NXB1010                                  | 3" x 10"        | 1                 | 5      |
| NXB1011                                  | 3" x 11"        | 1                 | 5      |
| NXB1012                                  | 3" x 12"        | 1                 | 5      |
| NXB11CL                                  | 4" x CLOSE      | 5                 | 20     |
| NXB114                                   | 4" x 4"         | 5                 | 10     |
| NXB11412                                 | 4" x 4-1/2"     | 5                 | 10     |
| NXB115                                   | 4" x 5"         | 5                 | 10     |
| NXB11512                                 | 4" x 5-1/2"     | 5                 | 10     |
| NXB116                                   | 4" x 6"         | 5                 | 10     |
| NXB118                                   | 4" x 8"         | 1                 | 5      |
| NXB1110                                  | 4" x 10"        | 1                 | 5      |
| NXB1112                                  | 4" x 12"        | 1                 | 5      |

Nipples - Welded Steel



# Nipples - Welded Steel | SCHEDULE 80 - EXTRA HEAVY - GALVANIZED

- Meets or Exceeds All Applicable ASTM & ANSI Standards
- Stocked in Sizes 1/8" - 4" Diameter
- Schedule 80
- Lead Free



| MODEL NUMBER                                  | SIZE          | CARTON QUANTITIES |        |
|---|---------------|-------------------|--------|
|   |               | INNER             | MASTER |
| <b>Galvanized Steel Nipples - Schedule 80</b> |               |                   |        |
| NXG00CL                                       | 1/8" x CLOSE  | 25                | 600    |
| NXG013  | 1/4" x 3"     | 25                | 400    |
| NXG02212                                      | 3/8" x 2-1/2" | 25                | 450    |
| NXG02312                                      | 3/8" x 3-1/2" | 25                | 450    |
| NXG024  | 3/8" x 4"     | 25                | 450    |
| NXG02412                                      | 3/8" x 4-1/2" | 25                | 300    |
| NXG025  | 3/8" x 5"     | 25                | 300    |
| NXG02512                                      | 3/8" x 5-1/2" | 25                | 300    |
| NXG026  | 3/8" x 6"     | 25                | 300    |
| NXG03CL                                       | 1/2" x CLOSE  | 25                | 400    |
| NXG03112                                      | 1/2" x 1-1/2" | 25                | 400    |
| NXG032  | 1/2" x 2"     | 25                | 300    |
| NXG03212                                      | 1/2" x 2-1/2" | 25                | 300    |
| NXG033  | 1/2" x 3"     | 25                | 200    |
| NXG03312                                      | 1/2" x 3-1/2" | 25                | 200    |
| NXG034  | 1/2" x 4"     | 25                | 150    |
| NXG03412                                      | 1/2" x 4-1/2" | 25                | 150    |
| NXG035  | 1/2" x 5"     | 25                | 150    |
| NXG03512                                      | 1/2" x 5-1/2" | 25                | 100    |
| NXG036  | 1/2" x 6"     | 25                | 100    |
| NXG04CL                                       | 3/4" x CLOSE  | 25                | 300    |
| NXG04112                                      | 3/4" x 1-1/2" | 25                | 300    |
| NXG042  | 3/4" x 2"     | 25                | 200    |
| NXG04212                                      | 3/4" x 2-1/2" | 25                | 200    |
| NXG043  | 3/4" x 3"     | 25                | 150    |
| NXG04312                                      | 3/4" x 3-1/2" | 25                | 150    |
| NXG044  | 3/4" x 4"     | 25                | 100    |
| NXG04412                                      | 3/4" x 4-1/2" | 25                | 100    |
| NXG045  | 3/4" x 5"     | 25                | 100    |
| NXG04512                                      | 3/4" x 5-1/2" | 25                | 75     |
| NXG046  | 3/4" x 6"     | 25                | 75     |
| NXG05CL                                       | 1" x CLOSE    | 25                | 150    |
| NXG052  | 1" x 2"       | 25                | 150    |
| NXG05212                                      | 1" x 2-1/2"   | 25                | 100    |
| NXG053  | 1" x 3"       | 25                | 100    |

| MODEL NUMBER                                  | SIZE            | CARTON QUANTITIES |        |
|---|-----------------|-------------------|--------|
|   |                 | INNER             | MASTER |
| <b>Galvanized Steel Nipples - Schedule 80</b> |                 |                   |        |
| NXG05312                                      | 1" x 3-1/2"     | 25                | 100    |
| NXG054  | 1" x 4"         | 25                | 75     |
| NXG05412                                      | 1" x 4-1/2"     | 25                | 75     |
| NXG055  | 1" x 5"         | 25                | 50     |
| NXG05512                                      | 1" x 5-1/2"     | 25                | 50     |
| NXG056  | 1" x 6"         | 25                | 50     |
| NXG06CL                                       | 1-1/4" x CLOSE  | 25                | 100    |
| NXG062  | 1-1/4" x 2"     | 25                | 100    |
| NXG06212                                      | 1-1/4" x 2-1/2" | 25                | 100    |
| NXG063  | 1-1/4" x 3"     | 25                | 75     |
| NXG064  | 1-1/4" x 4"     | 25                | 75     |
| NXG06412                                      | 1-1/4" x 4-1/2" | 25                | 50     |
| NXG065  | 1-1/4" x 5"     | 25                | 50     |
| NXG06512                                      | 1-1/4" x 5-1/2" | 25                | 50     |
| NXG066  | 1-1/4" x 6"     | 25                | 50     |
| NXG07CL                                       | 1-1/2" x CLOSE  | 25                | 75     |
| NXG072  | 1-1/2" x 2"     | 25                | 75     |
| NXG07212                                      | 1-1/2" x 2-1/2" | 25                | 75     |
| NXG073  | 1-1/2" x 3"     | 25                | 50     |
| NXG07312                                      | 1-1/2" x 3-1/2" | 25                | 50     |
| NXG074  | 1-1/2" x 4"     | 25                | 50     |
| NXG07412                                      | 1-1/2" x 4-1/2" | 1                 | 25     |
| NXG075  | 1-1/2" x 5"     | 1                 | 25     |
| NXG07512                                      | 1-1/2" x 5-1/2" | 1                 | 25     |
| NXG076  | 1-1/2" x 6"     | 1                 | 25     |
| NXG08CL                                       | 2" x CLOSE      | 25                | 50     |
| NXG08212                                      | 2" x 2-1/2"     | 25                | 50     |
| NXG083  | 2" x 3"         | 1                 | 25     |
| NXG08312                                      | 2" x 3-1/2"     | 1                 | 25     |
| NXG084  | 2" x 4"         | 1                 | 25     |
| NXG08412                                      | 2" x 4-1/2"     | 1                 | 25     |
| NXG085  | 2" x 5"         | 1                 | 25     |
| NXG08512                                      | 2" x 5-1/2"     | 1                 | 25     |
| NXG086  | 2" x 6"         | 1                 | 25     |



# BLACK - EXTRA HEAVY - SCHEDULE 80 | Nipples - Seamless Steel

- Meets or Exceeds All Applicable ASTM & ANSI Standards
- Material Test Reports (MTRs) Available
- Stocked in Sizes 1/8" - 4" Diameter
- Schedule 80
- Lead Free



| CARTON QUANTITIES                                   |               |       |        |
|---|---------------|-------|--------|
| MODEL NUMBER  | SIZE          | INNER | MASTER |
| <b>Black Steel Nipples - Seamless - Schedule 80</b> |               |       |        |
| NXBS00CL  | 1/8" x CLOSE  | 25    | 600    |
| NXBS00112   | 1/8" x 1-1/2" | 25    | 600    |
| NXBS002   | 1/8" x 2"     | 25    | 600    |
| NXBS00212   | 1/8" x 2-1/2" | 25    | 600    |
| NXBS003   | 1/8" x 3"     | 25    | 600    |
| NXBS00312   | 1/8" x 3-1/2" | 25    | 600    |
| NXBS004   | 1/8" x 4"     | 25    | 400    |
| NXBS00412   | 1/8" x 4-1/2" | 25    | 400    |
| NXBS005   | 1/8" x 5"     | 25    | 400    |
| NXBS00512   | 1/8" x 5-1/2" | 25    | 300    |
| NXBS006   | 1/8" x 6"     | 25    | 300    |
| NXBS007   | 1/8" x 7"     | 25    | 200    |
| NXBS008   | 1/8" x 8"     | 25    | 200    |
| NXBS009   | 1/8" x 9"     | 25    | 200    |
| NXBS0010  | 1/8" x 10"    | 25    | 150    |
| NXBS0011  | 1/8" x 11"    | 25    | 150    |
| NXBS0012  | 1/8" x 12"    | 25    | 150    |
| NXBS01CL  | 1/4" x CLOSE  | 25    | 600    |
| NXBS01112   | 1/4" x 1-1/2" | 25    | 600    |
| NXBS012   | 1/4" x 2"     | 25    | 600    |
| NXBS01212   | 1/4" x 2-1/2" | 25    | 400    |
| NXBS013   | 1/4" x 3"     | 25    | 400    |
| NXBS01312   | 1/4" x 3-1/2" | 25    | 400    |
| NXBS014   | 1/4" x 4"     | 25    | 300    |
| NXBS01412   | 1/4" x 4-1/2" | 25    | 300    |
| NXBS015   | 1/4" x 5"     | 25    | 300    |
| NXBS01512   | 1/4" x 5-1/2" | 25    | 200    |
| NXBS016   | 1/4" x 6"     | 25    | 200    |
| NXBS017   | 1/4" x 7"     | 25    | 200    |
| NXBS018   | 1/4" x 8"     | 25    | 150    |
| NXBS019   | 1/4" x 9"     | 25    | 150    |
| NXBS0110  | 1/4" x 10"    | 25    | 100    |
| NXBS0111  | 1/4" x 11"    | 25    | 100    |
| NXBS0112  | 1/4" x 12"    | 25    | 100    |
| NXBS02CL  | 3/8" x CLOSE  | 25    | 600    |
| NXBS02112   | 3/8" x 1-1/2" | 25    | 600    |
| NXBS022   | 3/8" x 2"     | 25    | 400    |
| NXBS02212   | 3/8" x 2-1/2" | 25    | 400    |
| NXBS023   | 3/8" x 3"     | 25    | 300    |
| NXBS02312   | 3/8" x 3-1/2" | 25    | 300    |
| NXBS024   | 3/8" x 4"     | 25    | 200    |
| NXBS02412   | 3/8" x 4-1/2" | 25    | 200    |
| NXBS025   | 3/8" x 5"     | 25    | 200    |
| NXBS02512   | 3/8" x 5-1/2" | 25    | 150    |
| NXBS026   | 3/8" x 6"     | 25    | 150    |
| NXBS027   | 3/8" x 7"     | 25    | 150    |
| NXBS028   | 3/8" x 8"     | 25    | 100    |
| NXBS029   | 3/8" x 9"     | 25    | 100    |
| NXBS0210  | 3/8" x 10"    | 25    | 100    |
| NXBS0211  | 3/8" x 11"    | 25    | 75     |
| NXBS0212  | 3/8" x 12"    | 25    | 75     |
| NXBS03CL  | 1/2" x CLOSE  | 25    | 400    |
| NXBS03112   | 1/2" x 1-1/2" | 25    | 400    |

| CARTON QUANTITIES                                   |               |       |        |
|---|---------------|-------|--------|
| MODEL NUMBER  | SIZE          | INNER | MASTER |
| <b>Black Steel Nipples - Seamless - Schedule 80</b> |               |       |        |
| NXBS032   | 1/2" x 2"     | 25    | 300    |
| NXBS03212   | 1/2" x 2-1/2" | 25    | 300    |
| NXBS033   | 1/2" x 3"     | 25    | 200    |
| NXBS03312   | 1/2" x 3-1/2" | 25    | 200    |
| NXBS034   | 1/2" x 4"     | 25    | 150    |
| NXBS03412   | 1/2" x 4-1/2" | 25    | 150    |
| NXBS035   | 1/2" x 5"     | 25    | 150    |
| NXBS03512   | 1/2" x 5-1/2" | 25    | 100    |
| NXBS036   | 1/2" x 6"     | 25    | 100    |
| NXBS037   | 1/2" x 7"     | 25    | 100    |
| NXBS038   | 1/2" x 8"     | 25    | 75     |
| NXBS039   | 1/2" x 9"     | 25    | 75     |
| NXBS0310  | 1/2" x 10"    | 25    | 50     |
| NXBS0311  | 1/2" x 11"    | 25    | 50     |
| NXBS0312  | 1/2" x 12"    | 25    | 50     |
| NXBS04CL  | 3/4" x CLOSE  | 25    | 300    |
| NXBS04112   | 3/4" x 1-1/2" | 25    | 300    |
| NXBS042   | 3/4" x 2"     | 25    | 200    |
| NXBS04212   | 3/4" x 2-1/2" | 25    | 200    |
| NXBS043   | 3/4" x 3"     | 25    | 150    |
| NXBS04312   | 3/4" x 3-1/2" | 25    | 150    |
| NXBS044   | 3/4" x 4"     | 25    | 100    |
| NXBS04412   | 3/4" x 4-1/2" | 25    | 100    |
| NXBS045   | 3/4" x 5"     | 25    | 100    |
| NXBS04512   | 3/4" x 5-1/2" | 25    | 75     |
| NXBS046   | 3/4" x 6"     | 25    | 75     |
| NXBS04612   | 3/4" x 6-1/2" | 25    | 100    |
| NXBS047   | 3/4" x 7"     | 25    | 75     |
| NXBS048   | 3/4" x 8"     | 25    | 50     |
| NXBS049   | 3/4" x 9"     | 25    | 50     |
| NXBS0410  | 3/4" x 10"    | 25    | 50     |
| NXBS0411  | 3/4" x 11"    | 25    | 50     |
| NXBS0412  | 3/4" x 12"    | 25    | 50     |
| NXBS05CL  | 1" x CLOSE    | 25    | 150    |
| NXBS052   | 1" x 2"       | 25    | 150    |
| NXBS05212   | 1" x 2-1/2"   | 25    | 100    |
| NXBS053   | 1" x 3"       | 25    | 100    |
| NXBS05312   | 1" x 3-1/2"   | 25    | 100    |
| NXBS054   | 1" x 4"       | 25    | 75     |



# Nipples - Seamless Steel | SCHEDULE 80 - EXTRA HEAVY - BLACK

- Meets or Exceeds All Applicable ASTM & ANSI Standards
- Material Test Reports (MTRs) Available
- Stocked in Sizes 1/8" - 4" Diameter
- Schedule 80
- Lead Free




Nipples Seamless Steel

| CARTON QUANTITIES                                   |                 |       |        |
|---|-----------------|-------|--------|
| MODEL NUMBER  | SIZE            | INNER | MASTER |
| <b>Black Steel Nipples - Seamless - Schedule 80</b> |                 |       |        |
| NXBS05412   | 1" x 4-1/2"     | 25    | 75     |
| NXBS055   | 1" x 5"         | 25    | 75     |
| NXBS05512   | 1" x 5-1/2"     | 25    | 50     |
| NXBS056   | 1" x 6"         | 25    | 50     |
| NXBS057   | 1" x 7"         | 1     | 25     |
| NXBS058   | 1" x 8"         | 1     | 25     |
| NXBS059   | 1" x 9"         | 1     | 25     |
| NXBS0510  | 1" x 10"        | 1     | 25     |
| NXBS0511  | 1" x 11"        | 1     | 25     |
| NXBS0512  | 1" x 12"        | 1     | 25     |
| NXBS06CL  | 1-1/4" x CLOSE  | 25    | 100    |
| NXBS062   | 1-1/4" x 2"     | 25    | 100    |
| NXBS06212   | 1-1/4" x 2-1/2" | 25    | 100    |
| NXBS063   | 1-1/4" x 3"     | 25    | 75     |
| NXBS06312   | 1-1/4" x 3-1/2" | 25    | 75     |
| NXBS064   | 1-1/4" x 4"     | 25    | 75     |
| NXBS06412   | 1-1/4" x 4-1/2" | 25    | 50     |
| NXBS065   | 1-1/4" x 5"     | 25    | 50     |
| NXBS06512   | 1-1/4" x 5-1/2" | 25    | 50     |
| NXBS066   | 1-1/4" x 6"     | 25    | 50     |
| NXBS067   | 1-1/4" x 7"     | 1     | 25     |
| NXBS068   | 1-1/4" x 8"     | 1     | 25     |
| NXBS069   | 1-1/4" x 9"     | 1     | 25     |
| NXBS0610  | 1-1/4" x 10"    | 1     | 25     |
| NXBS0611  | 1-1/4" x 11"    | 1     | 25     |
| NXBS0612  | 1-1/4" x 12"    | 1     | 25     |
| NXBS07CL  | 1-1/2" x CLOSE  | 25    | 75     |
| NXBS072   | 1-1/2" x 2"     | 25    | 75     |
| NXBS07212   | 1-1/2" x 2-1/2" | 25    | 75     |
| NXBS073   | 1-1/2" x 3"     | 25    | 50     |
| NXBS07312   | 1-1/2" x 3-1/2" | 25    | 50     |
| NXBS074   | 1-1/2" x 4"     | 25    | 50     |
| NXBS07412   | 1-1/2" x 4-1/2" | 1     | 25     |
| NXBS075   | 1-1/2" x 5"     | 1     | 25     |
| NXBS07512   | 1-1/2" x 5-1/2" | 1     | 25     |
| NXBS076   | 1-1/2" x 6"     | 1     | 25     |
| NXBS077   | 1-1/2" x 7"     | 1     | 25     |
| NXBS078   | 1-1/2" x 8"     | 1     | 25     |
| NXBS079   | 1-1/2" x 9"     | 1     | 25     |
| NXBS0710  | 1-1/2" x 10"    | 1     | 25     |
| NXBS0711  | 1-1/2" x 11"    | 1     | 25     |
| NXBS0712  | 1-1/2" x 12"    | 1     | 25     |
| NXBS08CL  | 2" x CLOSE      | 25    | 50     |

| CARTON QUANTITIES                                   |                 |       |        |
|---|-----------------|-------|--------|
| MODEL NUMBER  | SIZE            | INNER | MASTER |
| <b>Black Steel Nipples - Seamless - Schedule 80</b> |                 |       |        |
| NXBS08212   | 2" x 2-1/2"     | 25    | 50     |
| NXBS083   | 2" x 3"         | 1     | 25     |
| NXBS08312   | 2" x 3-1/2"     | 1     | 25     |
| NXBS084   | 2" x 4"         | 1     | 25     |
| NXBS08412   | 2" x 4-1/2"     | 1     | 25     |
| NXBS085   | 2" x 5"         | 1     | 25     |
| NXBS08512   | 2" x 5-1/2"     | 1     | 25     |
| NXBS086   | 2" x 6"         | 1     | 25     |
| NXBS087   | 2" x 7"         | 1     | 10     |
| NXBS088   | 2" x 8"         | 1     | 10     |
| NXBS089   | 2" x 9"         | 1     | 10     |
| NXBS0810  | 2" x 10"        | 1     | 10     |
| NXBS0811  | 2" x 11"        | 1     | 10     |
| NXBS0812  | 2" x 12"        | 1     | 10     |
| NXBS09CL  | 2-1/2" x CLOSE  | 10    | 40     |
| NXBS093   | 2-1/2" x 3"     | 10    | 40     |
| NXBS09312   | 2-1/2" x 3-1/2" | 10    | 30     |
| NXBS094   | 2-1/2" x 4"     | 10    | 30     |
| NXBS09412   | 2-1/2" x 4-1/2" | 10    | 20     |
| NXBS095   | 2-1/2" x 5"     | 10    | 20     |
| NXBS09512   | 2-1/2" x 5-1/2" | 10    | 20     |
| NXBS096   | 2-1/2" x 6"     | 10    | 20     |
| NXBS097   | 2-1/2" x 7"     | 1     | 10     |
| NXBS098   | 2-1/2" x 8"     | 1     | 10     |
| NXBS099   | 2-1/2" x 9"     | 1     | 10     |
| NXBS0910  | 2-1/2" x 10"    | 1     | 5      |
| NXBS0911  | 2-1/2" x 11"    | 1     | 5      |
| NXBS0912  | 2-1/2" x 12"    | 1     | 5      |
| NXBS10CL  | 3" x CLOSE      | 10    | 30     |
| NXBS103   | 3" x 3"         | 10    | 30     |
| NXBS10312   | 3" x 3-1/2"     | 10    | 20     |
| NXBS104   | 3" x 4"         | 10    | 20     |
| NXBS10412   | 3" x 4-1/2"     | 1     | 10     |
| NXBS105   | 3" x 5"         | 1     | 10     |
| NXBS10512   | 3" x 5-1/2"     | 1     | 10     |
| NXBS106   | 3" x 6"         | 1     | 10     |
| NXBS107   | 3" x 7"         | 1     | 5      |
| NXBS108   | 3" x 8"         | 1     | 5      |
| NXBS109   | 3" x 9"         | 1     | 5      |
| NXBS1010  | 3" x 10"        | 1     | 5      |
| NXBS1011  | 3" x 11"        | 1     | 5      |
| NXBS1012  | 3" x 12"        | 1     | 5      |
| NXBS11CL  | 4" x CLOSE      | 5     | 20     |
| NXBS114   | 4" x 4"         | 5     | 10     |
| NXBS11412   | 4" x 4-1/2"     | 5     | 10     |
| NXBS115   | 4" x 5"         | 5     | 10     |
| NXBS11512   | 4" x 5-1/2"     | 5     | 10     |
| NXBS116   | 4" x 6"         | 5     | 10     |
| NXBS117   | 4" x 7"         | 1     | 5      |
| NXBS118   | 4" x 8"         | 1     | 5      |
| NXBS119   | 4" x 9"         | 1     | 5      |
| NXBS1110  | 4" x 10"        | 1     | 5      |
| NXBS1111  | 4" x 11"        | 1     | 5      |
| NXBS1112  | 4" x 12"        | 1     | 5      |



# SCHEDULE 80 | PVC Nipples



- Meets ASTM D-1784, D-1785, A733, F-1498
- Meets AME B1.20.1
- Specialty Items such as TOE Nipples are Available
  - Stocked in Sizes 1/4" - 6" Diameter
  - Available in Long Lengths up to 48"
  - Machined from Schedule 80 Pipe

| MODEL NUMBER                     | SIZE          | CARTON QUANTITIES |        |
|----------------------------------|---------------|-------------------|--------|
|                                  |               | INNER             | MASTER |
| <b>PVC Nipples - Schedule 80</b> |               |                   |        |
| NPX01CL                          | 1/4" x CLOSE  | 25                | 25     |
| NPX01112                         | 1/4" x 1-1/2" | 25                | 25     |
| NPX012                           | 1/4" x 2"     | 25                | 25     |
| NPX01212                         | 1/4" x 2-1/2" | 25                | 25     |
| NPX013                           | 1/4" x 3"     | 25                | 25     |
| NPX01312                         | 1/4" x 3-1/2" | 25                | 25     |
| NPX014                           | 1/4" x 4"     | 25                | 25     |
| NPX01412                         | 1/4" x 4-1/2" | 25                | 25     |
| NPX015                           | 1/4" x 5"     | 25                | 25     |
| NPX01512                         | 1/4" x 5-1/2" | 25                | 25     |
| NPX016                           | 1/4" x 6"     | 25                | 25     |
| NPX018                           | 1/4" x 8"     | 50                | 50     |
| NPX019                           | 1/4" x 9"     | 50                | 50     |
| NPX0110                          | 1/4" x 10"    | 50                | 50     |
| NPX0112                          | 1/4" x 12"    | 50                | 50     |
| NPX02CL                          | 3/8" x CLOSE  | 25                | 25     |
| NPX02112                         | 3/8" x 1-1/2" | 25                | 25     |
| NPX022                           | 3/8" x 2"     | 25                | 25     |
| NPX02212                         | 3/8" x 2-1/2" | 25                | 25     |
| NPX023                           | 3/8" x 3"     | 25                | 25     |
| NPX02312                         | 3/8" x 3-1/2" | 25                | 25     |
| NPX024                           | 3/8" x 4"     | 25                | 25     |
| NPX02412                         | 3/8" x 4-1/2" | 25                | 25     |
| NPX025                           | 3/8" x 5"     | 25                | 25     |
| NPX02512                         | 3/8" x 5-1/2" | 25                | 25     |
| NPX026                           | 3/8" x 6"     | 25                | 25     |
| NPX028                           | 3/8" x 8"     | 50                | 50     |
| NPX0210                          | 3/8" x 10"    | 50                | 50     |
| NPX0212                          | 3/8" x 12"    | 50                | 50     |
| NPX03CL                          | 1/2" x CLOSE  | 50                | 50     |
| NPX03112                         | 1/2" x 1-1/2" | 50                | 50     |
| NPX032                           | 1/2" x 2"     | 50                | 50     |
| NPX03212                         | 1/2" x 2-1/2" | 50                | 50     |
| NPX033                           | 1/2" x 3"     | 50                | 50     |
| NPX03312                         | 1/2" x 3-1/2" | 50                | 50     |
| NPX034                           | 1/2" x 4"     | 50                | 50     |
| NPX03412                         | 1/2" x 4-1/2" | 50                | 50     |
| NPX035                           | 1/2" x 5"     | 50                | 50     |
| NPX03512                         | 1/2" x 5-1/2" | 50                | 50     |
| NPX036                           | 1/2" x 6"     | 50                | 50     |
| NPX03612                         | 1/2" x 6-1/2" | 50                | 50     |
| NPX037                           | 1/2" x 7"     | 50                | 50     |
| NPX03712                         | 1/2" x 7-1/2" | 50                | 50     |
| NPX038                           | 1/2" x 8"     | 50                | 50     |

| MODEL NUMBER                     | SIZE           | CARTON QUANTITIES |        |
|----------------------------------|----------------|-------------------|--------|
|                                  |                | INNER             | MASTER |
| <b>PVC Nipples - Schedule 80</b> |                |                   |        |
| NPX03812                         | 1/2" x 8-1/2"  | 50                | 50     |
| NPX039                           | 1/2" x 9"      | 50                | 50     |
| NPX03912                         | 1/2" x 9-1/2"  | 50                | 50     |
| NPX0310                          | 1/2" x 10"     | 50                | 50     |
| NPX031012                        | 1/2" x 10-1/2" | 50                | 50     |
| NPX0311                          | 1/2" x 11"     | 50                | 50     |
| NPX031112                        | 1/2" x 11-1/2" | 50                | 50     |
| NPX0312                          | 1/2" x 12"     | 50                | 50     |
| NPX0313                          | 1/2" x 13"     | 50                | 50     |
| NPX0314                          | 1/2" x 14"     | 50                | 50     |
| NPX0315                          | 1/2" x 15"     | 50                | 50     |
| NPX0316                          | 1/2" x 16"     | 50                | 50     |
| NPX0318                          | 1/2" x 18"     | 50                | 50     |
| NPX0320                          | 1/2" x 20"     | 50                | 50     |
| NPX0324                          | 1/2" x 24"     | 50                | 50     |
| NPX0330                          | 1/2" x 30"     | 50                | 50     |
| NPX0336                          | 1/2" x 36"     | 50                | 50     |
| NPX0340                          | 1/2" x 40"     | 50                | 50     |
| NPX0348                          | 1/2" x 48"     | 50                | 50     |
| NPX04CL                          | 3/4" x CLOSE   | 50                | 50     |
| NPX04112                         | 3/4" x 1-1/2"  | 50                | 50     |
| NPX042                           | 3/4" x 2"      | 50                | 50     |
| NPX04212                         | 3/4" x 2-1/2"  | 50                | 50     |
| NPX043                           | 3/4" x 3"      | 50                | 50     |
| NPX04312                         | 3/4" x 3-1/2"  | 50                | 50     |
| NPX044                           | 3/4" x 4"      | 50                | 50     |
| NPX04412                         | 3/4" x 4-1/2"  | 50                | 50     |
| NPX045                           | 3/4" x 5"      | 25                | 25     |
| NPX04512                         | 3/4" x 5-1/2"  | 25                | 25     |
| NPX046                           | 3/4" x 6"      | 25                | 25     |
| NPX04612                         | 3/4" x 6-1/2"  | 25                | 25     |
| NPX047                           | 3/4" x 7"      | 25                | 25     |
| NPX04712                         | 3/4" x 7-1/2"  | 25                | 25     |
| NPX048                           | 3/4" x 8"      | 25                | 25     |
| NPX04812                         | 3/4" x 8-1/2"  | 25                | 25     |
| NPX049                           | 3/4" x 9"      | 25                | 25     |
| NPX04912                         | 3/4" x 9-1/2"  | 25                | 25     |
| NPX0410                          | 3/4" x 10"     | 25                | 25     |
| NPX041012                        | 3/4" x 10-1/2" | 25                | 25     |
| NPX0411                          | 3/4" x 11"     | 25                | 25     |
| NPX041112                        | 3/4" x 11-1/2" | 25                | 25     |
| NPX0412                          | 3/4" x 12"     | 25                | 25     |
| NPX0413                          | 3/4" x 13"     | 25                | 25     |
| NPX0414                          | 3/4" x 14"     | 25                | 25     |
| NPX0415                          | 3/4" x 15"     | 25                | 25     |

# PVC Nipples | SCHEDULE 80

- Meets ASTM D-1784, D-1785, A733, F-1498
- Meets AME B1.20.1
- Specialty Items such as TOE Nipples are Available
- Stocked in Sizes 1/4" - 6" Diameter
- Available in Long Lengths up to 48"
- Machined from Schedule 80 Pipe

PVC Nipples

| CARTON QUANTITIES                |                 |       |        |
|----------------------------------|-----------------|-------|--------|
| MODEL NUMBER                     | SIZE            | INNER | MASTER |
| <b>PVC Nipples - Schedule 80</b> |                 |       |        |
| NPX0416                          | 3/4" x 16"      | 25    | 25     |
| NPX0418                          | 3/4" x 18"      | 25    | 25     |
| NPX0424                          | 3/4" x 24"      | 25    | 25     |
| NPX0430                          | 3/4" x 30"      | 25    | 25     |
| NPX0436                          | 3/4" x 36"      | 25    | 25     |
| NPX0448                          | 3/4" x 48"      | 25    | 25     |
| NPX05CL                          | 1" x CLOSE      | 50    | 50     |
| NPX052                           | 1" x 2"         | 50    | 50     |
| NPX05212                         | 1" x 2-1/2"     | 50    | 50     |
| NPX053                           | 1" x 3"         | 50    | 50     |
| NPX05312                         | 1" x 3-1/2"     | 25    | 25     |
| NPX054                           | 1" x 4"         | 25    | 25     |
| NPX05412                         | 1" x 4-1/2"     | 25    | 25     |
| NPX055                           | 1" x 5"         | 25    | 25     |
| NPX05512                         | 1" x 5-1/2"     | 25    | 25     |
| NPX056                           | 1" x 6"         | 25    | 25     |
| NPX05612                         | 1" x 6-1/2"     | 25    | 25     |
| NPX057                           | 1" x 7"         | 25    | 25     |
| NPX05712                         | 1" x 7-1/2"     | 25    | 25     |
| NPX058                           | 1" x 8"         | 25    | 25     |
| NPX05812                         | 1" x 8-1/2"     | 25    | 25     |
| NPX059                           | 1" x 9"         | 25    | 25     |
| NPX05912                         | 1" x 9-1/2"     | 25    | 25     |
| NPX0510                          | 1" x 10"        | 25    | 25     |
| NPX051012                        | 1" x 10-1/2"    | 25    | 25     |
| NPX0511                          | 1" x 11"        | 25    | 25     |
| NPX051112                        | 1" x 11-1/2"    | 25    | 25     |
| NPX0512                          | 1" x 12"        | 25    | 25     |
| NPX0514                          | 1" x 14"        | 20    | 20     |
| NPX0516                          | 1" x 16"        | 20    | 20     |
| NPX0518                          | 1" x 18"        | 20    | 20     |
| NPX0520                          | 1" x 20"        | 20    | 20     |
| NPX0524                          | 1" x 24"        | 20    | 20     |
| NPX0530                          | 1" x 30"        | 20    | 20     |
| NPX0536                          | 1" x 36"        | 20    | 20     |
| NPX0548                          | 1" x 48"        | 20    | 20     |
| NPX06CL                          | 1-1/4" x CLOSE  | 25    | 25     |
| NPX062                           | 1-1/4" x 2"     | 25    | 25     |
| NPX06212                         | 1-1/4" x 2-1/2" | 25    | 25     |
| NPX063                           | 1-1/4" x 3"     | 25    | 25     |
| NPX06312                         | 1-1/4" x 3-1/2" | 25    | 25     |
| NPX064                           | 1-1/4" x 4"     | 25    | 25     |
| NPX06412                         | 1-1/4" x 4-1/2" | 25    | 25     |
| NPX065                           | 1-1/4" x 5"     | 25    | 25     |

| CARTON QUANTITIES                |                  |       |        |
|----------------------------------|------------------|-------|--------|
| MODEL NUMBER                     | SIZE             | INNER | MASTER |
| <b>PVC Nipples - Schedule 80</b> |                  |       |        |
| NPX06512                         | 1-1/4" x 5-1/2"  | 25    | 25     |
| NPX066                           | 1-1/4" x 6"      | 25    | 25     |
| NPX06612                         | 1-1/4" x 6-1/2"  | 25    | 25     |
| NPX067                           | 1-1/4" x 7"      | 25    | 25     |
| NPX068                           | 1-1/4" x 8"      | 25    | 25     |
| NPX069                           | 1-1/4" x 9"      | 25    | 25     |
| NPX06912                         | 1-1/4" x 9-1/2"  | 25    | 25     |
| NPX0610                          | 1-1/4" x 10 "    | 25    | 25     |
| NPX061012                        | 1-1/4" x 10-1/2" | 25    | 25     |
| NPX061034                        | 1-1/4" x 10-3/4" | 25    | 25     |
| NPX0611                          | 1-1/4" x 11 "    | 25    | 25     |
| NPX061112                        | 1-1/4" x 11-1/2" | 25    | 25     |
| NPX0612                          | 1-1/4" x 12 "    | 25    | 25     |
| NPX0614                          | 1-1/4" x 14 "    | 1     | 1      |
| NPX0615                          | 1-1/4" x 15 "    | 1     | 1      |
| NPX0616                          | 1-1/4" x 16 "    | 1     | 1      |
| NPX0618                          | 1-1/4" x 18 "    | 1     | 1      |
| NPX0624                          | 1-1/4" x 24 "    | 1     | 1      |
| NPX0630                          | 1-1/4" x 30 "    | 1     | 1      |
| NPX0636                          | 1-1/4" x 36 "    | 1     | 1      |
| NPX0648                          | 1-1/4" x 48 "    | 1     | 1      |
| NPX07CL                          | 1-1/2" x CLOSE   | 25    | 25     |
| NPX072                           | 1-1/2" x 2"      | 25    | 25     |
| NPX07212                         | 1-1/2" x 2-1/2"  | 25    | 25     |
| NPX073                           | 1-1/2" x 3"      | 25    | 25     |
| NPX074                           | 1-1/2" x 4"      | 25    | 25     |
| NPX07412                         | 1-1/2" x 4-1/2"  | 25    | 25     |
| NPX075                           | 1-1/2" x 5"      | 25    | 25     |
| NPX07512                         | 1-1/2" x 5-1/2"  | 25    | 25     |
| NPX076                           | 1-1/2" x 6"      | 25    | 25     |
| NPX07612                         | 1-1/2" x 6-1/2"  | 25    | 25     |
| NPX077                           | 1-1/2" x 7"      | 25    | 25     |
| NPX07712                         | 1-1/2" x 7-1/2"  | 25    | 25     |
| NPX078                           | 1-1/2" x 8"      | 25    | 25     |
| NPX07812                         | 1-1/2" x 8-1/2"  | 25    | 25     |
| NPX079                           | 1-1/2" x 8-1/2"  | 25    | 25     |
| NPX07912                         | 1-1/2" x 9-1/2"  | 25    | 25     |
| NPX0710                          | 1-1/2" x 10"     | 25    | 25     |
| NPX071012                        | 1-1/2" x 10-1/2" | 25    | 25     |
| NPX0711                          | 1-1/2" x 11"     | 25    | 25     |
| NPX071112                        | 1-1/2" x 11-1/2" | 25    | 25     |
| NPX0712                          | 1-1/2" x 12"     | 25    | 25     |
| NPX0714                          | 1-1/2" x 14"     | 1     | 25     |
| NPX0715                          | 1-1/2" x 15"     | 1     | 25     |
| NPX0716                          | 1-1/2" x 16"     | 1     | 25     |
| NPX0718                          | 1-1/2" x 18"     | 1     | 1      |
| NPX0724                          | 1-1/2" x 24"     | 1     | 1      |
| NPX0730                          | 1-1/2" x 30"     | 1     | 1      |
| NPX0736                          | 1-1/2" x 36"     | 1     | 1      |
| NPX0748                          | 1-1/2" x 48"     | 1     | 1      |
| NPX08CL                          | 2" x CLOSE       | 25    | 25     |
| NPX08212                         | 2" x 2-1/2"      | 25    | 25     |
| NPX083                           | 2" x 3"          | 25    | 25     |



| CARTON QUANTITIES                |                  |       |        |
|----------------------------------|------------------|-------|--------|
| MODEL NUMBER                     | SIZE             | INNER | MASTER |
| <b>PVC Nipples - Schedule 80</b> |                  |       |        |
| NPX08312                         | 2" x 3-1/2"      | 25    | 25     |
| NPX084                           | 2" x 4"          | 25    | 25     |
| NPX08412                         | 2" x 4-1/2"      | 25    | 25     |
| NPX085                           | 2" x 5"          | 25    | 25     |
| NPX08512                         | 2" x 5-1/2"      | 25    | 25     |
| NPX086                           | 2" x 6"          | 25    | 25     |
| NPX08612                         | 2" x 6-1/2"      | 25    | 25     |
| NPX087                           | 2" x 7"          | 25    | 25     |
| NPX08712                         | 2" x 7-1/2"      | 25    | 25     |
| NPX088                           | 2" x 8"          | 25    | 25     |
| NPX08812                         | 2" x 8-1/2"      | 25    | 25     |
| NPX089                           | 2" x 9"          | 25    | 25     |
| NPX08912                         | 2" x 9-1/2"      | 25    | 25     |
| NPX0810                          | 2" x 10"         | 25    | 25     |
| NPX081012                        | 2" x 10-1/2"     | 25    | 25     |
| NPX0811                          | 2" x 11"         | 25    | 25     |
| NPX081112                        | 2" x 11-1/2"     | 25    | 25     |
| NPX0812                          | 2" x 12"         | 25    | 25     |
| NPX0814                          | 2" x 14"         | 1     | 1      |
| NPX0815                          | 2" x 15"         | 1     | 1      |
| NPX0816                          | 2" x 16"         | 1     | 1      |
| NPX0818                          | 2" x 18"         | 1     | 1      |
| NPX0824                          | 2" x 24"         | 1     | 1      |
| NPX0830                          | 2" x 30"         | 1     | 1      |
| NPX0836                          | 2" x 36"         | 1     | 1      |
| NPX0848                          | 2" x 48"         | 1     | 1      |
| NPX09CL                          | 2-1/2" x CLOSE   | 15    | 15     |
| NPX093                           | 2-1/2" x 3"      | 15    | 15     |
| NPX09312                         | 2-1/2" x 3-1/2"  | 15    | 15     |
| NPX094                           | 2-1/2" x 4"      | 15    | 15     |
| NPX09412                         | 2-1/2" x 4-1/2"  | 15    | 15     |
| NPX095                           | 2-1/2" x 5"      | 15    | 15     |
| NPX09512                         | 2-1/2" x 5-1/2"  | 15    | 15     |
| NPX096                           | 2-1/2" x 6"      | 15    | 15     |
| NPX09612                         | 2-1/2" x 6-1/2"  | 15    | 15     |
| NPX097                           | 2-1/2" x 7"      | 15    | 15     |
| NPX09712                         | 2-1/2" x 7-1/2"  | 15    | 15     |
| NPX098                           | 2-1/2" x 8"      | 15    | 15     |
| NPX09812                         | 2-1/2" x 8-1/2"  | 15    | 15     |
| NPX099                           | 2-1/2" x 9"      | 15    | 15     |
| NPX09912                         | 2-1/2" x 9-1/2"  | 15    | 15     |
| NPX0910                          | 2-1/2" x 10"     | 15    | 15     |
| NPX091012                        | 2-1/2" x 10-1/2" | 15    | 15     |
| NPX0911                          | 2-1/2" x 11"     | 15    | 15     |
| NPX091112                        | 2-1/2" x 11-1/2" | 15    | 15     |
| NPX0912                          | 2-1/2" x 12"     | 15    | 15     |
| NPX0918                          | 2-1/2" x 18"     | 1     | 1      |
| NPX0924                          | 2-1/2" x 24"     | 1     | 1      |
| NPX0930                          | 2-1/2" x 30"     | 1     | 1      |
| NPX0936                          | 2-1/2" x 36"     | 1     | 1      |
| NPX0948                          | 2-1/2" x 48"     | 1     | 1      |
| NPX10CL                          | 3" x CLOSE       | 10    | 10     |
| NPX103                           | 3" x 3"          | 10    | 10     |
| NPX10312                         | 3" x 3-1/2"      | 10    | 10     |
| NPX104                           | 3" x 4"          | 10    | 10     |

| CARTON QUANTITIES                |              |       |        |
|----------------------------------|--------------|-------|--------|
| MODEL NUMBER                     | SIZE         | INNER | MASTER |
| <b>PVC Nipples - Schedule 80</b> |              |       |        |
| NPX10412                         | 3" x 4-1/2"  | 10    | 10     |
| NPX105                           | 3" x 5"      | 10    | 10     |
| NPX10512                         | 3" x 5-1/2"  | 10    | 10     |
| NPX106                           | 3" x 6"      | 10    | 10     |
| NPX10612                         | 3" x 6-1/2"  | 10    | 10     |
| NPX107                           | 3" x 7"      | 10    | 10     |
| NPX10712                         | 3" x 7-1/2"  | 10    | 10     |
| NPX108                           | 3" x 8"      | 10    | 10     |
| NPX10812                         | 3" x 8-1/2"  | 10    | 10     |
| NPX109                           | 3" x 9"      | 10    | 10     |
| NPX10912                         | 3" x 9-1/2"  | 10    | 10     |
| NPX1010                          | 3" x 10"     | 10    | 10     |
| NPX101012                        | 3" x 10-1/2" | 10    | 10     |
| NPX1011                          | 3" x 11"     | 10    | 10     |
| NPX101112                        | 3" x 11-1/2" | 10    | 10     |
| NPX1012                          | 3" x 12"     | 10    | 10     |
| NPX1014                          | 3" x 14"     | 1     | 1      |
| NPX1018                          | 3" x 18"     | 1     | 1      |
| NPX1024                          | 3" x 24"     | 1     | 1      |
| NPX1030                          | 3" x 30"     | 1     | 1      |
| NPX1036                          | 3" x 36"     | 1     | 1      |
| NPX1048                          | 3" x 48"     | 1     | 1      |
| NPX11CL                          | 4" x CLOSE   | 5     | 5      |
| NPX114                           | 4" x 4"      | 5     | 5      |
| NPX11412                         | 4" x 4-1/2"  | 5     | 5      |
| NPX115                           | 4" x 5"      | 5     | 5      |
| NPX11512                         | 4" x 5-1/2"  | 5     | 5      |
| NPX116                           | 4" x 6"      | 5     | 5      |
| NPX11612                         | 4" x 6-1/2"  | 5     | 5      |
| NPX117                           | 4" x 7"      | 5     | 5      |
| NPX11712                         | 4" x 7-1/2"  | 5     | 5      |
| NPX118                           | 4" x 8"      | 5     | 5      |
| NPX11812                         | 4" x 8-1/2"  | 5     | 5      |
| NPX119                           | 4" x 9"      | 5     | 5      |
| NPX11912                         | 4" x 9-1/2"  | 5     | 5      |
| NPX1110                          | 4" x 10"     | 5     | 5      |
| NPX111012                        | 4" x 10-1/2" | 5     | 5      |
| NPX1111                          | 4" x 11"     | 5     | 5      |
| NPX1112                          | 4" x 12"     | 5     | 5      |
| NPX1118                          | 4" x 18"     | 1     | 1      |
| NPX1124                          | 4" x 24"     | 1     | 1      |
| NPX1130                          | 4" x 30"     | 1     | 1      |
| NPX1136                          | 4" x 36"     | 1     | 1      |
| NPX1148                          | 4" x 48"     | 1     | 1      |
| NPX13CL                          | 6" x CLOSE   | 1     | 1      |
| NPX134                           | 6" x 4"      | 1     | 1      |
| NPX13412                         | 6" x 4-1/2"  | 1     | 1      |
| NPX135                           | 6" x 5"      | 1     | 1      |
| NPX13512                         | 6" x 5-1/2"  | 1     | 1      |
| NPX136                           | 6" x 6"      | 1     | 1      |
| NPX138                           | 6" x 8"      | 1     | 1      |
| NPX1310                          | 6" x 10"     | 1     | 1      |
| NPX1312                          | 6" x 12"     | 1     | 1      |

# Brass Pipe Nipples

- Meets or Exceeds All Applicable ANSI Standards
- Stocked in Sizes 1/8" - 4" Diameter
- Available in Lengths up to 6FT
- Lead Free



Brass Pipe Nipples

| MODEL NUMBER              | SIZE          | CARTON QUANTITIES |        |
|---------------------------|---------------|-------------------|--------|
|                           |               | INNER             | MASTER |
| <b>Brass Pipe Nipples</b> |               |                   |        |
| NBR00CL                   | 1/8" x CLOSE  | 25                | 450    |
| NBR00112                  | 1/8" x 1-1/2" | 25                | 450    |
| NBR002                    | 1/8" x 2"     | 25                | 450    |
| NBR00212                  | 1/8" x 2-1/2" | 25                | 450    |
| NBR003                    | 1/8" x 3"     | 25                | 450    |
| NBR00312                  | 1/8" x 3-1/2" | 25                | 450    |
| NBR004                    | 1/8" x 4"     | 25                | 450    |
| NBR00412                  | 1/8" x 4-1/2" | 25                | 300    |
| NBR005                    | 1/8" x 5"     | 25                | 300    |
| NBR00512                  | 1/8" x 5-1/2" | 25                | 300    |
| NBR006                    | 1/8" x 6"     | 25                | 300    |
| NBR0010                   | 1/8" x 10"    | 25                | 450    |
| NBR01CL                   | 1/4" x CLOSE  | 25                | 450    |
| NBR01112                  | 1/4" x 1-1/2" | 25                | 450    |
| NBR012                    | 1/4" x 2"     | 25                | 450    |
| NBR01212                  | 1/4" x 2-1/2" | 25                | 450    |
| NBR013                    | 1/4" x 3"     | 25                | 450    |
| NBR01312                  | 1/4" x 3-1/2" | 25                | 450    |
| NBR014                    | 1/4" x 4"     | 25                | 450    |
| NBR01412                  | 1/4" x 4-1/2" | 25                | 300    |
| NBR015                    | 1/4" x 5"     | 25                | 300    |
| NBR01512                  | 1/4" x 5-1/2" | 25                | 300    |
| NBR016                    | 1/4" x 6"     | 25                | 300    |
| NBR018                    | 1/4" x 8"     | 25                | 150    |
| NBR0110                   | 1/4" x 10"    | 25                | 100    |
| NBR0112                   | 1/4" x 12"    | 25                | 100    |
| NBR02CL                   | 3/8" x CLOSE  | 25                | 450    |
| NBR02112                  | 3/8" x 1-1/2" | 25                | 450    |
| NBR022                    | 3/8" x 2"     | 25                | 450    |
| NBR02212                  | 3/8" x 2-1/2" | 25                | 450    |
| NBR023                    | 3/8" x 3"     | 25                | 450    |
| NBR02312                  | 3/8" x 3-1/2" | 25                | 450    |
| NBR024                    | 3/8" x 4"     | 25                | 450    |
| NBR02412                  | 3/8" x 4-1/2" | 25                | 300    |
| NBR025                    | 3/8" x 5"     | 25                | 300    |
| NBR02512                  | 3/8" x 5-1/2" | 25                | 300    |
| NBR026                    | 3/8" x 6"     | 25                | 300    |
| NBR028                    | 3/8" x 8"     | 25                | 150    |
| NBR0210                   | 3/8" x 10"    | 25                | 100    |
| NBR0212                   | 3/8" x 12"    | 25                | 100    |
| NBR03CL                   | 1/2" x CLOSE  | 25                | 450    |
| NBR03112                  | 1/2" x 1-1/2" | 25                | 450    |
| NBR032                    | 1/2" x 2"     | 25                | 450    |

| MODEL NUMBER              | SIZE          | CARTON QUANTITIES |        |
|---------------------------|---------------|-------------------|--------|
|                           |               | INNER             | MASTER |
| <b>Brass Pipe Nipples</b> |               |                   |        |
| NBR03212                  | 1/2" x 2-1/2" | 25                | 300    |
| NBR033                    | 1/2" x 3"     | 25                | 300    |
| NBR03312                  | 1/2" x 3-1/2" | 25                | 300    |
| NBR034                    | 1/2" x 4"     | 25                | 300    |
| NBR03412                  | 1/2" x 4-1/2" | 25                | 200    |
| NBR035                    | 1/2" x 5"     | 25                | 200    |
| NBR03512                  | 1/2" x 5-1/2" | 25                | 200    |
| NBR036                    | 1/2" x 6"     | 25                | 200    |
| NBR037                    | 1/2" x 7"     | 25                | 150    |
| NBR038                    | 1/2" x 8"     | 25                | 150    |
| NBR039                    | 1/2" x 9"     | 25                | 100    |
| NBR0310                   | 1/2" x 10"    | 25                | 100    |
| NBR0312                   | 1/2" x 12"    | 25                | 100    |
| NBR04CL                   | 3/4" x CLOSE  | 25                | 450    |
| NBR04112                  | 3/4" x 1-1/2" | 25                | 450    |
| NBR042                    | 3/4" x 2"     | 25                | 300    |
| NBR04212                  | 3/4" x 2-1/2" | 25                | 200    |
| NBR043                    | 3/4" x 3"     | 25                | 200    |
| NBR04312                  | 3/4" x 3-1/2" | 25                | 200    |
| NBR044                    | 3/4" x 4"     | 25                | 150    |
| NBR04412                  | 3/4" x 4-1/2" | 25                | 150    |
| NBR045                    | 3/4" x 5"     | 25                | 150    |
| NBR04512                  | 3/4" x 5-1/2" | 25                | 150    |
| NBR046                    | 3/4" x 6"     | 25                | 150    |
| NBR047                    | 3/4" x 7"     | 25                | 100    |
| NBR048                    | 3/4" x 8"     | 25                | 100    |
| NBR049                    | 3/4" x 9"     | 25                | 100    |
| NBR0410                   | 3/4" x 10"    | 25                | 100    |
| NBR0412                   | 3/4" x 12"    | 25                | 100    |
| NBR05CL                   | 1" x CLOSE    | 25                | 200    |
| NBR052                    | 1" x 2"       | 25                | 200    |
| NBR05212                  | 1" x 2-1/2"   | 25                | 150    |
| NBR053                    | 1" x 3"       | 25                | 150    |
| NBR05312                  | 1" x 3-1/2"   | 25                | 150    |
| NBR054                    | 1" x 4"       | 25                | 100    |
| NBR05412                  | 1" x 4-1/2"   | 25                | 100    |
| NBR055                    | 1" x 5"       | 25                | 100    |
| NBR05512                  | 1" x 5-1/2"   | 25                | 100    |
| NBR056                    | 1" x 6"       | 25                | 100    |
| NBR057                    | 1" x 7"       | 10                | 60     |
| NBR058                    | 1" x 8"       | 10                | 60     |
| NBR059                    | 1" x 9"       | 10                | 40     |
| NBR0510                   | 1" x 10"      | 10                | 40     |



# Brass Pipe Nipples



| MODEL NUMBER              | SIZE            | CARTON QUANTITIES |        |
|---------------------------|-----------------|-------------------|--------|
|                           |                 | INNER             | MASTER |
| <b>Brass Pipe Nipples</b> |                 |                   |        |
| NBR0512                   | 1" x 12"        | 10                | 40     |
| NBR06CL                   | 1-1/4" x CLOSE  | 5                 | 90     |
| NBR062                    | 1-1/4" x 2"     | 5                 | 90     |
| NBR06212                  | 1-1/4" x 2-1/2" | 5                 | 90     |
| NBR063                    | 1-1/4" x 3"     | 5                 | 90     |
| NBR06312                  | 1-1/4" x 3-1/2" | 5                 | 90     |
| NBR064                    | 1-1/4" x 4"     | 5                 | 90     |
| NBR06412                  | 1-1/4" x 4-1/2" | 5                 | 60     |
| NBR065                    | 1-1/4" x 5"     | 5                 | 60     |
| NBR06512                  | 1-1/4" x 5-1/2" | 5                 | 60     |
| NBR066                    | 1-1/4" x 6"     | 5                 | 60     |
| NBR068                    | 1-1/4" x 8"     | 5                 | 30     |
| NBR069                    | 1-1/4" x 9"     | 5                 | 20     |
| NBR0610                   | 1-1/4" x 10"    | 5                 | 20     |
| NBR0612                   | 1-1/4" x 12"    | 5                 | 20     |
| NBR07CL                   | 1-1/2" x CLOSE  | 5                 | 90     |
| NBR072                    | 1-1/2" x 2"     | 5                 | 90     |
| NBR07212                  | 1-1/2" x 2-1/2" | 5                 | 60     |
| NBR073                    | 1-1/2" x 3"     | 5                 | 60     |
| NBR07312                  | 1-1/2" x 3-1/2" | 5                 | 60     |
| NBR074                    | 1-1/2" x 4"     | 5                 | 60     |
| NBR07412                  | 1-1/2" x 4-1/2" | 5                 | 40     |
| NBR075                    | 1-1/2" x 5"     | 5                 | 40     |
| NBR07512                  | 1-1/2" x 5-1/2" | 5                 | 40     |
| NBR076                    | 1-1/2" x 6"     | 5                 | 40     |
| NBR077                    | 1-1/2" x 7"     | 5                 | 30     |
| NBR07712                  | 1-1/2" x 7-1/2" | 5                 | 30     |
| NBR078                    | 1-1/2" x 8"     | 5                 | 30     |
| NBR0710                   | 1-1/2" x 10"    | 5                 | 20     |
| NBR0712                   | 1-1/2" x 12"    | 5                 | 20     |
| NBR08CL                   | 2" x CLOSE      | 5                 | 60     |
| NBR08212                  | 2" x 2-1/2"     | 5                 | 40     |
| NBR083                    | 2" x 3"         | 5                 | 40     |
| NBR08312                  | 2" x 3-1/2"     | 5                 | 40     |
| NBR084                    | 2" x 4"         | 5                 | 40     |
| NBR08412                  | 2" x 4-1/2"     | 5                 | 30     |
| NBR085                    | 2" x 5"         | 5                 | 30     |
| NBR08512                  | 2" x 5-1/2"     | 5                 | 30     |
| NBR086                    | 2" x 6"         | 5                 | 30     |
| NBR087                    | 2" x 7"         | 5                 | 20     |
| NBR088                    | 2" x 8"         | 5                 | 20     |
| NBR089                    | 2" x 9"         | 5                 | 20     |

| MODEL NUMBER              | SIZE            | CARTON QUANTITIES |        |
|---------------------------|-----------------|-------------------|--------|
|                           |                 | INNER             | MASTER |
| <b>Brass Pipe Nipples</b> |                 |                   |        |
| NBR0810                   | 2" x 10"        | 5                 | 20     |
| NBR0812                   | 2" x 12"        | 5                 | 20     |
| NBR09CL                   | 2-1/2" x CLOSE  | 1                 | 35     |
| NBR093                    | 2-1/2" x 3"     | 1                 | 35     |
| NBR09312                  | 2-1/2" x 3-1/2" | 1                 | 25     |
| NBR094                    | 2-1/2" x 4"     | 1                 | 25     |
| NBR095                    | 2-1/2" x 5"     | 1                 | 20     |
| NBR096                    | 2-1/2" x 6"     | 1                 | 20     |
| NBR098                    | 2-1/2" x 8"     | 1                 | 15     |
| NBR0912                   | 2-1/2" x 12"    | 1                 | 10     |
| NBR10CL                   | 3" x CLOSE      | 1                 | 25     |
| NBR103                    | 3" x 3"         | 1                 | 25     |
| NBR10312                  | 3" x 3-1/2"     | 1                 | 20     |
| NBR104                    | 3" x 4"         | 1                 | 20     |
| NBR10412                  | 3" x 4-1/2"     | 1                 | 15     |
| NBR105                    | 3" x 5"         | 1                 | 15     |
| NBR10512                  | 3" x 5-1/2"     | 1                 | 15     |
| NBR106                    | 3" x 6"         | 1                 | 15     |
| NBR107                    | 3" x 7"         | 1                 | 10     |
| NBR108                    | 3" x 8"         | 1                 | 10     |
| NBR1010                   | 3" x 10"        | 1                 | 10     |
| NBR1012                   | 3" x 12"        | 1                 | 10     |
| NBR11CL                   | 4" x CLOSE      | 1                 | 15     |
| NBR113                    | 4" x 3"         | 1                 | 5      |
| NBR114                    | 4" x 4"         | 1                 | 15     |
| NBR115                    | 4" x 5"         | 1                 | 10     |
| NBR11512                  | 4" x 5-1/2"     | 1                 | 10     |
| NBR116                    | 4" x 6"         | 1                 | 10     |
| NBR118                    | 4" x 8"         | 1                 | 5      |
| NBR1112                   | 4" x 12"        | 1                 | 5      |

# Brass Pre-Cut Pipe Assortment

- Meets or Exceeds All Applicable ANSI Standards
- Stocked in Sizes 1/8" - 4" Diameter
- Available in Lengths up to 5FT
- Lead Free

Brass Pre-cut Pipe Brass Assortment

| CARTON QUANTITIES         |              |       |        |
|---------------------------|--------------|-------|--------|
| MODEL NUMBER              | SIZE         | INNER | MASTER |
| <b>Brass Pre-Cut Pipe</b> |              |       |        |
| NBR0318                   | 1/2" x 18"   | 1     | 5      |
| NBR0324                   | 1/2" x 24"   | 1     | 5      |
| NBR0336                   | 1/2" x 36"   | 1     | 5      |
| NBR0348                   | 1/2" x 48"   | 1     | 5      |
| NBR0418                   | 3/4" x 18"   | 1     | 5      |
| NBR0424                   | 3/4" x 24"   | 1     | 5      |
| NBR0430                   | 3/4" x 30"   | 1     | 5      |
| NBR0436                   | 3/4" x 36"   | 1     | 5      |
| NBR0460                   | 3/4" x 60"   | 1     | 5      |
| NBR0514                   | 1" x 14"     | 1     | 5      |
| NBR0518                   | 1" x 18"     | 1     | 5      |
| NBR0524                   | 1" x 24"     | 1     | 5      |
| NBR0530                   | 1" x 30"     | 1     | 5      |
| NBR0536                   | 1" x 36"     | 1     | 5      |
| NBR0548                   | 1" x 48"     | 1     | 5      |
| NBR0560                   | 1" x 60"     | 1     | 5      |
| NBR0618                   | 1-1/4" x 18" | 1     | 5      |
| NBR0624                   | 1-1/4" x 24" | 1     | 5      |
| NBR0636                   | 1-1/4" x 36" | 1     | 5      |
| NBR0718                   | 1-1/2" x 18" | 1     | 5      |
| NBR0724                   | 1-1/2" x 24" | 1     | 5      |

| CARTON QUANTITIES                  |              |       |        |
|------------------------------------|--------------|-------|--------|
| MODEL NUMBER                       | SIZE         | INNER | MASTER |
| <b>Brass Pre-Cut Pipe</b>          |              |       |        |
| NBR0730                            | 1-1/2" x 30" | 1     | 5      |
| NBR0736                            | 1-1/2" x 36" | 1     | 5      |
| NBR0748                            | 1-1/2" x 48" | 1     | 5      |
| NBR0760                            | 1-1/2" x 60" | 1     | 5      |
| NBR0818                            | 2" x 18"     | 1     | 5      |
| NBR0824                            | 2" x 24"     | 1     | 5      |
| NBR0830                            | 2" x 30"     | 1     | 5      |
| NBR0836                            | 2" x 36"     | 1     | 5      |
| NBR0848                            | 2" x 48"     | 1     | 5      |
| NBR0854                            | 2" x 54"     | 1     | 5      |
| NBR0860                            | 2" x 60"     | 1     | 3      |
| NBR0872                            | 2" x 72"     | 1     | 5      |
| NBR0918                            | 2-1/2" x 18" | 1     | 5      |
| NBR0924                            | 2-1/2" x 24" | 1     | 5      |
| NBR0936                            | 2-1/2" x 36" | 1     | 5      |
| NBR1024                            | 3" x 24"     | 1     | 5      |
| <b>Brass Assortment - 66 Piece</b> |              |       |        |
| NBR03AS66                          | 1/2"         | 1     | 1      |
| NBR04AS66                          | 3/4"         | 1     | 1      |



# Domestic Brass Nipples



- Lead Free Red Brass
  - NSF Approved
- Pipe Meets ASTM B-43
- ANSI/ASME B1.20.1 Threads
- Stocked in Sizes 1/8" - 4" Diameter

| MODEL NUMBER                  | SIZE          | CARTON QUANTITIES |        |
|-------------------------------|---------------|-------------------|--------|
|                               |               | INNER             | MASTER |
| <b>Domestic Brass Nipples</b> |               |                   |        |
| DNBR00CL                      | 1/8" x CLOSE  | 25                | 450    |
| DNBR00112                     | 1/8" x 1-1/2" | 25                | 450    |
| DNBR002                       | 1/8" x 2"     | 25                | 450    |
| DNBR00212                     | 1/8" x 2-1/2" | 25                | 450    |
| DNBR003                       | 1/8" x 3"     | 25                | 450    |
| DNBR00312                     | 1/8" x 3-1/2" | 25                | 450    |
| DNBR004                       | 1/8" x 4"     | 25                | 450    |
| DNBR00412                     | 1/8" x 4-1/2" | 25                | 300    |
| DNBR005                       | 1/8" x 5"     | 25                | 300    |
| DNBR00512                     | 1/8" x 5-1/2" | 25                | 300    |
| DNBR006                       | 1/8" x 6"     | 25                | 300    |
| DNBR0010                      | 1/8" x 10"    | 25                | 100    |
| DNBR01CL                      | 1/4" x CLOSE  | 25                | 450    |
| DNBR01112                     | 1/4" x 1-1/2" | 25                | 450    |
| DNBR012                       | 1/4" x 2"     | 25                | 450    |
| DNBR01212                     | 1/4" x 2-1/2" | 25                | 450    |
| DNBR013                       | 1/4" x 3"     | 25                | 450    |
| DNBR01312                     | 1/4" x 3-1/2" | 25                | 450    |
| DNBR014                       | 1/4" x 4"     | 25                | 450    |
| DNBR01412                     | 1/4" x 4-1/2" | 25                | 300    |
| DNBR015                       | 1/4" x 5"     | 25                | 300    |
| DNBR01512                     | 1/4" x 5-1/2" | 25                | 300    |
| DNBR016                       | 1/4" x 6"     | 25                | 300    |
| DNBR018                       | 1/4" x 8"     | 25                | 150    |
| DNBR0110                      | 1/4" x 10"    | 25                | 100    |
| DNBR0112                      | 1/4" x 12"    | 25                | 100    |
| DNBR02CL                      | 3/8" x CLOSE  | 25                | 450    |
| DNBR02112                     | 3/8" x 1-1/2" | 25                | 450    |
| DNBR022                       | 3/8" x 2"     | 25                | 450    |
| DNBR02212                     | 3/8" x 2-1/2" | 25                | 450    |
| DNBR023                       | 3/8" x 3"     | 25                | 450    |
| DNBR02312                     | 3/8" x 3-1/2" | 25                | 450    |
| DNBR024                       | 3/8" x 4"     | 25                | 450    |
| DNBR02412                     | 3/8" x 4-1/2" | 25                | 300    |
| DNBR025                       | 3/8" x 5"     | 25                | 300    |
| DNBR02512                     | 3/8" x 5-1/2" | 25                | 300    |
| DNBR026                       | 3/8" x 6"     | 25                | 300    |
| DNBR028                       | 3/8" x 8"     | 25                | 150    |
| DNBR0210                      | 3/8" x 10"    | 25                | 100    |
| DNBR0212                      | 3/8" x 12"    | 25                | 100    |
| DNBR03CL                      | 1/2" x CLOSE  | 25                | 450    |
| DNBR03112                     | 1/2" x 1-1/2" | 25                | 450    |
| DNBR032                       | 1/2" x 2"     | 25                | 450    |

| MODEL NUMBER                  | SIZE          | CARTON QUANTITIES |        |
|-------------------------------|---------------|-------------------|--------|
|                               |               | INNER             | MASTER |
| <b>Domestic Brass Nipples</b> |               |                   |        |
| DNBR03212                     | 1/2" x 2-1/2" | 25                | 300    |
| DNBR033                       | 1/2" x 3"     | 25                | 300    |
| DNBR03312                     | 1/2" x 3-1/2" | 25                | 300    |
| DNBR034                       | 1/2" x 4"     | 25                | 300    |
| DNBR03412                     | 1/2" x 4-1/2" | 25                | 200    |
| DNBR035                       | 1/2" x 5"     | 25                | 200    |
| DNBR03512                     | 1/2" x 5-1/2" | 25                | 200    |
| DNBR036                       | 1/2" x 6"     | 25                | 200    |
| DNBR037                       | 1/2" x 7"     | 25                | 150    |
| DNBR038                       | 1/2" x 8"     | 25                | 150    |
| DNBR039                       | 1/2" x 9"     | 25                | 100    |
| DNBR0310                      | 1/2" x 10"    | 25                | 100    |
| DNBR0312                      | 1/2" x 12"    | 25                | 100    |
| DNBR04CL                      | 3/4" x CLOSE  | 25                | 450    |
| DNBR04112                     | 3/4" x 1-1/2" | 25                | 450    |
| DNBR042                       | 3/4" x 2"     | 25                | 300    |
| DNBR04212                     | 3/4" x 2-1/2" | 25                | 200    |
| DNBR043                       | 3/4" x 3"     | 25                | 200    |
| DNBR04312                     | 3/4" x 3-1/2" | 25                | 200    |
| DNBR044                       | 3/4" x 4"     | 25                | 150    |
| DNBR04412                     | 3/4" x 4-1/2" | 25                | 150    |
| DNBR045                       | 3/4" x 5"     | 25                | 150    |
| DNBR04512                     | 3/4" x 5-1/2" | 25                | 150    |
| DNBR046                       | 3/4" x 6"     | 25                | 150    |
| DNBR047                       | 3/4" x 7"     | 25                | 100    |
| DNBR048                       | 3/4" x 8"     | 25                | 100    |
| DNBR049                       | 3/4" x 9"     | 25                | 100    |
| DNBR0410                      | 3/4" x 10"    | 25                | 100    |
| DNBR0412                      | 3/4" x 12"    | 25                | 100    |
| DNBR05CL                      | 1" x CLOSE    | 25                | 200    |
| DNBR052                       | 1" x 2"       | 25                | 200    |
| DNBR05212                     | 1" x 2-1/2"   | 25                | 150    |
| DNBR053                       | 1" x 3"       | 25                | 150    |
| DNBR05312                     | 1" x 3-1/2"   | 25                | 150    |
| DNBR054                       | 1" x 4"       | 25                | 100    |
| DNBR05412                     | 1" x 4-1/2"   | 25                | 100    |
| DNBR055                       | 1" x 5"       | 25                | 100    |
| DNBR05512                     | 1" x 5-1/2"   | 25                | 100    |
| DNBR056                       | 1" x 6"       | 25                | 100    |
| DNBR057                       | 1" x 7"       | 10                | 60     |
| DNBR058                       | 1" x 8"       | 10                | 60     |
| DNBR059                       | 1" x 9"       | 10                | 40     |
| DNBR0510                      | 1" x 10"      | 10                | 40     |
| DNBR0512                      | 1" x 12"      | 10                | 40     |

# Domestic Brass Nipples

- Lead Free Red Brass
- NSF Approved
- Pipe Meets ASTM B-43
- ANSI/ASME B1.20.1 Threads
- Stocked in Sizes 1/8" - 4" Diameter




Domestic Brass Nipples

| CARTON QUANTITIES             |                 |       |        |
|-------------------------------|-----------------|-------|--------|
| MODEL NUMBER                  | SIZE            | INNER | MASTER |
| <b>Domestic Brass Nipples</b> |                 |       |        |
| DNBR06CL                      | 1-1/4" x CLOSE  | 5     | 90     |
| DNBR062                       | 1-1/4" x 2"     | 5     | 90     |
| DNBR06212                     | 1-1/4" x 2-1/2" | 5     | 90     |
| DNBR063                       | 1-1/4" x 3"     | 5     | 90     |
| DNBR06312                     | 1-1/4" x 3-1/2" | 5     | 90     |
| DNBR064                       | 1-1/4" x 4"     | 5     | 90     |
| DNBR06412                     | 1-1/4" x 4-1/2" | 5     | 60     |
| DNBR065                       | 1-1/4" x 5"     | 5     | 60     |
| DNBR06512                     | 1-1/4" x 5-1/2" | 5     | 60     |
| DNBR066                       | 1-1/4" x 6"     | 5     | 60     |
| DNBR068                       | 1-1/4" x 8"     | 5     | 30     |
| DNBR0610                      | 1-1/4" x 10"    | 5     | 20     |
| DNBR0612                      | 1-1/4" x 12"    | 5     | 20     |
| DNBR07CL                      | 1-1/2" x CLOSE  | 5     | 90     |
| DNBR072                       | 1-1/2" x 2"     | 5     | 90     |
| DNBR07212                     | 1-1/2" x 2-1/2" | 5     | 60     |
| DNBR073                       | 1-1/2" x 3"     | 5     | 60     |
| DNBR07312                     | 1-1/2" x 3-1/2" | 5     | 60     |
| DNBR074                       | 1-1/2" x 4"     | 5     | 60     |
| DNBR07412                     | 1-1/2" x 4-1/2" | 5     | 40     |
| DNBR075                       | 1-1/2" x 5"     | 5     | 40     |
| DNBR07512                     | 1-1/2" x 5-1/2" | 5     | 40     |
| DNBR076                       | 1-1/2" x 6"     | 5     | 40     |
| DNBR077                       | 1-1/2" x 7"     | 5     | 30     |
| DNBR078                       | 1-1/2" x 8"     | 5     | 30     |
| DNBR0710                      | 1-1/2" x 10"    | 5     | 20     |
| DNBR0712                      | 1-1/2" x 12"    | 5     | 20     |
| DNBR08CL                      | 2" x CLOSE      | 5     | 60     |
| DNBR08212                     | 2" x 2-1/2"     | 5     | 40     |
| DNBR083                       | 2" x 3"         | 5     | 40     |
| DNBR08312                     | 2" x 3-1/2"     | 5     | 40     |
| DNBR084                       | 2" x 4"         | 5     | 40     |
| DNBR08412                     | 2" x 4-1/2"     | 5     | 30     |
| DNBR085                       | 2" x 5"         | 5     | 30     |
| DNBR08512                     | 2" x 5-1/2"     | 5     | 30     |
| DNBR086                       | 2" x 6"         | 5     | 30     |
| DNBR087                       | 2" x 7"         | 5     | 20     |
| DNBR088                       | 2" x 8"         | 5     | 20     |
| DNBR089                       | 2" x 9"         | 5     | 20     |
| DNBR0810                      | 2" x 10"        | 5     | 20     |
| DNBR0812                      | 2" x 12"        | 5     | 20     |
| DNBR09CL                      | 2-1/2" x CLOSE  | 5     | 60     |
| DNBR093                       | 2-1/2" x 3"     | 1     | 10     |

| CARTON QUANTITIES                           |                 |       |        |
|---|-----------------|-------|--------|
| MODEL NUMBER                                | SIZE            | INNER | MASTER |
| <b>Domestic Brass Nipples</b>               |                 |       |        |
| DNBR09312                                   | 2-1/2" x 3-1/2" | 1     | 10     |
| DNBR094                                     | 2-1/2" x 4"     | 1     | 1      |
| DNBR09412                                   | 2-1/2" x 4-1/2" | 1     | 10     |
| DNBR095                                     | 2-1/2" x 5"     | 1     | 10     |
| DNBR09512                                   | 2-1/2" x 5-1/2" | 1     | 10     |
| DNBR096                                     | 2-1/2" x 6"     | 1     | 1      |
| DNBR103                                     | 3" x 3"         | 1     | 10     |
| DNBR104                                     | 3" x 4"         | 1     | 10     |
| DNBR105                                     | 3" x 5"         | 1     | 10     |
| DNBR10512                                   | 3" x 5-1/2"     | 1     | 10     |
| DNBR096                                     | 3" x 6"         | 1     | 1      |
| DNBR108                                     | 3" x 8"         | 1     | 1      |
| DNBR113                                     | 4" x 3"         | 1     | 1      |
| DNBR11312                                   | 4" x 3-1/2"     | 1     | 10     |
| DNBR11512                                   | 4" x 5-1/2"     | 1     | 10     |
| DNBR118                                     | 4" x 8"         | 1     | 10     |
| DNBR11CL                                    | 4" x CLOSE      | 1     | 10     |
| <b>Domestic Brass Nipples - Extra Heavy</b> |                 |       |        |
| DNBRX033                                    | 1/2" x 3"       | 1     | 25     |
| DNBRX04112                                  | 3/4" x 1-1/2"   | 1     | 25     |
| DNBRX043                                    | 3/4" x 3"       | 1     | 25     |
| DNBRX04312                                  | 3/4" x 3-1/2"   | 1     | 25     |
| DNBRX052                                    | 1" x 2"         | 1     | 25     |
| DNBRX053                                    | 1" x 3"         | 1     | 25     |
| DNBRX054                                    | 1" x 4"         | 1     | 25     |
| DNBRX056                                    | 1" x 6"         | 1     | 25     |
| DNBRX0524                                   | 1" x 24"        | 1     | 1      |
| DNBRX0536                                   | 1" x 36"        | 1     | 1      |
| DNBRX084                                    | 2" x 4"         | 1     | 10     |
| DNBRX086                                    | 2" x 6"         | 1     | 10     |
| DNBRX104                                    | 3" x 4"         | 1     | 10     |
| DNBRX106                                    | 3" x 6"         | 1     | 10     |

# SCHEDULE 40 - WELDED | 304 | Stainless Steel Nipples



- Dimensions and Ends Conform to ASTM A733
  - Conforms to ASTM A312
- Stocked in Sizes 1/8" - 4 Diameter
- Thread Conforms to ASTM B1.20.1
  - RoHS Compliant
- Material Test Reports (MTR'S) Available

| MODEL NUMBER                       | SIZE          | CARTON QUANTITIES |        |
|------------------------------------|---------------|-------------------|--------|
|                                    |               | INNER             | MASTER |
| <b>304 Stainless Steel Nipples</b> |               |                   |        |
| SSN30400CL                         | 1/8" x CLOSE  | 25                | 450    |
| SSN30400112                        | 1/8" x 1-1/2" | 25                | 450    |
| SSN304002                          | 1/8" x 2"     | 25                | 450    |
| SSN30400212                        | 1/8" x 2-1/2" | 25                | 450    |
| SSN304003                          | 1/8" x 3"     | 25                | 450    |
| SSN30400312                        | 1/8" x 3-1/2" | 25                | 450    |
| SSN304004                          | 1/8" x 4"     | 25                | 450    |
| SSN30400412                        | 1/8" x 4-1/2" | 25                | 300    |
| SSN304005                          | 1/8" x 5"     | 25                | 300    |
| SSN30400512                        | 1/8" x 5-1/2" | 25                | 300    |
| SSN304006                          | 1/8" x 6"     | 25                | 300    |
| SSN304008                          | 1/8" x 8"     | 1                 | 25     |
| SSN3040010                         | 1/8" x 10"    | 1                 | 25     |
| SSN3040012                         | 1/8" x 12"    | 1                 | 25     |
| SSN30401CL                         | 1/4" x CLOSE  | 25                | 450    |
| SSN30401112                        | 1/4" x 1-1/2" | 25                | 450    |
| SSN304012                          | 1/4" x 2"     | 25                | 450    |
| SSN30401212                        | 1/4" x 2-1/2" | 25                | 450    |
| SSN304013                          | 1/4" x 3"     | 25                | 450    |
| SSN30401312                        | 1/4" x 3-1/2" | 25                | 450    |
| SSN304014                          | 1/4" x 4"     | 25                | 450    |
| SSN30401412                        | 1/4" x 4-1/2" | 25                | 300    |
| SSN304015                          | 1/4" x 5"     | 25                | 300    |
| SSN30401512                        | 1/4" x 5-1/2" | 25                | 300    |
| SSN304016                          | 1/4" x 6"     | 25                | 300    |
| SSN304018                          | 1/4" x 8"     | 1                 | 25     |
| SSN3040110                         | 1/4" x 10"    | 1                 | 25     |
| SSN3040112                         | 1/4" x 12"    | 1                 | 25     |
| SSN30402CL                         | 3/8" x CLOSE  | 25                | 450    |
| SSN30402112                        | 3/8" x 1-1/2" | 25                | 450    |
| SSN304022                          | 3/8" x 2"     | 25                | 450    |
| SSN30402212                        | 3/8" x 2-1/2" | 25                | 450    |
| SSN304023                          | 3/8" x 3"     | 25                | 450    |
| SSN30402312                        | 3/8" x 3-1/2" | 25                | 450    |
| SSN304024                          | 3/8" x 4"     | 25                | 450    |
| SSN30402412                        | 3/8" x 4-1/2" | 25                | 300    |
| SSN304025                          | 3/8" x 5"     | 25                | 300    |
| SSN30402512                        | 3/8" x 5-1/2" | 25                | 300    |
| SSN304026                          | 3/8" x 6"     | 25                | 300    |
| SSN304028                          | 3/8" x 8"     | 1                 | 25     |
| SSN3040210                         | 3/8" x 10"    | 1                 | 25     |
| SSN3040212                         | 3/8" x 12"    | 1                 | 25     |
| SSN30403CL                         | 1/2" x CLOSE  | 25                | 450    |

| MODEL NUMBER                       | SIZE          | CARTON QUANTITIES |        |
|------------------------------------|---------------|-------------------|--------|
|                                    |               | INNER             | MASTER |
| <b>304 Stainless Steel Nipples</b> |               |                   |        |
| SSN30403112                        | 1/2" x 1-1/2" | 25                | 450    |
| SSN304032                          | 1/2" x 2"     | 25                | 450    |
| SSN30403212                        | 1/2" x 2-1/2" | 25                | 300    |
| SSN304033                          | 1/2" x 3"     | 25                | 300    |
| SSN30403312                        | 1/2" x 3-1/2" | 25                | 300    |
| SSN304034                          | 1/2" x 4"     | 25                | 300    |
| SSN30403412                        | 1/2" x 4-1/2" | 25                | 200    |
| SSN304035                          | 1/2" x 5"     | 25                | 200    |
| SSN30403512                        | 1/2" x 5-1/2" | 25                | 200    |
| SSN304036                          | 1/2" x 6"     | 25                | 200    |
| SSN304037                          | 1/2" x 7"     | 1                 | 25     |
| SSN304038                          | 1/2" x 8"     | 1                 | 25     |
| SSN304039                          | 1/2" x 9"     | 1                 | 25     |
| SSN3040310                         | 1/2" x 10"    | 1                 | 25     |
| SSN3040311                         | 1/2" x 11"    | 1                 | 25     |
| SSN3040312                         | 1/2" x 12"    | 1                 | 25     |
| SSN30404CL                         | 3/4" x CLOSE  | 25                | 450    |
| SSN30404112                        | 3/4" x 1-1/2" | 25                | 450    |
| SSN304042                          | 3/4" x 2"     | 25                | 300    |
| SSN30404212                        | 3/4" x 2-1/2" | 25                | 200    |
| SSN304043                          | 3/4" x 3"     | 25                | 200    |
| SSN30404312                        | 3/4" x 3-1/2" | 25                | 200    |
| SSN304044                          | 3/4" x 4"     | 25                | 150    |
| SSN30404412                        | 3/4" x 4-1/2" | 25                | 150    |
| SSN304045                          | 3/4" x 5"     | 25                | 150    |
| SSN30404512                        | 3/4" x 5-1/2" | 25                | 150    |
| SSN304046                          | 3/4" x 6"     | 25                | 150    |
| SSN304047                          | 3/4" x 7"     | 1                 | 25     |
| 25SSN304048                        | 3/4" x 8"     | 1                 | 25     |
| SSN304049                          | 3/4" x 9"     | 1                 | 25     |
| SSN3040410                         | 3/4" x 10"    | 1                 | 25     |
| SSN3040411                         | 3/4" x 11"    | 1                 | 25     |
| SSN3040412                         | 3/4" x 12"    | 1                 | 25     |
| SSN30405CL                         | 1" x CLOSE    | 25                | 200    |
| SSN304052                          | 1" x 2"       | 25                | 200    |
| SSN30405212                        | 1" x 2-1/2"   | 25                | 150    |
| SSN304053                          | 1" x 3"       | 25                | 150    |
| SSN30405312                        | 1" x 3-1/2"   | 25                | 150    |
| SSN304054                          | 1" x 4"       | 25                | 150    |
| SSN3045412                         | 1 x 4-1/2"    | 25                | 150    |
| SSN304055                          | 1" x 5"       | 25                | 150    |
| SSN3040512                         | 1" x 5-1/2"   | 25                | 150    |
| SSN304056                          | 1" x 6"       | 25                | 150    |



# Stainless Steel Nipple | 304 | WELDED - SCHEDULE 40


- Dimensions and Ends Conform to ASTM A733
- Conforms to ASTM A312
- Stocked in Sizes 1/8" - 4 Diameter
- Thread Conforms to ASTM B1.20.1
- RoHS Compliant
- Material Test Reports (MTR'S) Available



| MODEL NUMBER                       | SIZE            | CARTON QUANTITIES |        |
|------------------------------------|-----------------|-------------------|--------|
|                                    |                 | INNER             | MASTER |
| <b>304 Stainless Steel Nipples</b> |                 |                   |        |
| SSN304057                          | 1" x 7"         | 1                 | 10     |
| SSN304058                          | 1" x 8"         | 1                 | 10     |
| SSN304059                          | 1" x 9"         | 1                 | 10     |
| SSN3040510                         | 1" x 10"        | 1                 | 10     |
| SSN3040511                         | 1" x 11"        | 1                 | 10     |
| SSN3040512                         | 1" x 12"        | 1                 | 10     |
| SSN30406CL                         | 1-1/4" x CLOSE  | 5                 | 90     |
| SSN304062                          | 1-1/4" x 2"     | 5                 | 90     |
| SSN30406212                        | 1-1/4" x 2-1/2" | 5                 | 90     |
| SSN304063                          | 1-1/4" x 3"     | 5                 | 90     |
| SSN30406312                        | 1-1/4" x 3-1/2" | 5                 | 90     |
| SSN304064                          | 1-1/4" x 4"     | 5                 | 90     |
| SSN30406412                        | 1-1/4" x 4-1/2" | 5                 | 60     |
| SSN304065                          | 1-1/4" x "      | 5                 | 60     |
| SSN30406512                        | 1-1/4" x 5-1/2" | 5                 | 60     |
| SSN304066                          | 1-1/4" x 6"     | 5                 | 60     |
| SSN304067                          | 1-1/4" x 7"     | 1                 | 5      |
| SSN304068                          | 1-1/4" x 8"     | 1                 | 5      |
| SSN304069                          | 1-1/4" x 9"     | 1                 | 5      |
| SSN3040610                         | 1-1/4" x 10"    | 1                 | 5      |
| SSN3040611                         | 1-1/4" x 11"    | 1                 | 5      |
| SSN3040612                         | 1-1/4" x 12"    | 1                 | 5      |
| SSN30407CL                         | 1-1/2" x CLOSE  | 5                 | 90     |
| SSN304072                          | 1-1/2" x 2"     | 5                 | 90     |
| SSN30407212                        | 1-1/2" x 2-1/2" | 5                 | 60     |
| SSN304073                          | 1-1/2" x 3"     | 5                 | 60     |
| SSN30407312                        | 1-1/2" x 3-1/2" | 5                 | 60     |
| SSN304074                          | 1-1/2" x 4"     | 5                 | 60     |
| SSN30407412                        | 1-1/2" x 4-1/2" | 5                 | 40     |
| SSN304075                          | 1-1/2" x 5"     | 5                 | 40     |
| SSN30407512                        | 1-1/2" x 5-1/2" | 5                 | 40     |
| SSN304076                          | 1-1/2" x 6"     | 5                 | 40     |
| SSN304077                          | 1-12" x 7"      | 1                 | 5      |
| SSN304078                          | 1-1/2" x 8"     | 1                 | 5      |
| SSN304079                          | 1-1/2" x 9"     | 1                 | 20     |
| SSN3040710                         | 1-1/2" x 10"    | 1                 | 5      |
| SSN3040711                         | 1-1/2" x 11"    | 1                 | 5      |
| SSN3040712                         | 1-1/2" x 12"    | 1                 | 5      |
| SSN30408CL                         | 2" x CLOSE      | 5                 | 60     |
| SSN30408212                        | 2" x 2-1/2"     | 5                 | 40     |
| SSN304083                          | 2" x 3"         | 5                 | ?      |
| SSN30408312                        | 2" x 3-1/2"     | 5                 | 40     |

| MODEL NUMBER                       | SIZE            | CARTON QUANTITIES |        |
|------------------------------------|-----------------|-------------------|--------|
|                                    |                 | INNER             | MASTER |
| <b>304 Stainless Steel Nipples</b> |                 |                   |        |
| SSN304084                          | 2" x 4"         | 5                 | 40     |
| SSN30408412                        | 2" x 4-1/2"     | 5                 | 30     |
| SSN304085                          | 2" x 5"         | 5                 | 30     |
| SSN30408512                        | 2" x 5-1/2"     | 5                 | 30     |
| SSN304086                          | 2" x 6"         | 5                 | 30     |
| SSN304087                          | 2" x 7"         | 1                 | 5      |
| SSN304088                          | 2" x 8"         | 1                 | 5      |
| SSN304089                          | 2" x 9"         | 1                 | 5      |
| SSN3040810                         | 2" x 10"        | 1                 | 5      |
| SSN3040811                         | 2" x 11"        | 1                 | 5      |
| SSN3040812                         | 2" x 12"        | 1                 | 5      |
| SSN30409CL                         | 2-1/2" x CLOSE  | 1                 | 35     |
| SSN304093                          | 2-1/2" x 3"     | 1                 | 35     |
| SSN30409312                        | 2-1/2" x 3-1/2" | 1                 | 25     |
| SSN304094                          | 2-1/2" x 4"     | 1                 | 25     |
| SSN30409412                        | 2-1/2" x 4-1/2" | 1                 | 25     |
| SSN304095                          | 2-1/2" x 5"     | 1                 | 20     |
| SSN30409512                        | 2-1/2" x 5-1/2" | 1                 | 20     |
| SSN304096                          | 2-1/2" x 6"     | 1                 | 20     |
| SSN304089                          | 2-1/2" x 8"     | 1                 | 5      |
| SSN3040910                         | 2-1/2" x 10"    | 1                 | 5      |
| SSN3040912                         | 2-1/2" x 12"    | 1                 | 5      |
| SSN30410CL                         | 3" x CLOSE      | 1                 | 25     |
| SSN304103                          | 3" x 3"         | 1                 | 25     |
| SSN30410312                        | 3" x 3-1/2"     | 1                 | 20     |
| SSN304104                          | 3" x 4"         | 1                 | 20     |
| SSN30410412                        | 3" x 4-1/2"     | 1                 | 15     |
| SSN304105                          | 3" x 5"         | 1                 | 15     |
| SSN30410512                        | 3" x 5-1/2"     | 1                 | 15     |
| SSN304106                          | 3" x 6"         | 1                 | 15     |
| SSN304108                          | 3" x 8"         | 1                 | 10     |
| SSN3041010                         | 3" x 10"        | 1                 | 10     |
| SSN3041012                         | 3" x 12"        | 1                 | 10     |
| SSN30411CL                         | 4" x CLOSE      | 1                 | 15     |
| SSN304114                          | 4" x 4"         | 1                 | 15     |
| SSN30411412                        | 4" x 4-1/2"     | 1                 | 10     |
| SSN304115                          | 4" x 5"         | 1                 | 10     |
| SSN304116                          | 4" x 6"         | 1                 | 10     |
| SSN304118                          | 4" x 8"         | 1                 | 5      |
| SSN3041110                         | 4" x 10"        | 1                 | 5      |
| SSN3041112                         | 4" x 12"        | 1                 | 5      |

# SCHEDULE 40 - WELDED | 316 | Stainless Steel Nipples



- Dimensions and Ends Conform to ASTM A733
  - Conforms to ASTM A312
- Stocked in Sizes 1/8" - 4 Diameter
- Thread Conforms to ASTM B1.20.1
  - RoHS Compliant
- Material Test Reports (MTR'S) Available

| MODEL NUMBER                       | SIZE          | CARTON QUANTITIES |        |
|------------------------------------|---------------|-------------------|--------|
|                                    |               | INNER             | MASTER |
| <b>316 Stainless Steel Nipples</b> |               |                   |        |
| SSN31600CL                         | 1/8" x CLOSE  | 25                | 450    |
| SSN31600112                        | 1/8" x 1-1/2" | 25                | 450    |
| SSN316002                          | 1/8" x 2"     | 25                | 450    |
| SSN31600212                        | 1/8" x 2-1/2" | 25                | 450    |
| SSN316003                          | 1/8" x 3"     | 25                | 450    |
| SSN31600312                        | 1/8" x 3-1/2" | 25                | 450    |
| SSN316004                          | 1/8" x 4"     | 25                | 450    |
| SSN31600412                        | 1/8" x 4-1/2" | 25                | 300    |
| SSN316005                          | 1/8" x 5"     | 25                | 300    |
| SSN31600512                        | 1/8" x 5-1/2" | 25                | 300    |
| SSN316006                          | 1/8" x 6"     | 25                | 300    |
| SSN316008                          | 1/8" x 8"     | 1                 | 25     |
| SSN3160010                         | 1/8" x 10"    | 1                 | 25     |
| SSN3160012                         | 1/8" x 12"    | 1                 | 25     |
| SSN31601CL                         | 1/4" x CLOSE  | 25                | 450    |
| SSN31601112                        | 1/4" x 1-1/2" | 25                | 450    |
| SSN316012                          | 1/4" x 2"     | 25                | 450    |
| SSN31601212                        | 1/4" x 2-1/2" | 25                | 450    |
| SSN316013                          | 1/4" x 3"     | 25                | 450    |
| SSN31601312                        | 1/4" x 3-1/2" | 25                | 450    |
| SSN316014                          | 1/4" x 4"     | 25                | 450    |
| SSN31601412                        | 1/4" x 4-1/2" | 25                | 300    |
| SSN316015                          | 1/4" x 5"     | 25                | 300    |
| SSN31601512                        | 1/4" x 5-1/2" | 25                | 300    |
| SSN316016                          | 1/4" x 6"     | 25                | 300    |
| SSN316018                          | 1/4" x 8"     | 1                 | 25     |
| SSN3160110                         | 1/4" x 10"    | 1                 | 25     |
| SSN3160012                         | 1/4" x 12"    | 1                 | 25     |
| SSN31602CL                         | 3/8" x CLOSE  | 25                | 450    |
| SSN31602112                        | 3/8" x 1-1/2" | 25                | 450    |
| SSN316022                          | 3/8" x 2"     | 25                | 45     |
| SSN31602212                        | 3/8" x 2-1/2" | 25                | 450    |
| SSN316023                          | 3/8" x 3"     | 25                | 450    |
| SSN31602312                        | 3/8" x 3-1/2" | 25                | 450    |
| SSN316024                          | 3/8" x 4"     | 25                | 450    |
| SSN31602412                        | 3/8" x 4-1/2" | 25                | 300    |
| SSN316025                          | 3/8" x 5"     | 25                | 300    |
| SSN31602512                        | 3/8" x 5-1/2" | 25                | 300    |
| SSN316026                          | 3/8" x 6"     | 25                | 300    |
| SSN316028                          | 3/8" x 8"     | 1                 | 25     |
| SSN3160210                         | 3/8" x 10"    | 1                 | 25     |
| SSN3160212                         | 3/8" x 12"    | 1                 | 25     |
| SSN31603CL                         | 1/2" x CLOSE  | 25                | 450    |

| MODEL NUMBER                       | SIZE          | CARTON QUANTITIES |        |
|------------------------------------|---------------|-------------------|--------|
|                                    |               | INNER             | MASTER |
| <b>316 Stainless Steel Nipples</b> |               |                   |        |
| SSN31603112                        | 1/2" x 1-1/2" | 25                | 450    |
| SSN316032                          | 1/2" x 2"     | 25                | 450    |
| SSN31603212                        | 1/2" x 2-1/2" | 25                | 300    |
| SSN316033                          | 1/2" x 3"     | 25                | 300    |
| SSN31603312                        | 1/2" x 3-1/2" | 25                | 300    |
| SSN316034                          | 1/2" x 4"     | 25                | 300    |
| SSN31603412                        | 1/2" x 4-1/2" | 25                | 200    |
| SSN316035                          | 1/2" x 5"     | 25                | 200    |
| SSN31603512                        | 1/2" x 5-1/2" | 25                | 200    |
| SSN316036                          | 1/2" x 6"     | 25                | 200    |
| SSN316037                          | 1/2" x 7"     | 1                 | 25     |
| SSN316038                          | 1/2" x 8"     | 1                 | 25     |
| SSN316039                          | 1/2" x 9"     | 1                 | 25     |
| SSN3160310                         | 1/2" x 10"    | 1                 | 25     |
| SSN3160311                         | 1/2" x 11"    | 1                 | 25     |
| SSN3160312                         | 1/2" x 12"    | 1                 | 25     |
| SSN31604CL                         | 3/4" x CLOSE  | 25                | 450    |
| SSN31604112                        | 3/4" x 1-1/2" | 25                | 450    |
| SSN316042                          | 3/4" x 2"     | 25                | 300    |
| SSN31604212                        | 3/4" x 2-1/2" | 25                | 200    |
| SSN316043                          | 3/4" x 3"     | 25                | 200    |
| SSN31604312                        | 3/4" x 3-1/2" | 25                | 200    |
| SSN316044                          | 3/4" x 4"     | 25                | 150    |
| SSN31604412                        | 3/4" x 4-1/2" | 25                | 150    |
| SSN316045                          | 3/4" x 5"     | 25                | 150    |
| SSN31604512                        | 3/4" x 5-1/2" | 25                | 150    |
| SSN316046                          | 3/4" x 6"     | 25                | 150    |
| SSN316047                          | 3/4" x 7"     | 1                 | 25     |
| SSN316048                          | 3/4" x 8"     | 1                 | 25     |
| SSN316049                          | 3/4" x 9"     | 1                 | 25     |
| SSN3160410                         | 3/4" x 10"    | 1                 | 25     |
| SSN3160411                         | 3/4" x 11"    | 1                 | 25     |
| SSN3160412                         | 3/4" x 12"    | 1                 | 25     |
| SSN31605CL                         | 1" x CLOSE    | 25                | 200    |
| SSN316052                          | 1" x 2"       | 25                | 200    |
| SSN31605212                        | 1" x 2-1/2"   | 25                | 150    |
| SSN316053                          | 1" x 3"       | 25                | 150    |
| SSN31605312                        | 1" x 3-1/2"   | 25                | 150    |
| SSN316054                          | 1" x 4"       | 25                | 100    |
| SSN31605412                        | 1" x 4-1/2"   | 25                | 100    |
| SSN316055                          | 1" x 5"       | 25                | 100    |
| SSN31605512                        | 1" x 5-1/2"   | 25                | 100    |
| SSN316056                          | 1" x 6"       | 25                | 100    |

# Stainless Steel Nipple | 316 | WELDED - SCHEDULE 40


- Dimensions and Ends Conform to ASTM A733
- Conforms to ASTM A312
- Stocked in Sizes 1/8" - 4 Diameter
- Thread Conforms to ASTM B1.20.1
- RoHS Compliant
- Material Test Reports (MTR'S) Available




| MODEL NUMBER                       | SIZE            | CARTON QUANTITIES |        |
|------------------------------------|-----------------|-------------------|--------|
|                                    |                 | INNER             | MASTER |
| <b>316 Stainless Steel Nipples</b> |                 |                   |        |
| SSN316057                          | 1" x 7"         | 1                 | 10     |
| SSN316058                          | 1" x 8"         | 1                 | 10     |
| SSN316059                          | 1" x 9"         | 1                 | 10     |
| SSN3160510                         | 1" x 10"        | 1                 | 10     |
| SSN3160511                         | 1" x 11"        | 1                 | 10     |
| SSN3160512                         | 1" x 12"        | 1                 | 10     |
| SSN31606CL                         | 1-1/4" x CLOSE  | 5                 | 90     |
| SSN316062                          | 1-1/4" x 2"     | 5                 | 90     |
| SSN31606212                        | 1-1/4" x 2-1/2" | 5                 | 90     |
| SSN316063                          | 1-1/4" x 3"     | 5                 | 90     |
| SSN31606312                        | 1-1/4" x 3-1/2" | 5                 | 90     |
| SSN316064                          | 1-1/4" x 4"     | 5                 | 90     |
| SSN31606412                        | 1-1/4" x 4-1/2" | 5                 | 60     |
| SSN316065                          | 1-1/4" x 5"     | 5                 | 60     |
| SSN31606512                        | 1-1/4" x 5-1/2" | 5                 | 60     |
| SSN316066                          | 1-1/4" x 6"     | 5                 | 60     |
| SSN316067                          | 1-1/4" x 7"     | 1                 | 5      |
| SSN316068                          | 1-1/4" x 8"     | 1                 | 5      |
| SSN316069                          | 1-1/4" x 9"     | 1                 | 5      |
| SSN3160610                         | 1-1/4" x 10"    | 1                 | 5      |
| SSN3160611                         | 1-1/4" x 11"    | 1                 | 5      |
| SSN3160612                         | 1-1/4" x 12"    | 1                 | 5      |
| SSN31607CL                         | 1-1/2" x CLOSE  | 5                 | 90     |
| SSN316072                          | 1-1/2" x 2"     | 5                 | 90     |
| SSN31607212                        | 1-1/2" x 2-1/2" | 5                 | 60     |
| SSN316073                          | 1-1/2" x 3"     | 5                 | 60     |
| SSN31607312                        | 1-1/2" x 3-1/2" | 5                 | 60     |
| SSN316074                          | 1-1/2" x 4"     | 5                 | 60     |
| SSN31607412                        | 1-1/2" x 4-1/2" | 5                 | 40     |
| SSN316075                          | 1-1/2" x 5"     | 5                 | 40     |
| SSN31607512                        | 1-1/2" x 5-1/2" | 5                 | 40     |
| SSN316076                          | 1-1/2" x 6"     | 5                 | 40     |
| SSN316077                          | 1-1/2" x 7"     | 1                 | 5      |
| SSN316078                          | 1-1/2" x 8"     | 1                 | 5      |
| SSN316079                          | 1-1/2" x 9"     | 1                 | 5      |
| SSN3160710                         | 1-1/2" x 10"    | 1                 | 5      |
| SSN3160711                         | 1-1/2" x 11"    | 1                 | 5      |
| SSN3160712                         | 1-1/2" x 12"    | 1                 | 5      |
| SSN31608CL                         | 2" x CLOSE      | 5                 | 60     |
| SSN31608212                        | 2" x 2-1/2"     | 5                 | 40     |
| SSN316083                          | 2" x 3"         | 5                 | 40     |
| SSN31608312                        | 2" x 3-1/2"     | 5                 | 40     |

| MODEL NUMBER                       | SIZE            | CARTON QUANTITIES |        |
|------------------------------------|-----------------|-------------------|--------|
|                                    |                 | INNER             | MASTER |
| <b>316 Stainless Steel Nipples</b> |                 |                   |        |
| SSN316084                          | 2" x 4"         | 5                 | 40     |
| SSN31608412                        | 2" x 4-1/2"     | 5                 | 30     |
| SSN316085                          | 2" x 5"         | 5                 | 30     |
| SSN31608512                        | 2" x 5-1/2"     | 5                 | 30     |
| SSN316086                          | 2" x 6"         | 5                 | 30     |
| SSN316087                          | 2" x 7"         | 1                 | 5      |
| SSN316088                          | 2" x 8"         | 1                 | 5      |
| SSN316089                          | 2" x 9"         | 1                 | 5      |
| SSN3160810                         | 2" x 10"        | 1                 | 5      |
| SSN3160811                         | 2" x 11"        | 1                 | 5      |
| SSN3160812                         | 2" x 12"        | 1                 | 5      |
| SSN31609CL                         | 2-1/2" x CLOSE  | 12                | 36     |
| SSN316093                          | 2-1/2" x 3"     | 12                | 36     |
| SSN31609312                        | 2-1/2" x 3-1/2" | 9                 | 27     |
| SSN316094                          | 2-1/2" x 4"     | 12                | 36     |
| SSN31609412                        | 2-1/2" x 4-1/2" | 9                 | 27     |
| SSN316095                          | 2-1/2" x 5"     | 12                | 36     |
| SSN31609512                        | 2-1/2" x 5-1/2" | 9                 | 27     |
| SSN316096                          | 2-1/2" x 6"     | 12                | 36     |
| SSN316098                          | 2-1/2" x 8"     | 1                 | 15     |
| SSN3160910                         | 2-1/2" x 10"    | 1                 | 10     |
| SSN3160912                         | 2-1/2" x 12"    | 1                 | 10     |
| SSN31610CL                         | 3" x CLOSE      | 1                 | 15     |
| SSN316103                          | 3" x 3"         | 1                 | 15     |
| SSN31610312                        | 3" x 3-1/2"     | 1                 | 15     |
| SSN316104                          | 3" x 4"         | 1                 | 8      |
| SSN31610412                        | 3" x 4-1/2"     | 1                 | 15     |
| SSN316105                          | 3" x 5"         | 1                 | 8      |
| SSN31610512                        | 3" x 5-1/2"     | 1                 | 15     |
| SSN316106                          | 3" x 6"         | 1                 | 6      |
| SSN316108                          | 3" x 8"         | 1                 | 10     |
| SSN3161010                         | 3" x 10"        | 1                 | 10     |
| SSN3161012                         | 3" x 12"        | 1                 | 10     |
| SSN31611CL                         | 4" x CLOSE      | 1                 | 15     |
| SSN316114                          | 4" x 4"         | 1                 | 8      |
| SSN31611412                        | 4" x 4-1/2"     | 1                 | 8      |
| SSN316115                          | 4" x 5"         | 1                 | 8      |
| SSN316116                          | 4" x 6"         | 1                 | 8      |
| SSN316118                          | 4" x 8"         | 1                 | 5      |
| SSN3161110                         | 4" x 10"        | 1                 | 5      |
| SSN3161112                         | 4" x 12"        | 1                 | 5      |




- Grooved x Bevel and Grooved x Threaded
- Conforms to ASTM A53 and ASME B1.20.1
- All Grooves are Cut Grooved Per AWWA C606

|  | MODEL NUMBER | SIZE        | CARTON QUANTITIES |        |
|--|--------------|-------------|-------------------|--------|
|  |              |             | INNER             | MASTER |
| <b>Grooved x Bevel</b>   |              |             |                   |        |
|  | ZNB084GB     | 2" x 4"     | 1                 | 40     |
|  | ZNB094GB     | 2-1/2" x 4" | 5                 | 25     |
|  | ZNB103GB     | 3" x 3"     | 1                 | 25     |
|  | ZNB104GB     | 3" x 4"     | 1                 | 20     |
|  | ZNB114GB     | 4" x 4"     | 1                 | 15     |

|  | MODEL NUMBER | SIZE        | CARTON QUANTITIES |        |
|--|--------------|-------------|-------------------|--------|
|  |              |             | INNER             | MASTER |
| <b>Grooved x Threaded</b>  |              |             |                   |        |
|  | ZNB074GT     | 1-1/2" x 4" | 5                 | 60     |
|  | ZNB084GT     | 2" x 4"     | 1                 | 40     |
|  | ZNB094GT     | 2-1/2" x 4" | 5                 | 25     |
|  | ZNB103GT     | 3" x 3"     | 1                 | 25     |
|  | ZNB104GT     | 3" x 4"     | 1                 | 20     |
|  | ZNB114GT     | 4" x 4"     | 1                 | 15     |
|  | ZNB116GT     | 4" x 6"     | 5                 | 10     |

# Dielectric Nipples

- Used to Properly Connect Different Metal Piping
- Prevents the Deterioration of the Pipe Connections and Stray Induced Electrical Currents
- ASTM A-53 Galvanized Steel Sch.40
- Nipples Available in: Thread x Thread, Groove x Groove, Thread x Groove
- Meets ASTM F-492-95 and are Temperature Rated 110 °C/230 °F

|  | MODEL NUMBER           | SIZE          | CARTON QUANTITIES |        |
|--|------------------------|---------------|-------------------|--------|
|  |                        |               | INNER             | MASTER |
| <b>Dielectric Nipples</b>  | <b>Thread x Thread</b> |               |                   |        |
|    | DNTT033                | 1/2" x 1/2"   | 25                | 200    |
|  | DNTT034                | 1/2" x 3/4"   | 25                | 200    |
|  | DNTT04212              | 3/4" x 2-1/2" | 25                | 300    |
|  | DNTT043                | 3/4" x 3"     | 25                | 200    |
|  | DNTT044                | 3/4" x 4"     | 25                | 200    |
|  | DNTT054                | 1" x 4"       | 25                | 100    |
|  | DNTT064                | 1-1/4" x 4"   | 25                | 100    |
|  | DNTT074                | 1-1/2" x 4"   | 25                | 50     |
|  | DNTT084                | 2" x 4"       | 1                 | 40     |
|  | DNTT096                | 2-1/2" x 6"   | 1                 | 20     |
|  | DNTT106                | 3" x 6"       | 1                 | 10     |
| DNTT116  | 4" x 6"                | 1             | 8                 |        |
| <b>Dielectric Nipples</b>  | <b>Groove x Groove</b> |               |                   |        |
|  | DNGG084                | 2" x 4"       | 1                 | 40     |
|  | DNGG096                | 2-1/2" x 6"   | 1                 | 20     |
|  | DNGG106                | 3" x 6"       | 1                 | 10     |
|  | DNGG116                | 4" x 6"       | 1                 | 8      |
| <b>Dielectric Nipples</b>  | <b>Thread x Groove</b> |               |                   |        |
|  | DNTG084                | 2" x 4"       | 1                 | 40     |
|  | DNTG096                | 2-1/2" x 6"   | 1                 | 20     |
|  | DNTG106                | 3" x 6"       | 1                 | 10     |
|  | DNTG116                | 4" x 6"       | 1                 | 8      |



# Chrome Plated Brass Nipples

- Meets or Exceeds All Applicable ASTM & ANSI Standards
  - Stocked 3/8" - 3/4"
- Available in Lengths up to 6"
  - Individually Wrapped

| Chrome Plated | MODEL NUMBER | SIZE          | CARTON QUANTITIES |        |
|---------------|--------------|---------------|-------------------|--------|
|               |              |               | INNER             | MASTER |
|               | NC02CL       | 3/8" x CLOSE  | 1                 | 25     |
|               | NC02112      | 3/8" x 1-1/2" | 1                 | 25     |
|               | NC022        | 3/8" x 2"     | 1                 | 25     |
|               | NC02212      | 3/8" x 2-1/2" | 1                 | 25     |
|               | NC023        | 3/8" x 3"     | 1                 | 25     |
|               | NC02312      | 3/8" x 3-1/2" | 1                 | 25     |
|               | NC024        | 3/8" x 4"     | 1                 | 25     |
|               | NC02412      | 3/8" x 4-1/2" | 1                 | 25     |
|               | NC025        | 3/8" x 5"     | 1                 | 25     |
|               | NC02512      | 3/8" x 5-1/2" | 1                 | 25     |
|               | NC026        | 3/8" x 6"     | 1                 | 25     |
|               | NC03CL       | 1/2" x CLOSE  | 1                 | 25     |
|               | NC03112      | 1/2" x 1-1/2" | 1                 | 25     |
|               | NC032        | 1/2" x 2"     | 1                 | 25     |
|               | NC03212      | 1/2" x 2-1/2" | 1                 | 25     |
|               | NC033        | 1/2" x 3"     | 1                 | 25     |
|               | NC03312      | 1/2" x 3-1/2" | 1                 | 25     |
|               | NC034        | 1/2" x 4"     | 1                 | 25     |
|               | NC03412      | 1/2" x 4-1/2" | 1                 | 25     |
|               | NC035        | 1/2" x 5"     | 1                 | 25     |
|               | NC03512      | 1/2" x 5-1/2" | 1                 | 25     |
|               | NC036        | 1/2" x 6"     | 1                 | 25     |
|               | NC04CL       | 3/4" x CLOSE  | 1                 | 25     |
|               | NC04112      | 3/4" x 1-1/2" | 1                 | 25     |
|               | NC042        | 3/4" x 2"     | 1                 | 25     |
|               | NC04212      | 3/4" x 2-1/2" | 1                 | 25     |
|               | NC043        | 3/4" x 3"     | 1                 | 25     |
|               | NC04312      | 3/4" x 3-1/2" | 1                 | 25     |
|               | NC044        | 3/4" x 4"     | 1                 | 25     |
|               | NC04412      | 3/4" x 4-1/2" | 1                 | 25     |
|               | NC045        | 3/4" x 5"     | 1                 | 25     |
|               | NC04512      | 3/4" x 5-1/2" | 1                 | 25     |
|               | NC046        | 3/4" x 6"     | 1                 | 25     |



# Terms & Conditions of Sale

## ACCEPTANCE

Orders, whether verbal or written, are subject to acceptance by Matco-Norca, Inc. Hereinafter referred to as the seller at its Brewster, N.Y. office. No terms or conditions of buyers order contrary to seller's terms and conditions shall be binding upon seller unless specifically agreed upon by seller in writing. Seller's acceptance of orders shall occur by written acknowledgement or tender of delivery of goods and or services the subject hereof (goods), which ever occurs first.

## PRICES AND SALES POLICY

Until written confirmation of this contract has been received by buyer, all prices are subject to change without prior notice. We reserve the right to adjust orders to standard package quantities unless otherwise stated on buyers purchase order. We reserve the right to make product improvement without notice. If seller determines buyer's credit is unsatisfactory or there is reasonable doubt concerning buyer's ability to pay, payment in advance may be required or buyer shall provide security for such payment in an amount and form acceptable to seller. Unless otherwise specified by seller, terms are 2% 10 days/net 30 days.

Cash discounts apply to the value of goods at the net invoiced value before transportation charges, taxes and additional duties. Unearned cash discounts will be charged back as an unpaid balance to the buyers account. Any past due amount is subject to a finance charge of 1-1/2% per month (18% per year) on the total past due balance in accordance with the Truth-in-lending Act in Title 1 of the Federal Consumer Protection Act effective July 1, 1969.

## TAXES

All prices are exclusive of taxes and excises. Sales, use and other taxes, by whomsoever levied, are to be paid by the buyer and unless invoiced, are to be paid by buyer direct to the appropriate governmental agency. Buyers are required to furnish seller with a copy of their tax exemption or resale certificate, otherwise applicable state sales taxes will be charged.

## DELIVERY AND SHIPMENT OF MATERIALS

All goods are sold F.O.B. sellers warehouse. Delivery of material to a common carrier shall constitute delivery thereof to buyer and risk of loss shall pass to buyer at such time. Claims for damage to or loss of material in transit shall be filed by buyer direct with carrier. Buyer assumes all risks and liability for the results obtained by the use of material delivered hereunder. No claim of any kind, whether as to material delivered or for nondelivery or late delivery of material and whether based on negligence or otherwise, shall be greater in amount than the purchase price of the material in respect to which such claim is made. In no event shall seller be liable for indirect or consequential damages or for anticipated profits or loss of use of equipment.

## RETURNS AND CANCELLATIONS

Permission in writing and return authorization must be obtained from seller before any goods are returned. All returns must be prepaid, no collect shipments will be accepted. All returns made for reasons other than defects are subject to a restocking charge. Discontinued goods are not returnable.

Cancellation of orders may be made only with the sellers written consent and shall be subject to cancellation charges.

## GOVERNING LAW

The entering into, construction, interpretation, performance and discharge of the terms set forth herewith shall be governed in accordance with the laws of the State of New York.

## LIMITED ONE YEAR WARRANTY

Seller warrants the material to be free of defects in material and work-manship, under normal use, proper maintenance and proper operation, for a period of one year from date of delivery to a common carrier for shipment to buyer or his designated agent. The obligation of the seller is limited to (1) repair of the material, or (2) replacement of any component or components proven defective in material or workmanship, or (3) refund of the purchase price. Seller shall have no liability for the cost of removal or reinstallation with respect to any replaced or repaired product. The election of said remedies shall be determined by seller in its sole discretion and shall be considered final disposition.

All implied warranties, including the implied warranties of merchantability and fitness for a particular purpose, are hereby disclaimed and excluded. This warranty is in lieu of all other warranties, guarantees, agreements and similar obligations or seller, in no event shall seller be liable for consequential or incidental damages.

## CLAIMS

No later than ten (10) days from receipt of material buyer will report, in writing, all claims for any damage, defects or shortages. All claims, including for alleged damaged or defective material, shortage negligence or any other cause whatsoever "(defective performance)", shall be deemed waived unless made in writing within the ten (10) day period. However, any defective performance not discoverable within said ten (10) day period (including that discoverable only in processing or in further manufacturing) shall be deemed waived unless made in writing and received by seller in writing within ninety (90) days after receipt or within ten (10) days after buyer learns of the alleged defect, whichever occurs first. Seller's liability shall in no event exceed the purchase price of the material in respect to which the claim is made, or at the election of seller at its sole discretion, and to repair or replacement of such material. Seller shall not be liable for, and buyer assumes all responsibility for, all personal injury and property damage resulting from handling, possession, use or resale of the material by buyer. In no event shall seller be liable for incidental or consequential damages, whether buyer's claim is in contract, negligence, or otherwise. If claim is made, buyer shall permit seller at seller's option to re-inspect the material at buyer's plant or if seller so directs, buyer shall return the material at buyer's expense to seller's facility for re-inspection. No material may be returned to seller without prior written permission from seller.

## FORCE MAJEURE

Anything in this agreement to the contrary notwithstanding, it is expressly agreed that seller shall not be liable for any damages resulting from, and buyer shall not have the right to cancel this order because of any delays caused in whole or in part by fires, floods, windstorms, tornadoes, wars, riots, insurrections, strikes, lockouts sit-downs, slow-downs, or other labor trouble, causing cessation or interruption of operation or by accident, material shortages, labor or fuel shortages, or inability to procure labor or materials, either on the part of the seller, or because any plant, plants or any portion thereof belonging to seller have been commandeered by the legally constituted public authority, or because of any priorities or preferences established for the manufacture, assembly or allotment of materials by order, decree, or to otherwise of the united states, or by any department, bureau, commission, committee, agent or administrator of any legally constituted public authority in any plant of seller, or any of its suppliers, or resulting from any other cause beyond the control of seller.



mail@matco-norca.com  
www.MATCO-NORCA.com



Global sourcing. National compliance. Local service.

**CALIFORNIA**

5595 Fresca Dr.,  
La Palma, CA 90623  
Toll Free: 866-532-8306  
Fax: 866-532-8307

**TEXAS**

1150 Silber Rd.,  
Houston TX 77055  
Toll Free: 800-935-5456  
Fax: 713-680-2999

**ILLINOIS**

278 Windy Point Dr.,  
Glendale Heights, IL 60139  
Toll Free: 844-412-5068  
Fax: 800-640-2252

**GEORGIA**

113 Industrial Blvd.,  
Americus, GA 31709  
Toll Free: 800-433-7526  
Fax: 800-533-5134

**NEW YORK**

PO Box 27, R.22,  
Brewster NY 10509  
Toll Free: 800-431-2082  
Fax: 845-278-9056