

B3Square 6036 Acrylic Configurable Shower Base

Model number:

420006-501-001-101

Dimensions: 59.875" x 35.875" x 3"

Installation: Alcove or Corner

Material: Acrylic

Standard Features:

- Acrylic rectangular shower base with square drain
- Low 3 in. threshold base allowing an easy and safe access
- Certain configurations available with Stabili-T anti-slip bottom meeting ADA, ANSI or CSA

- Chrome grid and drain included (ABS or PVC available)

- Compatible with Utile, most glue-up shower walls and ceramic tiles

Product characteristics:

- Low Threshold
- Utile Compatible
- Bestseller



Standard Colors:



White

Certifications

MAAX products adhere to one or more of the following certifications:



MAAX

B3Square 6036 Acrylic Configurable Shower Base

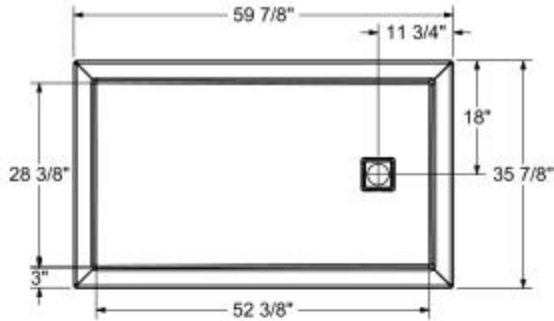
Model number:

420006-501-001-101

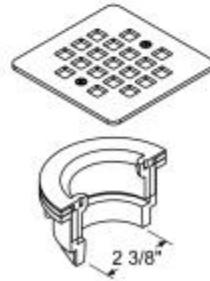
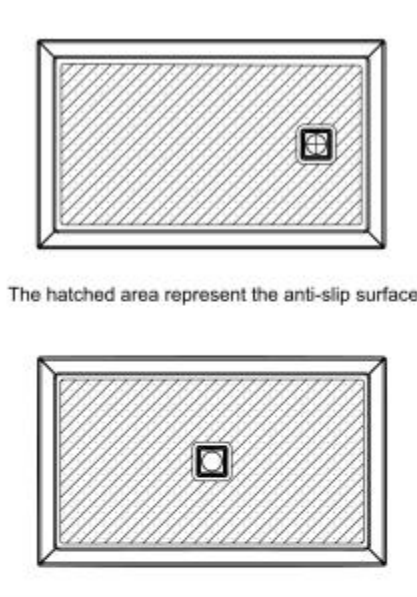
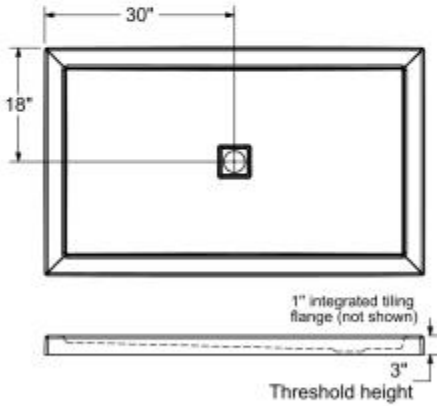
Dimensions: 59.875" x 35.875" x 3"

Installation: Alcove or Corner

Material: Acrylic



DRAIN INCLUDED
ON B3 SQUARE ONLY



This technical drawing is universal for every 6036 configuration.

Integrated tiling flange : 1" height x 1/4" thick (not shown)
Tiling flange position is determined by chosen configuration.

All dimensions are approximate. Structure measurements must be verified against the unit to ensure proper fit.

Dimensions

60 x 36 x 3 In.
(1521 x 911 x 76 mm)

Weight

62 lbs - 28 kg

Shape

Rectangular

Drain location:

Center

Back End

Left

Right

Project:

Contractor:

Representative:

Date:

Tel:

Notes:

MAAX