

ProVore380-SD

Simplex Grinder Side Discharge System

Liberty Pumps®

A Family and Employee Owned Company

Compact system features the ProVore® 1 hp grinder with V-Slice® Cutter Technology. Easily shreds difficult solids such as feminine products, wipes, and rags.

ProVore®

Features

- 115V grinder pump operates on a standard 20A circuit
- Union disconnect for easy serviceability
- 2" Discharge
- 4" No-hub type inlet
- Heavy Schedule 80 PVC discharge pipe (Schedule 40 tee, union, and elbow)
- 2" Electrical conduit hub
- Shallow 24" basin for easier installation in difficult soil conditions
- 41 Gallon capacity for longer pump cycles
- Molded torque stops for pump security
- Durable polyethylene basin
- Anti-flotation collar
- Heavy-duty polyethylene cover
- Stainless steel cover bolts

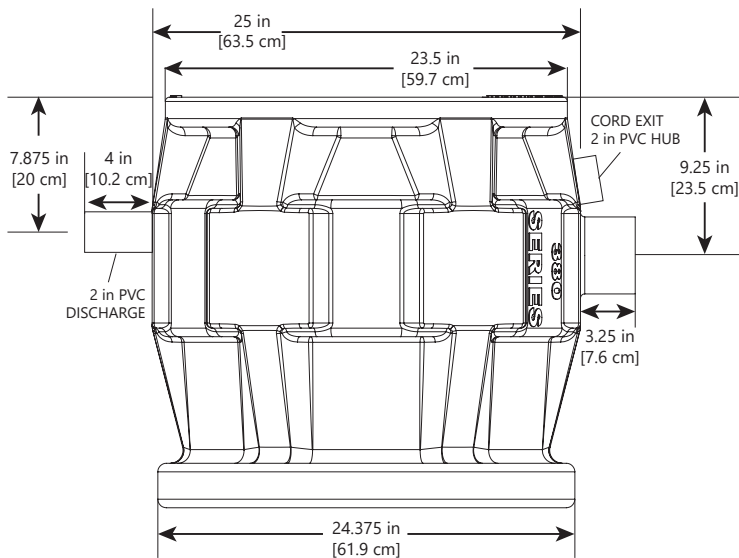


innovate. evolve.

ProVore380-SD


The ProVore380-SD side discharge series provides a professional sewage system for use in indoor or outdoor installations where the burial of electrical lines and piping is preferred. The shallow designed tank allows for easier installation without compromising overall tank capacity – a total of 41 gallons. This provides longer pump cycles that extend the life of the system. The ProVore® grinder pump features Liberty Pumps V-Slice® Cutter Technology. This proven design shreds problem materials such as rags, disposable wipes, and other difficult solids with ease. Other professional features include molded torque stops for pump security, Schedule 80 PVC discharge piping, and a pre-installed union for easy pump removal.

Dimensional Data



V-Slice® Cutter Technology

Shreds difficult solids such as feminine products, wipes, rags, and other debris.

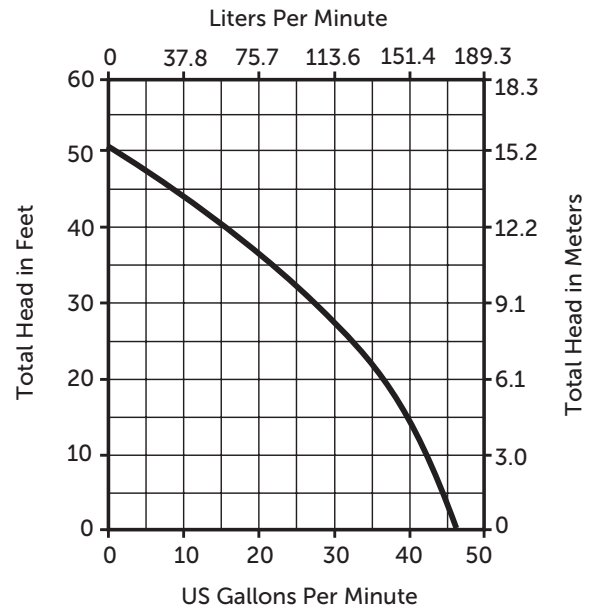


440 Series stainless steel hardened to Rockwell 57c

Patent: See LibertyPumps.com/patents

Performance Curve

60 Hz, 3400 RPM



Models

MODEL	HP	VOLTS	PHASE	DISCHARGE	CORD LENGTH	ALARM	WEIGHT IN LBS
P382PRG101SD-2	1	115	1	2"	25'	No	84
P382PRG101SD-2/A2W	1	115	1	2"	25'	Yes	97

For alarmed model "/A2W", float comes pre-mounted at the proper level in basin. Alarm panel is packaged with unit.

See PRG-Series literature for complete pump performance and specifications. See ALM-2W literature for alarm specifications.

Consult factory for proper pump sizing.



ALM-2W Outdoor Alarm