

## PLASTIC SWITCH HITTER® OUTLET BOX WITH HAMMER ARRESTOR

### SPECIFICATION

Furnish and install Plastic Washing Machine Outlet Box with Hammer Arrestor as manufactured by LSP.

### DESIGN FEATURES

- Integrated valve and arrestor design
- Patented Hammer Arrestor design
- One box does it all
- Built-in test cap
- Easy to install - adjustable faceplate
- Color coded hot and cold handles

### PACKAGING

- T = Tract Pack. All tract packs have faceplates packaged

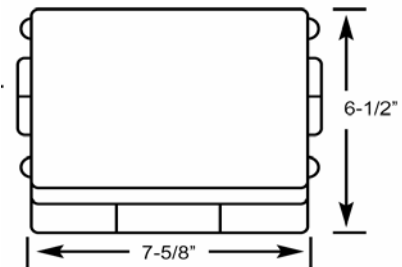
### COMPLIANCES/LISTINGS

- IAPMO File #0901
- Valve meets or exceeds ASME A112.18.1
- Water Hammer Arrestor meets or exceeds ASSE 1010 Listing Number 4393
- IAPMO listed to ASME A112.18.1/CSA B125.1, File 4577
- IAPMO listed to 0901 Outlet Boxes

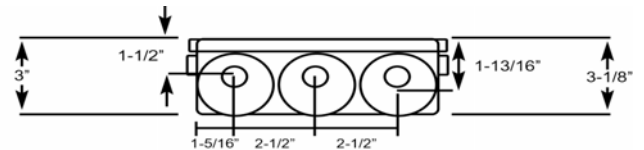


### DIMENSIONS

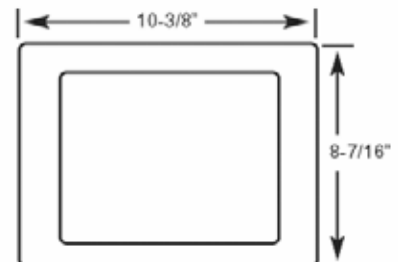
FRONT VIEW



BOTTOM VIEW



FACEPLATE





Legacy of **INNOVATION**

**Specialty Products™**

Part Number	Description	MSTR CTN QTY
<b>With Copper Sweat Valves</b>		
OB-210	White, Unassembled	10
OB-207*	White, Center Outlet	10
OB-209	White, Left Outlet	10
<b>With CPVC Valves</b>		
OB-211	White, Unassembled	10
OB-213	White, Center Outlet	10
<b>With Crimp PEX Valves</b>		
OB-216	White, Unassembled	10
OB-218	White, Center Outlet	10
<b>With UPONOR ProPEX® Valves</b>		
OB-217	White, Unassembled	10
OB-219	White, Assembled	10
<b>With Viega Valves</b>		
OB-237	White, Assembled	10
<b>Replacement Faceplates</b>		
OB-900	Beige Faceplate	100
OB-901	White Faceplate	100
OB-903	White, Deep Faceplate (Depth of 2 Layers of 5/8" Drywall)	100

Add "-T" to the end of the part number for Tract Pack (faceplates packaged separately)

\* Add "-TOP" to the end of the part number for Top Mounted valves

Product Submittal	
Job Name:	Date:
Part Number:	Quantity:
Architect:	
Contractor:	

*Content matter is subject to change at any time. It is the user's responsibility to ensure the most updated revisions are obtained. Rev 2 2/2021*

**2727 CHEMSEARCH BLVD., IRVING, TX 75062 | PHONE: (800) 854-3215 | FAX: (800) 243-1777 | LSPproducts.com**