



Inscribe® Wading Pool®

Vessel bathroom sink
K-2388

Features

- Circular basin with sloping walls.
- No faucet holes; requires wall- or counter-mount faucet.

Material

- KOHLER® enameled cast iron.

Installation

- Center drain.
- Vessel.

Recommended Products/Accessories

K-9018 P-Trap
K-7124 Pop-Up Clicker Drain
K-23726 Drain treatment
K-23725 Cast iron cleaner

Optional Products/Accessories

K-11352 Disposal Flange with Stopper



ADA

CSA B651

Codes/Standards










ASME A112.19.1/CSA B45.2
ADA
ICC/ANSI A117.1
CSA B651

Lifetime Limited Warranty for KOHLER® Cast Iron Components

See website for detailed warranty information.

Available Colors/Finishes

Color tiles intended for reference only.

Color	Code	Description
	0	White
	FF	Sea Salt™
	KC	Vapour™ Blue
	KG	Vapour™ Green
	FT	Basalt
	58	Thunder™ Grey
	RR	Ember™
	20	Suede
	7	Black Black™

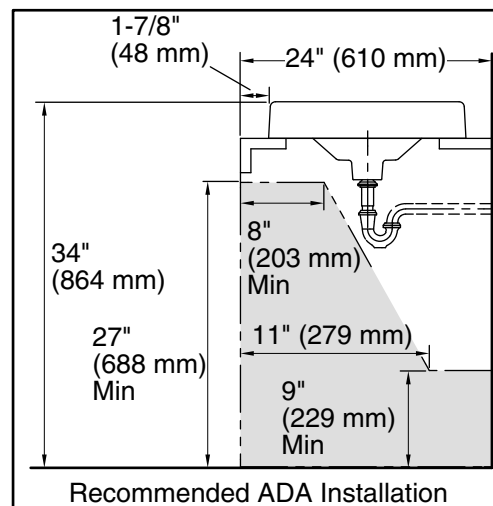
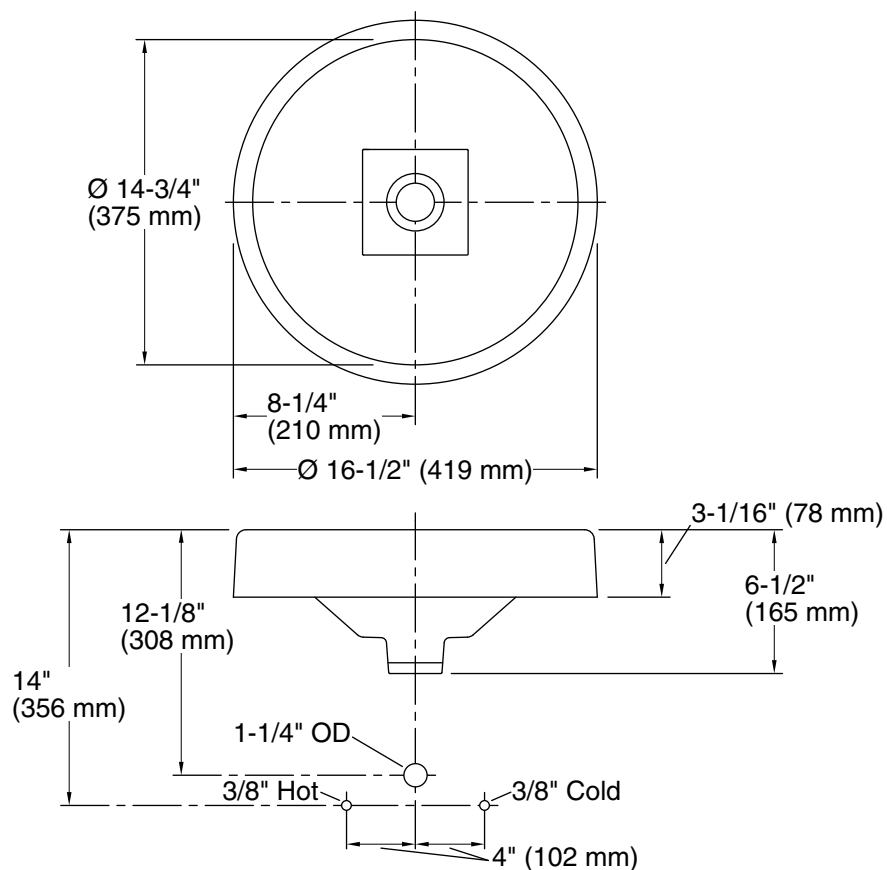
1-800-4KOHLER (1-800-456-4537)

Kohler Co. reserves the right to make revisions without notice to product specifications.

For the most current Specification Sheet, go to www.kohler.com.

5-29-2021 17:22 - US//CA/MX

THE BOLD LOOK
OF **KOHLER®**



Technical Information

All product dimensions are nominal.

Bowl configuration:	Single
Installation:	Drop-in
Bowl area (Only):	Diameter: 14-3/4" (375 mm) Water depth: 4-9/16" (116 mm)
Drain hole:	1-3/4" (44 mm)
Template:	1091072-7, required, included

Notes

Install this product according to the installation instructions.

Product does not have overflow.

NOTICE: The countertop manufacturer or cutter must use the cut-out template provided with the product, or a current cut-out template provided by the Kohler Co. (call 1-800-4KOHLER). Kohler Co. is not responsible for errors when the incorrect cut-out template is used.

The spout must be a minimum of 5" (127 mm) long for adequate clearance into the bathroom sink when installed with the centerline, as shown.

ADA, CSA B651 compliant when installed to the specific requirements of these regulations.