



Park Falls™

Top-mount/undermount utility sink
K-19022-3

Features

- Fits minimum 21" (533 mm) base cabinet if installed as top-mount.
- Single bowl.
- 12-1/2" depth provides generous workspace.
- Three faucet holes.
- Small size fits compact spaces.

Material

- KOHLER® enameled cast iron.

Installation

- Fits minimum 24" (610 mm) base cabinet if installed as undermount.
- Dual-mount sink can be installed as top-mount or undermount.
- Undermount installation kit not included.

Recommended Products/Accessories

K-6021 Left-Bowl Sink Rack
K-6022 Right-Bowl Sink Rack
K-6129 Sink Rack
K-6539 Drainboard with Sink Rack
K-8801 Sink drain and strainer with tailpiece
K-8799 Sink drain and strainer basket
K-23726 Drain treatment
K-23725 Cast iron cleaner

Optional Products/Accessories

K-11352 Disposal Flange with Stopper
K-9000 P-Trap



Codes/Standards




ASME A112.19.1/CSA B45.2

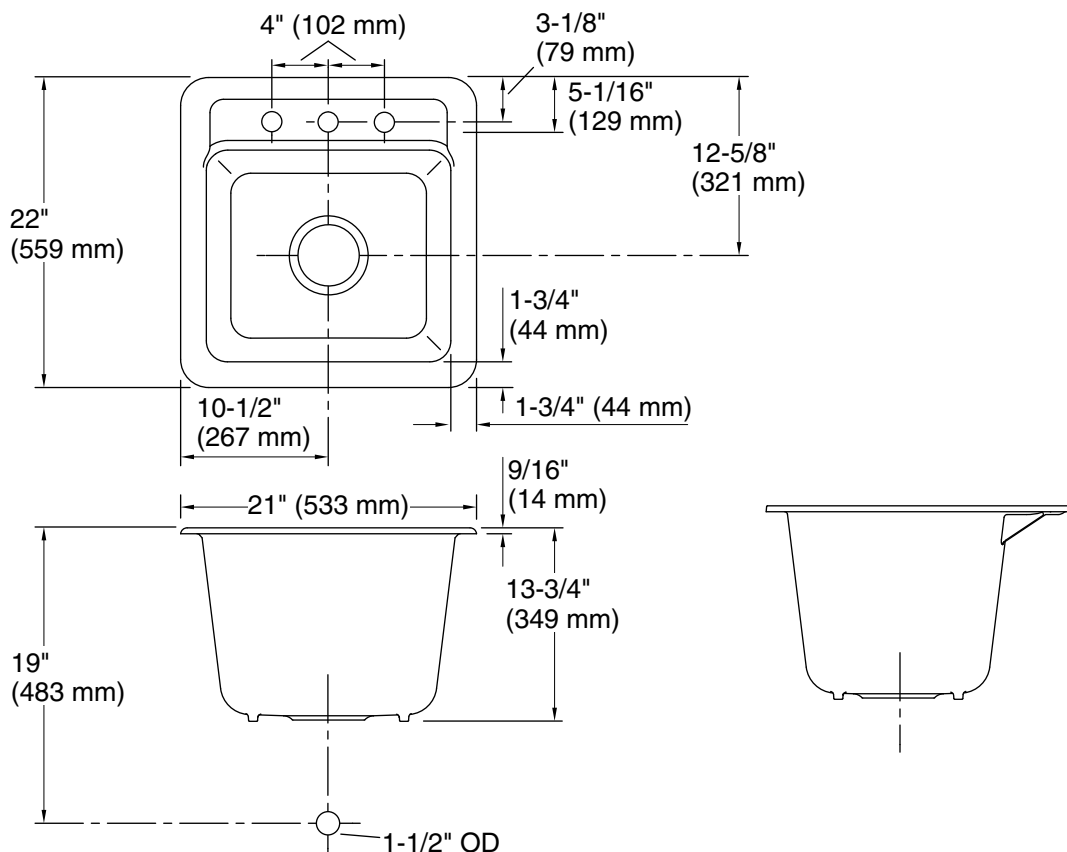
KOHLER® Enameled Cast Iron Kitchen Sink Lifetime Limited Warranty

See website for detailed warranty information.

Available Colors/Finishes

Color tiles intended for reference only.

Color	Code	Description
	0	White
	96	Biscuit
	7	Black Black™



Technical Information

All product dimensions are nominal.

Bowl configuration:	Single
Installation:	Top-mount, Under-mount
Min. base cabinet width:	24" (610 mm)
Bowl area (Only):	Length: 17-1/2" (445 mm) Width: 15-3/16" (386 mm) Bowl depth: 12-1/2" (318 mm) Water depth: 12-1/2" (318 mm)
Number of deck holes:	3
Faucet hole(s):	1-3/8" (35 mm)
Drain hole:	3-7/8" (98 mm)
Template:	1079985-7, required, included

Notes

Install this product according to the installation instructions.