

Features

- Quick-Release™ functionality allows seat to be removed easily from toilet for convenient cleaning
- Quick-Attach® hardware for fast and secure installation
- Color-matched plastic hinges
- Grip-Tight bumpers hold seat firmly in place
- Contoured seat for user comfort
- Round closed-front seat
- Fits most round-front toilets

Material

- Plastic construction

Installation

- For nonresidential application, K-7673 or K-20111 is recommended



Codes/Standards

IAPMO/ANSI Z124.5




KOHLER® One-Year Limited Warranty

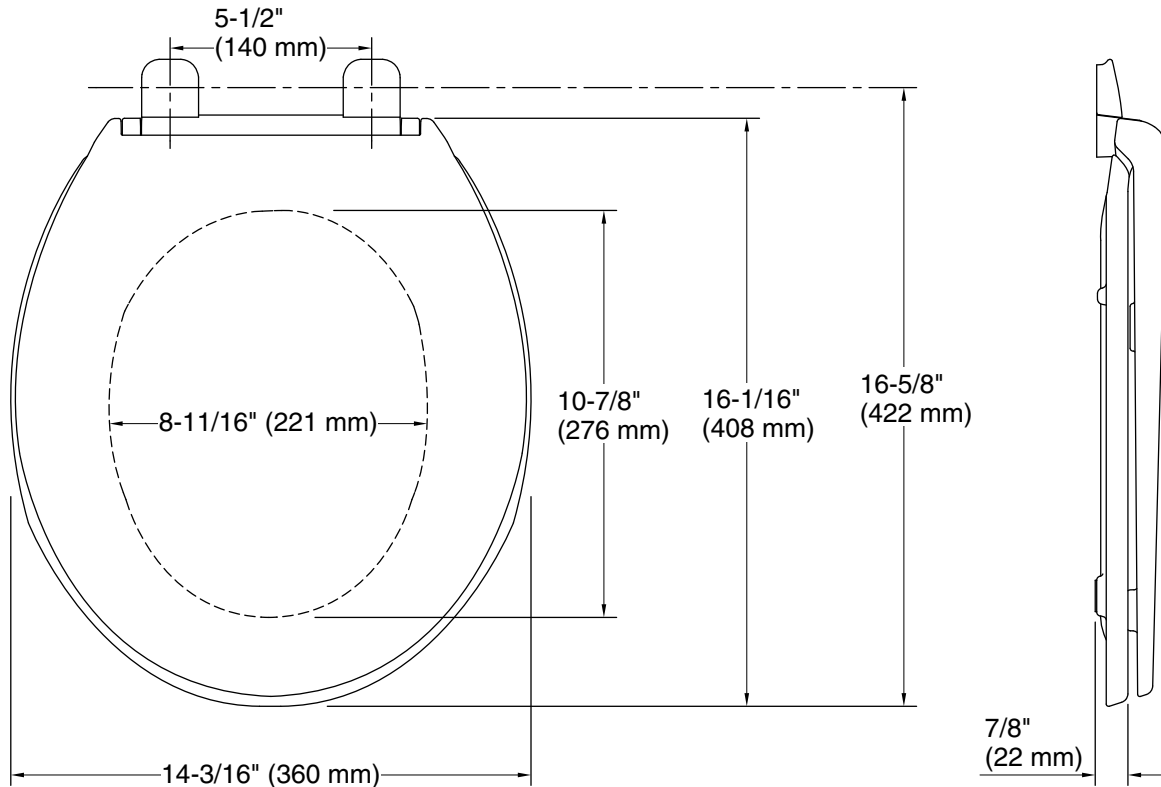
See website for detailed warranty information.

Available Colors/Finishes

Color tiles intended for reference only.

Color	Code	Description
-------	------	-------------

	0	White
	96	Biscuit
	47	Almond



Technical Information

All product dimensions are nominal.

Seat shape type: Round-front
Seat front type: Closed-front
Seat-mounting holes: 5-1/2" (140 mm)

Pressure/fixture Supply Requirements

Notes

Install this product according to the installation instructions.