



**Mayfield™**

Top-mount single-bowl kitchen sink  
**K-5964-1**

**Features**

- 27" (686 mm) minimum base cabinet width.
- Single bowl.
- 7-3/4" (197 mm) depth.
- Single faucet hole.
- Constructed of KOHLER® Enameled Cast Iron.

**Material**

- KOHLER® enameled cast iron.

**Installation**

- Top-mount.

**Recommended Products/Accessories**

- K-6003 Sink Rack
- K-6539 Drainboard with Sink Rack
- K-8801 Sink drain and strainer with tailpiece
- K-8799 Sink drain and strainer basket
- K-23726 Drain treatment
- K-23725 Cast iron cleaner

**Optional Products/Accessories**

- K-6513 Cutting Board
- K-11352 Disposal Flange with Stopper
- K-9000 P-Trap



**Codes/Standards**








ASME A112.19.1/CSA B45.2

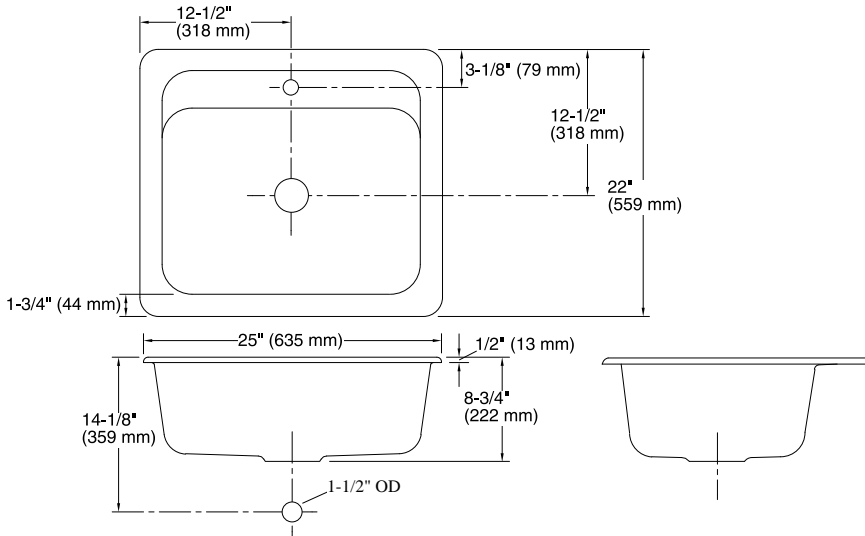
**KOHLER® Enameled Cast Iron  
Kitchen Sink Lifetime Limited  
Warranty**

See website for detailed warranty information.

**Available Colors/Finishes**

*Color tiles intended for reference only.*

Color	Code	Description
	0	White
	96	Biscuit
	K4	Cashmere
	R1	Roussillon™ Red
	30	Iron Cobalt
	7	Black Black™
	97	Timberline™



### Technical Information

All product dimensions are nominal.

- Bowl configuration: Single
- Installation: Top-mount
- Cutout: Top-mount, 23-3/4" x 20-3/4" (603 mm x 527 mm) with 1" (25 mm) radius corners
- Bowl area (Only):
  - Length: 22" (559 mm)
  - Width: 15" (381 mm)
  - Bowl depth: 8" (203 mm)
  - Water depth: 7-3/4" (197 mm)
- Drain hole: 3-5/8" (92 mm)
- Template: 1031341-7, required, included

### Notes

Install this product according to the installation instructions.