

# KOHLER® Faucets

## 12" rainhead with Katalyst® air-induction technology, 2.5 gpm K-13690

### Features

- Single-function rainhead.
- MasterClean™ sprayface features an easy-to-clean surface that withstands mineral buildup.
- Optimized sprayface for maximum performance.
- 2.5 gpm (9.5 lpm) maximum flow rate.

### Material

- Solid-brass construction for durability and reliability.

### Technology

- Katalyst® air-induction technology infuses water with air, creating bigger drops for a more powerful spray.

### Installation

- 1/2 -14 NPT connection.

### Recommended Products/Accessories

K-23723 Faucet cleaner

### Optional Products/Accessories

K-7394 6" ceiling-mount single-function rainhead arm & flange



### Codes/Standards

ASME A112.18.1/CSA B125.1









DOE - Energy Policy Act 1992

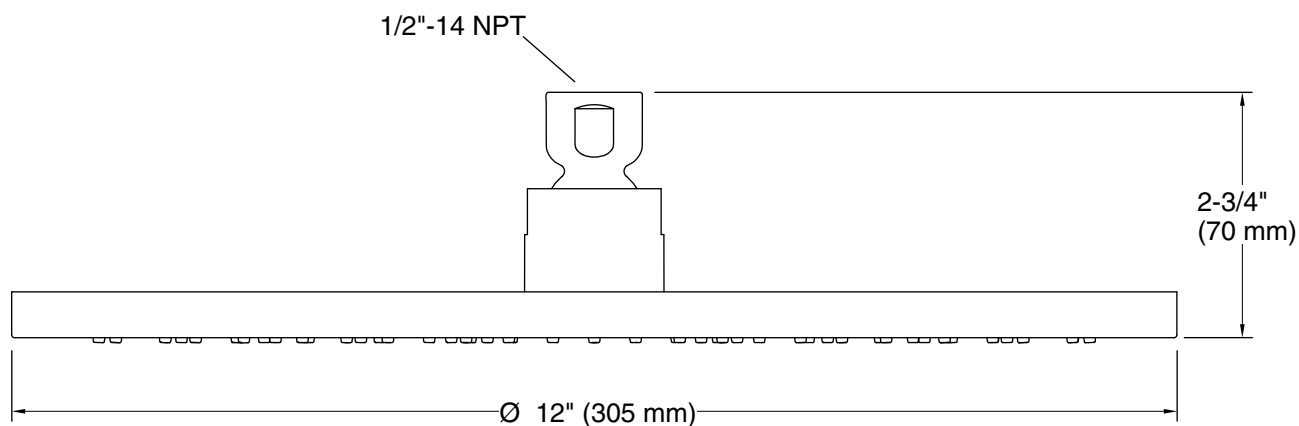
### KOHLER® Faucet Lifetime Limited Warranty

See website for detailed warranty information.

### Available Colors/Finishes

*Color tiles intended for reference only.*

| Color   | Code | Description                    |
|---|------|--------------------------------|
|  | CP   | Polished Chrome                |
|  | SN   | Vibrant® Polished Nickel       |
|  | PGD  | Vibrant® Moderne Polished Gold |
|  | BGD  | Vibrant® Moderne Brushed Gold  |
|  | BN   | Vibrant® Brushed Nickel        |
|  | BV   | Vibrant® Brushed Bronze        |
|  | BL   | Matte Black                    |
|  | 2MB  | Vibrant® Brushed Moderne Brass |



## Technical Information

All product dimensions are nominal.

### Showerhead/Body Spray:

Rated maximum flow: 2.5 gal/min (9.5 l/min)

## Notes

Install this product according to the installation guide.