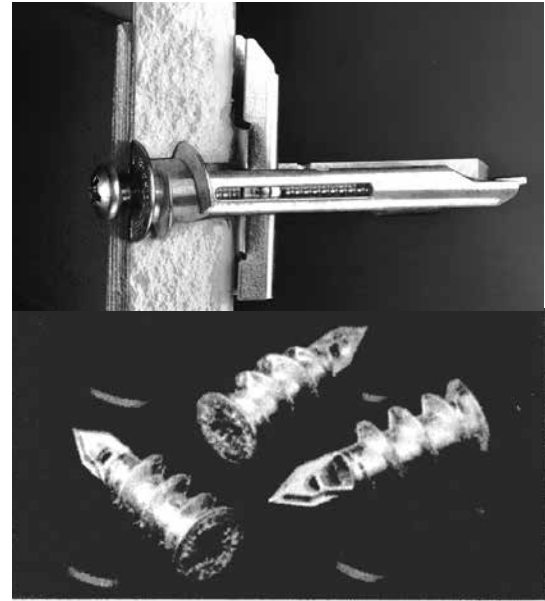



























E-Z Anchor[®]

Self-Drilling Drywall Anchors








The Original, Fast and easy self-drilling anchors. E-Z Zinc™, E-Z Stud Solver™, E-Z Mini™, E-Z Lite™, E-Z Plastic Plus™, Twist-N-Lock™, and E-Z Toggle™



Applications

-  Electrical Fixtures
-  Thermostats
-  HVAC Fixtures
-  Plumbing Fixtures
-  Bathroom Accessories
-  Shelving and Supports
-  Mirrors
-  Picture Frames
-  Brackets
-  Plaques and Awards
-  Closet Organizers
-  Coat Racks
-  Curtain Rods
-  Signs
-  Bulletin Boards
-  Control Systems
-  Decorative Wall Hangings
-  Office Material Holders
-  Smoke Detectors
-  Clocks
-  Kitchen Accessories
-  Doorbells
-  Telecommunications Equipment
-  Chalk Boards
-  Remote Control Boxes

Product Features

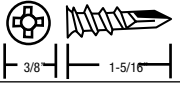
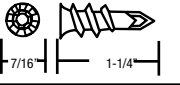

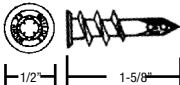
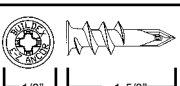

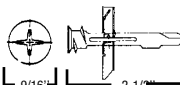
-  No hole preparation necessary; pre-drills own small precise hole in gypsum wallboard.
-  Replaces plastic plugs and toggles.
-  Deep thread design provides strong engagement in 3/8", 1/2" and 5/8" gypsum wallboard.
-  Installs quickly and easily with a phillips screw-driver or square drive bit.
-  Full range of anchors to cover all wall fastening applications.
-  Available in corrosion resistant, non-conductive white nylon.
-  Can be easily backed-out.
-  Low profile head.
-  Single point designs for clean cutting installation.
-  Stud Solver - attachments through gypsum and wood! Works in double drywall applications, too!
 - #8 diameter 1-1/4" screws included
 - Bulk packaging only

Product Specifications

Product Material.....Zinc die cast, Carbon Steel, Nylon
Drilling Capacity.....3/8", 1/2" and 5/8" gypsum wallboard

E-Z PRODUCTS SELF-DRILLING DRYWALL ANCHORS

Selector Guide

		Anchor Description	Anchor Material	Part Number	Quantity	Maximum Fixture Thickness	Accommodates Sheet Metal Screw Size
Light Duty	E-Z Lite™	 3/8" 1-5/16"	White Nylon	5006902 5006900	10 – 100 ct boxes Bulk - 10,000 Anchors	3/4"	#6
	E-Z Mini™	 7/16" 1-1/4"	Zinc	5033902 5033900	10 – 100 ct boxes Bulk - 3,000 Anchors	3/4"	#6, #7
Medium Duty	Stud Solver™	 1/2" 1-1/8"	Zinc	5052900	Bulk Only - 1,500 Anchors & Screws	3/4"	Use only with #8 screw provided
	E-Z Zinc™	 1/2" 1-5/8"	Zinc	5000902 5000900	10 – 100 ct boxes Bulk - 1,500 Anchors	3/4"	#6, #7, or #8
	E-Z Plastic Plus™	 1/2" 1-5/8"	White Nylon	5035902 5035900	10 – 100 ct boxes Bulk - 4,500 Anchors	3/4"	#6, #7, or #8
	Twist-N-Lock™	 1/2" 1-5/8"	White Nylon	5061902 5061900	10 – 100 ct boxes Bulk - 4,500 Anchors	3/4"	Refer to sizes on back inside cover
Heavy Duty	E-Z Toggle™	 9/16" 2-1/2"	Zinc	5014901 5014900 5017901 5017900	50 ct – 50 #8 x 2-1/8" Pan SMS Bulk - 500 Anchors & Screws 50 ct – 50 #8 x 2-1/8" Large Washer Face SMS Bulk - 500 Anchors & Screws	1/2"	#8

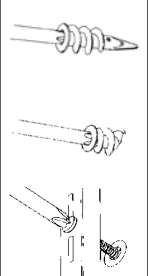
Performance Data

These performance values are averages obtained under laboratory conditions. Note that these values will change depending on age, moisture content and surface treatment of the drywall (gypsum) material. Appropriate safety factors should be applied to these values for design purposes.

DRYWALL THICKNESS	ULTIMATE HOLDING WEIGHT		
	3/8"	1/2"	5/8"
Light Duty Plastic	25 lbs.	30 lbs.	40 lbs.
Light Duty Zinc	30 lbs.	40 lbs.	50 lbs.
Medium Duty	40 lbs.	50 lbs.	75 lbs.
Twist-N-Lock	65 lbs.	75 lbs.	80 lbs.
Heavy Duty	70 lbs.	85 lbs.	150 lbs.

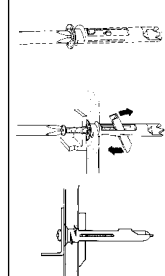
Installation Guidelines

Light Duty & Medium Duty E-Z Anchors



- Place #2 Phillips screwdriver into recess of E-Z Zinc, E-Z Lite, E-Z Mini, E-Z Stud Solver, Twist-N-Lock, or E-Z Plastic Plus.
- Press into drywall while turning the anchor clockwise until it is seated flush with wall.
- Place fixture in position over installed E-Z Zinc, E-Z Lite, E-Z Mini, E-Z Stud Solver, Twist-N-Lock, or Plastic Plus. Insert screw with screw driver. Tighten fixture in

Heavy Duty E-Z Toggle



- Using a #2 Phillips screwdriver, screw the E-Z Toggle Anchor into drywall until the head of the anchor is seated flush.
- To "set" the clamp behind the drywall, place the mounting screw into the anchor and push or tap firmly until approximately 1" of screw is protruding (do not rotate). Then remove the screw.
- Place fixture over E-Z Toggle, insert screw and continue to turn until fastened tightly (for example when attaching a 1/2" thick fixture, it will require approx. 23 full rotations of the screwdriver to fully tighten the fixture).

*** Do Not Use For Mounting Televisions ***



700 High Grove Blvd
Glendale Heights, Illinois 60139
800-848-5611 Fax: 630-595-3549
www.itwbuildex.com

Dek-Cap and Scots® are trademarks of Illinois Tool Works, Inc.
Sikaflex is a registered trademark of Chensco Corp.
© 2019 Illinois Tool Works, Inc.