

HoldRite
Engineered Solutions

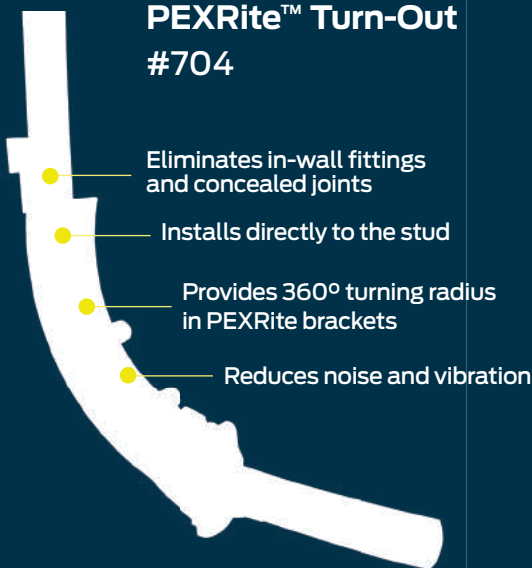
PEX to Copper Stub-Out
PEX Stub-Out



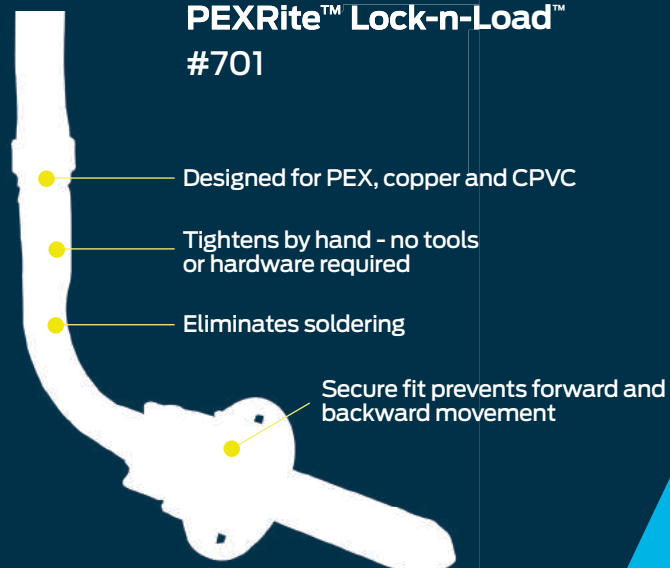
PEXRite™
The Torchless
Installation™

Pick Your Stub-Out Method

PEX Tubing PEXRite™ Turn-Out #704



Copper or Rigid Tubing PEXRite™ Lock-n-Load™ #701



PEXRite™ Supports Integrate Directly with PEXRite™ Brackets Only

IMPORTANT:
Confirm compatibility of copper ells with PEX tubing manufacturer.




#103-18

Additional Application Solutions


703-SC/DC

- In-slab tubing stub-up support for 1/2" CTS PEX with 3/4" protective corrugated tubing or 3/4" electrical conduit
- Available in single and double pipe runs
- For 7.5in. – 8in. slab depths



703-SEC/DEC

- In-slab tubing stub-up support for 1/2" CTS PEX with 3/4" protective corrugated tubing or 3/4" electrical conduit
- Available in single and double pipe runs
- For 7.5in. – 10in. slab depths
- (extensions available for thicker slabs)



PEXRITE® Pop-Up™ #707

- Single run pop-up for up to 7/8" O.D. PEX tubing, soft copper and flexible conduit
- In-slab installation at ground-work with rebar or wood decking
- Multi-run versatility for manifolds with interlocking feet



PEXRite™ Turn-Out #704 Installation Instructions

1 Install PEXRite™ bracket to studs.



2 Insert #704 into bracket from the front.



3 Position #704 until bracket fits into groove, then rotate into place.



4 Insert PEX tube at 45° angle and set stub-out length.



5 Bend tube forward and snap into #704.




6 Complete! No concealed joint in the wall.




PEXRite™ Lock-n-Load #701 Installation Instructions

1 Install PEXRite™ bracket to studs.



2 Insert #701 into bracket from the front.



3 Lock #701 into bracket with thumbs.




4 Load tubing through #701 from back.




5 Push and twist back nut by hand, until tight.



6 Complete! Secures stub-out with no solder.



#703 In-Slab Tubing Support Installation



Pipe Support Brackets and Stub-Out supports

Item	Description	Box Quantity
103-18	Galvanized bracket with 13/8" keyed holes, on 2" centers, 20" long.	50
103-26	Galvanized bracket with 13/8" keyed holes, on 2" centers, 26" long.	50
709	Galvanized bracket with 13/8" keyed holes, 7½" x 2".	50
709-L	Sleeve for #4 fire stop sleeve metal or plastic pipe - #5 hollow sleeve	50
709-EXT	Galvanized "L" bracket with 13/8" keyed holes, 4¼" x 3¼" x 2".	50
721	Galvanized bracket 33/8" x 2¾" with 13/8" keyed hole. Integrates with the Holdrite Stout Bracket or mounts directly to stud.	50
110-R	Galvanized bracket for island lavatory/sink, supports 4" and 8" centers, 21/8" x 17/8".	50
SB1S	Galvanized telescoping bracket, 10" - 18", supports PEX, Copper and CPVC.	50
SB2S	Galvanized telescoping bracket, 13" - 25", supports PEX, Copper and CPVC.	50

PEX Stub-Outs

Item	Description	Box Quantity
704	Turn-out supports 3/8" & ½" CTS PEX tubing. No tools required. Temp. range: -10° F to +180° F.	100
705	Turn-out supports 3/8" & ½" CTS PEX tubing. Mount to block of wood. Sink/lavatory and toilet stub-out support & overhead 90° turns. Temp. range: -10° F to +190° F.	50
710	90° overhead bend plastic nylon support for ½" CTS PEX tubing.	50
711	90° overhead bend plastic nylon support for ¾" CTS PEX tubing.	50

PEX-to-Copper Stub-Outs

Item	Description	Box Quantity
701	Stub-out clamp supports ½" CTS PEX, Copper & CPVC tubing. No tools required. Temperature range: -10° F to +140° F.	50
702	Stub-out clamp supports ¾" CTS PEX, Copper & CPVC tubing	25
103-18-701	20" flat, galvanized bracket & ½" CTS #701 stub out clamps.	50 brackets/100 clamps
103-26-701	26" flat, galvanized bracket & ½" CTS #701 stub out clamps.	

PEX Pop-Up Supports

Item	Description	Box Quantity
703-SC	Single slab support, Adjustable Cap	20
703-DC	Double slab support, Adjustable Cap	20
703-SEC	Single slab support, Ext, Screw Cap	20
703-DEC	Double slab support, Ext, Screw Cap	20
703-EXT	3" tall Extension	20
703-BBUL	703 Blue Bullet	20
703-RBUL	703 Red Bullet	25
703-RET	703 PEX retainer ring	25
706	Single run 3/8" & ½" CTS Pop-up for PEX. Ideal for in-slab and radiant heating. Temp. range: -10° F to +190° F.	50
707	Single run Pop-up for PEX, soft copper and flexible conduit. Tube sizes up to 7/8" O.D. Temp. range: -10° F to +190° F.	25
707-E	Single run PEX Pop-up for PEX, soft copper, flexible conduit. Tube sizes 3/8" thru 1-1/2" O.D.	25
708	Double run Pop-up for PEX, soft copper and flexible conduit. Tube sizes up to 11/8" O.D. Temp. range: -10° F to +190° F.	15
708-E	Double run Pop-up for PEX, flexible conduit (smurf tubing), & rigid conduit 90s. Tube sizes up to 2½" IPS. Temp. range: -10° F to +190° F.	15