

## F100 Media Air Cleaner

### PRODUCT DATA



### FEATURES

- High efficiency media filter (included with some models) captures particles as small as 0.3 micron.
- FC100A Efficiency and arrestance ratings based on the American Society of Heating, Refrigerating and Air Conditioning- Engineers Standard 52.2-1999.
- Applicable to all gas, oil, and electric forced warm air furnaces and to compressor cooling up to 5 tons.
- Mounts in the return air duct.
- Cabinet can support weight of residential furnace and evaporator coil.
- Requires no electrical connections.
- Mounts in any position.
- Requires no maintenance except periodic media filter replacement.
- Quick and easy media filter replacement.
- Later upgrade to higher performing media or electronic air cleaner is easy. (Note that 25 x 20 in. and 25 x 22 in. models cannot be upgraded to an electronic air cleaner.)

### APPLICATION

The F100 Media Air Cleaner captures a significant amount of the air-borne particles from the air circulated through the unit.

### SPECIFICATIONS

#### IMPORTANT

*The specifications in this publication do not include normal manufacturing tolerances; therefore, an individual unit may not exactly match the listed specifications. This product is tested and calibrated under closely controlled conditions, and some minor differences in performance can be expected if those conditions are changed.*

#### Models:

F100F Media Air Cleaner includes cabinet, access door and pleated media filter. Some units include a W8600A AirWatch™ Indicator. F100B Media Air Cleaner includes cabinet and access door.

#### Application:

Use with gas, oil, and electric forced warm air furnaces and with compressor cooling. Can be used with heat pumps if filter is changed regularly to prevent excessive pressure drop. Not recommended for applications where pressure drop may be critical.

#### FC100A Efficiency:

Efficiency Ratings: Based on American Society of Heating, Refrigerating and Air-Conditioning Engineers Standard 52.2-1999.

Initial Efficiency: 25 percent (0.3 micron particles).

Minimum Efficiency Reporting Value (MERV): 10 at 492 fpm.

#### Filter Media:

Pleated for greater media capacity.

#### Capacity And Pressure Drop:

See Fig 2.

Initial Pressure Drop: 0.233 in. wc at 492 fpm.

#### Temperature Rating:

-40° to +140°F (-40° to +60°C).

#### Dimensions:

See Fig. 1.

**Mounting:**

Mounts in any position in the return air duct, usually next to the furnace blower compartment. Cabinet is sturdy enough to support weight of a residential furnace and evaporator coil.

**Approvals:**

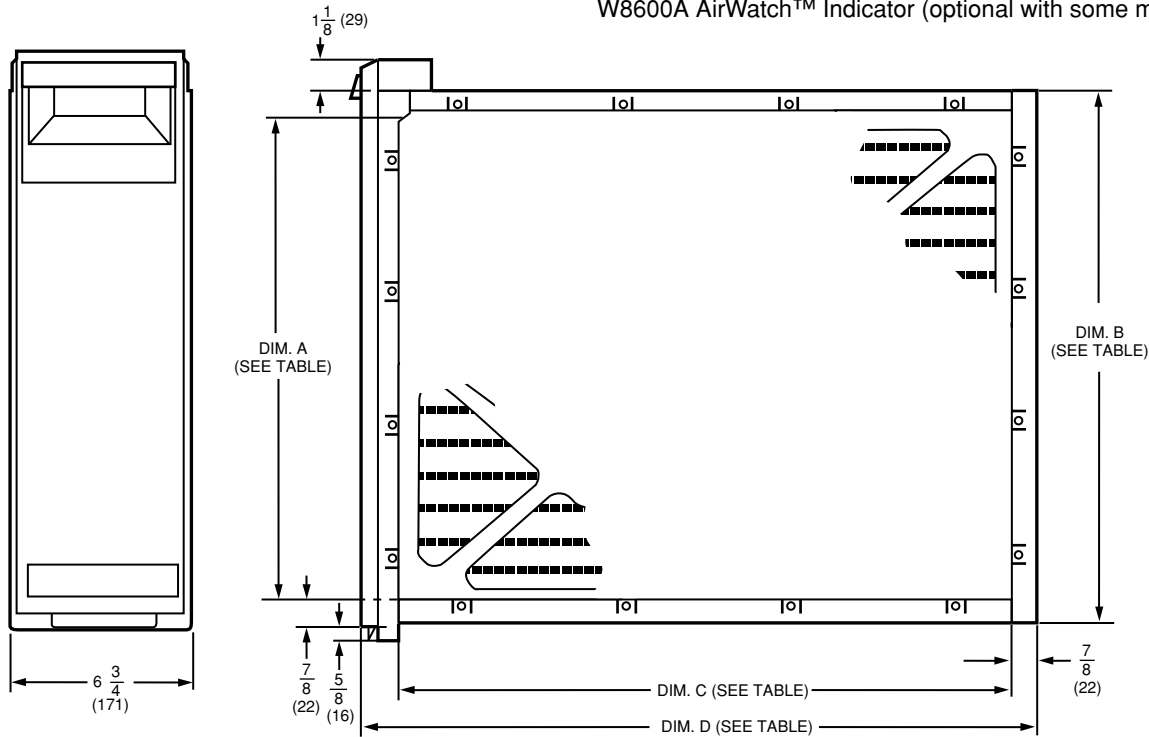
Underwriters Laboratories, Inc.:  
Listed to UL 900, Class 2.

**Upgrade Path:**

The F100 uses the same cabinet as the F50 Electronic Air Cleaner. Upgrade may require installing the cell key, electronic cells, protective screens and installation and wiring of the power box, depending on model. (Note that 25 x 20 in. and 25 x 22 in. models cannot be upgraded to an electronic air cleaner.)

**Accessory:**

W8600A AirWatch™ Indicator (optional with some models).



F100 SIZE		DIM. A		DIM. B		DIM. C		DIM. D	
IN.	MM	IN.	MM	IN.	MM	IN.	MM	IN.	MM
16 X 25	406 X 635	14 7/16	367	16 3/16	411	23 1/4	591	25 1/2	648
16 X 20	406 X 508	14 7/16	367	16 3/16	411	18 1/4	457	20 1/2	521
20 X 25	508 X 635	18 7/16	468	20 3/16	513	23 1/4	591	25 1/2	648
20 X 20	508 X 508	18 7/16	468	20 3/16	513	18 1/4	457	20 1/2	521
20 X 12 1/2	508 X 318	18 7/16	468	20 3/16	513	10 7/8	276	13 1/8	333
25 X 20	635 X 508	23 5/16	592	25 1/8	638	18 3/8	467	20 5/8	524
25 X 22	635 X 559	23 5/16	592	25 1/8	638	20 1/4	514	22 1/2	572

M14710A

Fig. 1. Installation dimensions in in. (mm) of air cleaner.

**ORDERING INFORMATION**

When purchasing replacement and modernization products from your TRADELINE® wholesaler or distributor, refer to the TRADELINE® Catalog or price sheets for complete ordering number.

If you have additional questions, need further information, or would like to comment on our products or services, please write or phone:

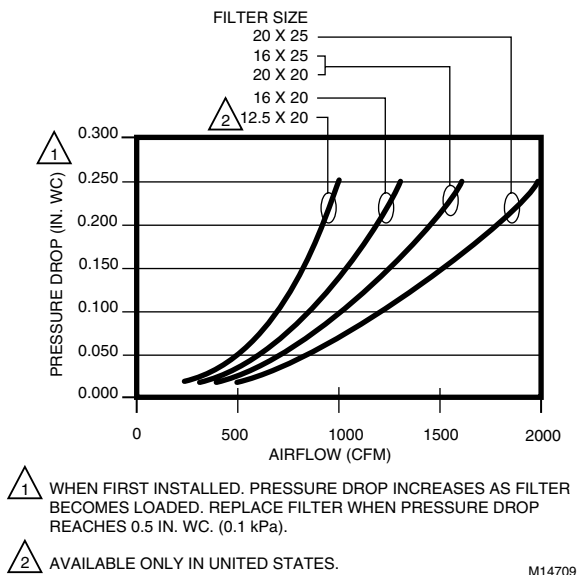
1. Your local Home and Building Control Sales Office (check white pages of your phone directory).
2. Home and Building Control Customer Relations  
Honeywell Inc., 1885 Douglas Drive North, MN10-1461  
Golden Valley, Minnesota 55422-4386
3. Website: [www.honeywell.com/yourhome/](http://www.honeywell.com/yourhome/)

In Canada—Honeywell Limited/Honeywell Limitée, 35 Dynamic Drive, Scarborough, Ontario M1V 4Z9.  
International Sales and Service Offices in all principal cities of the world. Manufacturing in Australia, Canada, Finland, France, Germany, Japan, Mexico, Netherlands, Spain, Taiwan, United Kingdom, U.S.A.

**Replacement Media:**

For optimum system performance, replace the filter every six months (before heating season and before cooling season). Adjust the schedule to you needs, but replace the filter at least annually.

Filter Size (in.)	Part Number
12.5 x 20	FC100A1052
16 x 25	FC100A1029
16 x 20	FC100A1003
20 x 25	FC100A1037
20 x 20	FC100A1011



**Fig. 2. Capacity, Pressure Drop and Area of FC100A Filter Media.**

**PLANNING THE INSTALLATION**

**Location**

The media air cleaner should be installed where all the air passing through the system is circulated through it. The best location is in the return air duct next to the blower compartment so the media air cleaner can help to keep the blower motor and evaporator coils clean. Do not mount in the supply air duct.

For most efficient air cleaning, spread airflow evenly across the face of the media. If the duct is a different size than the media air filter cabinet, gradual transitions are required. If the duct turns sharply just before the air filter, turning vanes are required.

Choose a location that is readily accessible for checking and replacing the filter. Allow at least 26 in. (660 mm) clearance in front of the unit for removal of the cartridge.

Install the media air filter where the temperature will not exceed the ratings in the Specifications.

**Applications With Air Conditioning**

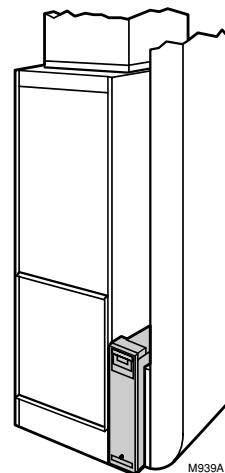
Mount the media air cleaner upstream of the evaporator coil in a cooling system. The filter will help to keep the coil clean and reduce maintenance.

**Applications With A Humidifier**


The media air cleaner is compatible with humidifiers. Avoid applications where water mist will reach the media. If an atomizing humidifier is used, the filter media will require replacement more often because of minerals in the water.

**Choose Mounting Position**

The media air cleaner can be mounted in any position, but the arrow on the cartridge must point in the same direction as the airflow. See Figs. 3-10 for proper location of the media air cleaner for a variety of furnace installations. Note that the media air cleaner cabinet is sturdy enough to easily support the weight of the furnace and evaporator coil. See Fig. 4.



**Fig. 3. Highboy furnace, with side installation. Media air filter is mounted vertically where return enters side inlet of furnace.**



**Fig. 4. Highboy furnace, with installation beneath furnace. Media air cleaner is mounted horizontally where return enters from below.**