

For bracing and securing suspended nonstructural equipment and components.

## PRODUCT INFORMATION

### Gripple Seismic Cable:

Break strength certified, pre-stretched Gripple Seismic cable. Available in lengths of 10, 15, and 20 ft

### End Fittings:

45° Eyelet, (E) Standard Bracket (S), or Double Bracket (DS)

### Color Coded Tags:

Pre-assembled color coded tags for easy field verification of cable diameter: GS10=Red; GS12=Green; GS19=Yellow; GS25=Purple

### Gripple Seismic Fasteners:

Design Strength (LRFD\*): GS10= 400 lbf; GS12= 945 lbf; GS19= 2,265 lbf, GS25=3,570 lbf


\* Load and Resistance Factor Design

### Loose Brackets:

Standard Bracket (GSS) or Retrofit Bracket (GSR)

### Application:

Ideal for Transverse, Longitudinal, or 4-Way bracing of nonstructural components and equipment requiring seismic design, especially in essential facilities that are required for emergency operations in the aftermath of an earthquake. NOT suitable for use in chlorinated / swimming pool environments.



## MATERIAL SPECIFICATION

**Cable:** Break strength certified, pre-stretched Gripple Seismic cable. Manufactured to ASTM A1023, ASTM A931. Available in standard lengths of 10 ft, 15 ft, and 20 ft.

	GS10	GS12	GS19	GS25
Cable Diameter (in.)	5/64	1/8	3/16	1/4
Strand configuration	7 x 7	7 x 7	7 x 19	7 x 19
Design Strength (LRFD*) (lbf)	400	945	2,265	3,570

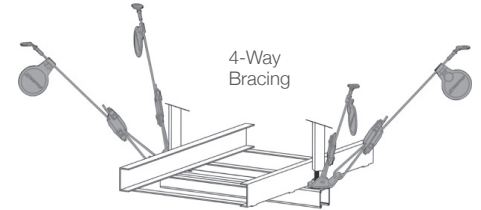
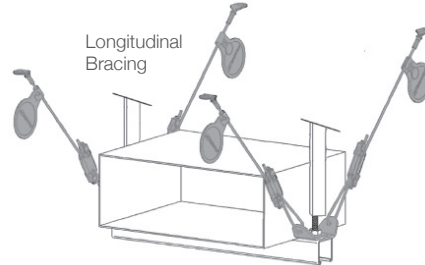
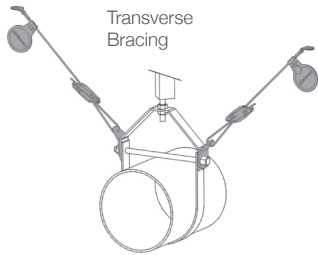
**End Fittings:** 45° Eyelet - Zinc plated steel  
Standard Bracket - AISI 1050 Steel minimum UTS 725MPa pre-attached to cable via an aluminum ferrule  
Double Bracket - AISI 1050 Steel minimum UTS 725MPa pre-attached to cable via an aluminum ferrule

**Seismic Fasteners:** Housing - Type ZA2 Zinc  
Wedge - Sintered steel hardened to min. 56 Rockwell C  
Spring - Stainless Steel (Type 302)  
End Cap - Type ZA2 Zinc

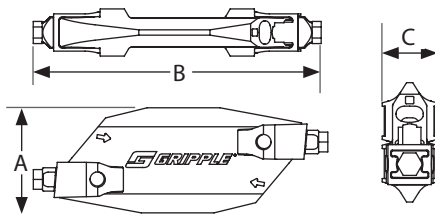
**Loose Brackets:** AISI 1050 Steel minimum UTS 725MPa



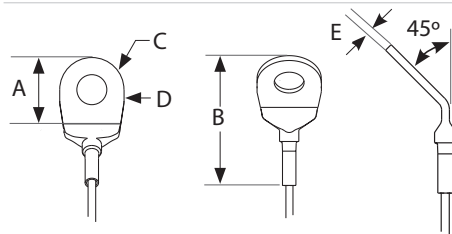
## APPLICATION EXAMPLES



## SIZE SPECIFICATION

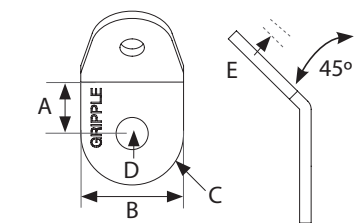


Seismic Fastener Size	Dimensions		
	A	B	C
GS10	1.13"	3.36"	0.52"
GS12	1.13"	3.36"	0.52"
GS19	1.36"	3.75"	0.56"
GS25	1.71"	4.50"	0.71"

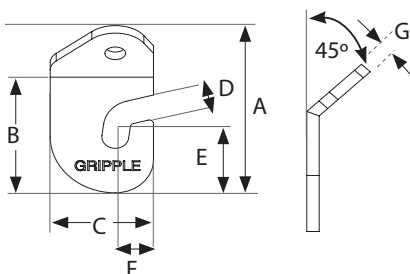


45° Eyelet Size	Dimensions				
	A	B	C $\phi$	D $\phi$	E
GSE4	1"	1.90"	0.82"	0.44"	0.12"

Hole in Eyelet accommodates a 3/8" fastener



Standard Bracket Size	Dimensions				
	A	B	C $\phi$	D $\phi$	E
GSS4	0.78"	1.57"	0.78"	0.49"	0.15"
GSS5	0.82"	1.65"	0.82"	0.57"	0.15"
GSS6	0.82"	1.65"	0.82"	0.68"	0.15"
GSS8	0.92"	1.85"	0.92"	0.80"	0.15"
GSS10	1.06"	2.12"	1.06"	1.12"	0.15"



Retrofit Bracket Size	Dimensions						
	A	B	C	D	E	F	G
GSR4	0.37"	2.55"	1.96"	0.51"	1.06"	0.70"	0.23"
GSR5	0.37"	2.63"	1.96"	0.59"	1.33"	0.70"	0.23"
GSR6	0.37"	2.63"	1.96"	0.67"	1.33"	0.70"	0.23"
GSR8	0.41"	3.01"	2.36"	0.82"	1.41"	0.82"	0.23"
GSR10	0.94"	3.38"	2.36"	1.04"	1.53"	0.90"	0.23"

