

Project Name: _____
 Location: _____
 Engineer: _____
 Submitted to: _____
 Submitted by: _____
 Reference: _____

Approval: _____
 Date: _____
 Construction: _____
 Unit #: _____
 Drawing #: _____

Performance

Indoor Unit Model No: FTXN12KEVJU
Outdoor Unit Model No: RKN12KEVJU
Rated Cooling Capacity (Btu/hr): 12000
Sensible Capacity (Btu/hr): 8240
Max/Min Cooling Capacity (Btu/hr / kW): 12000/4400
Cooling Input Power (kW): 1.25
SEER: 18
Rated Heating Capacity (Btu/hr): N/A
Max/Min Heating Capacity (Btu/hr / kW): N/A/N/A
Heating Input Power (kW): N/A
Heating COP (Btu/hr / Btu/hr): N/A
HSPF: N/A

Indoor Unit Type: Wall Mounted
Condensing Unit Type: Std SEER Cool Only
Rated Cooling Conditions Indoor: 80°F DB/67°F WB
 Outdoor: 95°F DB/75°F WB
Rated Heating Conditions Indoor: N/A
 Outdoor: N/A
Rated Piping Length(ft) 25
Rated Height Separation(ft) 0

Indoor Unit Details

Power Supply (V/Hz/Ph): 208-230/60/1ph
Power Supply Connections: L1, L2, Ground
Min Circuit Amps MCA (A): N/A
Max Overcurrent Amps MFA (A): N/A
Dimensions (HxWxD): 11-1/8x30-1/4x7-3/4
Panel (HxWxD): N/A
Net Weight (lbs): 16
Weight with Panel (lbs): _____

Airflow Rate (CFM wet coil) 328/254/184/152
Moisture Removal (pt/h): _____
Gas Pipe Connection (inch): 3/8
Liquid Pipe Connection (inch): 1/4
Condensate Connection (inch): 5/8
Sound Pressure Level (dBA): 42
Sound Power Level (dBA): 58
Static Pressure Rated/Max (inWg) 0 / 0/0

Condensing Unit Details

Power Supply (V/Hz/Ph): 208-230/60/1ph
Power Supply Connections: L1, L2, Ground
Min. Circuit Amps MCA (A): 7
Max. Overcurrent Amps MFA (A): 15
Max. Starting Current MSC(A): _____
Rated Load Amps RLA (A): 6.1
Dimensions (HxWxD): 21-5/8x25-7/8x10-7/8
Net Weight (lbs): 66

Compressor Type: Inverter
Capacity Control Range (%): _____
Airflow Rate (CFM): 921
Gas Pipe Connection (inch): 3/8
Liquid Pipe Connection (inch): 1/4
Sound Pressure Level (dBA): 50
Sound Power Level (dBA): 62

System Details

Refrigerant Type: R-410A
Holding Refrigerant Charge (lbs): 2.2
Additional Charge (oz/ft): 0.22
Pre-charge Piping (Length ft): 33 ft
Max. Pipe Length (Total ft): 65.6 ft

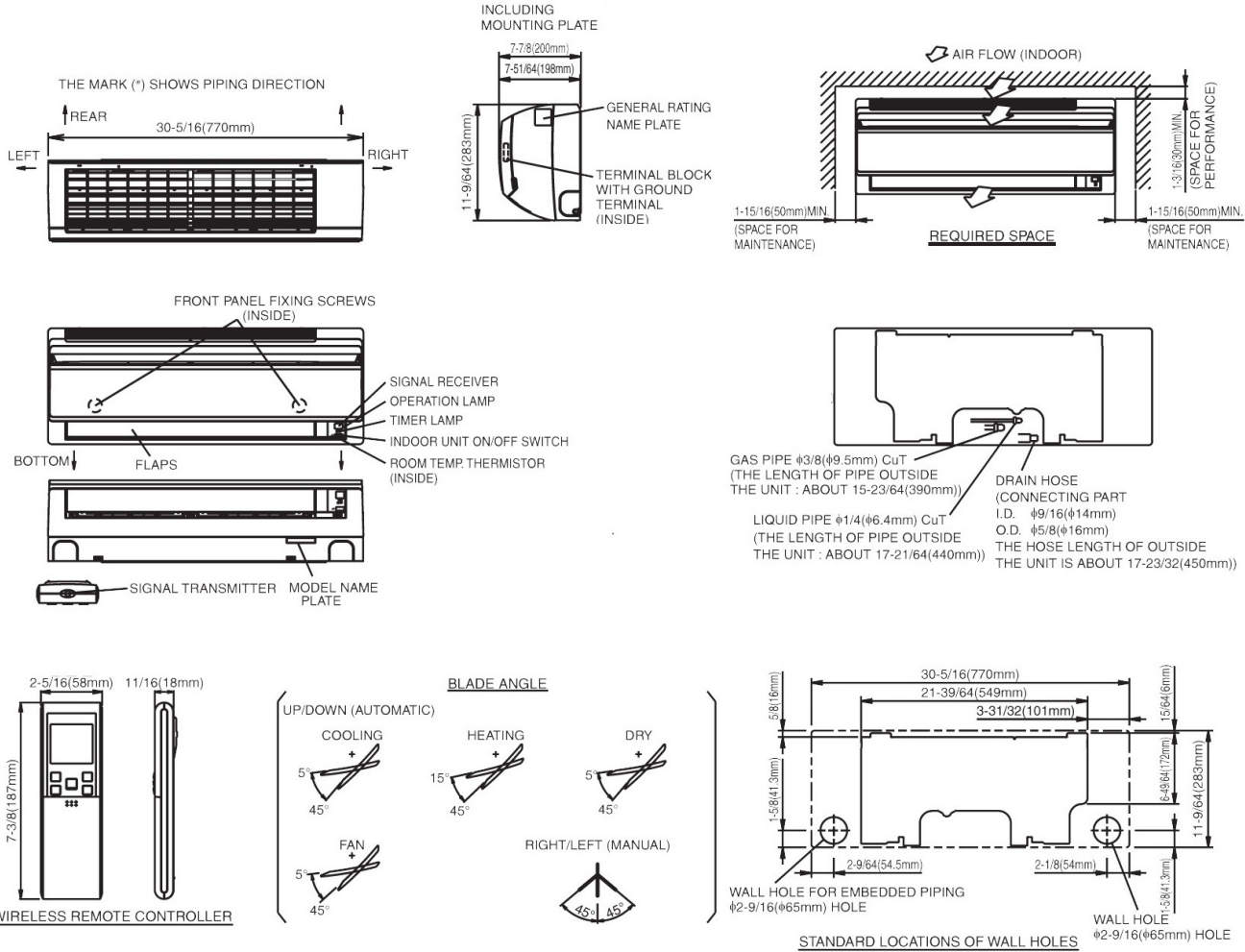
Max. Pipe Length (Vertical ft): 49.2 ft
Cooling Operation Range (°F): 14 - 115
Cooling Range w/Baffle (°F): 0 - 115
Heating Operation Range (°F): N/A
Heating Range w/Baffle (°F): N/A

Project Name: _____
 Location: _____
 Engineer: _____
 Submitted to: _____
 Submitted by: _____
 Reference: _____

Approval: _____
 Date: _____
 Construction: _____
 Unit #: _____
 Drawing #: _____

Dimensional Drawing - Indoor Unit

FTXN12KEVJU

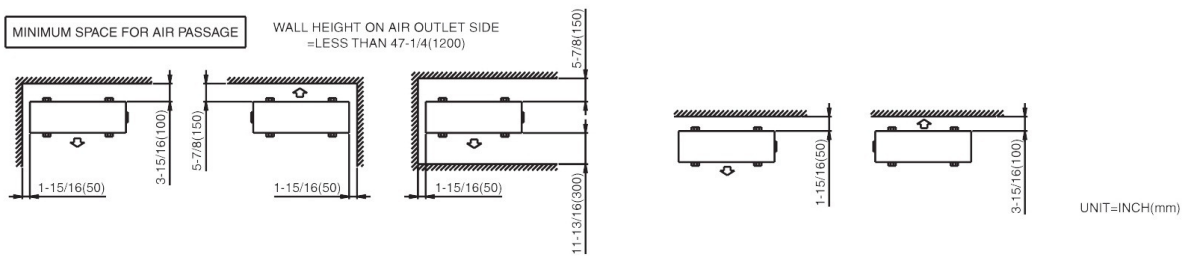
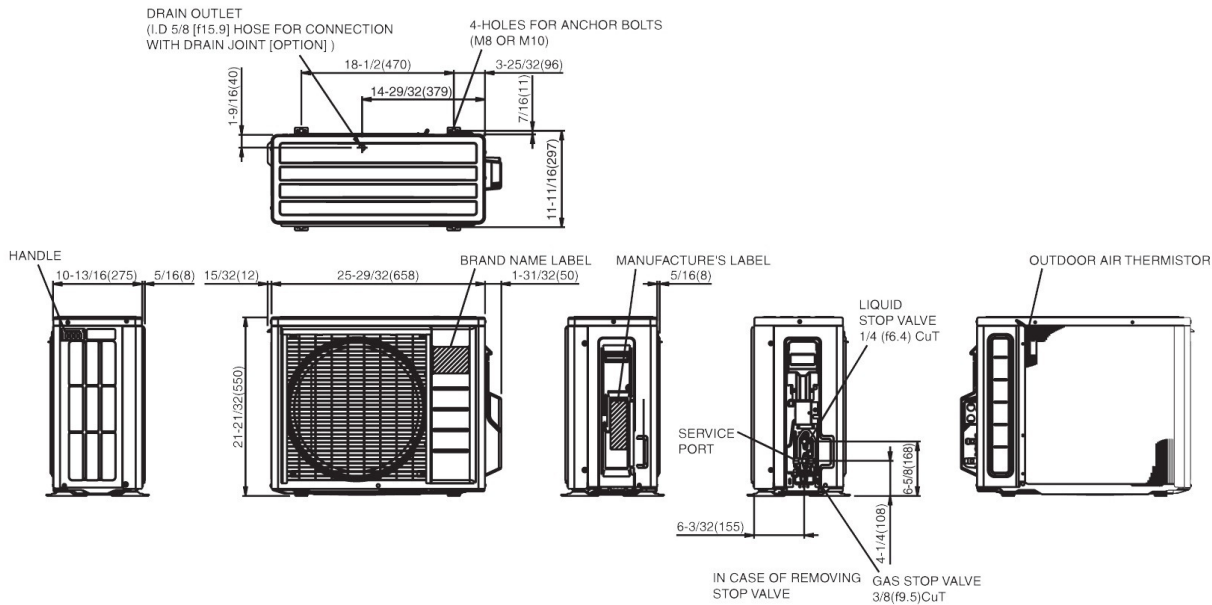


Project Name: _____
 Location: _____
 Engineer: _____
 Submitted to: _____
 Submitted by: _____
 Reference: _____

Approval: _____
 Date: _____
 Construction: _____
 Unit #: _____
 Drawing #: _____

Dimensional Drawing - Condensing Unit

RKN12KEVJU



Project Name: _____
 Location: _____
 Engineer: _____
 Submitted to: _____
 Submitted by: _____
 Reference: _____

Approval: _____
 Date: _____
 Construction: _____
 Unit #: _____
 Drawing #: _____

FTXN12KEVJU



RKN12KEVJU



FTXN12KEVJU

Std U.S. Warranty: 6yrs Compressor, 2yrs Parts

RKN12KEVJU

Std U.S. Warranty: 6yrs Compressor, 2yrs Parts