

## INSTALLATION INSTRUCTIONS BALANCING VALVE ASSEMBLIES CSUA & CSUAS

- 1) Install assembly with proper flow direction as marked on valve body. This is critical with CircuitSolver® Union Assemblies that have an integrated check valve.
- 2a) Use suitable pipe thread sealant rated for domestic water applications on all male pipe threads; if using PTFE sealant tape, make sure not to apply tape to the first thread to avoid cutting the PTFE tape and causing potential obstructions to flow.
- 2b) **How to apply PTFE Tape:**
  1. Clean the male and female threads of any oil or dirt.
  2. Apply tape to the male threaded end in a clockwise direction starting one thread back from the end. Hold on to one end of the tape, and wrap the threads three to six times, keeping it tight.
  3. Once the threads are completely wrapped, grab the tape with your thumb and index finger and snap it off.

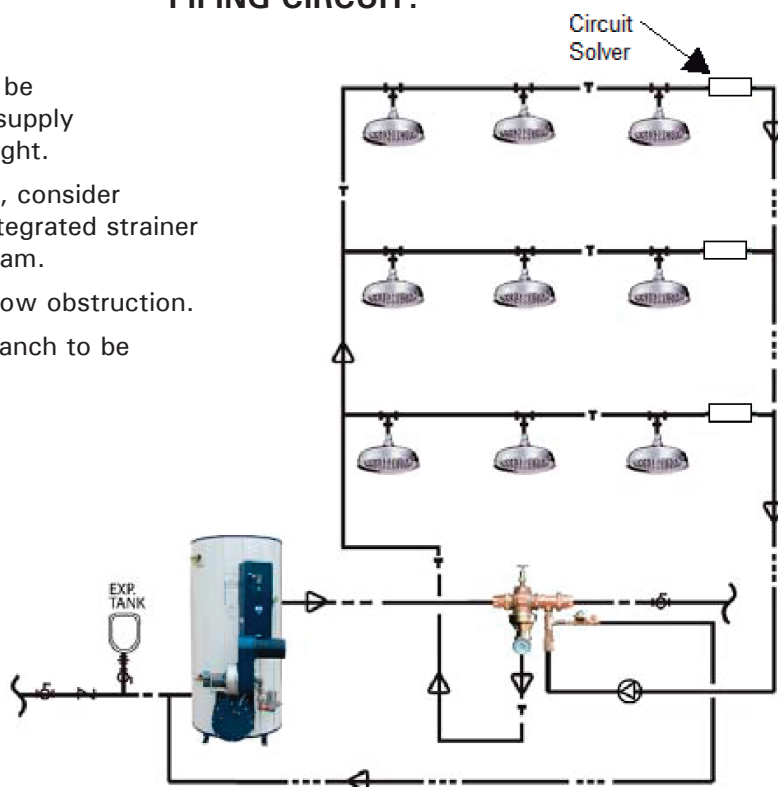
**NOTE:** Upon tightening the assembly, verify that the shutoff valves are oriented so that their handles are accessible and can be operated fully without obstruction. If a reorientation after final installation is needed, loosen the **CircuitSolver® Union Nut** to rotate the section so as to not disturb the tightened components and possibly cause a leaky connection.



Scan to watch a quick tutorial video on proper reorientation instructions.

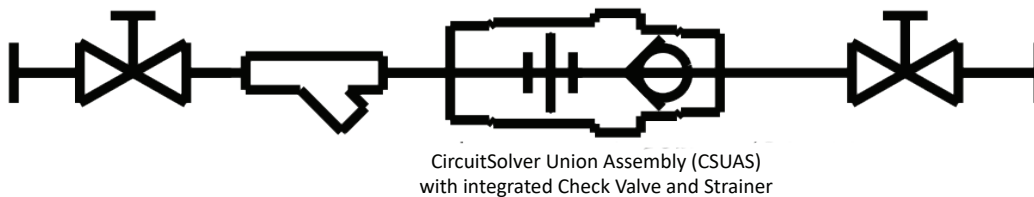
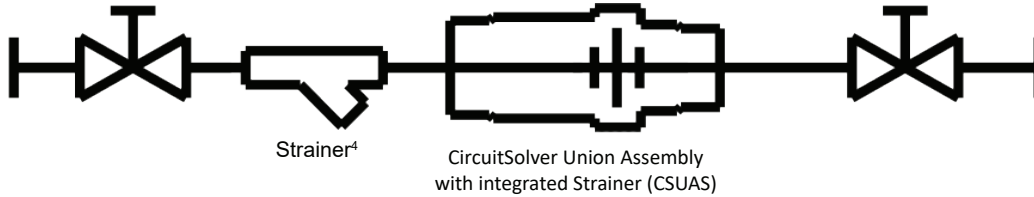
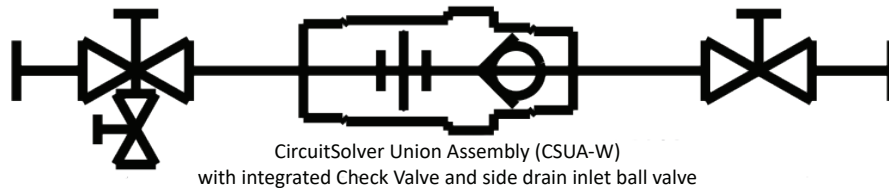
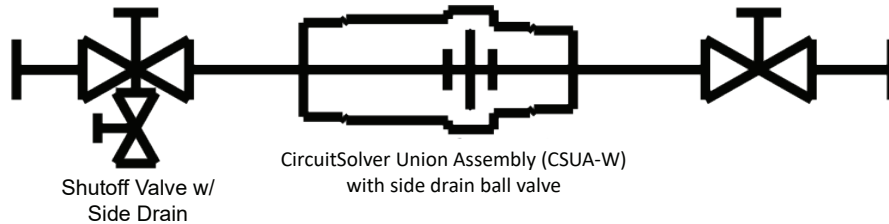
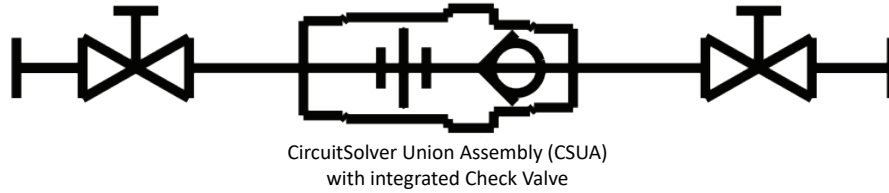
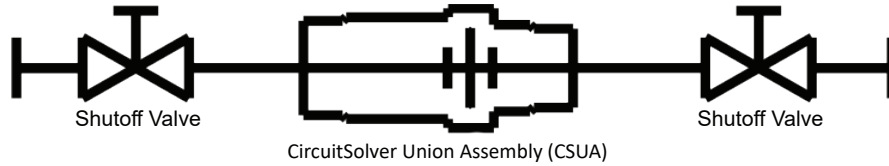
- 3) **CircuitSolver**® Union Assemblies are designed to be installed at the end of each domestic hot water supply just prior to the return line. See diagram to the right.
- 4) For water systems with particulate/dirt problems, consider using the CircuitSolver® Union Assembly with integrated strainer (Model CSUAS) if one is not already used upstream.  
 \*Strainer must be maintained in order to avoid flow obstruction.
- 5) A convenient drain port allows for the system branch to be flushed without disconnecting plumbing lines.

### MULTI-BRANCH PARALLEL PIPING CIRCUIT:



Buy American to Build America®

# SCHEMATIC DIAGRAMS



**WARNING:** This product can expose you to chemicals, for example lead, nickel, acrylonitrile, which are known to the State of CA to cause cancer, birth defects, or reproductive harm. For more information, go to [www.P65Warnings.ca.gov](http://www.P65Warnings.ca.gov)

Warranty information disclosed at [www.thermomegatech.com/terms-conditions/](http://www.thermomegatech.com/terms-conditions/)

CSUA/CSUAS IMI  
REV: 11/17/22