

**ConnectTite® Push-Fit DWV
Fittings**

ABS-DWV Pipe and Fittings

PVC-DWV Pipe and Fittings

PVC Sewer Pipe

**PVC Schedule 30 DWV Thin
Wall 3.25 in. O.D. Pipe and
Fittings**

[Updated February 23, 2023]

You can't beat the system.®

© 1977-2023 Charlotte Pipe and Foundry Company

DWV

Plastic DWV Pipe and Fitting Dimensions

This catalog accurately reflects dimensional information to the best of our knowledge. If the dimensions on your job are critical, please verify dimensional information with our factory.

This dimensional catalog accurately reflects our product line at the time the catalog was printed. However, we add and delete items on an ongoing basis to better serve our customers. Please refer to our current list price sheets for an accurate listing of items offered.

Charlotte Pipe® products are manufactured to the applicable ASTM standard. Charlotte Pipe and Foundry cannot accept responsibility for the performance, dimensional accuracy, or compatibility of pipe, fittings, gaskets, or couplings not manufactured or sold by Charlotte Pipe and Foundry.



All products manufactured by Charlotte Pipe and Foundry Company are proudly made in the U.S.A.

Table of Contents

	Page
ABS "Foam Core" Schedule 40 DWV Pipe Data.....	4
ABS Plus® "Foam Core" Schedule 40 DWV Pipe Data.....	5
PVC "Foam Core" Schedule 40 DWV Pipe Data.....	6
PVC Schedule 40 DWV Pipe Data	7
D 3034 PVC Sewer Pipe Data	8
PVC D 2729 Sewer and Drain Pipe Data.....	9
ConnecTite® Push-Fit DWV Fittings	10-11
PVC and ABS DWV Fittings Dimensions.....	12-66
PVC Thin Wall Sch. 30 Pipe Data.....	67
PVC Thin Wall Sch. 30 Fittings Dimensions.....	68-74
Certification.....	75-76
Warranty	77



Download our Tech Tools App for dimensional info, tech calculators and more on your mobile device.

ABS Foam Core Pipe

ABS Schedule 40 DWV Pipe (For Non-Pressure Applications)



ABS SCHEDULE 40 FOAM CORE (BLACK)				PLAIN END		ASTM F 628	
PART NO.	NOM. SIZE	UPC # 611942-	QTY. PER SKID (FT.)	AVG. OD (IN.)	MIN. WALL (IN.)	WT. PER 100 FT. (LBS.)	
ABS 3112	1½" x 10'	03132	2590	1.900	0.145	27.1	
ABS 3112	1½" x 20'	03133	5180	1.900	0.145	27.1	
ABS 3200	2" x 10'	03134	1670	2.375	0.154	37.7	
ABS 3200	2" x 20'	03135	3340	2.375	0.154	37.7	
ABS 3300	3" x 10'	03136	750	3.500	0.216	74.5	
ABS 3300	3" x 20'	03137	1500	3.500	0.216	74.5	
ABS 3400	4" x 10'	03138	480	4.500	0.237	107.1	
ABS 3400	4" x 20'	03139	960	4.500	0.237	107.1	
ABS 3600	6" x 10'	03140	200	6.625	0.280	187.8	
ABS 3600	6" x 20'	03141	400	6.625	0.280	187.8	

NSF Listed. Meets All Requirements of ASTM F 628.



NOTICE

NOT FOR PRESSURE

Do not use ABS / ABS Plus® / PVC cellular core (foam core) pipe for pressure applications. The use of cellular core pipe in pressure applications may result in system failure and property damage.

WARNING

Testing with or use of compressed air or gas in ABS / CPVC / PVC pipe or fittings can result in explosive failures and cause severe injury or death.

- NEVER test with or transport/store compressed air or gas in ABS / CPVC / PVC pipe or fittings.
- NEVER test ABS / CPVC / PVC pipe or fittings with compressed air or gas, or air over water boosters.
- ONLY use ABS / CPVC / PVC pipe or fittings for water or approved chemicals.
- Refer to warnings on PFFA's website and ASTM D 1785.



ABS Plus® Foam Core DWV Pipe

ABS Plus is a registered trademark of Charlotte Pipe and Foundry Company.

ABS Plus Schedule 40 DWV Pipe (For Non-Pressure Applications)



ABS PLUS SCHEDULE 40 FOAM CORE (BLACK)				PLAIN END		ASTM F 1488
PART NO.	NOM. SIZE	UPC # 611942-	QTY. PER SKID (FT.)	AVG. OD (IN.)	MIN. WALL (IN.)	WT. PER 100 FT. (LBS.)
APA 17112	1½" x 10'	12495	2590	1.900	0.145	31.4
APA 17112	1½" x 20'	12494	5180	1.900	0.145	31.4
APA 17200	2" x 10'	12497	1670	2.375	0.154	41.9
APA 17200	2" x 20'	12496	3340	2.375	0.154	41.9
APA 17300	3" x 10'	12499	750	3.500	0.216	84.0
APA 17300	3" x 20'	12498	1500	3.500	0.216	84.0
APA 17400	4" x 10'	12501	480	4.500	0.237	118.80
APA 17400	4" x 20'	12500	960	4.500	0.237	118.80

ABS - DWV PIPE

NSF Listed. Meets All Requirements of ASTM F 1488.



NOTICE

NOT FOR PRESSURE

Do not use ABS / ABS Plus® / PVC cellular core (foam core) pipe for pressure applications. The use of cellular core pipe in pressure applications may result in system failure and property damage.

WARNING

Testing with or use of compressed air or gas in ABS / CPVC / PVC pipe or fittings can result in explosive failures and cause severe injury or death.

- NEVER test with or transport/store compressed air or gas in ABS / CPVC / PVC pipe or fittings.
- NEVER test ABS / CPVC / PVC pipe or fittings with compressed air or gas, or air over water boosters.
- ONLY use ABS / CPVC / PVC pipe or fittings for water or approved chemicals.
- Refer to warnings on PFFA's website and ASTM D 1785.



PVC Foam Core Pipe

PVC Schedule 40 DWV Pipe (For Non-Pressure Applications)



PVC SCHEDULE 40 FOAM CORE (WHITE) PLAIN END				ASTM F 891		
PART NO.	NOM. SIZE	UPC # 611942-	QTY. PER SKID (FT.)	AVG. OD (IN.)	MIN. WALL (IN.)	WT. PER 100 FT. (LBS.)
PVC 4112	1½" x 10'	04178	1650	1.900	0.145	32.3
PVC 4112	1½" x 20'	04177	3300	1.900	0.145	32.3
PVC 4200	2" x 10'	04174	1110	2.375	0.154	43.9
PVC 4200	2" x 20'	04173	2220	2.375	0.154	43.9
PVC 4300	3" x 10'	03934	1130	3.500	0.216	89.7
PVC 4300	3" x 20'	03935	1000	3.500	0.216	89.7
PVC 4400	4" x 10'	03936	670	4.500	0.237	123.8
PVC 4400	4" x 20'	03937	1340	4.500	0.237	123.8
PVC 4600	6" x 10'	03938	330	6.625	0.280	235.0
PVC 4600	6" x 20'	03939	660	6.625	0.280	235.0
PVC 4800	8" x 20'	03941	360	8.625	0.322	371.0
PVC 4910	10" x 20'	03942	220	10.750	0.365	566.3
PVC 4912	12" x 20'	03943	120	12.750	0.406	700.0

PVC SCHEDULE 40 FOAM CORE (WHITE) BELL-END				ASTM F 891		
PART NO.	NOM. SIZE	UPC # 611942-	QTY. PER SKID (FT.)	AVG. OD (IN.)	MIN. WALL (IN.)	WT. PER 100 FT. (LBS.)
PVC 4300B	3" x 20'	04782	1000	3.500	0.216	89.7
PVC 4400B	4" x 10'	04783	670	4.500	0.237	123.8
PVC 4400B	4" x 20'	04784	1340	4.500	0.237	123.8
PVC 4600B	6" x 10'	09904	330	6.625	0.280	235.0
PVC 4600B	6" x 20'	04786	660	6.625	0.280	235.0

NOTE: When ordering, please specify plain end or bell end.

NSF Listed. Meets All Requirements of ASTM F 891.


NOTICE

NOT FOR PRESSURE

Do not use ABS / ABS Plus® / PVC cellular core (foam core) pipe for pressure applications. The use of cellular core pipe in pressure applications may result in system failure and property damage.

⚠ WARNING

Testing with or use of compressed air or gas in ABS / CPVC / PVC pipe or fittings can result in explosive failures and cause severe injury or death.

- 
- NEVER test with or transport/store compressed air or gas in ABS / CPVC / PVC pipe or fittings.
 - NEVER test ABS / CPVC / PVC pipe or fittings with compressed air or gas, or air over water boosters.
 - ONLY use ABS / CPVC / PVC pipe or fittings for water or approved chemicals.
 - Refer to warnings on PFFA's website and ASTM D 1785.

PVC Schedule 40 DWV Pipe

PVC Schedule 40 DWV Pipe



PVC SCHEDULE 40 (WHITE)		PLAIN END		PVC 1120	ASTM D 2665	
PART NO.	NOM. SIZE	UPC # 611942-	QTY. PER SKID	AVG. OD (IN.)	MIN. WALL (IN.)	WT. PER 100 FT. (LBS.)
PVC 7100*	1 1/4"x10'	03945	2120'	1.660	.140	42.4
PVC 7100*	1 1/4"x20'	03946	4240'	1.660	.140	42.4
PVC 7112*	1 1/2"x10'	03947	1650'	1.900	.145	51.8
PVC 7112*	1 1/2"x20'	03948	3300'	1.900	.145	51.8
PVC 7200*	2"x10'	03949	1110'	2.375	.154	69.5
PVC 7200*	2"x20'	03950	2220'	2.375	.154	69.5
PVC 7300*	3"x10'	03951	1130'	3.500	.216	144.2
PVC 7300*	3"x20'	03952	1000'	3.500	.216	144.2
PVC 7400†	4"x10'	03953	670'	4.500	.237	205.5
PVC 7400†	4"x20'	03954	1340'	4.500	.237	205.5
PVC 7500†	5"x20'	04837	760'	5.563	.258	272.5
PVC 7600†	6"x10'	03955	330'	6.625	.280	361.2
PVC 7600†	6"x20'	03956	660'	6.625	.280	361.2
PVC 7800†	8"x10'	13087	140'	8.625	.322	543.6
PVC 7800†	8"x20'	03958	280'	8.625	.322	543.6
PVC 7910†	10"x20'	03959	220'	10.750	.365	770.7
PVC 7912†	12"x20'	03961	120'	12.750	.406	1019.0
PVC 7914†	14"x20'	04862	60'	14.000	.437	1205.0
PVC 7916†	16"x20'	04918	60'	16.000	.500	1575.7

* Dual Marked ASTM D 1785 & ASTM D 2665.

† Triple Marked ASTM D 1785 & ASTM D 2665 & ASTM F 480.


NSF Listed. Meets All Requirements of
 ASTM D 1784, ASTM D 1785, and
 ASTM D 2665.



⚠ WARNING

Testing with or use of compressed air or gas in ABS / CPVC / PVC pipe or fittings can result in explosive failures and cause severe injury or death.

AIR/GAS



- NEVER test with or transport/store compressed air or gas in ABS / CPVC / PVC pipe or fittings.
- NEVER test ABS / CPVC / PVC pipe or fittings with compressed air or gas, or air over water boosters.
- ONLY use ABS / CPVC / PVC pipe or fittings for water or approved chemicals.
- Refer to warnings on PPFA's website and ASTM D 1785.

PVC Sewer Pipe

PVC SDR 35 PSM Pipe

ASTM D 3034 & ASTM F 477

SDR-35		GASKETED - PS 46					
PART NO.	NOM. SIZE	UPC # 611942-	QTY. PER SKID (FT.)	LAYING LENGTH	WT. PER 100 FT. (LBS.)	AVG. OD (IN.)	MIN. WALL (IN.)
S/M 6004G	4"x14'	11920	938	14'-0"	110.4	4.215	.120
S/M 6004G	4"x20'	04012	1340	20'-0"	109.7	4.215	.120
S/M 6006G	6"x14'	11921	462	14'-0"	249.6	6.275	.180
S/M 6006G	6"x20'	04016	660	20'-0"	247.0	6.275	.180
S/M 6008G	8"x14'	11922	140	14'-0"	451.0	8.400	.240

Weight is approximate and is for shipping purposes only.

SDR-35		SOLVENT WELD - PS 46					
PART NO.	NOM. SIZE	UPC # 611942-	QTY. PER SKID (FT.)	LAYING LENGTH	WT. PER 100 FT. (LBS.)	AVG. OD (IN.)	MIN. WALL (IN.)
S/M 6004	4"x10'	04008	670	10'-0"	108.3	4.215	.120
S/M 6004	4"x20'	04009	1340	20'-0"	108.3	4.215	.120
S/M 6006	6"x10'	04013	330	10'-0"	241.7	6.275	.180
S/M 6006	6"x20'	04014	660	20'-0"	241.7	6.275	.180

Weight is approximate and is for shipping purposes only.

Meets All Requirements of ASTM D 3034.

SDR 35 Gaskets meet or exceed ASTM F 477. Gasketed joints meet ASTM D 3212.



NOTICE

NOT FOR PRESSURE

Do not use PVC Sewer pipe for pressure applications. The use of sewer pipe in pressure applications may result in system failure and property damage.

WARNING

Testing with or use of compressed air or gas in ABS / CPVC / PVC pipe or fittings can result in explosive failures and cause severe injury or death.

- NEVER test with or transport/store compressed air or gas in ABS / CPVC / PVC pipe or fittings.
 - NEVER test ABS / CPVC / PVC pipe or fittings with compressed air or gas, or air over water boosters.
 - ONLY use ABS / CPVC / PVC pipe or fittings for water or approved chemicals.
- Refer to warnings on PFFA's website and ASTM D 1785.



PVC Sewer and Drain Pipe

PVC ASTM D 2729 Pipe

SOLVENT WELD BELLED END						ASTM D 2729	
PART NO.	NOM. SIZE	UPC # 611942-	QTY. PER SKID	AVG. OD (IN.)	MIN. WALL (IN.)	BELL DEPTH (IN.)	WT. PER 100 FT. (LBS.)
PVC 30030	3" x 10'	10903	1130'	3.250	0.070	3.00	52.8
PVC 30040	4" x 10'	10905	670'	4.215	0.075	3.50	70.4
PVC 30060	6" x 10'	15149	330'	6.275	0.100	4.00	129.0

Perforated PVC ASTM D 2729 Pipe

SOLVENT WELD BELLED END						ASTM D 2729	
PART NO.	NOM. SIZE	UPC # 611942-	QTY. PER SKID	AVG. OD (IN.)	MIN. WALL (IN.)	BELL DEPTH (IN.)	WT. PER 100 FT. (LBS.)
PVC 30030P	3" x 10'	11814	1130'	3.250	0.070	3.00	52.8
PVC 30040P	4" x 10'	11815	670'	4.215	0.075	3.50	70.4

Perforated pipe is supplied with two rows of 1/2" diameter holes every five inches. Rows are parallel to the pipe axis and are 120° apart.

Weight is approximate and is for shipping purposes only.

Pipe listed in this section meets or exceeds the requirements of ASTM D 2729.

All products manufactured by Charlotte Pipe and Foundry Company are proudly made in the U.S.A.



NOTICE

NOT FOR PRESSURE

Do not use PVC Sewer pipe for pressure applications. The use of sewer pipe in pressure applications may result in system failure and property damage.

⚠ WARNING

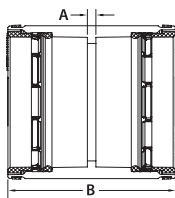
Failure to follow safety precautions may result in misapplication or improper installation and testing which can cause severe personal injury and / or property damage. Primers and cements are extremely flammable and may be explosive. Do not store or use near heat or open flame, or death or serious injury may occur.

- Solvent fumes created during the joining process are heavier than air and may be trapped in newly installed piping systems.
- Ignition of the solvent vapors caused by spark or flame may result in injury or death from explosion or fire.
- Read and obey all manufacturers' warnings and any instructions pertaining to primers and cements.
- Provide adequate ventilation to reduce fire hazard and to minimize inhalation of solvent vapors when working with cements, primers and new piping systems.

PART NO. CTT 100

ConnectTite Coupling

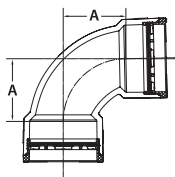
SIZE	HUB X HUB	
	A	B
1½	1/8	2 ¹⁵ / ₃₂
2	1/8	2 ¹⁹ / ₃₂
3	6/32	3 ²¹ / ₃₂



PART NO. CTT 300

ConnectTite 1/4 Bend

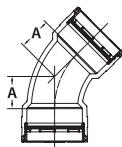
SIZE	HUB X HUB
	A
1½	1¾
2	2 ⁵ / ₁₆
3	3



PART NO. CTT 321

ConnectTite 1/8 Bend

SIZE	HUB X HUB
	A
1½	1 ³ / ₃₂
2	1 ¹⁵ / ₃₂
3	1 ¹¹ / ₁₆



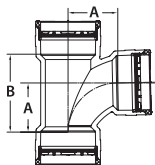
* ConnectTite fittings may be used in PVC-DWV and ABS-DWV systems.

ConnectTite is a registered trademark of Charlotte Pipe and Foundry Company.

PART NO. CTT 400

ConnectTite Sanitary Tee

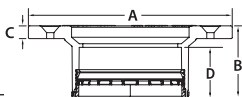
ALL HUB		
SIZE	A	B
1½	1 ²³ / ₃₂	2 ²¹ / ₃₂
2	2 ⁹ / ₃₂	3 ¹⁹ / ₃₂
3	3 ¹ / ₃₂	4 ²⁵ / ₃₂



PART NO. CTT 800 S

ConnectTite Closet Flange

HUB				
SIZE	A	B	C	D
4 x 3	7	2 ¹⁵ / ₃₂	7/16	1 ²³ / ₃₂

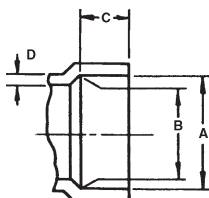


* ConnectTite fittings may be used in PVC-DWV and ABS-DWV systems.

ConnectTite is a registered trademark of Charlotte Pipe and Foundry Company.

PVC and ABS DWV Fittings

HUB DIMENSIONS



ABS

SIZE	A	B	C	D
1½	1.910	1.895	.687	.156
2	2.385	2.370	.750	.156
3	3.515	3.495	1.500	.218
4	4.515	4.495	1.750	.250
6	6.647	6.614	3.000	.281

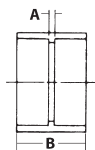
PVC

SIZE	A	B	C	D
1¼	1.675	1.650	.687	.156
1½	1.915	1.895	.687	.156
2	2.390	2.370	.750	.156
3	3.520	3.495	1.500	.218
4	4.520	4.495	1.750	.250
6	6.647	6.614	3.000	.281
8	8.655	8.610	4.000	.322
10	10.776	10.737	5.000	.365
12	12.778	12.736	6.000	.406
14	14.035	13.985	7.000	.437
16	16.045	15.980	8.000	.500

PART NO. 100

Coupling
 HUB X HUB

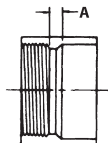
SIZE	A	B
1 $\frac{1}{4}$	$\frac{1}{8}$	1 $\frac{5}{8}$
1 $\frac{1}{2}$ (PVC)	$\frac{1}{8}$	1 $\frac{9}{16}$
1 $\frac{1}{2}$ (ABS)	$\frac{1}{8}$	1 $\frac{5}{8}$
2 (PVC)	$\frac{15}{64}$	1 $\frac{3}{4}$
2 (ABS)	$\frac{1}{8}$	1 $\frac{13}{16}$
3	$\frac{3}{16}$	3 $\frac{3}{16}$
4	$\frac{1}{4}$	3 $\frac{3}{4}$
6	$\frac{1}{4}$	6 $\frac{1}{4}$
8 (PVC)	$\frac{1}{4}$	8 $\frac{1}{4}$
10 (PVC)	$\frac{5}{16}$	10 $\frac{3}{8}$
12 (PVC)	$\frac{3}{8}$	13 $\frac{7}{16}$
14 ^(F) (PVC)	3	17
16 ^(F) (PVC)	3 $\frac{3}{8}$	19 $\frac{3}{8}$


^(F) Fabricated

Note: If PVC or ABS is not listed for a specific size, that size fitting is available in PVC and ABS materials, and the dimensions listed are the same for both materials.

PART NO. 101
Female Adapter

SIZE	FPT X HUB A
1¼ (PVC)	1/8
1½ (PVC)	1/4
1½ (ABS)	3/16
2 (PVC)	1/4
2 (ABS)	5/32
3 (PVC)	5/16
3 (ABS)	7/32
4	11/32
6 (PVC)	1/4
6 (ABS)	3/32
8 (PVC)	9/16
10 ^(F) (PVC)	2 7/8
12 ^(F) (PVC)	3 3/16


PART NO. PVC 101 X
Female Adapter with Cleanout Plug

SIZE	FPT X HUB
8 (PVC)	See Part No. 101 and 106
10 ^(F) (PVC)	
12 ^(F) (PVC)	

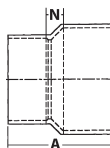
^(F) Fabricated

Note: If PVC or ABS is not listed for a specific size, that size fitting is available in PVC and ABS materials, and the dimensions listed are the same for both materials.

PART NO. 102

Pipe Inserter-Reducer

SIZE	HUB X HUB	
	A	N
1½ x 2 (PVC)	2 ⁵ / ₃₂	1 ⁷ / ₃₂
1½ x 2 (ABS)	2 ³ / ₃₂	5/8
1½ x 3	3 ¹¹ / ₃₂	1 ³ / ₃₂
2 x 3 (PVC)	3 ⁵ / ₃₂	7/8
2 x 3 (ABS)	3 ¹⁷ / ₃₂	1 1/8
2 x 4 (PVC)	4	1 ³ / ₈
2 x 4 (ABS)	4 ¹ / ₁₆	1 ³ / ₈
3 x 4	4 ³ / ₁₆	1 ⁵ / ₁₆
3 x 6 (PVC)	6 1/2	2
4 x 6 (PVC)	6 ⁹ / ₃₂	1 ³ / ₄
4 x 8 (PVC)	7 1/2	1 ²³ / ₃₂
6 x 8 (PVC)	8 ¹³ / ₃₂	1 ¹³ / ₃₂
4 x 10** (PVC)	11 ²⁵ / ₆₄	4 ¹⁵ / ₃₂
4 x 12** (PVC)	13 ³ / ₈	5 ¹⁹ / ₃₂
4 x 14 ^(F) (PVC)	19	9 ³ / ₄
4 x 16 ^(F) (PVC)	20 ⁵ / ₈	10 1/4
6 x 10 (PVC)	9 ²⁷ / ₃₂	1 ⁷ / ₈
6 x 12** (PVC)	13 ³ / ₈	4 ³ / ₈
6 x 14 ^(F) (PVC)	20 ³ / ₄	10 ¹⁵ / ₃₂
6 x 16 ^(F) (PVC)	22 ¹ / ₈	10 ²³ / ₃₂
8 x 10 (PVC)	10 ³ / ₄	1 1/16
8 x 12 (PVC)	12 ³ / ₄	2 1/16
8 x 14 ^(F) (PVC)	22 ¹ / ₂	11 ³ / ₈
8 x 16 ^(F) (PVC)	24 ¹ / ₄	12 1/8
10 x 12 (PVC)	12 ³ / ₄	1 ¹¹ / ₁₆
10 x 14 ^(F) (PVC)	17 ³ / ₄	5 ³ / ₄
10 x 16 ^(F) (PVC)	25	12
12 x 14 ^(F) (PVC)	16 ¹¹ / ₁₆	3 ³ / ₁₆
12 x 16 ^(F) (PVC)	20 ³ / ₄	6 ⁷ / ₁₆
14 x 16 ^(F) (PVC)	19 ⁷ / ₈	4 ⁷ / ₁₆

^(F) Fabricated

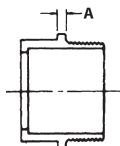
** Assembled from two molded components

Note: If PVC or ABS is not listed for a specific size, that size fitting is available in PVC and ABS materials, and the dimensions listed are the same for both materials.

PART NO. 103
**Trap Adapter—Male, Less Washer &
 Metal Nut**

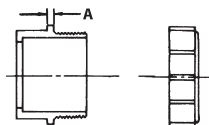
DWV SPIGOT X TUBULAR SLIP

SIZE	A
1½ X 1¼ (PVC)	13/64
1½	13/64
2	3/16

**PART NO. 103 P**
**Trap Adapter—Male, with Washer &
 Polyethylene Nut**

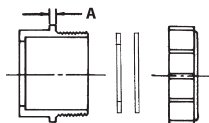
DWV SPIGOT X TUBULAR SLIP

SIZE	A
1½ X 1¼	13/64
1½	13/64
2 (PVC)*	3/16

**PART NO. 103 R**
**Trap Adapter—Male, with 1½'' PVC Nut &
 Washer & 1½'' x 1¼'' Washer**

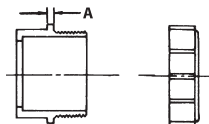
DWV SPIGOT X TUBULAR SLIP WITH PVC NUT

SIZE	A
1½	3/16

**PART NO. 103 W**
Trap Adapter—Male, with Washer & PVC Nut

DWV SPIGOT X TUBULAR SLIP WITH PVC NUT

SIZE	A
1½ X 1¼	13/64
1½	13/64
2	3/16



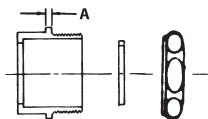
* Plastic nut on 2" fitting

Note: If PVC or ABS is not listed for a specific size, that size fitting is available in PVC and ABS materials, and the dimensions listed are the same for both materials.

PART NO. 103 X
**Trap Adapter—Male, with Washer &
 Chrome Nut**

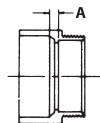
DWV SPIGOT X TUBULAR SLIP

SIZE	A
1½ X 1¼	13/64
1½	13/64
2 (PVC)	3/16

**PART NO. 104**
Trap Adapter—Female

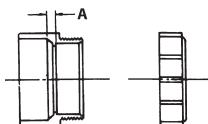
 NOTE: NOT A MALE ADAPTER.
 DWV HUB X TUBULAR SLIP

SIZE	A
1½ X 1¼	5/16
1½	3/16

**PART NO. 104 P**
**Trap Adapter—Female, with Washer &
 Polyethylene Nut**

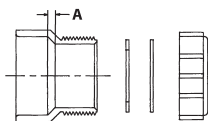
DWV HUB X TUBULAR SLIP

SIZE	A
1¼ (PVC)	3/16
1½ X 1¼	5/16
1½	3/16

**PART NO. 104 R**
**Trap Adapter—Female, with 1½'' PVC Nut
 & Washer & 1½'' x 1¼'' Washer**

DWV HUB X TUBULAR SLIP WITH PVC NUT

SIZE	A
1½	3/16

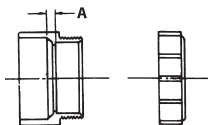


Note: If PVC or ABS is not listed for a specific size, that size fitting is available in PVC and ABS materials, and the dimensions listed are the same for both materials.

PART NO. 104 W
**Trap Adapter—Female, with Washer
& PVC Nut**

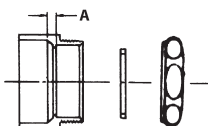
DWV HUB X TUBULAR SLIP WITH PVC NUT

SIZE	A
1¼ (PVC)	3/16
1½ X 1¼	5/16
1½	3/16
2	3/32


PART NO. 104 X
**Trap Adapter—Female, with Washer &
Chrome Nut**

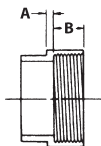
DWV HUB X TUBULAR SLIP

SIZE	A
1¼ (PVC)	3/16
1½ X 1¼	5/16
1½	3/16
2	3/32


PART NO. 105
Fitting Cleanout Adapter

SPIGOT X FPT

SIZE	A	B
1¼ (PVC)	3/16	3/4
1½ (PVC)	5/32	3/4
1½ (ABS)	3/16	23/32
2 (PVC)	5/32	7/8
2 (ABS)	1/16	27/32
3 (PVC)	7/32	1¼/32
3 (ABS)	7/32	15/32
4 (PVC)	1/4	7/8
4 (ABS)	7/32	19/32
6 (PVC)	5/16	1 1/16
8 (PVC)	3/8	1 1/2
10 ^(F) (PVC)	15/16	1 21/32
12 ^(F) (PVC)	1 1/8	2


^(F) Fabricated

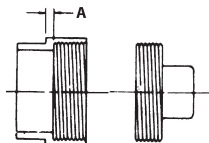
Note: If PVC or ABS is not listed for a specific size, that size fitting is available in PVC and ABS materials, and the dimensions listed are the same for both materials.

PART NO. 105 X
**Fitting Cleanout Adapter with
 Cleanout Plug**

SPIGOT X FPT

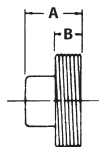
SIZE	A
------	---

For dimensions see part numbers 105 and 106.

**PART NO. 106**
Cleanout Plug

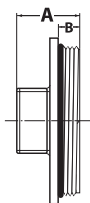
MPT

SIZE	A	B
1½	1¾	5/8
2	1¾	5/8
2½ (ABS)	1½	¾
3	1¾	¾
4	1¾	7/8
6 (PVC)	2	1
6 (ABS)	1¾	31/32
8 (PVC)	2¾	1¾
10 (PVC)	27/16	17/16
12 (PVC)	217/32	117/32

**PART NO. PVC 106 A**
Cleanout Plug with O-Ring

MPT

SIZE	A	B
2	19/16	11/16
3	115/16	23/32
4	2	¾

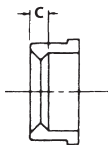


Note: If PVC or ABS is not listed for a specific size, that size fitting is available in PVC and ABS materials, and the dimensions listed are the same for both materials.

PART NO. 107**Flush Bushing**

SPIGOT X HUB

SIZE	C
1½ x 1¼	3/16
2 x 1¼	5/16
2 x 1½ (PVC)	5/16
2 x 1½ (ABS)	1/8
3 x 1½ (PVC)	1
3 x 1½ (ABS)	25/32
3 x 2 (PVC)	7/8
3 x 2 (ABS)	23/32
4 x 2 (PVC)	1 1/8
4 x 2 (ABS)	1 3/16
4 x 3 (PVC)	1/2
4 x 3 (ABS)	1/4
6 x 4 (PVC)	1 3/4
6 x 4 (ABS)	1 21/32
8 x 4 (PVC)	2 7/8
8 x 6 (PVC)	1 5/8
10 x 4** (PVC)	4 7/16
10 x 6** (PVC)	3 5/32
10 x 8 (PVC)	1 1/2
12 x 4** (PVC)	5 5/32
12 x 6** (PVC)	4 5/32
12 x 8 (PVC)	2 1/2
12 x 10 (PVC)	1 1/2



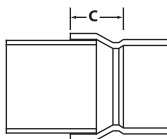
** Assembled from two molded components

Note: If PVC or ABS is not listed for a specific size, that size fitting is available in PVC and ABS materials, and the dimensions listed are the same for both materials.

PART NO. PVC 107
Concentric Reducer Bushing

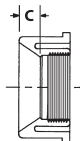
SPIGOT X HUB

SIZE	C
14 x 4 ^(F) (PVC)	8
14 x 6 ^(F) (PVC)	8 ^{63/64}
14 x 8 ^(F) (PVC)	9 ^{7/16}
14 x 10 ^(F) (PVC)	9 ^{5/8}
14 x 12 ^(F) (PVC)	7 ^{3/8}
16 x 4 ^(F) (PVC)	8 ^{3/4}
16 x 6 ^(F) (PVC)	9 ^{1/4}
16 x 8 ^(F) (PVC)	10 ^{1/4}
16 x 10 ^(F) (PVC)	10 ^{7/8}
16 x 12 ^(F) (PVC)	10 ^{5/8}
16 x 14 ^(F) (PVC)	9 ^{1/4}


PART NO. 108
Flush Bushing (Cleanout Adapter)

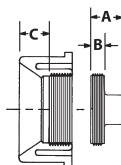
SPIGOT X FPT

SIZE	C
2 x 1 ^{1/2}	5 ^{1/16}
8 x 6 ^(CP) (PVC)	1 ^{5/8}


PART NO. PVC 108 X
**Flush Bushing (Cleanout Adapter)
with Plug**

SPIGOT

SIZE	A	B	C
10 x 8 (PVC)	2 ^{3/8}	1 ^{3/8}	3 ^{7/8}
12 x 8 (PVC)	2 ^{3/8}	1 ^{3/8}	4 ^{7/8}

^(F) Fabricated^(CP) PVC 108, 8"x6" is available only as a component part of PVC 444X.

Note: If PVC or ABS is not listed for a specific size, that size fitting is available in PVC and ABS materials, and the dimensions listed are the same for both materials.

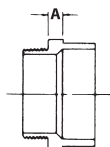
PART NO. 109**Male Adapter**

MPT X HUB

NOTE: NOT A TRAP ADAPTER. WILL NOT ACCEPT A TAIL PIECE.

SEE PART NUMBER 104

SIZE	A
1¼ (PVC)	3/16
1¼ X 1½ (PVC)	3/16
1½	3/16
2	3/16
3	3/8
4	3/8

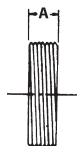


(Octagon shoulders for
tightening purposes.)

PART NO. 110**Flush Cleanout Plug****& PVC 110 B****Flush Cleanout Plug with
Threaded Brass Insert**

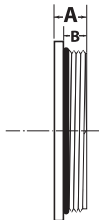
MPT

SIZE	A
2 (PVC)	5/8
2 (ABS)	11/16
3 (PVC)	3/4
3 (ABS)	27/32
4 (PVC)	3/4
4 (ABS)	7/8

**PART NO. PVC 110 A****Flush Cleanout Plug with O-Ring**

MPT

SIZE	A	B
2	27/32	21/32
3	1 1/32	13/16
4	1	3/4

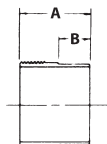


Note: If PVC or ABS is not listed for a specific size, that size fitting is available in PVC and ABS materials, and the dimensions listed are the same for both materials.

PART NO. 111**Male Fitting Adapter**

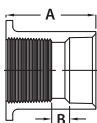
MPT X SPIGOT

SIZE	A	B
1½	1 ¹³ / ₁₆	¾
1½ X 1¼ (PVC)	1 ¹¹ / ₁₆	1 ¹ / ₁₆
2 (PVC)	1 ¹⁵ / ₁₆	7/8
2 (ABS)	1 ⁷ / ₈	7/8
3 (PVC)	3 ¹ / ₁₆	1½

**PART NO. PVC 113****Tray Plug Adapter**

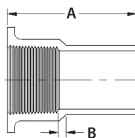
HUB

SIZE	A	B
1½ (PVC)	2 ⁹ / ₁₆	1 ⁷ / ₃₂

**PART NO. ABS 113 S****Tray Plug Adapter**

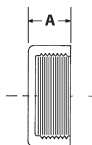
SPIGOT

SIZE	A	B
1½ (ABS)	3 ⁵ / ₁₆	¼

**PART NO. ABS 114****Threaded Cap**

FPT

SIZE	A
1½ (ABS)	7/8

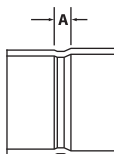


(F) Fabricated

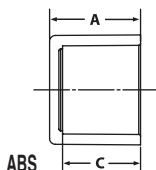
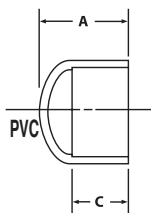
Note: If PVC or ABS is not listed for a specific size, that size fitting is available in PVC and ABS materials, and the dimensions listed are the same for both materials.

PART NO. PVC 115
Adapter Coupling
 SDR 35 HUB X DWV HUB

SIZE	A
8 ^(F) (PVC)	1 ³ / ₄
10 ^(F) (PVC)	3 ¹ / ₂
10 x 8 ^(F) (PVC)	3 ¹ / ₂
12 ^(F) (PVC)	1

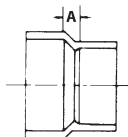

PART NO. 116
Cap
 SOCKET

SIZE	A	C
1 ¹ / ₂ (PVC)	1 ¹⁵ / ₁₆	1 ⁵ / ₁₆
1 ¹ / ₂ (ABS)	1 ¹ / ₄	1 ¹ / ₁₆
2 (PVC)	2 ⁵ / ₃₂	1 ³ / ₈
2 (ABS)	1 ³ / ₁₆	3 ¹ / ₃₂
3 (PVC)	2 ¹⁵ / ₁₆	1 ²⁹ / ₃₂
3 (ABS)	2 ³ / ₃₂	1 ²⁷ / ₃₂
4 (PVC)	3 ¹ / ₈	2 ¹ / ₃₂
4 (ABS)	2 ¹¹ / ₃₂	1 ³ / ₄
6 (PVC)	4 ³ / ₄	3 ⁵ / ₈
6 (ABS)	3 ¹⁵ / ₃₂	3 ¹ / ₃₂
8 (PVC)	6 ¹³ / ₃₂	4
10 (PVC)	7 ³ / ₄	5
12 (PVC)	9 ⁷ / ₁₆	6
14 ^(F) (PVC)	5 ¹ / ₂	5 ¹ / ₁₆
16 ^(F) (PVC)	5 ³ / ₄	5 ¹ / ₄


PART NO. 117
Adapter Coupling

 (Adapts Sewer and Drain Spigot to DWV Spigot)
 HUB X HUB

SIZE	A
3 x 3 (PVC)	1 ¹ / ₈
4 x 3	3 ³ / ₄
4 x 4 (PVC)	1 ¹ / ₂
4 x 4 (ABS)	3 ³ / ₈

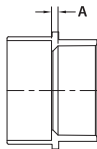

^(F) Fabricated

Note: If PVC or ABS is not listed for a specific size, that size fitting is available in PVC and ABS materials, and the dimensions listed are the same for both materials.

PART NO. PVC 117 X
Adapter Coupling

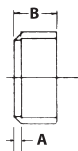
 (Adapts Sewer and Drain Spigot to DWV Hub)
 HUB X SPG

SIZE	A
4 x 3 (PVC)	1/4


PART NO. 118
Adapter Bushing

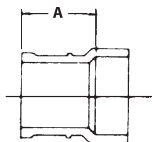
 (Adapts DWV Hub to Sewer and Drain Spigot)
 DWV SPIGOT X HUB

SIZE	A	B
3	1/4	1 3/4
4	1/4	2


PART NO. 119
No-Hub Adapter

 (Adapts Cast Iron No-Hub Spigot to DWV Spigot)
 SPIGOT X HUB

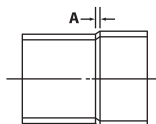
SIZE	A
1 1/2 (PVC)	1 27/32
2 (PVC)	1 23/32
2 (ABS)	1 5/8
2 x 1 1/2 (PVC)	1 11/16
3	1 13/16
4	1 27/32
4 x 3 (PVC)	2 5/32



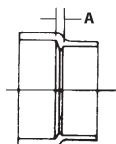
Note: If PVC or ABS is not listed for a specific size, that size fitting is available in PVC and ABS materials, and the dimensions listed are the same for both materials.

PART NO. PVC 120
Adapter Bushing
 DWV SPIGOT X SDR 35 HUB

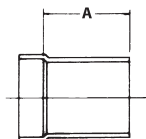
SIZE	A
8 ^(F) (PVC)	5/8
10 ^(F) (PVC)	5/8
12 ^(F) (PVC)	5/8


PART NO. 122
Spigot Adapter, Cast Iron
 (Adapts Cast Iron Spigot to DWV Spigot)
 HUB X HUB

SIZE	A
2 x 2	3/8
3 x 3 (PVC)	7/16
4 x 4 (PVC)	1/2
4 x 4 (ABS)	7/16


PART NO. 123
Hub Adapter, Cast Iron
 (Adapts DWV Spigot to Cast Iron Hub)
 HUB X SPIGOT

SIZE	A
2 x 2 ^(P)	3 ²³ / ₃₂
3 x 3 ^(P) (PVC)	4 ⁵ / ₆₄
4 x 4 ^(P)	4 ²⁵ / ₆₄



^(P) Plain End: Joint can be made with compression gasket only.

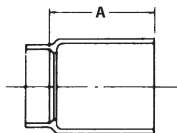
Note: If PVC or ABS is not listed for a specific size, that size fitting is available in PVC and ABS materials, and the dimensions listed are the same for both materials.

PART NO. PVC 123 R
Hub Adapter, Cast Iron, Increaser

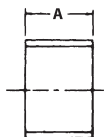
(Adapts DWV Spigot to Cast Iron Hub)

HUB X SPIGOT

SIZE	A
1½ x 2 ^(P) (PVC)	3½
3 x 4 ^(P) (PVC)	4


PART NO. 130
Repair Coupling
HUB X HUB

SIZE	A
1½ (PVC)	1 ⁵ / ₈
1½ (ABS)	1½
2 (PVC)	1 ⁷ / ₈
2 (ABS)	1 ¹³ / ₁₆
3	3 ³ / ₁₆
4 (PVC)	3 ³ / ₄
4 (ABS)	3 ¹⁷ / ₃₂
6 (PVC)	6¼
8 ^(F) (PVC)	8 ³ / ₁₆
10 ^(F) (PVC)	10 ³ / ₁₆
12 ^(F) (PVC)	12 ³ / ₁₆

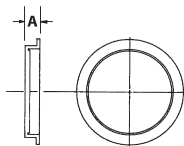

^(P) Plain End: Joint can be made with compression gasket only.

^(F) Fabricated

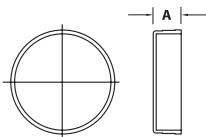
Note: If PVC or ABS is not listed for a specific size, that size fitting is available in PVC and ABS materials, and the dimensions listed are the same for both materials.

PART NO. PVC 131
Test Cap^(C1)

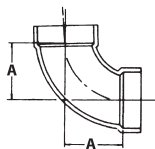
SIZE	A
1½ (PVC)	9/32
2 (PVC)	9/32
3 (PVC)	5/16
4 (PVC)	3/8


PART NO. PVC 132
Outside Diameter Test Cap^(C2)

SIZE	A
1½ (PVC)	9/16
2 (PVC)	9/16
3 (PVC)	9/16
4 (PVC)	9/16


PART NO. 300
1/4 Bend
 (Sanitary 90° EII)
 ALL HUB

SIZE	A
1¼ (PVC)	19/16
1½	1¾
2 (PVC)	25/16
2 (ABS)	2¼
3	31/16
4	37/8
6	5
8 (PVC)	6
10 (PVC)	99/32
12 (PVC)	11
14 ^(F) (PVC)	16¾
16 ^(F) (PVC)	209/16



^(C1) Inserts into pipe

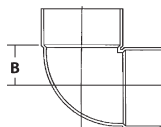
^(C2) Inserts over pipe

^(F) Fabricated

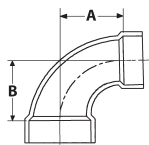
Note: If PVC or ABS is not listed for a specific size, that size fitting is available in PVC and ABS materials, and the dimensions listed are the same for both materials.

PART NO. PVC 300 A
Short 1/4 Bend^(N)
 (90° Ell)
 ALL HUB

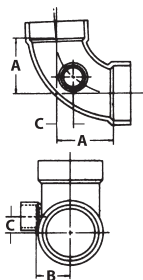
SIZE	B
8 ^(N) (PVC)	4½
10 ^(N) (PVC)	6¼
12 ^(N) (PVC)	7 ⁵ / ₁₆


PART NO. 300 R
1/4 Bend, Reducing
 ALL HUB

SIZE	A	B
2 x 1½	2 ⁷ / ₁₆	2 ⁵ / ₁₆


PART NO. 300S
1/4 Bend with Side Inlet

SIZE	HUB X HUB		
	A	B	C
3 x 3 x 1½ (PVC)	3 ⁵ / ₆₄	1 ⁷ / ₈	1 ⁵ / ₁₆
3 x 3 x 2	3 ⁵ / ₆₄	1 ⁷ / ₈	1 ⁵ / ₁₆



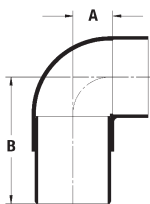
^(N) Not a sanitary pattern

Note: If PVC or ABS is not listed for a specific size, that size fitting is available in PVC and ABS materials, and the dimensions listed are the same for both materials.

PART NO. PVC 301
Vent 1/4 Bend, Street

HUB X SPIGOT

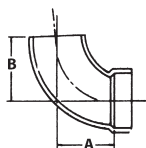
SIZE	A	B
8 ^(F) (PVC)	4½	13½
10 ^(F) (PVC)	6¼	18¾
12 ^(F) (PVC)	7 ⁵ / ₁₆	18 ¹³ / ₁₆


PART NO. 302
1/4 Bend, Street

(Sanitary 90° Street Ell)

SPIGOT X HUB

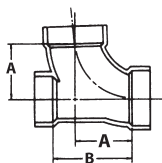
SIZE	A	B
1¼ (PVC)	1 ⁵ / ₈	2 ⁵ / ₁₆
1½	1¾	2½
2	2 ⁵ / ₁₆	3 ³ / ₁₆
3	3 ¹ / ₁₆	4 ⁹ / ₁₆
4	3 ⁷ / ₈	5 ⁵ / ₈
6 (PVC)	5 ³ / ₁₆	8 ¹ / ₈
8 (PVC)	6 ¹ / ₈	10
10 ^(F) (PVC)	14 ⁷ / ₁₆	19¾
12 ^(F) (PVC)	16 ³ / ₈	19
14 ^(F) (PVC)	16¼	23 ⁹ / ₁₆
16 ^(F) (PVC)	19 ⁷ / ₈	23 ⁷ / ₁₆


^(F) Fabricated

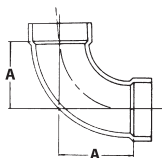
Note: If PVC or ABS is not listed for a specific size, that size fitting is available in PVC and ABS materials, and the dimensions listed are the same for both materials.

PART NO. 303
1/4 Bend, with Low Heel Inlet

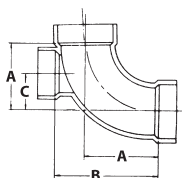
SIZE	ALL HUB	
	A	B
3 x 3 x 1½ (PVC)	3 ¹ / ₁₆	4 ³ / ₁₆
3 x 3 x 1½ (ABS)	3 ¹ / ₁₆	4 ¹ / ₈
3 x 3 x 2	3 ¹ / ₁₆	4 ⁷ / ₁₆
4 x 4 x 2	3 ⁷ / ₈	5 ⁷ / ₁₆


PART NO. 304
Long Sweep 1/4 Bend

SIZE	HUB X HUB
	A
1½	2 ³ / ₄
2	3 ¹ / ₄
3 (PVC)	4 ¹ / ₁₆
3 (ABS)	4
4	4 ¹⁵ / ₁₆
6 (PVC)	9


PART NO. PVC 305
**Long Sweep 1/4 Bend
with High Heel Inlet**

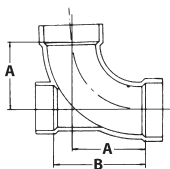
SIZE	ALL HUB		
	A	B	C
3 x 3 x 2 (PVC)	4 ¹ / ₁₆	5 ⁵ / ₈	2 ¹ / ₄



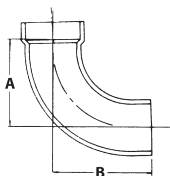
Note: If PVC or ABS is not listed for a specific size, that size fitting is available in PVC and ABS materials, and the dimensions listed are the same for both materials.

PART NO. 307
**Long Sweep 1/4 Bend
with Low Heel Inlet**

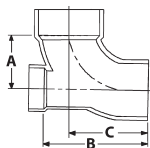
SIZE	ALL HUB	
	A	B
3 x 3 x 1½ (ABS)	4	4 ¹⁹ / ₃₂
3 x 3 x 2 (PVC)	4 ¹ / ₁₆	4 ¹⁵ / ₁₆
3 x 3 x 2 (ABS)	3 ¹⁵ / ₁₆	4 ¹³ / ₁₆


PART NO. 309
Long Sweep 1/4 Bend, Street

SIZE	HUB X SPIGOT	
	A	B
1½ (PVC)	2¾	3 ¹⁹ / ₃₂
1½ (ABS)	2 ²⁵ / ₃₂	3 ¹⁵ / ₃₂
2	3¼	4 ¹ / ₈
3	4 ⁵ / ₃₂	5 ⁹ / ₁₆
4 (PVC)	4 ¹⁵ / ₁₆	6 ¹¹ / ₁₆


PART NO. 310
**1/4 Bend, Street
with Low Heel Inlet**

SIZE	HUB X SPIGOT X HUB		
	A	B	C
3 x 3 x 2	3 ¹ / ₁₆	5 ¹⁵ / ₁₆	4 ⁹ / ₁₆

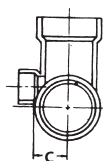
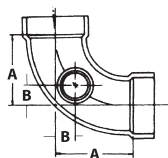


Note: If PVC or ABS is not listed for a specific size, that size fitting is available in PVC and ABS materials, and the dimensions listed are the same for both materials.

PART NO. PVC 311

**Long Sweep 1/4 Bend,
with Side Inlet**

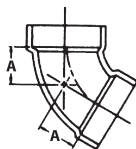
SIZE	ALL HUB		
	A	B	C
3 x 3 x 2 (PVC)	4 ¹ / ₁₆	1 ³ / ₈	1 ³ / ₄



PART NO. 319

**1/6 Bend
(60° Ell)
HUB X HUB**

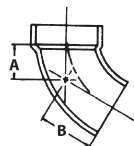
SIZE	A
1 ¹ / ₂	1
2 (PVC)	1 ⁵ / ₁₆
2 (ABS)	1 ¹ / ₄
3	1 ¹¹ / ₁₆
4 (PVC)	2 ¹ / ₁₆
4 (ABS)	2



PART NO. 320

**1/6 Bend, Street
(60° Street Ell)
HUB X SPIGOT**

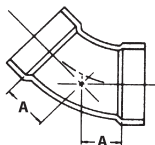
SIZE	A	B
1 ¹ / ₂	1	1 ³ / ₄
2	1 ⁵ / ₁₆	2 ³ / ₁₆
3	1 ¹¹ / ₁₆	3 ³ / ₁₆
4 (PVC)	2 ¹ / ₁₆	3 ¹³ / ₁₆



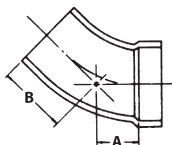
Note: If PVC or ABS is not listed for a specific size, that size fitting is available in PVC and ABS materials, and the dimensions listed are the same for both materials.

PART NO. 321
1/8 Bend
 (45° Ell)
 HUB X HUB

SIZE	A
1¼ (PVC)	1
1½	1⅛
2	1½
3	1¾
4	2 ³ / ₁₆
6	2 ¹ / ₁₆
8 (PVC)	2 ¹ / ₁₆
10 (PVC)	3 ¹ / ₈
12 (PVC)	3 ³ / ₆₄
14 ^(F) (PVC)	8 ¹ / ₄
16 ^(F) (PVC)	10 ⁵ / ₁₆


PART NO. 323
1/8 Bend, Street
 (45° Street Ell)
 SPIGOT X HUB

SIZE	A	B
1¼ (PVC)	1	1¾
1½ (PVC)	1⅛	1⅞
1½ (ABS)	1 ¹ / ₁₆	1⅞
2 (PVC)	1½	2 ³ / ₈
2 (ABS)	1 ¹⁵ / ₃₂	2 ¹ / ₈
3	1¾	3 ¹ / ₄
4	2 ³ / ₁₆	3 ¹⁵ / ₁₆
6 (PVC)	2 ¹ / ₁₆	5 ⁵ / ₆₄
6 (ABS)	2 ¹ / ₁₆	5
8 (PVC)	2	6 ³ / ₃₂
10 (PVC)	3 ¹ / ₈	8 ⁵ / ₃₂
12 (PVC)	3 ³ / ₆₄	9 ¹ / ₂
14 ^(F) (PVC)	9 ³ / ₈	15 ⁹ / ₁₆
16 ^(F) (PVC)	10 ⁵ / ₁₆	18 ¹ / ₂

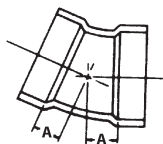

^(F) Fabricated

Note: If PVC or ABS is not listed for a specific size, that size fitting is available in PVC and ABS materials, and the dimensions listed are the same for both materials.

PART NO. 324
1/16 Bend

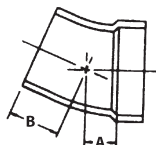
 (22½° Ell)
 HUB X HUB

SIZE	A
1½	½
2 (PVC)	1¹⁄₁₆
2 (ABS)	½
3	1³⁄₁₆
4	1
6	1½
8 (PVC)	1½
10 (PVC)	2
12 (PVC)	2
14 ^(F) (PVC)	5¼
16 ^(F) (PVC)	5¹³⁄₁₆


PART NO. 326
1/16 Bend, Street

 (22½° Street Ell)
 SPIGOT X HUB

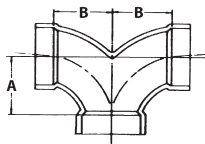
SIZE	A	B
1½	½	1¼
2	1¹⁄₁₆	1½
3	1³⁄₁₆	2⁵⁄₁₆
4	1	2¾
6 (PVC)	1½	5³⁄₆₄
8 ^(F) (PVC)	6⅛	10¹⁵⁄₁₆
10 ^(F) (PVC)	5¹¹⁄₁₆	11¾
12 ^(F) (PVC)	5½	14¹⁄₁₆
14 ^(F) (PVC)	6⁹⁄₁₆	13⁷⁄₈
16 ^(F) (PVC)	8⁵⁄₁₆	16¾


^(F) Fabricated

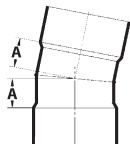
Note: If PVC or ABS is not listed for a specific size, that size fitting is available in PVC and ABS materials, and the dimensions listed are the same for both materials.

PART NO. 327
Double 1/4 Bend

ALL HUB		
SIZE	A	B
1½	1¾	1¾
2 (PVC)	2 ⁵ / ₁₆	2 ⁵ / ₁₆
2 (ABS)	2¼	2 ⁵ / ₁₆
3 (PVC)	3 ¹ / ₁₆	3 ¹ / ₁₆
3 (ABS)	3	3
2 x 1½ x 1½ (PVC)	1 ¹⁵ / ₁₆	2 ³ / ₁₆
2 x 1½ x 1½ (ABS)	1 ²⁹ / ₃₂	2


PART NO. PVC 328
1/32 Bend

HUB X HUB	
SIZE	A
8 ^(F) (PVC)	5 ¹ / ₈
10 ^(F) (PVC)	5 ⁷ / ₈
12 ^(F) (PVC)	5 ¹¹ / ₁₆

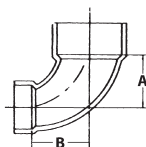


^(F) Fabricated

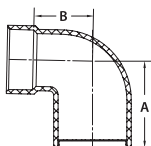
Note: If PVC or ABS is not listed for a specific size, that size fitting is available in PVC and ABS materials, and the dimensions listed are the same for both materials.

PART NO. 329**Closest Bend, Reducing**

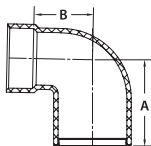
SIZE	HUB X HUB	
	A	B
3 x 4 (PVC)	3	3 ³ / ₈
3 x 4 (ABS)	3 ³ / ₃₂	3 ⁷ / ₁₆

**PART NO. 330****Closest Bend, Reducing**

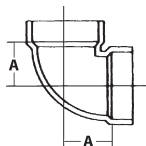
SIZE	HUB X SPIGOT	
	A	B
3 x 4	5	3 ¹¹ / ₃₂

**PART NO. 330 X****Closest Bend, Reducing
with Test Cap**

SIZE	HUB X SPIGOT	
	A	B
3 x 4	5	3 ¹¹ / ₃₂

**PART NO. 331****Vent Ell
(90° Short Turn Ell)
HUB X HUB**

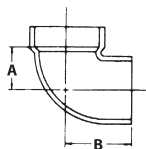
SIZE	A
1 ¹ / ₂	1 ³ / ₁₆
2	1 ¹ / ₂
3	1 ⁷ / ₈



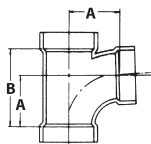
Note: If PVC or ABS is not listed for a specific size, that size fitting is available in PVC and ABS materials, and the dimensions listed are the same for both materials.

PART NO. 333
Vent Ell, Street
 (90° Short Turn Street Ell)
 HUB X SPIGOT

SIZE	A	B
1½ (PVC)	1 ⁷ / ₃₂	1 ¹⁵ / ₁₆
1½ (ABS)	1 ³ / ₁₆	1 ¹⁵ / ₁₆
2	1½	2 ³ / ₈
3 (PVC)	1 ⁷ / ₈	3½


PART NO. 400
Sanitary Tee
 ALL HUB

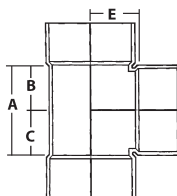
SIZE	A	B
1¼ (PVC)	1 ⁹ / ₁₆	2 ⁵ / ₁₆
1½ (PVC)	1¾	2¾
1½ (ABS)	1 ²³ / ₃₂	2 ²¹ / ₃₂
2 (PVC)	2 ⁵ / ₁₆	3 ¹¹ / ₁₆
2 (ABS)	2 ⁵ / ₁₆	3 ¹⁹ / ₃₂
3 (PVC)	3 ¹ / ₁₆	4 ⁷ / ₈
3 (ABS)	3 ¹ / ₃₂	4 ¹³ / ₁₆
4	3 ⁷ / ₈	6 ¹ / ₈
6	5	8½
8 (PVC)	6	10½
10 ^(F) (PVC)	16 ¹³ / ₃₂	16½
12 ^(F) (PVC)	19 ¹ / ₈	19½


^(F) Fabricated

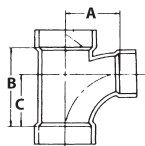
Note: If PVC or ABS is not listed for a specific size, that size fitting is available in PVC and ABS materials, and the dimensions listed are the same for both materials.

PART NO. PVC 400 A
Straight Tee^(N)

SIZE	ALL HUB			
	A	B	C	E
8 ^(N) (PVC)	9	4½	4½	4½
10 ^(N) (PVC)	12½	6¼	6¼	6 ⁵ / ₁₆
12 ^(N) (PVC)	14 ⁷ / ₁₆	7 ⁷ / ₃₂	7 ⁷ / ₃₂	7¼
14 ^{(N)(F)} (PVC)	21	10½	10½	11 ⁵ / ₈
16 ^{(N)(F)} (PVC)	23 ⁷ / ₈	11 ¹⁵ / ₁₆	11 ¹⁵ / ₁₆	14 ³ / ₁₆


PART NO. 401
Sanitary Tee, Reducing

SIZE	ALL HUB		
	A	B	C
2 x 1½ x 1½ (PVC)	2 ⁹ / ₁₆	3 ¹ / ₈	1 ¹⁵ / ₁₆
2 x 1½ x 1½ (ABS)	2 ⁵ / ₃₂	3 ¹ / ₁₆	1 ²⁹ / ₃₂
2 x 1½ x 2 (PVC)	2 ⁵ / ₁₆	3 ¹¹ / ₁₆	2 ⁵ / ₁₆
2 x 1½ x 2 (ABS)	2 ⁹ / ₃₂	3 ¹⁹ / ₃₂	2¼
2 x 2 x 1½	2 ³ / ₁₆	3 ¹ / ₈	1 ¹⁵ / ₁₆
3 x 3 x 1½ (PVC)	2 ⁹ / ₁₆	2 ¹¹ / ₁₆	1¾
3 x 3 x 1½ (ABS)	2½	2 ⁵ / ₈	1 ²³ / ₃₂
3 x 3 x 2 (PVC)	2 ⁷ / ₈	3 ⁵ / ₁₆	2 ¹ / ₈
3 x 3 x 2 (ABS)	2 ⁷ / ₈	3¼	2 ¹ / ₃₂
4 x 4 x 1½ (PVC)	3¼	3 ¹ / ₁₆	2
4 x 4 x 2	3 ⁵ / ₁₆	3 ³ / ₁₆	2 ¹ / ₁₆
4 x 4 x 3 (PVC)	3 ⁹ / ₁₆	4¾	3
4 x 4 x 3 (ABS)	3 ¹⁷ / ₃₂	4 ²¹ / ₃₂	2 ³¹ / ₃₂
6 x 6 x 4 (PVC)	4 ²⁷ / ₃₂	6 ³ / ₆₄	3 ²⁵ / ₃₂
6 x 6 x 4 (ABS)	4 ⁹ / ₃₂	5 ²⁵ / ₃₂	3 ¹⁹ / ₃₂
8 x 8 x 4** (PVC)	9 ¹ / ₈	10 ⁷ / ₁₆	6
8 x 8 x 6** (PVC)	7¾	10 ³¹ / ₆₄	6 ³ / ₆₄



^(F) Fabricated

^(N) Not a sanitary pattern

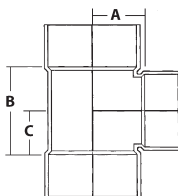
** Assembled from two molded components

Note: If PVC or ABS is not listed for a specific size, that size fitting is available in PVC and ABS materials, and the dimensions listed are the same for both materials.

PART NO. PVC 401 A
Straight Tee, Reducing ^(N)

ALL HUB

SIZE	A	B	C
8 x 8 x 4 ^{(N)**} (PVC)	7 ⁷ / ₈	10 ¹ / ₂	5 ¹ / ₄
8 x 8 x 6 ^{(N)**} (PVC)	6 ⁷ / ₈	10 ¹ / ₂	5 ¹ / ₄
10 x 10 x 4 ^{(N)**} (PVC)	9 ¹ / ₄	10 ³ / ₈	5 ³ / ₁₆
10 x 10 x 6 ^{(N)**} (PVC)	8	10 ³ / ₈	5 ³ / ₁₆
10 x 10 x 8 ^(N) (PVC)	6 ¹¹ / ₃₂	10 ³ / ₈	5 ³ / ₁₆
12 x 12 x 4 ^{(N)***} (PVC)	9 ²⁷ / ₃₂	10 ¹ / ₄	5 ¹ / ₈
12 x 12 x 6 ^{(N)**} (PVC)	8 ²⁹ / ₃₂	10 ¹ / ₄	5 ¹ / ₈
12 x 12 x 8 ^(N) (PVC)	7 ⁵ / ₃₂	10 ¹ / ₄	5 ¹ / ₈
12 x 12 x 10 ^(N) (PVC)	7 ³ / ₁₆	12 ⁷ / ₁₆	6 ⁷ / ₃₂
14 x 14 x 4 ^{(N)(F)} (PVC)	10 ¹¹ / ₁₆	10	5
14 x 14 x 6 ^{(N)(F)} (PVC)	11 ¹ / ₄	12	6
14 x 14 x 8 ^{(N)(F)} (PVC)	11 ⁵ / ₈	15	7 ¹ / ₂
14 x 14 x 10 ^{(N)(F)} (PVC)	12	17	8 ¹ / ₂
14 x 14 x 12 ^{(N)(F)} (PVC)	12 ³ / ₈	19	9 ¹ / ₂
16 x 16 x 4 ^{(N)(F)} (PVC)	12 ¹⁵ / ₁₆	10 ³ / ₈	5 ³ / ₁₆
16 x 16 x 6 ^{(N)(F)} (PVC)	12 ¹ / ₄	14	7
16 x 16 x 8 ^{(N)(F)} (PVC)	12 ⁵ / ₈	16	8
16 x 16 x 10 ^{(N)(F)} (PVC)	13	18	9
16 x 16 x 12 ^{(N)(F)} (PVC)	13 ⁷ / ₁₆	19 ³ / ₄	9 ⁷ / ₈


^(F) Fabricated

^(N) Not a sanitary pattern

** Assembled from two molded components

*** Assembled from three molded components

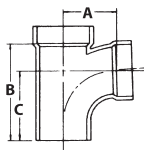
Note: If PVC or ABS is not listed for a specific size, that size fitting is available in PVC and ABS materials, and the dimensions listed are the same for both materials.

PART NO. 403

Sanitary Tee, Street

SPIGOT X HUB X HUB

SIZE	A	B	C
1½ (PVC)	1¾	3½	2½
1½ (ABS)	1 ²³ / ₃₂	3 ¹³ / ₃₂	2 ¹⁵ / ₃₂
2 (PVC)	2 ⁵ / ₁₆	4 ⁹ / ₁₆	3 ⁷ / ₃₂
2 (ABS)	2 ⁵ / ₁₆	4 ¹⁵ / ₃₂	3 ¹ / ₈
3	3	6 ³ / ₈	4 ⁹ / ₁₆
4	3 ⁷ / ₈	7 ⁷ / ₈	5 ⁵ / ₈

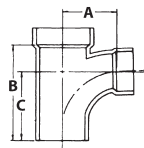


PART NO. 404

Sanitary Tee, Street Reducing

SPIGOT X HUB X HUB

SIZE	A	B	C
2 x 1½ x 1½ (PVC)	2 ⁵ / ₃₂	4	2 ²⁷ / ₃₂
2 x 1½ x 1½ (ABS)	2 ³ / ₁₆	4	2 ³ / ₄
2 x 1½ x 2 (ABS)	2 ⁵ / ₁₆	4 ¹⁷ / ₃₂	3 ¹ / ₈
2 x 2 x 1½ (PVC)	2 ¹ / ₈	4	2 ⁷ / ₈
2 x 2 x 1½ (ABS)	2 ⁵ / ₃₂	3 ¹⁵ / ₁₆	2 ⁷ / ₈
3 x 3 x 1½	2 ⁹ / ₁₆	4 ³ / ₁₆	3 ¹ / ₄
3 x 3 x 2	2 ⁷ / ₈	4 ³ / ₄	3 ⁵ / ₈
4 x 4 x 2 (PVC)	3 ⁵ / ₁₆	4 ¹⁵ / ₁₆	3 ¹³ / ₁₆

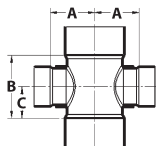


Note: If PVC or ABS is not listed for a specific size, that size fitting is available in PVC and ABS materials, and the dimensions listed are the same for both materials.

PART NO. PVC 410
Tee Cross

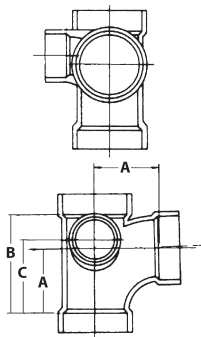
ALL HUB

SIZE	A	B	C
6 x 6 x 4 x 4 ^(F) (PVC)	5 ¹¹ / ₁₆	9 ¹ / ₄	4 ⁵ / ₈
6 x 6 x 6 x 6 ^(F) (PVC)	6 ¹ / ₈	10 ³ / ₄	5 ³ / ₈
8 x 8 x 4 x 4 ^(F) (PVC)	6 ⁵ / ₁₆	8 ⁷ / ₈	4 ⁷ / ₁₆
8 x 8 x 6 x 6 ^(F) (PVC)	7 ⁷ / ₃₂	10 ⁷ / ₈	5 ⁷ / ₁₆
8 x 8 x 8 x 8 ^(F) (PVC)	8 ⁵ / ₁₆	13 ¹ / ₈	6 ⁹ / ₁₆
10 x 10 x 4 x 4 ^(F) (PVC)	7 ³ / ₄	12	6
10 x 10 x 6 x 6 ^(F) (PVC)	8 ¹ / ₂	11 ¹ / ₂	5 ³ / ₄
10 x 10 x 8 x 8 ^(F) (PVC)	8 ⁷ / ₈	13 ¹ / ₂	6 ³ / ₄
10 x 10 x 10 x 10 ^(F) (PVC)	8	18 ³ / ₈	9 ³ / ₁₆
12 x 12 x 4 x 4 ^(F) (PVC)	8 ⁷ / ₈	10	5
12 x 12 x 6 x 6 ^(F) (PVC)	9 ³ / ₄	12	6
12 x 12 x 8 x 8 ^(F) (PVC)	9 ⁷ / ₈	15 ³ / ₄	7 ⁷ / ₈
12 x 12 x 10 x 10 ^(F) (PVC)	10 ¹ / ₄	16	8
12 x 12 x 12 x 12 ^(F) (PVC)	9 ¹ / ₈	21	10 ¹ / ₂


PART NO. 416
Sanitary Tee with Left Side Inlet

ALL HUB

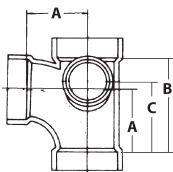
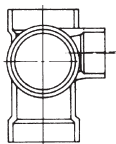
SIZE	A	B	C
3 x 3 x 3 x 1 ¹ / ₂	3 ¹ / ₁₆	4 ⁷ / ₈	3 ¹¹ / ₁₆
3 x 3 x 3 x 2 (PVC)	3 ¹ / ₁₆	4 ⁷ / ₈	3 ¹¹ / ₁₆
3 x 3 x 3 x 2 (ABS)	3 ¹ / ₃₂	4 ¹³ / ₁₆	3 ²³ / ₃₂
4 x 4 x 4 x 2 (PVC)	3 ⁷ / ₈	6 ¹ / ₈	5


^(F) Fabricated

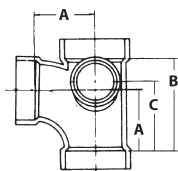
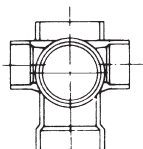
Note: If PVC or ABS is not listed for a specific size, that size fitting is available in PVC and ABS materials, and the dimensions listed are the same for both materials.

PART NO. 417
Sanitary Tee with Right Side Inlet

SIZE	ALL HUB		
	A	B	C
3 x 3 x 3 x 1½	3 ¹ / ₁₆	4 ⁷ / ₈	3 ¹¹ / ₁₆
3 x 3 x 3 x 2 (PVC)	3 ¹ / ₁₆	4 ⁷ / ₈	3 ¹¹ / ₁₆
3 x 3 x 3 x 2 (ABS)	3 ¹ / ₃₂	4 ²⁷ / ₃₂	3 ⁵ / ₈
4 x 4 x 4 x 2 (PVC)	3 ⁷ / ₈	6 ¹ / ₈	5

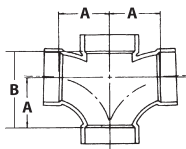

PART NO. 418
Sanitary Tee with Left & Right Side Inlets

SIZE	ALL HUB		
	A	B	C
3 x 3 x 3 x 2 x 2	3 ¹ / ₁₆	4 ⁷ / ₈	3 ¹¹ / ₁₆
4 x 4 x 4 x 2 x 2 (PVC)	3 ⁷ / ₈	6 ¹ / ₈	5


PART NO. 428
Double Sanitary Tee

 (Sanitary Cross)
 ALL HUB

SIZE	A	B
1½ (PVC)	1¾	2¾
1½ (ABS)	1 ²³ / ₃₂	2 ⁵ / ₈
2 (PVC)	2 ⁵ / ₁₆	3 ¹¹ / ₁₆
2 (ABS)	2 ⁵ / ₁₆	3 ⁹ / ₁₆
3	3 ¹ / ₁₆	4 ⁷ / ₈
4 (PVC)	3 ⁷ / ₈	6 ¹ / ₈
4 (ABS)	3 ²⁷ / ₃₂	6 ¹ / ₃₂



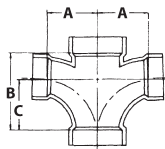
Note: If PVC or ABS is not listed for a specific size, that size fitting is available in PVC and ABS materials, and the dimensions listed are the same for both materials.

PART NO. 429
Double Sanitary Tee, Reducing

(Sanitary Cross)

ALL HUB

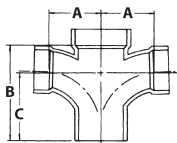
SIZE	A	B	C
2 x 2 x 1 1/2 x 1 1/2 (PVC)	2 3/16	3 1/8	1 15/16
2 x 2 x 1 1/2 x 1 1/2 (ABS)	2 5/32	3 5/32	2
3 x 3 x 1 1/2 x 1 1/2 (PVC)	2 9/16	2 11/16	1 3/4
3 x 3 x 1 1/2 x 1 1/2 (ABS)	2 1/2	2 19/32	1 5/8
3 x 3 x 2 x 2 (PVC)	2 7/8	3 5/16	2 1/8
3 x 3 x 2 x 2 (ABS)	2 29/32	3 7/32	2 5/32
4 x 4 x 2 x 2 (PVC)	3 5/16	3 3/16	2 1/16
4 x 4 x 2 x 2 (ABS)	3 9/32	3 1/8	2
4 x 4 x 3 x 3 (PVC)	3 9/16	4 3/4	3
4 x 4 x 3 x 3 (ABS)	3 5/8	4 21/32	2 31/32


PART NO. PVC 431
Double Sanitary Tee
Street, Reducing

(Sanitary Cross)

SPIGOT X HUB X HUB X HUB

SIZE	A	B	C
3 x 3 x 1 1/2 x 1 1/2 (PVC)	2 9/16	4 3/16	3 1/4

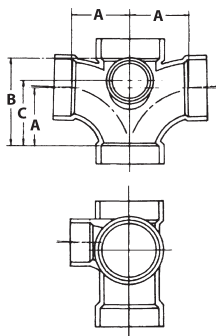


Note: If PVC or ABS is not listed for a specific size, that size fitting is available in PVC and ABS materials, and the dimensions listed are the same for both materials.

PART NO. PVC 438
Double Sanitary Tee with Side Inlet

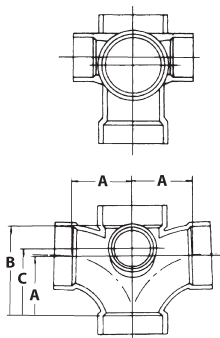
 (Sanitary Cross)
 ALL HUB

SIZE	A	B	C
3 x 3 x 3 x 3 x 2 (PVC)	3 ¹ / ₁₆	4 ⁷ / ₈	3 ¹¹ / ₁₆
4 x 4 x 4 x 4 x 2 (PVC)	3 ⁷ / ₈	6 ¹ / ₈	5


PART NO. PVC 439
**Double Sanitary Tee
with Left & Right Side Inlets**

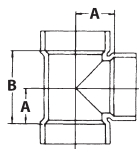
 (Sanitary Cross)
 ALL HUB

SIZE	A	B	C
3x3x3x3x2x2 (PVC)	3 ¹ / ₁₆	4 ⁷ / ₈	3 ¹¹ / ₁₆
4x4x4x4x2x2 (PVC)	3 ⁷ / ₈	6 ¹ / ₈	5


PART NO. 441
Vent Tee

ALL HUB

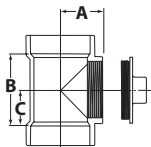
SIZE	A	B
1 ¹ / ₂ (PVC)	1 ³ / ₁₆	2 ³ / ₈
1 ¹ / ₂ (ABS)	1 ⁷ / ₃₂	2 ¹³ / ₃₂
2	1 ¹ / ₂	3
3 (PVC)	1 ⁷ / ₈	3 ³ / ₄
3 (ABS)	1 ¹⁵ / ₁₆	3 ³ / ₄
4 (PVC)	2 ¹ / ₂	5



Note: If PVC or ABS is not listed for a specific size, that size fitting is available in PVC and ABS materials, and the dimensions listed are the same for both materials.

PART NO. PVC 444 A
Cleanout Tee with O-Ring Plug

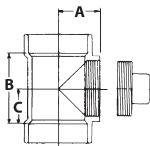
SIZE	HUB X HUB X FPT		
	A	B	C
2	2 ¹ / ₄	3	1 ¹ / ₂
3	2 ¹¹ / ₁₆	3 ⁷ / ₈	1 ¹⁵ / ₁₆
4	3 ³ / ₈	5 ¹ / ₈	2 ⁹ / ₁₆



See Part No. PVC 106 A
for plug dimensions.

PART NO. 444 X
Cleanout Tee with Cleanout Plug

SIZE	HUB X HUB X FPT		
	A	B	C
1 ¹ / ₂	1 ¹⁵ / ₁₆	2 ³ / ₈	1 ³ / ₁₆
2	2 ¹ / ₄	3	1 ¹ / ₂
3	2 ¹¹ / ₁₆	3 ⁷ / ₈	1 ¹⁵ / ₁₆
4	3 ³ / ₈	5 ¹ / ₈	2 ⁹ / ₁₆
6 (PVC)	4	8	4
6 x 6 x 4** (PVC)	8	8	4
8 (PVC)	5 ¹ / ₄	10 ¹ / ₂	5 ⁵ / ₃₂
8 x 8 x 4 ^(F) (PVC)	7 ³ / ₄	9 ¹ / ₄	4 ⁵ / ₈
8 x 8 x 6*** (PVC)	10 ¹ / ₂	10 ¹ / ₂	5 ¹ / ₄
10 (PVC)	8 ¹ / ₄	12 ¹ / ₂	6 ¹ / ₄
10 x 10 x 4 ^(F) (PVC)	8 ⁷ / ₈	9 ³ / ₄	4 ⁷ / ₈
10 x 10 x 6 ^(F) (PVC)	10 ⁵ / ₈	11 ³ / ₄	5 ⁷ / ₈
10 x 10 x 8 (PVC)	10 ³ / ₈	10 ³ / ₈	5 ³ / ₁₆
12 (PVC)	9 ¹ / ₄	14 ³ / ₈	7 ³ / ₁₆
12 x 12 x 4 ^(F) (PVC)	9 ¹¹ / ₁₆	10	5
12 x 12 x 6** (PVC)	9 ⁵ / ₁₆	12 ¹ / ₈	6 ¹ / ₁₆
12 x 12 x 8 (PVC)	11 ⁵ / ₃₂	10 ¹ / ₄	6 ¹ / ₃₂
12 x 12 x 10 ^(F) (PVC)	13 ⁵ / ₁₆	12 ¹ / ₂	6 ¹ / ₄



See Part No. 106
for plug dimensions.

^(F) Fabricated

** Assembled from two molded components

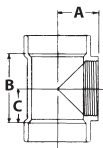
*** Assembled from three molded components

Note: If PVC or ABS is not listed for a specific size, that size fitting is available in PVC and ABS materials, and the dimensions listed are the same for both materials.

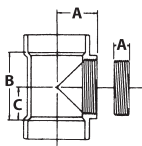
PART NO. 445
Cleanout Tee

HUB X HUB X FPT

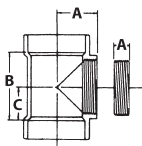
SIZE	A	B	C
1½ (PVC)	1 ¹⁵ / ₁₆	2 ³ / ₈	1 ³ / ₁₆
1½ (ABS)	1 ³¹ / ₃₂	2 ¹ / ₂	1 ¹ / ₄
2	2 ¹ / ₄	3	1 ¹ / ₂
3 (PVC)	2 ¹¹ / ₁₆	3 ⁷ / ₈	1 ¹⁵ / ₁₆
3 (ABS)	2 ¹¹ / ₁₆	3 ¹³ / ₁₆	1 ¹⁵ / ₁₆
4 (PVC)	3 ³ / ₈	5 ¹ / ₈	2 ⁹ / ₁₆
4 (ABS)	3 ³ / ₈	5	2 ¹ / ₂
6 (PVC)	4	8	4
8 (PVC)	5 ¹ / ₄	10 ¹ / ₂	5 ⁵ / ₃₂
10 (PVC)	8 ¹ / ₄	12 ¹ / ₂	6 ¹ / ₄
10 x 10 x 6 ^(F) (PVC)	10 ⁵ / ₈	11 ³ / ₄	5 ⁷ / ₈
12 (PVC)	9 ¹ / ₄	14 ³ / ₈	7 ³ / ₁₆


PART NO. PVC 445 A
Flush Cleanout Tee with O-Ring

For dimensions see Part Numbers 445 and 110 A.


PART NO. PVC 445 X
Flush Cleanout Tee with Cleanout Plug

For dimensions see Part Numbers 445 and 110.

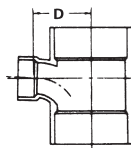
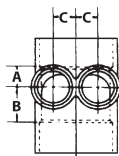

^(F) Fabricated

Note: If PVC or ABS is not listed for a specific size, that size fitting is available in PVC and ABS materials, and the dimensions listed are the same for both materials.

PART NO. PVC 447

Horizontal Twin Tee

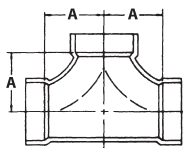
ALL HUB				
SIZE	A	B	C	D
3 x 3 x 1½ x 1½ (PVC)	7/8	1¾	1¾	2 ⁹ / ₁₆



PART NO. 448

Two-Way Cleanout

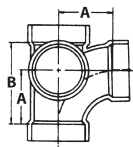
ALL HUB	
SIZE	A
3	4 ¹ / ₁₆
4	4 ¹⁵ / ₁₆



PART NO. PVC 449

Sanitary Tee with 2" Left Hand
Sanitary Inlet on Center

ALL HUB		
SIZE	A	B
2 (PVC)	2 ⁵ / ₁₆	3 ¹ / ₁₆

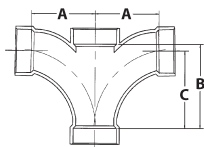


Note: If PVC or ABS is not listed for a specific size, that size fitting is available in PVC and ABS materials, and the dimensions listed are the same for both materials.

PART NO. 500
Double Fixture Fitting

ALL HUB

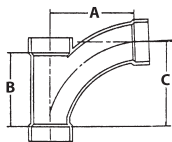
SIZE	A	B	C
2 (PVC)	3½	4⅝	4¼
2 (ABS)	3 ¹⁵ / ₃₂	4 ¹⁷ / ₃₂	4 ⁷ / ₃₂
2 x 1½ x 1½ x 1½ (PVC)	2 ⁷ / ₈	3½	3⅛
2 x 1½ x 1½ x 1½ (ABS)	2 ²⁷ / ₃₂	3 ⁹ / ₁₆	3 ³ / ₃₂
2 x 1½ x 2 x 2 (ABS)	3 ¹⁵ / ₃₂	4 ¹⁷ / ₃₂	4 ⁷ / ₃₂
2 x 2 x 1½ x 1½ (PVC)	2 ⁷ / ₈	3½	3⅛
2 x 2 x 1½ x 1½ (ABS)	2 ²⁷ / ₃₂	3 ¹³ / ₃₂	3 ¹ / ₁₆
3 (PVC)	4 ¹⁵ / ₁₆	6¾	6¼
3 (ABS)	4 ⁷ / ₈	6 ⁵ / ₈	6 ¹ / ₈
3 x 2 x 3 x 3 (ABS)	4 ⁷ / ₈	6 ⁵ / ₈	6¼


PART NO. 501
Combination Wye & 1/8 Bend

(One Piece)

ALL HUB

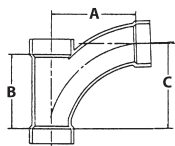
SIZE	A	B	C
1½ (PVC)	3 ¹⁵ / ₁₆	3½	3 ¹⁵ / ₁₆
1½ (ABS)	3 ⁷ / ₈	3½	3 ¹³ / ₁₆
2 (PVC)	5⅛	4 ⁷ / ₁₆	5⅛
2 (ABS)	5 ⁵ / ₃₂	4 ⁷ / ₁₆	5
3 (PVC)	7 ⁹ / ₁₆	6½	7 ⁹ / ₁₆
3 (ABS)	7 ¹⁷ / ₃₂	6 ¹⁵ / ₃₂	7 ⁷ / ₁₆
4 (PVC)	10	8½	10
4 (ABS)	9 ³¹ / ₃₂	8 ¹⁵ / ₃₂	9 ²⁷ / ₃₂



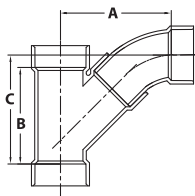
Note: If PVC or ABS is not listed for a specific size, that size fitting is available in PVC and ABS materials, and the dimensions listed are the same for both materials.

PART NO. 502
**Combination Wye & 1/8 Bend,
 Reducing
 (One Piece)
 ALL HUB**

SIZE	A	B	C
2 x 1½ x 1½ (PVC)	4 ³ / ₁₆	3½	3 ¹⁵ / ₁₆
2 x 1½ x 1½ (ABS)	4 ¹ / ₈	3 ¹⁷ / ₃₂	3¾
2 x 2 x 1½ (PVC)	4 ³ / ₁₆	3½	3 ¹⁵ / ₁₆
2 x 2 x 1½ (ABS)	4 ¹ / ₈	3 ⁷ / ₁₆	3 ⁷ / ₈
3 x 3 x 1½	4 ³ / ₄	3½	3 ¹⁵ / ₁₆
3 x 3 x 2	5 ¹¹ / ₁₆	4 ⁷ / ₁₆	5 ¹ / ₈
4 x 4 x 2	6 ¹ / ₁₆	4 ⁷ / ₁₆	5 ¹ / ₁₆
4 x 4 x 3 (PVC)	8 ¹ / ₁₆	6½	7 ⁹ / ₁₆
4 x 4 x 3 (ABS)	7 ²⁹ / ₃₂	6 ¹³ / ₃₂	7 ⁵ / ₁₆


PART NO. PVC 503
**Combination Wye & 1/8 Bend
 (Two Pieces)
 ALL HUB**

SIZE	A	B	C
6 [∞] (PVC)	11 ¹⁵ / ₃₂	10 ¹ / ₈	11 ⁹ / ₆₄
8 [∞] (PVC)	14 ¹⁹ / ₃₂	14 ¹ / ₈	14 ²³ / ₃₂
10 [∞] (PVC)	18½	16½	18¼
12 [∞] (PVC)	21½	19½	21½
14 ^{(F)∞} (PVC)	36 ⁷ / ₈	32½	37 ³ / ₁₆
16 ^{(F)∞} (PVC)	39½	35½	39 ¹³ / ₁₆



(F) Fabricated

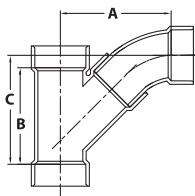
∞ Fitting shipped with street bend strapped to fitting.

Note: If PVC or ABS is not listed for a specific size, that size fitting is available in PVC and ABS materials, and the dimensions listed are the same for both materials.

PART NO. PVC 504

**Combination Wye & 1/8 Bend,
 Reducing**
 (Two Pieces)
 ALL HUB

SIZE	A	B	C
6 x 6 x 3 [∞] (PVC)	8 ⁷ / ₈	7 ¹ / ₈	8
6 x 6 x 4 ⁽¹⁾ (PVC)	8 ¹³ / ₁₆	8 ¹ / ₂	7 ³ / ₄
8 x 8 x 4 [∞] (PVC)	11 ¹⁷ / ₃₂	10 ¹ / ₂	10 ¹ / ₂
8 x 8 x 6 [∞] (PVC)	12 ¹ / ₂	10 ¹ / ₂	11 ³ / ₁₆
10 x 10 x 4 [§] (PVC)	16 ³ / ₁₆	14 ¹ / ₄	15 ²⁷ / ₆₄
10 x 10 x 6 [§] (PVC)	15 ³¹ / ₃₂	14 ¹ / ₄	15 ⁹ / ₆₄
10 x 10 x 8 [∞] (PVC)	15 ⁷ / ₁₆	14 ¹ / ₄	14 ²⁵ / ₃₂
12 x 12 x 4 [§] (PVC)	16 ³ / ₄	13 ¹ / ₂	15 ¹¹ / ₃₂
12 x 12 x 6 [§] (PVC)	16 ⁷ / ₁₆	13 ¹ / ₂	15 ⁵ / ₆₄
12 x 12 x 8 [∞] (PVC)	16 ³ / ₃₂	13 ¹⁷ / ₃₂	14 ⁵ / ₈
12 x 12 x 10 [∞] (PVC)	19 ¹⁵ / ₃₂	17 ¹ / ₁₆	18 ³ / ₁₆
14 x 14 x 4 ^{(F)∞} (PVC)	15 ⁴⁷ / ₆₄	12 ³¹ / ₃₂	11 ³¹ / ₃₂
14 x 14 x 6 ^{(F)∞} (PVC)	17 ⁷ / ₃₂	15 ²¹ / ₃₂	15 ¹⁹ / ₆₄
14 x 14 x 8 ^{(F)∞} (PVC)	18 ²¹ / ₃₂	18 ¹ / ₈	18 ¹ / ₂
14 x 14 x 10 ^{(F)∞} (PVC)	22 ¹ / ₂	20 ³ / ₄	22 ¹ / ₄
14 x 14 x 12 ^{(F)∞} (PVC)	21 ³ / ₁₆	25 ¹ / ₂	26 ³ / ₈
16 x 16 x 4 ^{(F)∞} (PVC)	16 ¹ / ₂	12 ⁹ / ₁₆	12 ⁷ / ₈
16 x 16 x 6 ^{(F)∞} (PVC)	18 ⁵ / ₈	15 ⁴¹ / ₆₄	15 ³ / ₁₆
16 x 16 x 8 ^{(F)∞} (PVC)	19 ¹¹ / ₁₆	18 ⁵ / ₈	19 ³ / ₁₆
16 x 16 x 10 ^{(F)∞} (PVC)	23 ¹ / ₄	23	22 ¹⁵ / ₁₆
16 x 16 x 12 ^{(F)∞} (PVC)	26 ³ / ₁₆	27 ³ / ₁₆	27 ¹³ / ₁₆
16 x 16 x 14 ^{(F)∞} (PVC)	37 ¹ / ₈	27 ¹³ / ₁₆	33 ¹ / ₄



(1) One piece short pattern

(F) Fabricated

§ Fitting shipped with any required bushing(s) installed, street bend strapped to fitting; assembled from molded components.

∞ Fitting shipped with street bend strapped to fitting.

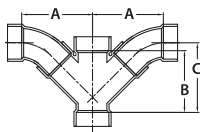
Note: If PVC or ABS is not listed for a specific size, that size fitting is available in PVC and ABS materials, and the dimensions listed are the same for both materials.

PART NO. PVC 507
Double Combination Wye & 1/8 Bend

(Three Pieces or Five Pieces)

ALL HUB

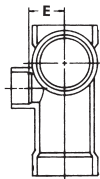
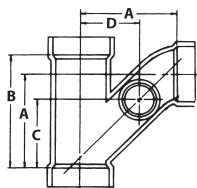
SIZE	A	B	C
2 x 2 x 1½ x 1½ (PVC)	4 ⁷ / ₈	4 ³ / ₈	4 ¹⁵ / ₁₆
3 (PVC)	7 ¹ / ₂	6 ⁵ / ₈	7 ⁹ / ₁₆
3 x 3 x 2 x 2 (PVC)	6 ⁵ / ₆₄	4 ¹⁵ / ₁₆	5 ¹¹ / ₆₄
4 (PVC)	9 ¹³ / ₃₂	8 ¹ / ₄	9 ⁵ / ₃₂
4 x 4 x 2 x 2 (PVC)	7 ⁵ / ₁₆	5	6
4 x 4 x 3 x 3 (PVC)	8 ¹⁹ / ₆₄	6 ⁵ / ₈	7 ¹⁹ / ₃₂
6 x 6 x 4 x 4 [§] (PVC)	10 ⁷ / ₁₆	10 ¹ / ₈	11 ¹ / ₈


PART NO. PVC 515
Combination Wye & 1/8 Bend

with Left Side Inlet

ALL HUB

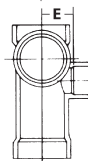
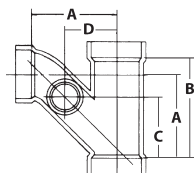
SIZE	A	B	C	D	E
3 x 3 x 3 x 2 (PVC)	6 ⁵ / ₁₆	7 ³¹ / ₆₄	5 ¹ / ₄	3 ³ / ₈	1 ⁷ / ₈


PART NO. PVC 516
Combination Wye & 1/8 Bend

with Right Side Inlet

ALL HUB

SIZE	A	B	C	D	E
3 x 3 x 3 x 2 (PVC)	6 ⁵ / ₁₆	7 ³¹ / ₆₄	5 ¹ / ₄	3 ³ / ₈	1 ⁷ / ₈

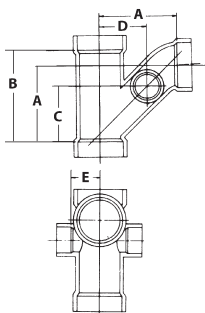


§ Fitting shipped with any required bushing(s) installed, street bend strapped to fitting; assembled from molded components.

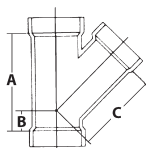
Note: If PVC or ABS is not listed for a specific size, that size fitting is available in PVC and ABS materials, and the dimensions listed are the same for both materials.

PART NO. PVC 517
**Combination Wye & 1/8 Bend
with Left & Right Side Inlets**

ALL HUB					
SIZE	A	B	C	D	E
3x3x3x2x2 (PVC)	6 ⁵ / ₁₆	7 ³ / ₆₄	5 ¹ / ₄	3 ³ / ₈	1 ⁷ / ₈


PART NO. 600
**Wye
(45° Wye)
ALL HUB**

SIZE	A	B	C
1 ¹ / ₄ (PVC)	3 ⁵ / ₈	1 ¹ / ₁₆	2 ⁹ / ₁₆
1 ¹ / ₂ (PVC)	4	1 ¹ / ₈	2 ⁷ / ₈
1 ¹ / ₂ (ABS)	4 ¹ / ₃₂	1 ¹ / ₈	2 ¹⁵ / ₁₆
2	5	1 ³ / ₈	3 ⁵ / ₈
3	6 ⁵ / ₈	1 ⁵ / ₈	5
4 (PVC)	8 ¹ / ₄	1 ⁷ / ₈	6 ³ / ₈
4 (ABS)	8 ¹ / ₁₆	1 ³ / ₄	6 ⁵ / ₁₆
6 (PVC)	10 ¹ / ₈	1 ³ / ₄	8 ⁷ / ₁₆
6 (ABS)	9 ¹⁵ / ₁₆	1 ²³ / ₃₂	8 ³ / ₁₆
8 (PVC)	14 ¹ / ₈	2 ³ / ₈	11 ³ / ₄
10 (PVC)	16 ¹ / ₂	2 ⁷ / ₈	13 ⁵ / ₈
12 (PVC)	19 ⁷ / ₁₆	3 ¹ / ₃₂	16
14 ^(F) (PVC)	31 ³ / ₈	8	22 ¹ / ₄
16 ^(F) (PVC)	36 ⁵ / ₁₆	10 ³ / ₄	25 ³ / ₁₆



(F) Fabricated

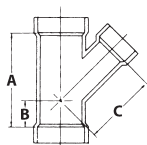
Note: If PVC or ABS is not listed for a specific size, that size fitting is available in PVC and ABS materials, and the dimensions listed are the same for both materials.

PART NO. 601
Wye, Reducing

(45° Wye)

ALL HUB

SIZE	A	B	C
2 x 1½ x 1½ (PVC)	3½	1¼	2 ¹⁵ / ₁₆
2 x 1½ x 1½ (ABS)	4 ⁷ / ₃₂	1 ¹ / ₃₂	3 ³ / ₈
2 x 1½ x 2	4½	1	3 ⁷ / ₁₆
2 x 2 x 1½ (PVC)	4 ³ / ₈	1¼	3 ⁷ / ₁₆
2 x 2 x 1½ (ABS)	4¼	1 ¹ / ₃₂	3 ³ / ₈
3 x 3 x 1½ (PVC)	4¼	½	4 ⁵ / ₁₆
3 x 3 x 1½ (ABS)	4 ³ / ₁₆	½	4 ⁹ / ₃₂
3 x 3 x 2 (PVC)	5	7 ⁷ / ₈	4 ⁵ / ₈
3 x 3 x 2 (ABS)	5	1 ³ / ₁₆	4 ²¹ / ₃₂
4 x 4 x 1½	5	0	6
4 x 4 x 2 (PVC)	4 ³¹ / ₃₂	1 ¹ / ₃₂	5 ¹⁷ / ₃₂
4 x 4 x 2 (ABS)	5	¼	5 ⁹ / ₁₆
4 x 4 x 3 (PVC)	6 ⁵ / ₈	1¼	6
4 x 4 x 3 (ABS)	6 ¹⁹ / ₃₂	1	6
6 x 6 x 3 (PVC)	7 ¹ / ₈	¼	7½
6 x 6 x 4 (PVC)	6 ⁷ / ₈	3 ³ / ₁₆	7½
6 x 6 x 4 (ABS)	6 ²⁵ / ₃₂	7 ⁷ / ₃₂	7 ⁷ / ₁₆
8 x 8 x 4 (PVC)	10½	1	9½
8 x 8 x 6 (PVC)	10½	1	9 ¹³ / ₁₆
10 x 10 x 4** (PVC)	14¼	1 ³ / ₈	15 ¹⁵ / ₁₆
10 x 10 x 6** (PVC)	14¼	1 ³ / ₈	15
10 x 10 x 8 (PVC)	14¼	1 ³ / ₈	13 ¹ / ₁₆


Part No. 601 Continued next page

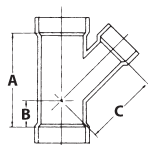
** Assembled from two molded components.

Note: If PVC or ABS is not listed for a specific size, that size fitting is available in PVC and ABS materials, and the dimensions listed are the same for both materials.

PART NO. 601, continued
Wye, Reducing

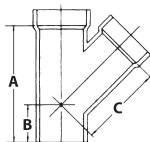
 (45° Wye)
 ALL HUB

SIZE	A	B	C
12 x 12 x 4** (PVC)	13 ¹ / ₂	1/2	16 ²³ / ₃₂
12 x 12 x 6** (PVC)	13 ¹ / ₂	1/2	15 ²⁹ / ₆₄
12 x 12 x 8 (PVC)	13 ¹⁹ / ₃₂	1/2	13 ⁷ / ₈
12 x 12 x 10 (PVC)	17 ¹ / ₁₆	1 ⁷ / ₈	15 ³ / ₃₂
14 x 14 x 4 ^(F) (PVC)	12 ³ / ₈	1 ³⁷ / ₆₄	15 ²³ / ₆₄
14 x 14 x 6 ^(F) (PVC)	15 ⁵¹ / ₆₄	1 ⁵ / ₆₄	18 ³⁷ / ₆₄
14 x 14 x 8 ^(F) (PVC)	15 ⁴⁹ / ₆₄	3 ¹ / ₆₄	16 ⁵¹ / ₆₄
14 x 14 x 10 ^(F) (PVC)	18 ⁵⁷ / ₆₄	3 ⁴³ / ₆₄	18 ²⁹ / ₃₂
14 x 14 x 12 ^(F) (PVC)	25 ⁷ / ₈	5 ⁹ / ₁₆	20
16 x 16 x 4 ^(F) (PVC)	12 ¹¹ / ₁₆	1 ⁹ / ₁₆	15 ¹ / ₄
16 x 16 x 6 ^(F) (PVC)	15 ³ / ₄	3 ¹ / ₁₆	17 ³ / ₁₆
16 x 16 x 8 ^(F) (PVC)	18 ⁷ / ₁₆	1 ⁹ / ₁₆	18 ³ / ₈
16 x 16 x 10 ^(F) (PVC)	23	3 ¹ / ₂	19 ⁵ / ₈
16 x 16 x 12 ^(F) (PVC)	26 ³ / ₈	4 ¹ / ₂	21 ³ / ₄
16 x 16 x 14 ^(F) (PVC)	27 ¹ / ₂	5 ¹ / ₄	23 ⁹ / ₁₆


PART NO. 602
Wye, Street

 (45° Wye)
 SPIGOT X HUB X HUB

SIZE	A	B	C
1 ¹ / ₂ (PVC)	4 ³ / ₄	1 ⁷ / ₈	2 ⁷ / ₈
1 ¹ / ₂ (ABS)	4 ⁵ / ₈	1 ⁷ / ₈	2 ²⁷ / ₃₂
2	5 ⁷ / ₈	2 ¹ / ₄	3 ⁵ / ₈
3	8 ¹ / ₈	3 ¹ / ₈	5
4 (PVC)	9 ¹⁵ / ₁₆	3 ⁵ / ₈	6 ¹ / ₄
4 (ABS)	9 ²⁹ / ₃₂	3 ⁵ / ₈	6 ¹ / ₄


^(F) Fabricated

** Assembled from two molded components.

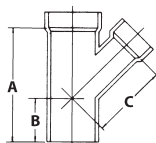
Note: If PVC or ABS is not listed for a specific size, that size fitting is available in PVC and ABS materials, and the dimensions listed are the same for both materials.

PART NO. 603
Wye, Street, Reducing

(45° Wye)

SPIGOT X HUB X HUB

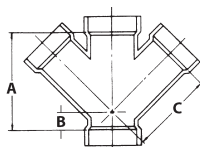
SIZE	A	B	C
3 x 3 x 1½ (PVC)	5¾	2	4 ⁷ / ₃₂
3 x 3 x 2	6½	2 ³ / ₈	4 ⁵ / ₈
4 x 4 x 2 (PVC)	6 ²³ / ₃₂	2 ¹ / ₈	5 ¹⁵ / ₆₄
4 x 4 x 3	8 ³ / ₈	2 ¹³ / ₁₆	6


PART NO. 611
Double Wye

(Double 45° Wye)

ALL HUB

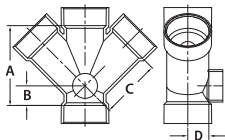
SIZE	A	B	C
1½ (PVC)	4	1 ¹ / ₈	2 ⁷ / ₈
1½ (ABS)	3 ¹⁵ / ₁₆	1 ⁵ / ₃₂	2 ²⁷ / ₃₂
2 (PVC)	5	1 ³ / ₈	3 ⁵ / ₈
2 (ABS)	5	1½	3 ¹¹ / ₁₆
3 (PVC)	6 ⁵ / ₈	1 ⁵ / ₈	5
3 (ABS)	6 ¹⁷ / ₃₂	1 ⁹ / ₁₆	5
4 (PVC)	8¼	1 ⁷ / ₈	6 ³ / ₈
4 (ABS)	8 ⁵ / ₃₂	1 ¹⁵ / ₁₆	6 ⁵ / ₁₆
6 (PVC)	10 ³ / ₁₆	1¾	8 ⁷ / ₁₆
8 ^(F) (PVC)	19 ¹ / ₁₆	4 ⁷ / ₈	13 ⁵ / ₈
10 ^(F) (PVC)	22 ¹ / ₁₆	5 ¹¹ / ₁₆	16 ¹ / ₄
12 ^(F) (PVC)	19 ⁵ / ₁₆	6 ⁷ / ₈	25 ⁷ / ₈
14 ^(F) (PVC)	28 ⁷ / ₁₆	7 ¹ / ₈	20 ³ / ₈


PART NO. PVC 611 S
Double Wye with 2" Side Inlet

(Double 45° Wye)

ALL HUB

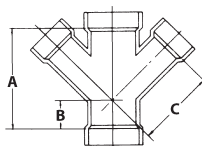
SIZE	A	B	C	D
3 x 3 x 3 x 2 (PVC)	6 ⁵ / ₈	1 ⁵ / ₈	5	1¾


^(F) Fabricated

Note: If PVC or ABS is not listed for a specific size, that size fitting is available in PVC and ABS materials, and the dimensions listed are the same for both materials.

PART NO. 612**Double Wye, Reducing**
 (Double 45° Wye)
 ALL HUB

SIZE	A	B	C
2 x 2 x 1½ x 1½ (PVC)	4 ³ / ₈	1 ¹ / ₁₆	3 ⁷ / ₁₆
2 x 2 x 1½ x 1½ (ABS)	4 ⁵ / ₁₆	3 ¹ / ₃₂	3 ¹ / ₂
3 x 3 x 1½ x 1½ (PVC)	4 ¹ / ₄	½	4 ⁵ / ₁₆
3 x 3 x 2 x 2	4 ¹⁵ / ₁₆	7 ⁷ / ₈	4 ⁵ / ₈
4 x 4 x 2 x 2 (PVC)	5	3 ³ / ₈	5 ⁹ / ₁₆
4 x 4 x 3 x 3 (PVC)	6 ⁵ / ₈	1 ¹ / ₁₆	6
4 x 4 x 3 x 3 (ABS)	6 ⁹ / ₁₆	1	6 ¹ / ₃₂
6 x 6 x 4 x 4 (PVC)	10 ³ / ₁₆	1 ³ / ₄	7 ³ / ₄
8 x 8 x 4 x 4 ^(F) (PVC)	10 ¹ / ₁₆	1 ³ / ₁₆	10 ¹³ / ₁₆
8 x 8 x 6 x 6 ^(F) (PVC)	13	1 ¹ / ₂	12 ⁵ / ₈
10 x 10 x 4 x 4 ^(F) (PVC)	11 ³ / ₁₆	2 ⁷ / ₁₆	14
10 x 10 x 6 x 6 ^(F) (PVC)	14 ¹⁵ / ₁₆	¾	14 ⁵ / ₈
10 x 10 x 8 x 8 ^(F) (PVC)	18	3 ⁷ / ₁₆	15 ¹ / ₁₆
12 x 12 x 4 x 4 ^(F) (PVC)	11 ¹³ / ₁₆	1	14
12 x 12 x 6 x 6 ^(F) (PVC)	15 ¹¹ / ₁₆	7 ¹ / ₁₆	17 ¹ / ₈
12 x 12 x 8 x 8 ^(F) (PVC)	18 ⁷ / ₈	3 ³ / ₁₆	16 ¹ / ₂
12 x 12 x 10 x 10 ^(F) (PVC)	21 ¹¹ / ₁₆	3 ⁷ / ₈	18 ¹ / ₁₆
14 x 14 x 6 x 6 ^(F) (PVC)	15	1	16 ³ / ₁₆
14 x 14 x 8 x 8 ^(F) (PVC)	19	2 ⁷ / ₁₆	17 ¹⁹ / ₃₂
14 x 14 x 10 x 10 ^(F) (PVC)	21 ⁷ / ₈	4	18 ³ / ₄
14 x 14 x 12 x 12 ^(F) (PVC)	25 ³ / ₁₆	5	19 ⁷ / ₈
16 x 16 x 6 x 6 ^(F) (PVC)	15 ⁹ / ₁₆	1 ⁷ / ₃₂	17 ²¹ / ₃₂
16 x 16 x 8 x 8 ^(F) (PVC)	18 ³ / ₄	1 ¹ / ₂	18 ³ / ₁₆
16 x 16 x 10 x 10 ^(F) (PVC)	21 ⁹ / ₁₆	1 ⁹ / ₁₆	20 ⁵ / ₈
16 x 16 x 12 x 12 ^(F) (PVC)	26 ¹¹ / ₁₆	4 ⁷ / ₁₆	21 ³ / ₄
16 x 16 x 14 x 14 ^(F) (PVC)			

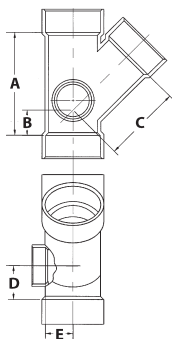
^(F) Fabricated

Note: If PVC or ABS is not listed for a specific size, that size fitting is available in PVC and ABS materials, and the dimensions listed are the same for both materials.

PART NO. PVC 625

Wye with Left Side Inlet

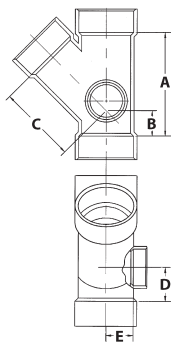
SIZE	ALL HUB				
	A	B	C	D	E
3 x 3 x 3 x 2 (PVC)	6 ⁵ / ₈	1 ⁵ / ₈	5	2 ¹ / ₄	1 ³ / ₄
4 x 4 x 4 x 2 (PVC)	8 ¹ / ₄	1 ⁷ / ₈	6 ³ / ₈	2 ¹ / ₂	3 ⁵ / ₁₆



PART NO. PVC 626

Wye with Right Side Inlet

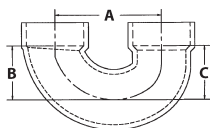
SIZE	ALL HUB				
	A	B	C	D	E
3 x 3 x 3 x 2 (PVC)	6 ⁵ / ₈	1 ⁵ / ₈	5	2 ¹ / ₄	1 ³ / ₄
4 x 4 x 4 x 2 (PVC)	8 ¹ / ₄	1 ⁷ / ₈	6 ³ / ₈	2 ¹ / ₂	3 ⁵ / ₁₆



PART NO. 700

Return Bend

SIZE	HUB X HUB		
	A	B	C
1 ¹ / ₂ (PVC)	3 ¹ / ₂	1 ³ / ₄	1 ³ / ₄
1 ¹ / ₂ (ABS)	3 ¹⁵ / ₃₂	1 ¹⁷ / ₃₂	1 ¹⁷ / ₃₂
2	5	2 ¹ / ₄	2 ¹ / ₄
3 (PVC)	6 ³ / ₄	3 ¹ / ₁₆	3 ¹ / ₁₆
3 (ABS)	6 ²⁵ / ₃₂	2 ³¹ / ₃₂	2 ³¹ / ₃₂
4 (PVC)	8 ¹ / ₂	3 ¹¹ / ₁₆	3 ¹¹ / ₁₆
4 (ABS)	8 ⁷ / ₁₆	3 ¹¹ / ₁₆	3 ¹¹ / ₁₆

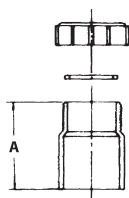


Note: If PVC or ABS is not listed for a specific size, that size fitting is available in PVC and ABS materials, and the dimensions listed are the same for both materials.

PART NO. ABS 704 P
Tail Piece Adapter with Plastic Nut &
Packing Ring

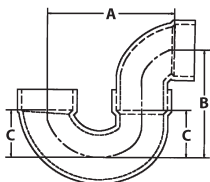
SPIGOT X SLIP

SIZE	A
1½ (ABS)	2 ³ / ₁₆


PART NO. 706 X
P-Trap with Solvent Weld Joint

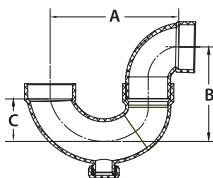
HUB X HUB

SIZE	A	B	C
1½	4 ⁵ / ₈	3 ⁵⁵ / ₆₄	1 ³¹ / ₆₄
2	6 ¹⁹ / ₃₂	4 ³ / ₄	2 ¹ / ₄
3	8 ¹⁵ / ₁₆	6 ²⁷ / ₃₂	3 ¹ / ₁₆
4	11 ¹³ / ₆₄	8 ³ / ₁₆	3 ¹¹ / ₁₆


PART NO. 707 X
P-Trap with Cleanout & Solvent
Weld Joint

HUB X HUB

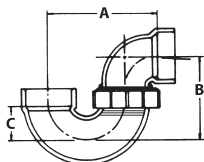
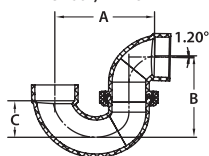
SIZE	A	B	C
1½ (PVC)	4 ⁵ / ₈	3 ¹⁵ / ₁₆	1 ³ / ₄
1½ (ABS)	4 ²¹ / ₃₂	3 ¹ / ₂	1 ⁹ / ₁₆
2 (PVC)	6 ³ / ₄	4 ¹¹ / ₁₆	2 ⁵ / ₁₆
2 (ABS)	6 ²⁵ / ₃₂	4 ¹¹ / ₁₆	2 ¹ / ₄



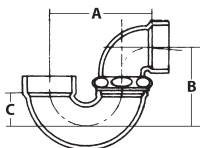
Note: If PVC or ABS is not listed for a specific size, that size fitting is available in PVC and ABS materials, and the dimensions listed are the same for both materials.

PART NO. 708 P
P-Trap with Union & Plastic Nut

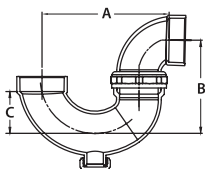
SIZE	HUB X HUB		
	A	B	C
1¼ (PVC)	4 ⁹ / ₁₆	3½	1 ³ / ₈
1½ (PVC)	4 ⁵ / ₈	3 ¹⁵ / ₁₆	1¾
1½ (ABS)	4 ²⁹ / ₃₂	4 ³ / ₃₂	1 ⁹ / ₁₆
2 (PVC)	6 ¹³ / ₁₆	4 ⁷ / ₈	2 ³ / ₈
2 (ABS)	6 ²⁵ / ₃₂	4 ⁵ / ₈	2¼


ABS 708P, 1½" ONLY

PART NO. 708 X
P-Trap with Union & Chrome Nut

SIZE	HUB X HUB		
	A	B	C
1½ (PVC)	4 ⁵ / ₈	3 ¹⁵ / ₁₆	1¾
1½ (ABS)	4 ²⁹ / ₃₂	4 ³ / ₃₂	1 ⁹ / ₁₆


PART NO. PVC 709 X
P-Trap with Cleanout, Union & Chrome Nut

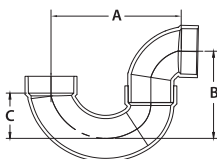
SIZE	HUB X HUB		
	A	B	C
1½ (PVC)	4 ⁵ / ₈	3 ¹⁵ / ₁₆	1½



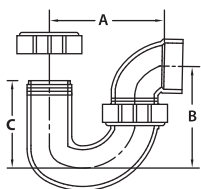
Note: If PVC or ABS is not listed for a specific size, that size fitting is available in PVC and ABS materials, and the dimensions listed are the same for both materials.

PART NO. PVC 710
Low Profile P-Trap with Solvent Weld

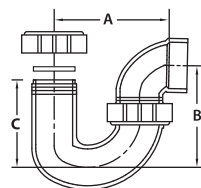
SIZE	HUB X HUB		
	A	B	C
2 (PVC)	6 ¹³ / ₁₆	4 ⁹ / ₁₆	2 ³ / ₈


PART NO. 711 P
**L.A. Pattern P-Trap Furnished with a
 1 1/2" and 1 1/2" x 1 1/4" Polyethylene
 Nut/Washer Combination**

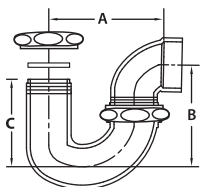
SIZE	SLIP Union X HUB		
	A	B	C
1 1/2 (PVC)	4 ³ / ₄	4 ¹⁵ / ₆₄	3 ⁷ / ₁₆
1 1/2 (ABS)	4 ⁹ / ₁₆	4 ¹ / ₈	3 ¹⁷ / ₃₂


PART NO. 711 W
**L.A. Pattern P-Trap Furnished with a
 1 1/2" ABS or PVC Nut, a 1 1/2" Washer
 and a 1 1/2" x 1 1/4" Washer**

SIZE	SLIP Union X HUB		
	A	B	C
1 1/2 (PVC)	4 ³ / ₄	4 ¹⁵ / ₆₄	3 ⁷ / ₁₆
1 1/2 (ABS)	5 ⁵ / ₃₂	4 ¹⁵ / ₆₄	3 ⁴⁵ / ₆₄


PART NO. PVC 711 X
**L.A. Pattern P-Trap Furnished with a
 1 1/2" Chrome Nut, a 1 1/2" Washer
 and a 1 1/2" x 1 1/4" Washer**

SIZE	SLIP Union X HUB		
	A	B	C
1 1/2 (PVC)	4 ³ / ₄	4 ¹⁵ / ₆₄	3 ⁷ / ₁₆

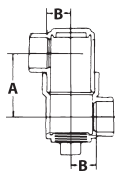


Note: If PVC or ABS is not listed for a specific size, that size fitting is available in PVC and ABS materials, and the dimensions listed are the same for both materials.

PART NO. 720 X
Drum Trap

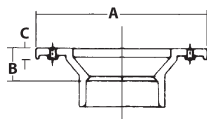
HUB X HUB

SIZE	A	B
3 x 6 x 1½ (PVC)	4 ¹³ / ₁₆	1 ¹¹ / ₁₆
3 x 6 x 1½ (ABS)	4 ²¹ / ₃₂	1 ²³ / ₃₂


PART NO. 800 & 800 K
Closet Flange

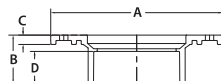
HUB END

SIZE	A	B	C
4 x 3	7	1¼	7/16
4 x 4*	7	1¼	7/16


PART NO. 800 S
Closet Flange with Stop

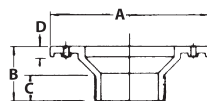
HUB END

SIZE	A	B	C	D
4 x 3	7	2¼	7/16	1½


PART NO. 801
Closet Flange, Reducing

SPIGOT

SIZE	A	B	C	D
4 x 3 (PVC)	7	2¾	1 ²¹ / ₃₂	7/16
4 x 3 (ABS)	7 ¹ / ₃₂	2¾	1 ⁹ / ₁₆	7/16

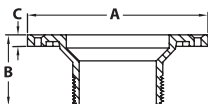


* Part No. 800K, 4x4" is not available in ABS.

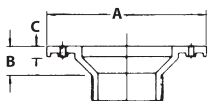
Note: If PVC or ABS is not listed for a specific size, that size fitting is available in PVC and ABS materials, and the dimensions listed are the same for both materials.

PART NO. ABS 808
Male Closet Flange

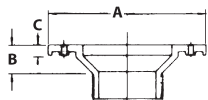
SIZE	MPT		
	A	B	C
4 x 3 (ABS)	7	2 ¹¹ / ₁₆	1 ¹⁵ / ₃₂


PART NO. PVC 810 K
Closet Flange, Adjustable with Plastic Ring

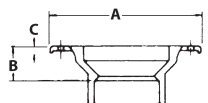
SIZE	HUB END		
	A	B	C
4 x 3 (PVC)	7	1 ¹ / ₈	7 ¹ / ₁₆


PART NO. ABS 811P
Closet Flange, Adjustable with Plastic Ring

SIZE	HUB END		
	A	B	C
4 x 3 (ABS)	7	1 ¹ / ₈	7 ¹ / ₁₆
4 x 4 (ABS)	7	1 ¹ / ₈	7 ¹ / ₁₆


PART NO. 811
Closet Flange, Adjustable with Metal Ring

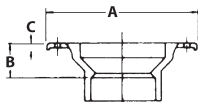
SIZE	HUB END		
	A	B	C
4 x 3	7	1 ¹ / ₄	1 ¹ / ₄
4 x 4	7	1 ¹ / ₈	1 ¹ / ₄



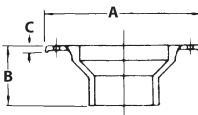
Note: If PVC or ABS is not listed for a specific size, that size fitting is available in PVC and ABS materials, and the dimensions listed are the same for both materials.

PART NO. PVC 811 K
Closet Flange, Adjustable with Metal Ring

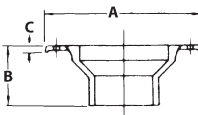
SIZE	HUB END		
	A	B	C
4 x 3 (PVC)	7	1 1/4	1/4


PART NO. 812
Closet Flange, Adjustable with Metal Ring

SIZE	SPIGOT		
	A	B	C
4 x 3 (PVC)	7	2 5/8	1/4
4 x 3 (ABS)	7	2 3/4	1/4
4 x 4 (PVC)	7	2 5/8	1/4
4 x 4 (ABS)	7	2 13/32	1/4

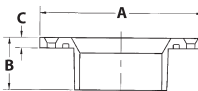

PART NO. 812 P
Closet Flange, Adjustable with Plastic Ring

SIZE	SPIGOT		
	A	B	C
4 x 3 (PVC)	7	2 5/8	1/4
4 x 3 (ABS)	7	2 3/4	1/4
4 x 4 (PVC)	7	2 5/8	7/16


PART NO. 815
Flush Closet Flange

(Fits Over 3" Pipe or Inside 4" Pipe)

SIZE	HUB		
	A	B	C
4 x 4 / 4 x 3	7	2 7/8	7/16



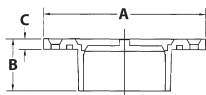
Note: If PVC or ABS is not listed for a specific size, that size fitting is available in PVC and ABS materials, and the dimensions listed are the same for both materials.

PART NO. 815 K
Flush Closet Flange with Knockout

(Fits Over 3" Pipe or Inside 4" Pipe)

HUB

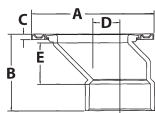
SIZE	A	B	C
4 X 4 / 4 X 3	7	2 ⁷ / ₃₂	7 ¹ / ₁₆


PART NO. 820
Offset Closet Flange, Adjustable with Metal Ring

 (1¹/₂" Offset)

HUB

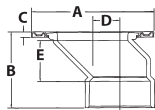
SIZE	A	B	C	D	E
4 X 3	7	4 ⁵ / ₁₆	1 ¹ / ₄	1 ¹ / ₂	2 ⁵ / ₁₆


PART NO. 820 P
Offset Closet Flange, Adjustable with Plastic Ring

 (1¹/₂" Offset)

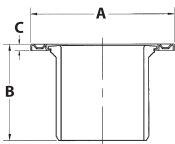
HUB

SIZE	A	B	C	D	E
4 X 3	7	4 ⁵ / ₁₆	7 ¹ / ₁₆	1 ¹ / ₂	2 ⁵ / ₁₆


PART NO. ABS 824
Closet Flange, Adjustable with Metal Ring & 4" Extended Spigot

SPIGOT

SIZE	A	B	C
4 (ABS)	7	4 ¹¹ / ₁₆	1 ¹ / ₄

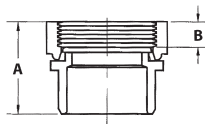


Note: If PVC or ABS is not listed for a specific size, that size fitting is available in PVC and ABS materials, and the dimensions listed are the same for both materials.

PART NO. 900
**Swivel Tray Plug Adapter
 with Washer**

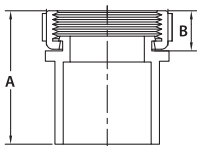
SPG X FPT

SIZE	A	B
1½	1 ²³ / ₃₂	1 ¹⁵ / ₃₂

**PART NO. ABS 900 X**
**Swivel Tray Plug Adapter
 with Washer, Extended**

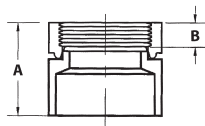
SPG X FPT

SIZE	A	B
1½ (ABS)	2 ⁷ / ₁₆	1 ¹⁵ / ₃₂

**PART NO. ABS 910**
**Swivel Tray Plug Adapter
 with Washer**

HX FPT

SIZE	A	B
1½ (ABS)	1 ¹³ / ₁₆	9/ ₁₆



Note: If PVC or ABS is not listed for a specific size, that size fitting is available in PVC and ABS materials, and the dimensions listed are the same for both materials.

Thin Wall PVC DWV Pipe

PVC Thin Wall Schedule 30 Pipe

PVC SCHEDULE 30 (White)		PLAIN END			ASTM D 2949	
PART NO.	NOM. SIZE	UPC # 611942-	QTY. PER SKID	AVG. OD (IN.)	MIN. WALL (IN.)	WT. PER 100 FT. (LBS.)
PVC 9300	3"x10'	03963	1250'	3.25	.125	80.2

Weight is approximate and is for shipping purposes only.

Pipe listed in this section meets or exceeds the requirements of ASTM D 2949.

All products manufactured by Charlotte Pipe and Foundry Company are proudly made in the U.S.A.



! WARNING

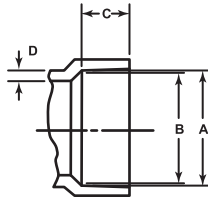
Testing with or use of compressed air or gas in ABS / CPVC / PVC pipe or fittings can result in explosive failures and cause severe injury or death.

- NEVER test with or transport/store compressed air or gas in ABS / CPVC / PVC pipe or fittings.
- NEVER test ABS / CPVC / PVC pipe or fittings with compressed air or gas, or air over water boosters.
- ONLY use ABS / CPVC / PVC pipe or fittings for water or approved chemicals.
- Refer to warnings on PPEA's website and ASTM D 1785.

AIR/GAS

PVC Thin Wall Schedule 30 Fittings

HUB DIMENSIONS



PVC Thin Wall SCH 30 Fittings Hub Dimensional Tolerances

SIZE	A	B	C	D
3.25 O.D.	3.265 ±.008	3.245 ±.008	1.500 MIN.	0.140 MIN.

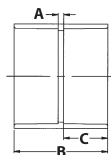
IPS Hub Dimensional Tolerances

SIZE	A	B	C	D
1½	1.915 +.010/-.005	1.894 ±.006	0.750 MIN.	0.156 MIN.
2	2.390 +.010/-.005	2.369 ±.006	0.875 MIN.	0.156 MIN.
3	3.520 +.010/-.005	3.498 ±.008	1.500 MIN.	0.218 MIN.
4	4.520 +.010/-.005	4.491 ±.009	1.500 MIN.	0.250 MIN.

PART NO. PVC 1100

Coupling
 HUB X HUB

SIZE	A	B	C
3	$\frac{3}{16}$	$3\frac{7}{32}$	$1\frac{17}{32}$

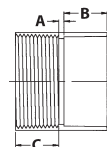


PART NO. PVC 1101

Female Adapter

FTP X HUB

SIZE	A	B	C
3	$\frac{3}{16}$	$1\frac{1}{2}$	$1\frac{17}{32}$

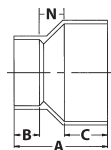


PART NO. PVC 1102

Pipe In increaser-Reducer

HUB X HUB

SIZE	A	B	C	N
$1\frac{1}{2} \times 3$	$2\frac{3}{4}$	$\frac{3}{4}$	$1\frac{1}{2}$	$1\frac{1}{4}$
2×3	$2\frac{3}{4}$	$\frac{7}{8}$	$1\frac{1}{2}$	$1\frac{1}{4}$
4×3	$4\frac{7}{32}$	$1\frac{9}{16}$	$1\frac{3}{4}$	$2\frac{7}{32}$

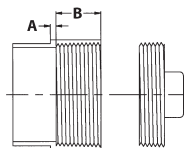


PART NO. PVC 1105X

**Fitting Cleanout Adapter
 with Cleanout Plug**

SPIGOT

SIZE	A	B
3	$\frac{7}{32}$	$1\frac{17}{32}$

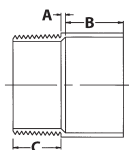


PART NO. PVC 1109

Male Adapter

MPT X HUB

SIZE	A	B	C
3	$\frac{5}{16}$	$1\frac{1}{2}$	$1\frac{1}{2}$

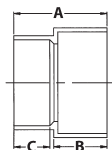


PART NO. PVC 1112

Reducer Bushing

HUB X SPIGOT

SIZE	A	B	C
3 x 1½	2 ⁵ / ₁₆	1½	¾
3 x 2	2 ⁷ / ₁₆	1½	2 ⁹ / ₃₂
4 x 3	2 ¹ / ₈	1¾	1 ⁵ / ₈

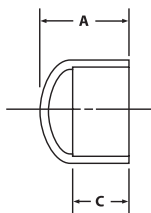


PART NO. PVC 1116

Cap

SOCKET

SIZE	A	C
3	2 ⁵ / ₁₆	1 ¹⁵ / ₁₆



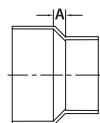
PART NO. PVC 1117

Adapter Coupling

(Adapts S&D Hub to DWV Hub)

SPIGOT X SPIGOT

SIZE	A
4 x 3	9/16



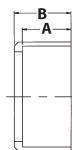
PART NO. PVC 1129

Hub Adapter

(Adapts 3" IPS Hub to 3" Thin Wall Pipe)

SPIGOT X HUB

SIZE	A	B
3 x 3	1½	1 ²⁵ / ₃₂

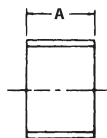


PART NO. PVC 1130

Repair Coupling

HUB X HUB

SIZE	A
3	3 ³ / ₁₆

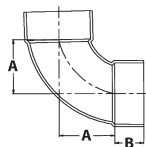


PART NO. PVC 1300

1/4 Bend

HUB X HUB

SIZE	A	B
3	2 ⁷ / ₈	1 ¹⁷ / ₃₂

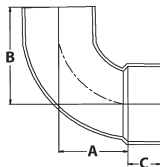


PART NO. PVC 1302

1/4 Bend, Street

SPIGOT X HUB

SIZE	A	B	C
3	2 ⁷ / ₈	4 ⁹ / ₃₂	1 ¹⁷ / ₃₂

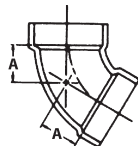


PART NO. PVC 1319

1/6 Bend

HUB X HUB

SIZE	A
3	1 ¹ / ₂

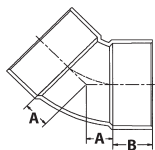


PART NO. PVC 1321

1/8 Bend

HUB X HUB

SIZE	A	B
3	1 ¹ / ₃₂	1 ¹⁷ / ₃₂

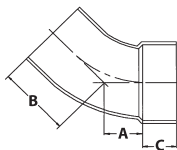


PART NO. PVC 1323

1/8 Bend, Street

SPIGOT X HUB

SIZE	A	B	C
3	1 ¹ / ₃₂	2 ¹⁷ / ₃₂	1 ¹⁷ / ₃₂

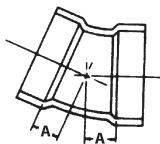


PART NO. PVC 1324

1/16 Bend

HUB X HUB

SIZE	A
3	1 ¹¹ / ₁₆

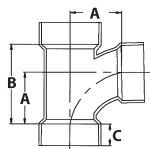


PART NO. PVC 1400

Sanitary Tee

HUB X HUB

SIZE	A	B	C
3	2 ³¹ / ₃₂	4 ¹ / ₂	1 ¹⁷ / ₃₂

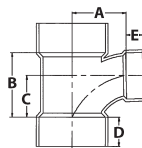


PART NO. PVC 1401

Sanitary Tee, Reducing

HUB X HUB

SIZE	A	B	C	D	E
3 x 1 ¹ / ₂	2 ⁹ / ₁₆	2 ¹¹ / ₁₆	1 ¹¹ / ₁₆	1 ¹ / ₂	3 ³ / ₄
3 x 2	2 ⁷ / ₃₂	3 ³ / ₈	1 ³¹ / ₃₂	1 ¹ / ₂	7 ⁷ / ₈

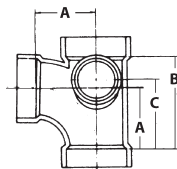
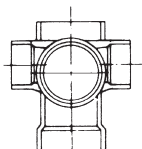


PART NO. PVC 1418

Sanitary Tee with Right & Left Side Inlets

ALL HUB

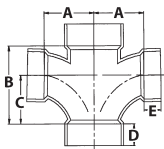
SIZE	A	B	C
3 x 3 x 3 x 1 ¹ / ₂ x 1 ¹ / ₂	2 ¹⁵ / ₁₆	4 ¹³ / ₃₂	2 ¹⁵ / ₁₆
3 x 3 x 3 x 2 x 2	2 ¹⁵ / ₁₆	4 ¹³ / ₃₂	2 ¹⁵ / ₁₆



PART NO. PVC 1429

Double Sanitary Tee, Reducing

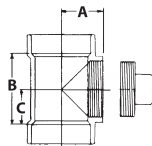
SIZE	HUB X HUB				
	A	B	C	D	E
3 X 1½	2¼	2 ²¹ / ₃₂	1 ²⁵ / ₃₂	1 ¹⁷ / ₃₂	2 ²⁵ / ₃₂



PART NO. PVC 1444 X

Cleanout Tee with Cleanout Plug

SIZE	HUB X HUB X FTP		
	A	B	C
3	2¾	3¾	1 ⁷ / ₈

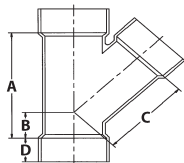


See Part No. 106
for plug dimensions.

PART NO. PVC 1600

Wye
 HUB X HUB

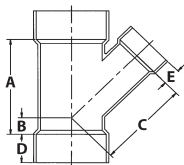
SIZE	A	B	C	D
3	4 ⁷ / ₈	¾	4 ¹ / ₈	1 ¹⁷ / ₃₂



PART NO. PVC 1601

Wye, Reducing
 HUB X HUB

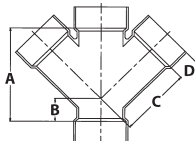
SIZE	A	B	C	D	E
3 X 1½	3 ¹¹ / ₁₆	¾	3½	1 ¹⁷ / ₃₂	2 ²⁵ / ₃₂
3 X 2	3 ¹¹ / ₁₆	¼	4 ³ / ₈	1 ¹⁷ / ₃₂	7 ⁷ / ₈



PART NO. PVC 1611

Double Wye
 HUB X HUB

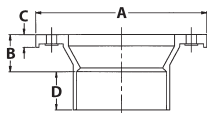
SIZE	A	B	C	D
3	4 ²⁹ / ₃₂	1 ³ / ₁₆	4 ¹ / ₈	1 ¹⁷ / ₃₂



PART NO. PVC 1800

Closet Flange

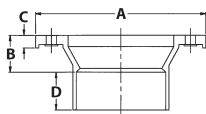
SIZE	HUB			
	A	B	C	D
4 X 3	7	1¼	7/16	1 ⁹ / ₁₆



PART NO. PVC 1800 K

Closet Flange

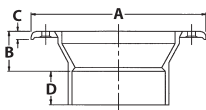
SIZE	HUB			
	A	B	C	D
4 X 3	7	1¼	7/16	1 ⁹ / ₁₆



PART NO. PVC 1811

Closet Flange, Adjustable with Metal Ring

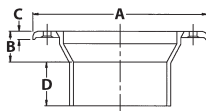
SIZE	HUB			
	A	B	C	D
4 X 3	6¾	1¼	¼	1½



PART NO. PVC 1812

Closet Flange, Adjustable with Metal Ring

SIZE	SPIGOT			
	A	B	C	D
4 X 3	6¾	1¼	¼	1½



This is to certify that all Plastic Pipe and Fittings manufactured by Charlotte Pipe and Foundry Company are manufactured in the United States and conform to the following standards:

PVC SCH. 40 SOLID WALL PIPE

ASTM D 1784, ASTM D 1785, ASTM D 2665
FHA UM 79a
FEDERAL SPECIFICATION L-P-320a
NSF STANDARD NO. 14 AND 61

PVC SCH. 40 DWV CELLULAR CORE PIPE

ASTM D 4396, ASTM F 891
NSF STANDARD NO. 14

PVC SCH. 40 DWV FITTINGS

ASTM D 1784, ASTM D 2665, ASTM D 3311, ASTM F 1866
FHA UM 79a
FEDERAL SPECIFICATION L-P-320a
NSF STANDARD NO. 14

ConnecTite® PUSH-FIT DWV FITTINGS

ASME A112.4.4, IAPMO IGC 334
NSF STANDARD NO. 14

PVC SDR-21 AND SDR-26 PRESSURE PIPE

ASTM D 1784, ASTM D 2241
NSF STANDARD NO. 14 AND 61

PVC SCH. 40 PRESSURE FITTINGS

ASTM D 1784, ASTM D 2466
NSF STANDARD NO. 14 AND 61

PVC SCH. 40 WELL CASING PIPE

ASTM D 1784, ASTM F 480
NSF STANDARD NO. 14 AND 61

PVC SCH. 80 PIPE

ASTM D 1784, ASTM D 1785, PVC 1120
NSF STANDARD NO. 14 AND 61

PVC SCH. 80 FITTINGS

ASTM D 1784, ASTM D 2467, ASTM D 2464, ASTM F 1970
NSF STANDARD NO. 14 AND 61

PVC SDR 35 SEWER MAIN PIPE

ASTM D 1784, ASTM D 3034 SDR 35
ASTM D 3212, ASTM F 477

PVC SEWER AND DRAIN PIPE

ASTM D 1784, ASTM D 2729

PVC THIN WALL PIPE & FITTINGS

ASTM D 1784, ASTM D 2949
NSF STANDARD NO. 14

CPVC FLOWGUARD GOLD® CTS PIPE & FITTINGS

ASTM D 1784, ASTM D 2846
FHA UM-61a
NSF STANDARD NO. 14. AND 61
CSA LISTED ON SPECIFIED ITEMS

CPVC CHEMDRAIN® SCH. 40 PIPE & FITTINGS

ASTM D 1784, ASTM F 2618
NSF STANDARD NO. 14

ABS SCH. 40 DWV CELLULAR CORE PIPE

ASTM D 3965, ASTM F 628
NSF STANDARD NO. 14

ABS PLUS® SCH. 40 DWV CELLULAR CORE PIPE

ASTM D 3965, ASTM D 4396, ASTM F 1488
NSF STANDARD NO. 14.

ABS SCH. 40 DWV FITTINGS

ASTM D 3965, ASTM D 2661, ASTM D 3311
FHA UM 79a
FEDERAL SPECIFICATION L-P-322b
NSF STANDARD NO. 14



LIMITED WARRANTY

Charlotte Pipe and Foundry Company® (Charlotte Pipe®) Products are warranted to be free from manufacturing defects and to conform to currently applicable ASTM standards for a period of five (5) years from date of delivery. Buyer's remedy for breach of this warranty is limited to replacement of, or credit for, the defective product. This warranty excludes any expense for removal or reinstallation of any defective product and any other incidental, consequential, or punitive damages. **This limited warranty is the only warranty made by seller and is expressly in lieu of all other warranties, express and implied, including any warranties of merchantability and fitness for a particular purpose.** No statement, conduct or description by Charlotte Pipe or its representative, in addition to or beyond this Limited Warranty, shall constitute a warranty. This Limited Warranty may only be modified in writing signed by an officer of Charlotte Pipe.

This Limited Warranty will not apply if:

- 1) The Products are used for purposes other than their intended purpose as defined by local plumbing and building codes, and the applicable ASTM standard.
- 2) The Products are not installed in good and workmanlike manner consistent with normal industry standards; installed in compliance with the latest instructions published by Charlotte Pipe and good plumbing practices; and installed in conformance with all applicable plumbing, fire and building code requirements.
- 3) This limited warranty does not apply when the products of Charlotte Pipe are used with the products of other manufacturers that do not meet the applicable ASTM or CISPI standards or that are not marked in a manner to indicate the entity that manufactured them.
- 4) In hubless cast iron installations, this warranty will not apply if products are joined with unshielded hubless couplings. Charlotte Pipe requires that its hubless cast iron pipe and fittings be joined only with shielded hubless couplings manufactured in accordance with CISPI 310, ASTM C 1277 and certified by NSF® International or with Heavy Duty Couplings meeting ASTM C 1540.
- 5) The Products fail due to defects or deficiencies in design, engineering, or installation of the piping system of which they are a part.
- 6) The Products have been the subject of modification; misuse; misapplication; improper maintenance or repair; damage caused by the fault or negligence of anyone other than Charlotte Pipe; or any other act or event beyond the control of Charlotte Pipe.
- 7) The Products fail due to the freezing of water in the Products.
- 8) The Products fail due to contact with chemical agents, fire stopping materials, thread sealant, plasticized vinyl products, or other aggressive chemical agents that are not compatible.
- 9) Pipe outlets, sound attenuation systems or other devices are permanently attached to the surface of Charlotte® PVC, ABS or CPVC products with solvent cement or adhesive glue.

Charlotte Pipe products are manufactured to the applicable ASTM or CISPI standard. Charlotte Pipe and Foundry **cannot** accept responsibility for the performance, dimensional accuracy, or compatibility of pipe, fittings, gaskets, or couplings not manufactured or sold by Charlotte Pipe and Foundry.

This Limited Warranty will not apply unless written notice of a claim is mailed to Charlotte Pipe at the address below within 30 days of discovery of the allegedly defective product.

Any Charlotte Pipe products alleged to be defective **must** be made available to Charlotte Pipe at the following address for verification, inspection and determination of cause:

Charlotte Pipe and Foundry Company
Attention: Technical Services
2109 Randolph Road
Charlotte, North Carolina 28207

Purchaser must obtain a return materials authorization and instructions for return shipment to Charlotte Pipe of any product claimed defective or shipped in error.

Any Charlotte Pipe product **proved** to be defective in manufacture will be replaced F.O.B. point of original delivery, or credit will be issued, at the discretion of Charlotte Pipe.

4/20/21

Charlotte and Charlotte Pipe are registered trademarks of Charlotte Pipe and Foundry Company.

CHARLOTTE

PIPE AND FOUNDRY COMPANY

PO BOX 35430

CHARLOTTE

NORTH CAROLINA 28235

PHONE (704) 348-6450

(800) 572-4199

FAX (800) 553-1605

WWW.CHARLOTTEPIPE.COM

