

# Pressure

**CHARLOTTE**  
PIPE AND FOUNDRY COMPANY®

## DIMENSIONAL CATALOG

**PVC Schedule 80 Pipe and  
Fittings**

**PVC Schedule 40 Pipe and  
Fittings**

**FlowGuard Gold® CPVC CTS  
Pipe and Fittings**

**Corzan® CPVC Schedule 80  
Pipe**

[Updated June 1, 2023]

**You can't beat the system.®**

© 2001-2023 Charlotte Pipe and Foundry Company



Download our Tech Tools App for dimensional info, tech calculators and more on your mobile device.



This catalog accurately reflects dimensional information to the best of our knowledge. If dimensions on your job are critical, please verify dimensional information with our factory.

This dimensional catalog accurately reflects our product line at the time the catalog was printed. However, we add and delete items on an ongoing basis to better serve our customers. Please refer to our current list price sheets for an accurate listing of items offered.

# PRESSURE PIPE AND FITTINGS DIMENSIONAL CATALOG TABLE OF CONTENTS

	<b>Page</b>
Pipe Data - PVC Schedule 80, Plain End.....	4
Pipe Data - PVC Schedule 80, Belled End.....	5
Schedule 80 and Schedule 40 Tapered Socket Dimensions .....	6
American National Standard Taper Pipe Threads.....	6
PVC Schedule 80 Fittings Dimensions and Weights .....	7-25
Pipe Data - PVC Schedule 40, Plain End.....	27
Pipe Data - PVC Schedule 40, Belled End.....	28
Pipe Data - PVC Well Casing and SDR Pipe.....	29-30
PVC Schedule 40 Fittings Dimensions and Weights .....	31-50
Pipe Data - FlowGuard® CPVC CTS SDR 11 .....	51
FlowGuard Gold® CPVC CTS Fitting Dimensions.....	52
FlowGuard Gold® CPVC CTS Fittings Dimensions and Weights.....	53-63
Pipe Data - Corzan® CPVC Schedule 80 .....	64
Certification .....	65
Limited Warranty.....	66
FlowGuard Gold® Limited Warranty.....	67

**You can't beat the system.®**

Charlotte Pipe and "You can't beat the system" are registered trademarks of  
Charlotte Pipe and Foundry Company.

FlowGuard Gold and Corzan are registered trademarks of Lubrizol Coporation.

# PVC Schedule 80 Pipe

## PVC Schedule 80 Pipe, Type 1, Grade 1 - Plain End



PVC SCHEDULE 80 (GRAY)			PLAIN END			PVC 1120	
PART NO.	NOM. SIZE	UPC # 611942-	QTY. PER SKID	AVG. OD (IN.)	MIN. WALL (IN.)	MAX WORK PRESSURE AT 23° C OR 73° F	WT. PER 100 FT. (LBS.)
PVC 10002	1/4" x 20'	04920	15140'	0.540	.119	1130 PSI	10.0
PVC 10003	3/8" x 20'	04917	9360'	0.675	.126	920 PSI	13.8
PVC 10005	1/2" x 20'	03968	9000'	0.840	.147	850 PSI	20.3
PVC 10007	3/4" x 20'	03969	7000'	1.050	.154	690 PSI	27.5
PVC 10010	1" x 20'	03970	3540'	1.315	.179	630 PSI	40.5
PVC 10012	1 1/4" x 20'	03973	4240'	1.660	.191	520 PSI	55.9
PVC 10015	1 1/2" x 20'	03976	3300'	1.900	.200	470 PSI	67.7
PVC 10020	2" x 20'	03977	1980'	2.375	.218	400 PSI	93.6
PVC 10025	2 1/2" x 20'	03978	1460'	2.875	.276	420 PSI	142.8
PVC 10030	3" x 20'	03979	1000'	3.500	.300	370 PSI	194.2
PVC 10040	4" x 20'	03980	1140'	4.500	.337	320 PSI	279.3
PVC 10050	5" x 20'	04831	760'	5.563	.375	290 PSI	387.3
PVC 10060	6" x 20'	03981	520'	6.625	.432	280 PSI	532.7
PVC 10080	8" x 20'	04175	280'	8.625	.500	250 PSI	808.9
PVC 10100	10" x 20'	04768	160'	10.750	.593	230 PSI	1199.3
PVC 10120	12" x 20'	04770	80'	12.750	.687	230 PSI	1650.1
PVC 10140	14" x 20'	04816	60'	14.000	.750	220 PSI	1930.0
PVC 10160	16" x 20'	04919	60'	16.000	.843	220 PSI	2544.1

Note: Full pallets are polyethylene wrapped for cleanliness and UV protection.

NSF Listed. Meets All Requirements of ASTM D 1784 and ASTM D 1785.



**⚠ WARNING**

Testing with or use of compressed air or gas in ABS / CPVC / PVC pipe or fittings can result in explosive failures and cause severe injury or death.

AIR/GAS

- NEVER test with or transport/store compressed air or gas in ABS / CPVC / PVC pipe or fittings.
- NEVER test ABS / CPVC / PVC pipe or fittings with compressed air or gas, or air over water boosters.
- ONLY use ABS / CPVC / PVC pipe or fittings for water or approved chemicals.
- Refer to warnings on PFFA's website and ASTM D 1785.

# PVC Schedule 80 Pipe

**PVC Schedule 80 Pipe, Type 1, Grade 1 - Belled End**


PVC SCHEDULE 80 (GRAY)			BELLED-END			PVC 1120	
PART NO.	NOM. SIZE	UPC # 611942-	QTY. PER SKID	AVG. OD (IN.)	MIN. WALL (IN.)	MAX WORK PRESSURE AT 25° C OR 73° F	WT. PER 100 FT. (LBS.)
PVC 10005B	1/2" x 20'	04924	9000'	0.840	.147	850 PSI	20.3
PVC 10007B	3/4" x 20'	04925	7000'	1.050	.154	690 PSI	27.0
PVC 10010B	1" x 20'	04926	3540'	1.315	.179	630 PSI	40.5
PVC 10012B	1 1/4" x 20'	04927	4240'	1.660	.191	520 PSI	55.9
PVC 10015B	1 1/2" x 20'	04928	3300'	1.900	.200	470 PSI	67.7
PVC 10020B	2" x 20'	04764	1980'	2.375	.218	400 PSI	93.6
PVC 10025B	2 1/2" x 20'	04875	1460'	2.875	.276	420 PSI	142.8
PVC 10030B	3" x 20'	04776	1000'	3.500	.300	370 PSI	191.1
PVC 10040B	4" x 20'	04774	1140'	4.500	.337	320 PSI	279.3
PVC 10060B	6" x 20'	04763	520'	6.625	.432	280 PSI	532.7
PVC 10080B	8" x 20'	04766	200'	8.625	.500	250 PSI	808.9
PVC 10100B	10" x 20'	04769	160'	10.750	.593	230 PSI	1199.3
PVC 10120B	12" x 20'	04771	60'	12.750	.687	230 PSI	1650.1
PVC 10140B	14" x 20'	04832	60'	14.000	.750	220 PSI	1930.0
PVC 10160B	16" x 20'	09372	60'	16.000	.843	220 PSI	2544.1

Note: Full pallets are polyethylene wrapped for cleanliness and UV protection.

NSF Listed. Meets All Requirements of  
ASTM D 1784 and ASTM D 1785.



## ⚠ WARNING

Testing with or use of compressed air or gas in ABS / CPVC / PVC pipe or fittings can result in explosive failures and cause severe injury or death.

AIR/GAS

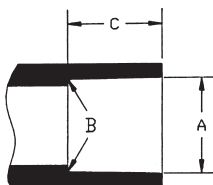


- NEVER test with or transport/store compressed air or gas in ABS / CPVC / PVC pipe or fittings.
- NEVER test ABS / CPVC / PVC pipe or fittings with compressed air or gas, or air over water boosters.
- ONLY use ABS / CPVC / PVC pipe or fittings for water or approved chemicals.
- Refer to warnings on PPF's website and ASTM D 1785.

# Schedule 80 Fittings

## Schedule 80 and Schedule 40 Tapered Socket Dimensions

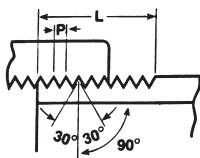
PVC SCHEDULE 80 - ASTM D 2467  
PVC SCHEDULE 40 - ASTM D 2466



Nominal Size	Schedule 80 and Schedule 40 Socket Diameter			Schedule 80 Socket Length C (Minimum)	Schedule 40 Socket Length C (Minimum)
	Entrance A	Bottom B	Tolerance		
1/2	0.848	0.836	±0.004	0.875	0.688
3/4	1.058	1.046	±0.004	1.000	0.719
1	1.325	1.310	±0.005	1.125	0.875
1 1/4	1.670	1.655	±0.005	1.290	0.938
1 1/2	1.912	1.894	±0.006	1.375	1.094
2	2.387	2.369	±0.006	1.500	1.156
2 1/2	2.889	2.868	±0.007	1.750	1.750
3	3.516	3.492	±0.008	1.875	1.875
4	4.518	4.491	±0.009	2.250	2.000
6	6.647	6.614	±0.011	3.000	3.000
8	8.655	8.610	±0.015	4.000	4.000
10	10.780	10.735	±0.015	5.000	5.000
12	12.780	12.735	±0.015	6.000	6.000

## American National Standard Taper Pipe Threads (NPT)

ANSI / ASME B1.20.1,  
ASTM D 2467, ASTM F 1498



Nominal Size	Effective Thread Length (L)	Threads Per Inch	Pitch of Thread (P)
1/2	0.5337	14.0	.07143
3/4	0.5457	14.0	.07143
1	0.6828	11.5	.08696
1 1/4	0.7068	11.5	.08696
1 1/2	0.7235	11.5	.08696
2	0.7565	11.5	.08696
2 1/2	1.1375	8.0	.12500
3	1.2000	8.0	.12500
4	1.3000	8.0	.12500

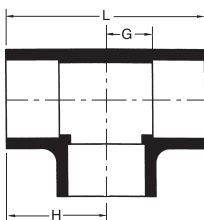
- S = SOCKET, SPG = SPIGOT, MPT = MALE PIPE THREAD, FPT = FEMALE PIPE THREAD
- ALL DIMENSIONS ARE IN INCHES.

**TOLERANCES**

- S = (SOCKET LENGTH) MINIMUM
  - G = (LAYING LENGTH) INTERSECTION OF CENTER LINES TO BOTTOM OF SOCKET/THREAD, 90° ELBOWS, TEES, CROSSES,  $\pm 1/32''$
  - H = INTERSECTION OF CENTER LINES TO FACE OF FITTINGS; 90° ELBOWS, TEES, CROSSES,  $\pm 1/32''$
  - J = (LAYING LENGTH) INTERSECTION OF CENTER LINES TO BOTTOM OF SOCKET/THREAD; 45° ELBOWS,  $\pm 1/32''$
  - L = OVERALL LENGTH OF FITTINGS, (INCLUDING CAPS),  $\pm 1/16''$
  - M = OUTSIDE DIAMETER OF SOCKET/THREAD HUB,  $\pm 1/16''$
  - N = SOCKET/THREAD BOTTOM TO SOCKET/THREAD BOTTOM; COUPLINGS,  $\pm 1/16''$
- DIMENSIONS ARE SUBJECT TO CHANGE WITHOUT NOTIFICATION.

**Tee**

SxSxS

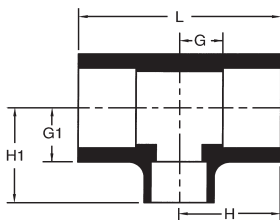
**PVC PART NO. 8400**


Size	Universal Part Number	L	H	G	Approx Wt. (Lbs.)
1/2	801-005	2 <sup>15</sup> / <sub>16</sub>	1 <sup>15</sup> / <sub>32</sub>	1 <sup>9</sup> / <sub>32</sub>	0.11
3/4	801-007	3 <sup>7</sup> / <sub>16</sub>	1 <sup>23</sup> / <sub>32</sub>	1 <sup>11</sup> / <sub>16</sub>	0.17
1	801-010	4	2	2 <sup>7</sup> / <sub>32</sub>	0.29
1 1/4	801-012	4 <sup>9</sup> / <sub>16</sub>	2 <sup>9</sup> / <sub>32</sub>	1	0.42
1 1/2	801-015	4 <sup>7</sup> / <sub>8</sub>	2 <sup>7</sup> / <sub>16</sub>	1 <sup>1</sup> / <sub>32</sub>	0.51
2	801-020	5 <sup>3</sup> / <sub>4</sub>	2 <sup>7</sup> / <sub>8</sub>	1 <sup>5</sup> / <sub>16</sub>	0.84
2 1/2	801-025	6 <sup>15</sup> / <sub>16</sub>	3 <sup>15</sup> / <sub>32</sub>	1 <sup>21</sup> / <sub>32</sub>	1.49
3	801-030	7 <sup>15</sup> / <sub>16</sub>	3 <sup>31</sup> / <sub>32</sub>	2 <sup>3</sup> / <sub>32</sub>	2.38
4	801-040	9 <sup>3</sup> / <sub>8</sub>	4 <sup>11</sup> / <sub>16</sub>	2 <sup>7</sup> / <sub>16</sub>	3.76
6	801-060	14 <sup>1</sup> / <sub>8</sub>	7 <sup>1</sup> / <sub>16</sub>	4 <sup>1</sup> / <sub>32</sub>	10.75
8	801-080	17 <sup>19</sup> / <sub>32</sub>	8 <sup>13</sup> / <sub>16</sub>	4 <sup>3</sup> / <sub>4</sub>	20.13
10	801-100	21 <sup>17</sup> / <sub>32</sub>	10 <sup>3</sup> / <sub>4</sub>	5 <sup>23</sup> / <sub>32</sub>	31.69
12	801-120	26 <sup>7</sup> / <sub>8</sub>	13 <sup>7</sup> / <sub>16</sub>	6 <sup>15</sup> / <sub>16</sub>	56.64

**Reducing Tee**

S x S x S

PVC PART NO. 8400

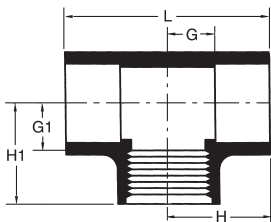


Size	Universal Part Number	L	H	H1	G	G1	Apprx. Wt. (Lbs.)
3/4 x 3/4 x 1/2	801-101	3 <sup>3</sup> / <sub>16</sub>	1 <sup>19</sup> / <sub>32</sub>	1 <sup>21</sup> / <sub>32</sub>	9 <sup>16</sup> / <sub>16</sub>	3 <sup>4</sup> / <sub>4</sub>	0.15
1 x 1 x 1/2	801-130	3 <sup>15</sup> / <sub>32</sub>	1 <sup>3</sup> / <sub>4</sub>	1 <sup>19</sup> / <sub>32</sub>	19 <sup>32</sup> / <sub>32</sub>	1 <sup>11</sup> / <sub>16</sub>	0.23
1 x 1 x 3/4	801-131	3 <sup>21</sup> / <sub>32</sub>	1 <sup>13</sup> / <sub>16</sub>	1 <sup>27</sup> / <sub>32</sub>	1 <sup>11</sup> / <sub>16</sub>	2 <sup>7</sup> / <sub>32</sub>	0.23
1 1/4 x 1 1/4 x 1	801-168	4 <sup>17</sup> / <sub>64</sub>	2 <sup>1</sup> / <sub>8</sub>	2 <sup>1</sup> / <sub>16</sub>	13 <sup>16</sup> / <sub>16</sub>	1 <sup>5</sup> / <sub>16</sub>	0.36
1 1/2 x 1 1/2 x 3/4	801-210	4 <sup>5</sup> / <sub>32</sub>	2 <sup>3</sup> / <sub>32</sub>	2 <sup>1</sup> / <sub>32</sub>	1 <sup>11</sup> / <sub>16</sub>	1	0.36
1 1/2 x 1 1/2 x 1	801-211	4 <sup>1</sup> / <sub>2</sub>	2 <sup>1</sup> / <sub>4</sub>	2 <sup>9</sup> / <sub>32</sub>	7 <sup>8</sup> / <sub>8</sub>	1 <sup>5</sup> / <sub>32</sub>	0.42
1 1/2 x 1 1/2 x 1 1/4	801-212	5 <sup>1</sup> / <sub>8</sub>	2 <sup>5</sup> / <sub>8</sub>	2 <sup>5</sup> / <sub>16</sub>	13 <sup>16</sup> / <sub>16</sub>	1 <sup>1</sup> / <sub>32</sub>	0.51
2 x 2 x 1/2	801-247	4 <sup>5</sup> / <sub>32</sub>	2 <sup>3</sup> / <sub>32</sub>	2 <sup>5</sup> / <sub>32</sub>	9 <sup>16</sup> / <sub>16</sub>	1 <sup>1</sup> / <sub>4</sub>	0.44
2 x 2 x 3/4	801-248	4 <sup>13</sup> / <sub>32</sub>	2 <sup>7</sup> / <sub>32</sub>	2 <sup>9</sup> / <sub>32</sub>	1 <sup>11</sup> / <sub>16</sub>	1 <sup>1</sup> / <sub>4</sub>	0.48
2 x 2 x 1	801-249	4 <sup>3</sup> / <sub>4</sub>	2 <sup>3</sup> / <sub>8</sub>	2 <sup>9</sup> / <sub>16</sub>	7 <sup>8</sup> / <sub>8</sub>	1 <sup>13</sup> / <sub>32</sub>	0.60
2 x 2 x 1 1/2	801-251	5 <sup>3</sup> / <sub>8</sub>	2 <sup>11</sup> / <sub>16</sub>	2 <sup>13</sup> / <sub>16</sub>	13 <sup>16</sup> / <sub>16</sub>	1 <sup>13</sup> / <sub>32</sub>	0.73
3 x 3 x 2	801-338	6 <sup>5</sup> / <sub>8</sub>	3 <sup>5</sup> / <sub>16</sub>	3 <sup>11</sup> / <sub>32</sub>	17 <sup>16</sup> / <sub>16</sub>	1 <sup>13</sup> / <sub>16</sub>	1.62
4 x 4 x 2	801-420	7 <sup>9</sup> / <sub>16</sub>	3 <sup>25</sup> / <sub>32</sub>	4 <sup>1</sup> / <sub>8</sub>	1 <sup>1</sup> / <sub>2</sub>	2 <sup>19</sup> / <sub>32</sub>	2.77
4 x 4 x 3	801-422	8 <sup>5</sup> / <sub>8</sub>	4 <sup>5</sup> / <sub>16</sub>	4 <sup>5</sup> / <sub>32</sub>	2 <sup>1</sup> / <sub>16</sub>	2 <sup>19</sup> / <sub>32</sub>	3.13
6 x 6 x 2	801-528	9 <sup>17</sup> / <sub>32</sub>	4 <sup>25</sup> / <sub>32</sub>	5 <sup>1</sup> / <sub>16</sub>	1 <sup>3</sup> / <sub>4</sub>	3 <sup>17</sup> / <sub>32</sub>	6.16
6 x 6 x 4	801-532	11 <sup>1</sup> / <sub>2</sub>	5 <sup>3</sup> / <sub>4</sub>	6	2 <sup>23</sup> / <sub>32</sub>	3 <sup>23</sup> / <sub>32</sub>	7.21
8 x 8 x 6	801-585	15 <sup>5</sup> / <sub>8</sub>	7 <sup>13</sup> / <sub>16</sub>	7 <sup>1</sup> / <sub>8</sub>	3 <sup>3</sup> / <sub>4</sub>	4 <sup>1</sup> / <sub>16</sub>	15.29

**Tee**

S x S x FPT

PVC PART NO. 8401

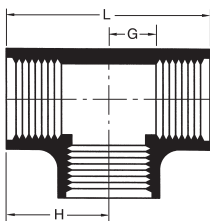


Size	Universal Part Number	L	H	G	H1	G1	Apprx. Wt. (Lbs.)
1/2	802-005	2 <sup>13</sup> / <sub>16</sub>	1 <sup>13</sup> / <sub>32</sub>	1 <sup>7</sup> / <sub>32</sub>	1 <sup>11</sup> / <sub>32</sub>	1 <sup>9</sup> / <sub>32</sub>	0.15
3/4	802-007	3 <sup>3</sup> / <sub>16</sub>	1 <sup>21</sup> / <sub>32</sub>	2 <sup>1</sup> / <sub>32</sub>	1 <sup>17</sup> / <sub>32</sub>	2 <sup>5</sup> / <sub>32</sub>	0.22
1	802-010	3 <sup>11</sup> / <sub>16</sub>	1 <sup>27</sup> / <sub>32</sub>	2 <sup>3</sup> / <sub>32</sub>	1 <sup>13</sup> / <sub>16</sub>	1 <sup>3</sup> / <sub>16</sub>	0.34

**Tee**

FPT x FPT x FPT

PVC PART NO. 8402

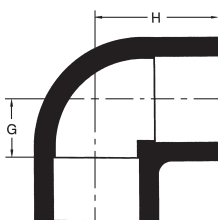


Size	Universal Part Number	L	H	G	Approx. Wt. (Lbs.)
1/2	805-005	2 <sup>5</sup> / <sub>8</sub>	1 <sup>5</sup> / <sub>16</sub>	1 <sup>7</sup> / <sub>32</sub>	0.14
3/4	805-007	2 <sup>15</sup> / <sub>16</sub>	1 <sup>15</sup> / <sub>32</sub>	2 <sup>1</sup> / <sub>32</sub>	0.19
1	805-010	3 <sup>7</sup> / <sub>16</sub>	1 <sup>23</sup> / <sub>32</sub>	3/4	0.34
1 1/4	805-012	3 <sup>7</sup> / <sub>8</sub>	1 <sup>15</sup> / <sub>16</sub>	1 <sup>5</sup> / <sub>16</sub>	0.48
1 1/2	805-015	4 <sup>3</sup> / <sub>16</sub>	2 <sup>3</sup> / <sub>32</sub>	1 <sup>1</sup> / <sub>32</sub>	0.64
2	805-020	4 <sup>3</sup> / <sub>4</sub>	2 <sup>3</sup> / <sub>8</sub>	1 <sup>5</sup> / <sub>16</sub>	0.90
3	805-030	7 <sup>1</sup> / <sub>16</sub>	3 <sup>17</sup> / <sub>32</sub>	1 <sup>29</sup> / <sub>32</sub>	2.73
4	805-040	8 <sup>7</sup> / <sub>16</sub>	4 <sup>7</sup> / <sub>32</sub>	2 <sup>15</sup> / <sub>32</sub>	4.49

**90 Degree Elbow**

S x S

PVC PART NO. 8300

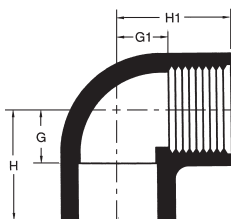


Size	Universal Part Number	H	G	Approx. Wt. (Lbs.)
1/2	806-005	1 <sup>15</sup> / <sub>32</sub>	1 <sup>9</sup> / <sub>32</sub>	0.08
3/4	806-007	1 <sup>11</sup> / <sub>16</sub>	1 <sup>1</sup> / <sub>16</sub>	0.13
1	806-010	2	2 <sup>7</sup> / <sub>32</sub>	0.19
1 1/4	806-012	2 <sup>9</sup> / <sub>32</sub>	1	0.32
1 1/2	806-015	2 <sup>7</sup> / <sub>16</sub>	1 <sup>1</sup> / <sub>32</sub>	0.42
2	806-020	2 <sup>27</sup> / <sub>32</sub>	1 <sup>5</sup> / <sub>16</sub>	0.63
2 1/2	806-025	3 <sup>7</sup> / <sub>16</sub>	1 <sup>21</sup> / <sub>32</sub>	1.13
3	806-030	3 <sup>3</sup> / <sub>4</sub>	1 <sup>27</sup> / <sub>32</sub>	1.60
4	806-040	4 <sup>11</sup> / <sub>16</sub>	2 <sup>7</sup> / <sub>16</sub>	2.85
6	806-060	6 <sup>11</sup> / <sub>16</sub>	3 <sup>11</sup> / <sub>16</sub>	8.27
8	806-080	8 <sup>19</sup> / <sub>32</sub>	4 <sup>19</sup> / <sub>32</sub>	15.46
10	806-100	10 <sup>3</sup> / <sub>4</sub>	5 <sup>23</sup> / <sub>32</sub>	28.20
12	806-120	13 <sup>7</sup> / <sub>16</sub>	6 <sup>15</sup> / <sub>16</sub>	42.98

**90 Degree Elbow**

S x FPT

PVC PART NO. 8301

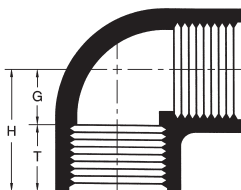


Size	Universal Part Number	H	G	H1	G1	Approx. Wt. (Lbs.)
1/2	807-005	1 <sup>3</sup> / <sub>8</sub>	1/2	1 <sup>13</sup> / <sub>32</sub>	2 <sup>2</sup> / <sub>32</sub>	.138
3/4	807-007	1 <sup>21</sup> / <sub>32</sub>	5/8	1 <sup>5</sup> / <sub>8</sub>	1 <sup>3</sup> / <sub>16</sub>	.173
1	807-010	1 <sup>27</sup> / <sub>32</sub>	2 <sup>3</sup> / <sub>32</sub>	1 <sup>25</sup> / <sub>32</sub>	2 <sup>7</sup> / <sub>32</sub>	.265
1 1/4	807-012	2 <sup>1</sup> / <sub>4</sub>	1 <sup>1</sup> / <sub>4</sub>	2	1	.434
1 1/2	807-015	2 <sup>3</sup> / <sub>8</sub>	1	2 <sup>1</sup> / <sub>8</sub>	1 <sup>1</sup> / <sub>16</sub>	.562
2	807-020	2 <sup>3</sup> / <sub>4</sub>	1 <sup>1</sup> / <sub>4</sub>	2 <sup>7</sup> / <sub>16</sub>	1 <sup>7</sup> / <sub>16</sub>	.802

**90 Degree Elbow**

FPT x FPT

PVC PART NO. 8302

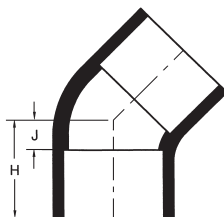


Size	Universal Part Number	T	G	H	Approx. Wt. (Lbs.)
1/2	808-005	3/4	2 1/32	1 13/32	0.11
3/4	808-007	25/32	27/32	1 5/8	0.18
1	808-010	3 1/32	3/4	1 23/32	0.26
1 1/4	808-012	1	3 1/32	1 3 1/32	0.42
1 1/2	808-015	1 1/16	1 5/32	2 7/32	0.54
2	808-020	1 3/32	1 13/32	2 1/2	0.82
3	808-030	1 5/8	1 15/16	3 9/16	2.30
4	808-040	1 11/16	2 1/2	4 3/16	3.62

**45 Degree Elbow**

S x S

PVC PART NO. 8309

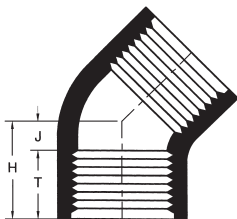


Size	Universal Part Number	H	J	Approx. Wt. (Lbs.)
1/2	817-005	1 5/32	1/4	0.07
3/4	817-007	1 1 1/32	5/16	0.10
1	817-010	1 15/32	5/16	0.16
1 1/4	817-012	1 1 1/16	1 3/32	0.22
1 1/2	817-015	1 7/8	1/2	0.30
2	817-020	2 5/32	2 1/32	0.48
2 1/2	817-025	2 1/2	2 3/32	0.83
3	817-030	2 1 1/16	2 5/32	1.16
4	817-040	3 9/16	1 9/32	2.21
6	817-060	5	2	5.50
8	817-080	6 1/4	2 1/4	10.42
10	817-100	8 5/16	3 9/32	21.73
12	817-120	8 13/16	2 3/4	30.70

### 45 Degree Elbow

FPT x FPT

PVC PART NO. 8312

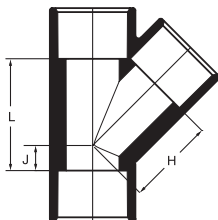


Size	Universal Part Number	H	J	T	Approx. Wt. (Lbs.)
1/2	819-005	1 <sup>1</sup> / <sub>32</sub>	9 <sup>9</sup> / <sub>32</sub>	3 <sup>3</sup> / <sub>4</sub>	0.07
3/4	819-007	1 <sup>1</sup> / <sub>8</sub>	1 <sup>1</sup> / <sub>32</sub>	2 <sup>25</sup> / <sub>32</sub>	0.10
1	819-010	1 <sup>11</sup> / <sub>32</sub>	3 <sup>3</sup> / <sub>8</sub>	3 <sup>31</sup> / <sub>32</sub>	0.16
1 1/4	819-012	1 <sup>7</sup> / <sub>16</sub>	7 <sup>7</sup> / <sub>16</sub>	1	0.23
1 1/2	819-015	1 <sup>9</sup> / <sub>16</sub>	1 <sup>7</sup> / <sub>32</sub>	1 <sup>1</sup> / <sub>32</sub>	0.31
2	819-020	1 <sup>3</sup> / <sub>4</sub>	2 <sup>23</sup> / <sub>32</sub>	1 <sup>1</sup> / <sub>32</sub>	0.46
3	819-030	2 <sup>3</sup> / <sub>4</sub>	7 <sup>7</sup> / <sub>8</sub>	1 <sup>7</sup> / <sub>8</sub>	1.74

### Wye

S x S x S

PVC PART NO. 8600



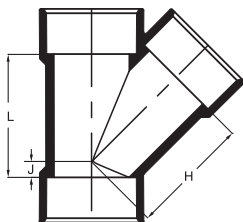
Size	Universal Part Number	L	J	H	Approx. Wt. (Lbs.)
1 1/2*	875-015	3 <sup>1</sup> / <sub>16</sub>	1 <sup>1</sup> / <sub>16</sub>	2 <sup>13</sup> / <sub>32</sub>	0.65
2*	875-020	3 <sup>7</sup> / <sub>8</sub>	2 <sup>1</sup> / <sub>32</sub>	3 <sup>7</sup> / <sub>32</sub>	1.06
3*	875-030	4 <sup>15</sup> / <sub>16</sub>	1 <sup>1</sup> / <sub>16</sub>	6 <sup>9</sup> / <sub>16</sub>	2.51

\*Maximum pressure rating is 250 psi at 73°F.

**Wye**

S x S x S

PVC PART NO. 8600



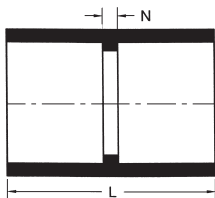
Size	Universal Part Number	L	J	H	Approx. Wt. (Lbs.)
4**	875-040	6 <sup>3</sup> / <sub>16</sub>	1 <sup>3</sup> / <sub>16</sub>	5 <sup>3</sup> / <sub>8</sub>	4.42
6**	875-060	9 <sup>3</sup> / <sub>8</sub>	1 <sup>13</sup> / <sub>32</sub>	7 <sup>31</sup> / <sub>32</sub>	11.95

\*\*Maximum pressure rating is 150 psi at 73°F.

**Coupling**

S x S

PVC PART NO. 8100

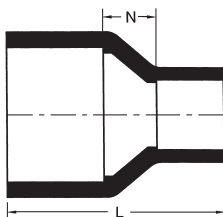


Size	Universal Part Number	L	N	Approx. Wt. (Lbs.)
1/2	829-005	1 <sup>15</sup> / <sub>16</sub>	1/8	0.05
3/4	829-007	2 <sup>3</sup> / <sub>16</sub>	1/8	0.08
1	829-010	2 <sup>7</sup> / <sub>16</sub>	1/8	0.12
1 1/4	829-012	2 <sup>11</sup> / <sub>16</sub>	1/8	0.17
1 1/2	829-015	2 <sup>15</sup> / <sub>16</sub>	1/8	0.23
2	829-020	3 <sup>3</sup> / <sub>16</sub>	1/8	0.33
2 1/2	829-025	3 <sup>3</sup> / <sub>4</sub>	3/16	0.57
3	829-030	4	3/16	0.84
4	829-040	4 <sup>3</sup> / <sub>4</sub>	3/16	1.35
6	829-060	6 <sup>9</sup> / <sub>32</sub>	1/4	3.46
8	829-080	8 <sup>1</sup> / <sub>4</sub>	1/4	6.61
10	829-100	11 <sup>31</sup> / <sub>32</sub>	9/32	11.27
12	829-120	14 <sup>5</sup> / <sub>32</sub>	1 <sup>3</sup> / <sub>32</sub>	19.00

**Reducer Coupling**

S x S

PVC PART NO. 8100

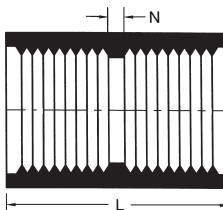


Size	Universal Part Number	L	N	Approx. Wt. (Lbs.)
3/4 X 1/2	829-101	2 <sup>3</sup> / <sub>16</sub>	1/4	0.07
1 X 1/2	829-130	2 <sup>3</sup> / <sub>8</sub>	5/16	0.11
1 X 3/4	829-131	2 <sup>7</sup> / <sub>16</sub>	1/4	0.11
1 1/4 X 1	829-168	2 <sup>3</sup> / <sub>4</sub>	5/16	0.17
1 1/2 X 1	829-211	2 <sup>7</sup> / <sub>8</sub>	5/16	0.21
1 1/2 X 1 1/4	829-212	2 <sup>15</sup> / <sub>16</sub>	1/4	0.23
2 X 1	829-249	3 1/2	3/8	0.32
2 X 1 1/2	829-251	3 <sup>3</sup> / <sub>16</sub>	9/32	0.32
3 X 2	829-338	4 1/8	3/4	0.78
4 X 2	829-420	5 1/8	1 <sup>5</sup> / <sub>16</sub>	1.32
4 X 3	829-422	5 1/8	1 <sup>5</sup> / <sub>16</sub>	1.38
6 X 4	829-532	6 <sup>5</sup> / <sub>8</sub>	1 <sup>3</sup> / <sub>8</sub>	3.08

**Coupling**

FPT x FPT

PVC PART NO. 8102

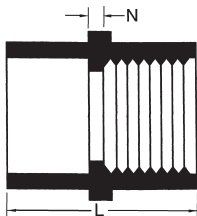


Size	Universal Part Number	L	N	Approx. Wt. (Lbs.)
1/2	830-005	1 <sup>5</sup> / <sub>8</sub>	1/8	0.08
3/4	830-007	1 <sup>11</sup> / <sub>16</sub>	1/8	0.09
1	830-010	2 <sup>1</sup> / <sub>16</sub>	1/8	0.15
1 1/4	830-012	2 <sup>3</sup> / <sub>16</sub>	1/8	0.23
1 1/2	830-015	2 1/4	3/16	0.28
2	830-020	2 <sup>5</sup> / <sub>16</sub>	3/16	0.36
3	830-030	3 1/2	1/8	1.09
4	830-040	3 <sup>5</sup> / <sub>8</sub>	1/8	1.61

**Female Adapter**

S x FPT

PVC PART NO. 8101

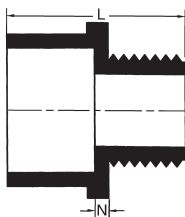


Size	Universal Part Number	L	N	Approx. Wt. (Lbs.)
1/2	835-005	1 <sup>25</sup> / <sub>32</sub>	3/32	0.07
3/4	835-007	1 <sup>15</sup> / <sub>16</sub>	3/32	0.10
1	835-010	2 <sup>9</sup> / <sub>32</sub>	3/32	0.16
1 1/4	835-012	2 <sup>3</sup> / <sub>8</sub>	1/8	0.22
1 1/2	835-015	2 <sup>9</sup> / <sub>16</sub>	1/8	0.27
2	835-020	2 <sup>23</sup> / <sub>32</sub>	3/32	0.39
2 1/2	835-025	3 <sup>19</sup> / <sub>32</sub>	7/32	0.73
3	835-030	3 <sup>3</sup> / <sub>4</sub>	7/32	0.96
4	835-040	4 1/4	1/4	1.52

**Male Adapter**

S x MPT

PVC PART NO. 8109

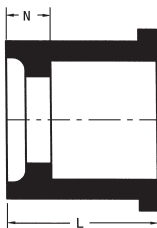


Size	Universal Part Number	L	N	Approx. Wt. (Lbs.)
1/2	836-005	1 <sup>13</sup> / <sub>16</sub>	3/16	0.05
3/4	836-007	2	1/4	0.06
1	836-010	2 <sup>3</sup> / <sub>8</sub>	3/16	0.10
1 1/4	836-012	2 1/2	1/4	0.15
1 1/2	836-015	2 <sup>5</sup> / <sub>8</sub>	1/4	0.19
2	836-020	2 <sup>7</sup> / <sub>8</sub>	9/32	0.27
2 1/2	836-025	3 <sup>11</sup> / <sub>16</sub>	11/32	0.50
3	836-030	3 <sup>7</sup> / <sub>8</sub>	3/8	0.73
4	836-040	4 1/2	7/16	1.40

**Reducer Bushing, Flush Style**

SPG x S

PVC PART NO. 8107

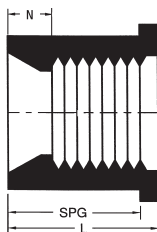


Size	Universal Part Number	L	N	Approx. Wt. (Lbs.)
$\frac{3}{4} \times \frac{1}{2}$	837-101	$1\frac{9}{32}$	$1\frac{3}{32}$	0.02
$1 \times \frac{1}{2}$	837-130	$1\frac{13}{32}$	$1\frac{7}{32}$	0.07
$1 \times \frac{3}{4}$	837-131	$1\frac{13}{32}$	$1\frac{3}{32}$	0.04
$1\frac{1}{4} \times \frac{1}{2}$	837-166	$1\frac{1}{2}$	$\frac{5}{8}$	0.11
$1\frac{1}{4} \times \frac{3}{4}$	837-167	$1\frac{1}{2}$	$\frac{1}{2}$	0.11
$1\frac{1}{4} \times 1$	837-168	$1\frac{19}{32}$	$1\frac{5}{32}$	0.08
$1\frac{1}{2} \times \frac{1}{2}$	837-209	$1\frac{23}{32}$	$2\frac{7}{32}$	0.15
$1\frac{1}{2} \times \frac{3}{4}$	837-210	$1\frac{23}{32}$	$2\frac{3}{32}$	0.20
$1\frac{1}{2} \times 1$	837-211	$1\frac{23}{32}$	$1\frac{9}{32}$	0.14
$1\frac{1}{2} \times 1\frac{1}{4}$	837-212	$1\frac{23}{32}$	$1\frac{5}{32}$	0.08
$2 \times \frac{1}{2}$	837-247	$1\frac{7}{8}$	1	0.21
$2 \times \frac{3}{4}$	837-248	$1\frac{7}{8}$	$\frac{7}{8}$	0.22
$2 \times 1$	837-249	$1\frac{7}{8}$	$\frac{3}{4}$	0.24
$2 \times 1\frac{1}{4}$	837-250	$1\frac{7}{8}$	$\frac{5}{8}$	0.24
$2 \times 1\frac{1}{2}$	837-251	$1\frac{29}{32}$	$1\frac{7}{32}$	0.17
$2\frac{1}{2} \times 1$	837-289	$2\frac{5}{32}$	1	0.46
$2\frac{1}{2} \times 1\frac{1}{4}$	837-290	$2\frac{5}{32}$	$2\frac{9}{32}$	0.48
$2\frac{1}{2} \times 1\frac{1}{2}$	837-291	$2\frac{5}{32}$	$2\frac{5}{32}$	0.39
$2\frac{1}{2} \times 2$	837-292	$2\frac{5}{32}$	$2\frac{1}{32}$	0.28
$3 \times 1$	837-335	$2\frac{1}{4}$	$1\frac{1}{8}$	0.67
$3 \times 1\frac{1}{4}$	837-336	$2\frac{1}{4}$	1	0.66
$3 \times 1\frac{1}{2}$	837-337	$2\frac{1}{4}$	$\frac{7}{8}$	0.64
$3 \times 2$	837-338	$2\frac{1}{4}$	$\frac{3}{4}$	0.59
$3 \times 2\frac{1}{2}$	837-339	$2\frac{1}{4}$	$\frac{1}{2}$	0.42
$4 \times 2$	837-420	$2\frac{25}{32}$	$\frac{9}{32}$	1.10
$4 \times 3$	837-422	$2\frac{25}{32}$	$2\frac{9}{32}$	0.76
$6 \times 3$	837-530	$3\frac{17}{32}$	$1\frac{11}{32}$	2.60
$6 \times 4$	837-532	$3\frac{17}{32}$	$1\frac{9}{32}$	2.50
$8 \times 6$	837-585	$4\frac{15}{16}$	$1\frac{7}{8}$	5.52
$10 \times 8$	837-628	$5\frac{9}{16}$	$1\frac{1}{2}$	8.96
$12 \times 10$	837-670	$6\frac{9}{16}$	$1\frac{1}{2}$	12.13

**Reducer Bushing, Flush Style**

SPG x FPT

PVC PART NO. 8108

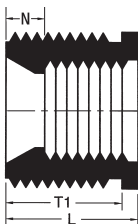


Size	Universal Part Number	L	SPG	N	Approx. Wt. (Lbs.)
$\frac{3}{4} \times \frac{1}{2}$	838-101	$1\frac{1}{4}$	$1\frac{1}{32}$	$\frac{1}{2}$	0.03
$1 \times \frac{1}{2}$	838-130	$1\frac{7}{16}$	$1\frac{5}{32}$	$1\frac{1}{16}$	0.06
$1 \times \frac{3}{4}$	838-131	$1\frac{3}{8}$	$1\frac{5}{32}$	$1\frac{9}{32}$	0.04
$1\frac{1}{4} \times \frac{3}{4}$	838-167	$1\frac{19}{32}$	$1\frac{9}{32}$	$2\frac{7}{32}$	0.11
$1\frac{1}{4} \times 1$	838-168	$1\frac{9}{16}$	$1\frac{9}{32}$	$\frac{9}{16}$	0.09
$1\frac{1}{2} \times \frac{3}{4}$	838-210	$1\frac{3}{4}$	$1\frac{13}{32}$	$1\frac{9}{32}$	0.16
$1\frac{1}{2} \times 1$	838-211	$1\frac{3}{4}$	$1\frac{13}{32}$	$1\frac{1}{32}$	0.15
$1\frac{1}{2} \times 1\frac{1}{4}$	838-212	$1\frac{21}{32}$	$1\frac{13}{32}$	$2\frac{1}{32}$	0.10
$2 \times \frac{1}{2}$	838-247	$1\frac{27}{32}$	$1\frac{17}{32}$	$1\frac{3}{32}$	0.23
$2 \times \frac{3}{4}$	838-248	$1\frac{7}{8}$	$1\frac{17}{32}$	$1\frac{3}{32}$	0.23
$2 \times 1$	838-249	$1\frac{7}{8}$	$1\frac{17}{32}$	$2\frac{7}{32}$	0.28
$2 \times 1\frac{1}{4}$	838-250	$1\frac{29}{32}$	$1\frac{17}{32}$	$1\frac{3}{32}$	0.24
$2 \times 1\frac{1}{2}$	838-251	$1\frac{29}{32}$	$1\frac{17}{32}$	$\frac{7}{8}$	0.19
$2\frac{1}{2} \times 2$	838-292	$2\frac{9}{16}$	$1\frac{25}{32}$	$1\frac{5}{32}$	0.31
$3 \times 2$	838-338	$2\frac{9}{32}$	$1\frac{29}{32}$	$1\frac{7}{32}$	0.64
$3 \times 2\frac{1}{2}$	838-339	$2\frac{9}{32}$	$1\frac{29}{32}$	$2\frac{7}{32}$	0.49
$4 \times 2$	838-420	$2\frac{11}{16}$	$2\frac{5}{16}$	$1\frac{11}{16}$	1.11
$4 \times 3$	838-422	$2\frac{11}{16}$	$2\frac{5}{16}$	$1\frac{11}{16}$	0.86

**Reducer Bushing, Flush Style**

MPT x FPT

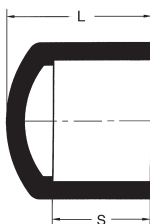
PVC PART NO. 8200



Size	Universal Part Number	L	N	T1	Approx. Wt. (Lbs.)
$\frac{3}{4} \times \frac{1}{2}$	839-101	1	$\frac{9}{32}$	$\frac{3}{4}$	0.02
$1 \times \frac{1}{2}$	839-130	$1\frac{1}{4}$	$\frac{17}{32}$	$\frac{3}{4}$	0.05
$1 \times \frac{3}{4}$	839-131	$1\frac{1}{4}$	$\frac{9}{32}$	$\frac{3}{4}$	0.04
$1\frac{1}{4} \times \frac{3}{4}$	839-167	$1\frac{5}{16}$	$\frac{9}{16}$	1	0.09
$1\frac{1}{4} \times 1$	839-168	$1\frac{5}{16}$	$\frac{5}{16}$	1	0.06
$1\frac{1}{2} \times 1$	839-211	$1\frac{3}{8}$	$\frac{5}{16}$	1	0.11
$1\frac{1}{2} \times 1\frac{1}{4}$	839-212	$1\frac{3}{8}$	$\frac{5}{16}$	1	0.07
$2 \times \frac{1}{2}$	839-247	$1\frac{7}{16}$	$\frac{11}{16}$	$1\frac{1}{8}$	0.17
$2 \times 1$	839-249	$1\frac{7}{16}$	$\frac{5}{16}$	1	0.19
$2 \times 1\frac{1}{4}$	839-250	$1\frac{7}{16}$	$\frac{7}{16}$	$1\frac{1}{8}$	0.17
$2 \times 1\frac{1}{2}$	839-251	$1\frac{7}{16}$	$\frac{5}{16}$	1	0.13
$2\frac{1}{2} \times 2$	839-292	$1\frac{15}{16}$	$\frac{3}{8}$	1	0.24
$3 \times 2$	839-338	2	$\frac{3}{8}$	1	0.51
$4 \times 2$	839-420	$2\frac{11}{16}$	$\frac{3}{8}$	$2\frac{5}{16}$	0.99

**Cap**  
**S**

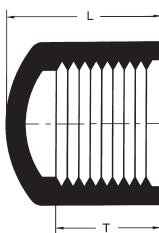
PVC PART NO. 8116



Size	Universal Part Number	S	L	Approx. Wt. (Lbs.)
1/2	847-005	7/8	1 3/8	0.04
3/4	847-007	1	1 15/32	0.06
1	847-010	1 1/8	1 5/8	0.09
1 1/4	847-012	1 1/4	1 13/16	0.15
1 1/2	847-015	1 3/8	2	0.18
2	847-020	1 1/2	2 5/32	0.28
2 1/2	847-025	1 3/4	2 19/32	0.51
3	847-030	1 7/8	2 13/16	0.72
4	847-040	2 1/4	3 5/16	1.20
6	847-060	3	4 11/16	3.10
8	847-080	4	6 7/16	6.11

**Cap**  
**FPT**

PVC PART NO. 8117



Size	Universal Part Number	T	L	Approx. Wt. (Lbs.)
1/2	848-005	3/4	1 1/32	0.05
3/4	848-007	7/8	1 7/32	0.06
1	848-010	1	1 3/8	0.11
1 1/4	848-012	1	1 17/32	0.15
1 1/2	848-015	1 1/32	1 5/8	0.19
2	848-020	1 1/32	1 13/16	0.29
3	848-030	1 7/16	2 23/32	0.80
4	848-040	1 1/2	3	1.30

**Plug**

MPT

PVC PART NO. 8113

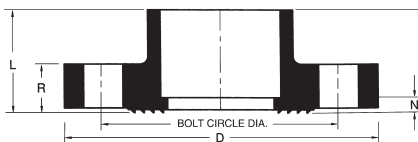


Size	Universal Part Number	L	T	Approx. Wt. (Lbs.)
1/2	850-005	1 <sup>5</sup> / <sub>16</sub>	3/4	0.02
3/4	850-007	1	3/4	0.03
1	850-010	1 <sup>1</sup> / <sub>4</sub>	1	0.05
1 <sup>1</sup> / <sub>4</sub>	850-012	1 <sup>5</sup> / <sub>16</sub>	1	0.07
1 <sup>1</sup> / <sub>2</sub>	850-015	1 <sup>5</sup> / <sub>16</sub>	1	0.10
2	850-020	1 <sup>1</sup> / <sub>2</sub>	1 <sup>1</sup> / <sub>16</sub>	0.18

**Flange, One Piece\*\***

S

PVC PART NO. 8500



Size	Universal Part Number	D	L	N	R
1/2	851-005	3 <sup>1</sup> / <sub>2</sub>	1 <sup>1</sup> / <sub>8</sub>	7/32	9/16
3/4	851-007	3 <sup>7</sup> / <sub>8</sub>	1 <sup>3</sup> / <sub>16</sub>	3/16	9/16
1	851-010	4 <sup>1</sup> / <sub>4</sub>	1 <sup>5</sup> / <sub>16</sub>	3/16	5/8
1 <sup>1</sup> / <sub>4</sub>	851-012	4 <sup>19</sup> / <sub>32</sub>	1 <sup>7</sup> / <sub>16</sub>	3/16	1 <sup>1</sup> / <sub>16</sub>

Size	BOLT CIRCLE DIA.	BOLT HOLE DIA.	NO. OF BOLT HOLES	BOLT DIA.	MIN. BOLT LENGTH*	Approx. Wt. (Lbs.)
1/2	2 <sup>3</sup> / <sub>8</sub>	5/8	4	1/2	2 <sup>1</sup> / <sub>4</sub>	0.18
3/4	2 <sup>3</sup> / <sub>4</sub>	5/8	4	1/2	2 <sup>1</sup> / <sub>4</sub>	0.25
1	3 <sup>1</sup> / <sub>8</sub>	5/8	4	1/2	2 <sup>1</sup> / <sub>4</sub>	0.33
1 <sup>1</sup> / <sub>4</sub>	3 <sup>1</sup> / <sub>2</sub>	5/8	4	1/2	2 <sup>1</sup> / <sub>2</sub>	0.43

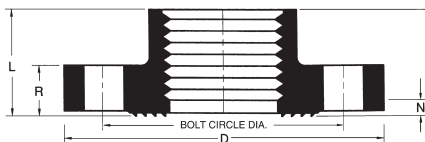
\* BOLT LENGTHS WERE CALCULATED USING TWO CHARLOTTE FLANGES. LENGTHS MAY VARY WHEN MATING WITH OTHER BRANDS OR ACCESSORIES.

\*\* THE MAXIMUM WORKING PRESSURE IS 150 PSI AT 73°F.

**Flange, One Piece\*\***

FPT

PVC PART NO. 8560



Size	Universal Part Number	D	L	N	R
1/2	852-005	3 1/2	1	1/4	9/16
3/4	852-007	3 7/8	1	3/16	19/32
1	852-010	4 1/4	1 1/8	1/8	2 1/32
1 1/4	852-012	4 19/32	1 7/32	7/32	2 3/32
1 1/2	852-015	5	1 1/4	1/4	1 3/16
2	852-020	6	1 3/4	3/8	1 3/16

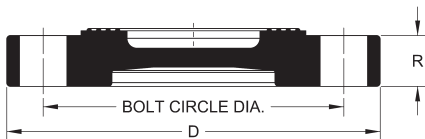
Size	BOLT CIRCLE DIA.	BOLT HOLE DIA.	NO. OF BOLT HOLES	BOLT DIA.	MIN. BOLT LENGTH*	Approx. Wt. (Lbs.)
1/2	2 3/8	5/8	4	1/2	2 1/4	0.19
3/4	2 3/4	5/8	4	1/2	2 1/4	0.25
1	3 1/8	5/8	4	1/2	2 1/4	0.33
1 1/4	3 1/2	5/8	4	1/2	2 1/2	0.44
1 1/2	3 7/8	5/8	4	1/2	2 1/2	0.57
2	4 3/4	3/4	4	5/8	3	0.92

\* BOLT LENGTHS WERE CALCULATED USING TWO CHARLOTTE FLANGES. LENGTHS MAY VARY WHEN MATING WITH OTHER BRANDS OR ACCESSORIES.

\*\* THE MAXIMUM WORKING PRESSURE IS 150 PSI AT 73°F.

**Blind Flange, One Piece\*\***

PVC PART NO. 8510



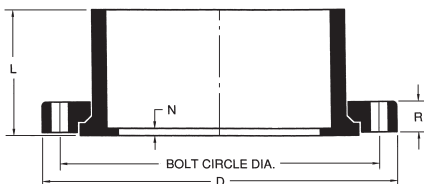
Size	Universal Part Number	D	R	BOLT CIRCLE DIA.	BOLT HOLE DIA.	NO. OF BOLT HOLES	BOLT DIA.	MIN. BOLT LENGTH*	Approx. Wt. (Lbs.)
2	853-020	5 <sup>7</sup> / <sub>8</sub>	1 <sup>3</sup> / <sub>16</sub>	4 <sup>3</sup> / <sub>4</sub>	3/4	4	5/8	3	0.84
3	853-030	7 <sup>7</sup> / <sub>16</sub>	2 <sup>9</sup> / <sub>32</sub>	6	3/4	4	5/8	3 <sup>3</sup> / <sub>4</sub>	1.58
4	853-040	9 <sup>1</sup> / <sub>32</sub>	1 <sup>1</sup> / <sub>16</sub>	7 1/2	3/4	8	5/8	3 1/2	2.50
6	853-060	11 <sup>1</sup> / <sub>32</sub>	1 <sup>1</sup> / <sub>8</sub>	9 1/2	1 <sup>5</sup> / <sub>16</sub>	8	3/4	3 <sup>3</sup> / <sub>4</sub>	3.69
8	853-080	13 <sup>1</sup> / <sub>2</sub>	1 <sup>15</sup> / <sub>32</sub>	11 <sup>23</sup> / <sub>32</sub>	1 <sup>5</sup> / <sub>16</sub>	8	3/4	4 1/2	7.83

- \* BOLT LENGTHS WERE CALCULATED USING TWO CHARLOTTE FLANGES. LENGTHS MAY VARY WHEN MATING WITH OTHER BRANDS OR ACCESSORIES.
- \*\* THE MAXIMUM WORKING PRESSURE IS 150 PSI AT 73°F.

## Van Stone Flange\*\*

S

PVC PART NO. 8530



Size	Universal Part Number	D	L	N	R
1½	854-015	4 <sup>15</sup> / <sub>16</sub>	1 <sup>9</sup> / <sub>16</sub>	3/ <sub>32</sub>	23/ <sub>32</sub>
2	854-020	5 <sup>7</sup> / <sub>8</sub>	1 <sup>23</sup> / <sub>32</sub>	3/ <sub>32</sub>	13/ <sub>16</sub>
2½	854-025	6 <sup>11</sup> / <sub>16</sub>	1 <sup>31</sup> / <sub>32</sub>	1/ <sub>8</sub>	29/ <sub>32</sub>
3	854-030	7 <sup>7</sup> / <sub>16</sub>	2 <sup>1</sup> / <sub>8</sub>	1/ <sub>8</sub>	29/ <sub>32</sub>
4	854-040	9 <sup>1</sup> / <sub>32</sub>	2 <sup>5</sup> / <sub>8</sub>	1/ <sub>8</sub>	1 <sup>1</sup> / <sub>16</sub>
6	854-060	10 <sup>31</sup> / <sub>32</sub>	3 <sup>7</sup> / <sub>32</sub>	1/ <sub>8</sub>	1 <sup>7</sup> / <sub>32</sub>
8	854-080	13 <sup>11</sup> / <sub>32</sub>	4 <sup>5</sup> / <sub>16</sub>	3/ <sub>16</sub>	1½
10	854-100	16	5 <sup>11</sup> / <sub>16</sub>	5/ <sub>8</sub>	1 <sup>11</sup> / <sub>16</sub>
12	854-120	19	7 <sup>5</sup> / <sub>16</sub>	9/ <sub>16</sub>	1 <sup>11</sup> / <sub>16</sub>

Size	BOLT CIRCLE DIA.	BOLT HOLE DIA.	NO. OF BOLT HOLES	BOLT DIA.	MIN. BOLT LENGTH*	Approx. Wt. (Lbs.)
1½	3 <sup>7</sup> / <sub>8</sub>	5/ <sub>8</sub>	4	1/2	2½	0.54
2	4 <sup>3</sup> / <sub>4</sub>	3/4	4	5/8	3	0.84
2½	5½	3/4	4	5/8	3¼	1.27
3	6	3/4	4	5/8	3¼	1.55
4	7½	3/4	8	5/8	3½	2.71
6	9½	3 <sup>1</sup> / <sub>32</sub>	8	3/4	4	3.88
8	11 <sup>3</sup> / <sub>4</sub>	2 <sup>9</sup> / <sub>32</sub>	8	3/4	4½	7.21
10	14¼	1	12	7/8	5	12.59
12	17	1	12	7/8	5	20.74

\* BOLT LENGTHS WERE CALCULATED USING TWO CHARLOTTE FLANGES. LENGTHS MAY VARY WHEN MATING WITH OTHER BRANDS OR ACCESSORIES.

\*\* THE MAXIMUM WORKING PRESSURE IS 150 PSI AT 73°F.

**Union, with Viton® O-Ring Seal\***

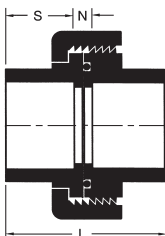
S

PVC PART NO. 8700

**Union, with EPDM O-Ring Seal\***

S

PVC PART NO. 8710



Size	Universal Part Number		L	N	S	Approx. Wt. (Lbs.)
	with Viton O-Ring Seal	with EPDM O-Ring Seal				
1/2	857-005	897-005	2 <sup>1</sup> / <sub>8</sub>	5 <sup>1</sup> / <sub>16</sub>	29 <sup>3</sup> / <sub>32</sub>	0.18
3/4	857-007	897-007	2 <sup>7</sup> / <sub>16</sub>	7 <sup>1</sup> / <sub>16</sub>	1	0.26
1	857-010	897-010	2 <sup>5</sup> / <sub>8</sub>	3 <sup>3</sup> / <sub>8</sub>	1 <sup>1</sup> / <sub>8</sub>	0.36
1 <sup>1</sup> / <sub>4</sub>	857-012	897-012	2 <sup>15</sup> / <sub>16</sub>	7 <sup>1</sup> / <sub>16</sub>	1 <sup>1</sup> / <sub>4</sub>	0.52
1 <sup>1</sup> / <sub>2</sub>	857-015	897-015	3 <sup>3</sup> / <sub>16</sub>	7 <sup>1</sup> / <sub>16</sub>	1 <sup>3</sup> / <sub>8</sub>	0.57
2	857-020	897-020	3 <sup>2</sup> / <sub>16</sub>	2 <sup>1</sup> / <sub>32</sub>	1 <sup>1</sup> / <sub>2</sub>	0.90
3	857-030	897-030	5 <sup>1</sup> / <sub>8</sub>	1 <sup>5</sup> / <sub>16</sub>	1 <sup>29</sup> / <sub>32</sub>	2.22

\* THE MAXIMUM WORKING PRESSURE IS 235 PSI AT 73°F.

**Union, with Viton® O-Ring Seal\***

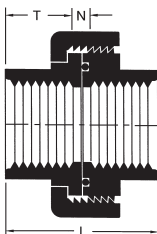
FPT

PVC PART NO. 8800

**Union, with EPDM O-Ring Seal\***

FPT

PVC PART NO. 8810



Size	Universal Part Number		L	N	T	Approx. Wt. (Lbs.)
	with Viton O-Ring Seal	with EPDM O-Ring Seal				
1/2	858-005	898-005	2 <sup>3</sup> / <sub>16</sub>	1/2	1 <sup>5</sup> / <sub>16</sub>	0.19
3/4	858-007	898-007	2 <sup>13</sup> / <sub>32</sub>	9 <sup>1</sup> / <sub>16</sub>	1 <sup>3</sup> / <sub>32</sub>	0.27
1	858-010	898-010	2 <sup>5</sup> / <sub>8</sub>	9 <sup>1</sup> / <sub>16</sub>	1 <sup>3</sup> / <sub>32</sub>	0.40
1 <sup>1</sup> / <sub>4</sub>	858-012	898-012	2 <sup>31</sup> / <sub>32</sub>	2 <sup>3</sup> / <sub>32</sub>	1 <sup>1</sup> / <sub>4</sub>	0.58
1 <sup>1</sup> / <sub>2</sub>	858-015	898-015	3 <sup>1</sup> / <sub>8</sub>	2 <sup>3</sup> / <sub>32</sub>	1 <sup>11</sup> / <sub>32</sub>	0.67
2**	858-020	898-020	3 <sup>5</sup> / <sub>8</sub>	2 <sup>7</sup> / <sub>32</sub>	1 <sup>19</sup> / <sub>32</sub>	1.03
3†	858-030	898-030	5 <sup>1</sup> / <sub>8</sub>	1 <sup>3</sup> / <sub>4</sub>	1 <sup>11</sup> / <sub>16</sub>	2.49

\* THE MAXIMUM WORKING PRESSURE IS 235 PSI AT 73°F.

\*\* THE MAXIMUM WORKING PRESSURE IS 200 PSI AT 73°F.

† THE MAXIMUM WORKING PRESSURE IS 185 PSI AT 73°F.

**Union, with Viton® O-Ring Seal\***

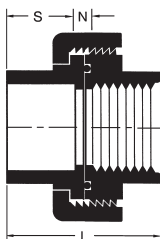
S x FPT

PVC PART NO. 8820

**Union, with EPDM O-Ring Seal\***

S x FPT

PVC PART NO. 8830



Size	Universal Part Number		L	N	S	Approx. Wt. (Lbs.)
	with Viton O-Ring Seal	with EPDM O-Ring Seal				
1/2	859-005	899-005	2 1/8	5/16	1 5/16	0.18
3/4	859-007	899-007	2 7/16	7/16	1 3/32	0.27
1	859-010	899-010	2 5/8	3/8	1 3/32	0.37
1 1/4 <sup>(N)</sup>		899-012	2 15/16	7/16	1 1/4	0.52
1 1/2	859-015	899-015	3 3/16	7/16	1 11/32	0.62
2**	859-020	899-020	3 21/32	2 1/32	1 19/32	0.98

\* THE MAXIMUM WORKING PRESSURE IS 235 PSI AT 73°F.

\*\* THE MAXIMUM WORKING PRESSURE IS 200 PSI AT 73°F.

(N) NOTE: AVAILABLE IN PART NO. PVC 8830 ONLY.



# PVC Schedule 40 Pipe



## PVC Schedule 40 Pipe - Plain End

PVC SCHEDULE 40 (WHITE)		PLAIN END		PVC 1120	ASTM D 1785	
PART NO.	NOM. SIZE	UPC # 611942-	AVG. OD (IN.)	MIN. WALL (IN.)	MAX WORK PRESSURE AT 23° C OR 73° F	WT. PER 100 FT. (LBS.)
PVC 4005	1/2" x 10'	06658	.840	.109	600 PSI	15.9
PVC 4005	1/2" x 20'	03922	.840	.109	600 PSI	15.9
PVC 4007	3/4" x 10'	06661	1.050	.113	480 PSI	21.1
PVC 4007	3/4" x 20'	03925	1.050	.113	480 PSI	21.1
PVC 4010	1" x 10'	06664	1.315	.133	450 PSI	31.3
PVC 4010	1" x 20'	03928	1.315	.133	450 PSI	31.3
PVC 7100*	1 1/4" x 10'	03945	1.660	.140	370 PSI	42.4
PVC 7100*	1 1/4" x 20'	03946	1.660	.140	370 PSI	42.4
PVC 7112*	1 1/2" x 10'	03947	1.900	.145	330 PSI	51.8
PVC 7112*	1 1/2" x 20'	03948	1.900	.145	330 PSI	51.8
PVC 7200*	2" x 10'	03949	2.375	.154	280 PSI	69.5
PVC 7200*	2" x 20'	03950	2.375	.154	280 PSI	69.5
PVC 4025†	2 1/2" x 20'	04205	2.875	.203	300 PSI	110.0
PVC 7300*	3" x 10'	03951	3.500	.216	260 PSI	144.2
PVC 7300*	3" x 20'	03952	3.500	.216	260 PSI	144.2
PVC 7400†	4" x 10'	03953	4.500	.237	220 PSI	205.5
PVC 7400†	4" x 20'	03954	4.500	.237	220 PSI	205.5
PVC 7500†	5" x 20'	04837	5.563	.258	190 PSI	272.5
PVC 7600†	6" x 10'	03955	6.625	.280	180 PSI	361.2
PVC 7600†	6" x 20'	03956	6.625	.280	180 PSI	361.2
PVC 7800†	8" x 10'	13087	8.625	.322	160 PSI	543.6
PVC 7800†	8" x 20'	03958	8.625	.322	160 PSI	543.6
PVC 7910†	10" x 20'	03959	10.750	.365	140 PSI	770.7
PVC 7912†	12" x 20'	03961	12.750	.406	130 PSI	1019.0
PVC 7914†	14" x 20'	04862	14.000	.437	130 PSI	1205.0
PVC 7916†	16" x 20'	04918	16.000	.500	130 PSI	1575.7

\* Dual Marked ASTM D 1785 & ASTM D 2665.

† Triple Marked ASTM D 1785 & ASTM D 2665 & ASTM F 480.

‡ Dual Marked ASTM D 1785 & ASTM F 480.

NSF Listed. Meets All Requirements of ASTM D 1784 and ASTM D 1785.

Note: When ordering, please specify plain end or bell end.



### ⚠ WARNING

Testing with or use of compressed air or gas in ABS / CPVC / PVC pipe or fittings can result in explosive failures and cause severe injury or death.

- NEVER test with or transport/store compressed air or gas in ABS / CPVC / PVC pipe or fittings.
- NEVER test ABS / CPVC / PVC pipe or fittings with compressed air or gas, or air over water boosters.
- ONLY use ABS / CPVC / PVC pipe or fittings for water or approved chemicals.
- Refer to warnings on PFFA's website and ASTM D 1785.



## PVC Schedule 40 Pipe - Bell End\*

PVC SCHEDULE 40 (WHITE)		BELL END		PVC 1120		ASTM D 1785	
PART NO.	NOM. SIZE	UPC # 611942-	AVG. OD (IN.)	MIN. WALL (IN.)	MAX WORK PRESSURE AT 23° C OR 73° F	BELL DEPTH (IN.)	WT. PER 100 FT. (LBS.)
PVC 4005B**	1/2" x 10'	04986	.840	.109	600 PSI	2.00	15.9
PVC 4005B**	1/2" x 20'	03923	.840	.109	600 PSI	2.00	15.9
PVC 4007B**	3/4" x 10'	04987	1.050	.113	480 PSI	2.25	21.1
PVC 4007B**	3/4" x 20'	03926	1.050	.113	480 PSI	2.25	21.1
PVC 4010B**	1" x 10'	04988	1.315	.133	450 PSI	2.50	31.3
PVC 4010B**	1" x 20'	03929	1.315	.133	450 PSI	2.50	31.1
PVC 4012B§	1 1/4" x 10'	04989	1.660	.140	370 PSI	2.75	42.4
PVC 4012B§	1 1/4" x 20'	03930	1.660	.140	370 PSI	2.75	42.4
PVC 4015B§	1 1/2" x 10'	04990	1.900	.145	330 PSI	3.00	51.8
PVC 4015B§	1 1/2" x 20'	03931	1.900	.145	330 PSI	3.00	51.8
PVC 4020B†	2" x 10'	04991	2.375	.154	280 PSI	4.00	69.5
PVC 4020B†	2" x 20'	03932	2.375	.154	280 PSI	4.00	69.5
PVC 4025B†	2 1/2" x 20'	04206	2.875	.203	300 PSI	4.00	110.0
PVC 7300B§	3" x 10'	04853	3.500	.216	260 PSI	4.00	147.6
PVC 4030B†	3" x 20'	03933	3.500	.216	260 PSI	4.00	144.2
PVC 7400B§	4" x 10'	04835	4.500	.237	220 PSI	5.00	212.3
PVC 9400B†	4" x 20'	03964	4.500	.237	220 PSI	5.00	210.6
PVC 7600B§	6" x 10'	04850	6.625	.280	180 PSI	6.50	379.3
PVC 9600B†	6" x 20'	03965	6.625	.280	180 PSI	6.50	373.2
PVC 7800B†	8" x 10'	09903	8.625	.322	160 PSI	7.00	556.9
PVC 9800B†	8" x 20'	03967	8.625	.322	160 PSI	7.00	564.0
PVC 7910B†	10" x 20'	03960	10.750	.365	140 PSI	9.00	781.4
PVC 7912B†	12" x 20'	03962	12.750	.406	130 PSI	10.00	1033.2
PVC 7914B†	14" x 20'	04863	14.000	.437	130 PSI	10.00	1221.8
PVC 7916B†	16" x 20'	04929	16.000	.500	130 PSI	10.00	1594.5

\* Bell dimensions meet either ASTM D 2672 or ASTM F 480, depending upon pipe diameter

\*\* ASTM D 1785

† Dual Marked ASTM D 1785 & ASTM F 480

§ Dual Marked ASTM D 1785 & ASTM D 2665

† Triple Marked ASTM D 1785 & ASTM D 2665 & ASTM F 480



## ⚠ WARNING

Testing with or use of compressed air or gas in ABS / CPVC / PVC pipe or fittings can result in explosive failures and cause severe injury or death.

AIR/GAS



- NEVER test with or transport/store compressed air or gas in ABS / CPVC / PVC pipe or fittings.
- NEVER test ABS / CPVC / PVC pipe or fittings with compressed air or gas, or air over water boosters.
- ONLY use ABS / CPVC / PVC pipe or fittings for water or approved chemicals.
- Refer to warnings on PPFA's website and ASTM D 1785.

## PVC Well Casing

PVC SCHEDULE 40 (WHITE)		BELL END WELL CASING		PVC 1120		ASTM F 480	
PART NO.	NOM. SIZE	UPC # 611942-	AVG. OD (IN.)	MIN. WALL (IN.)	BELL DEPTH (IN.)	WT. PER 100 FT. (LBS.)	
PVC 4020B	2" x 20'	03932	2.375	.154	4.00	69.5	
PVC 4025B	2 1/2" x 20'	04206	2.875	.203	4.00	110.0	
PVC 4030B	3" x 20'	03933	3.500	.216	4.00	144.2	
PVC 9400B	4" x 20'	03964	4.500	.237	5.00	210.6	
PVC 9600B	6" x 20'	03965	6.625	.280	6.50	373.2	
PVC 9800B	8" x 20'	03967	8.625	.322	7.00	564.0	
PVC 7910B	10" x 20'	03960	10.750	.365	9.00	781.4	
PVC 7912B	12" x 20'	03962	12.750	.406	10.00	1033.2	
PVC 7914B	14" x 20'	04863	14.000	.437	10.00	1221.8	
PVC 7916B	16" x 20'	04929	16.000	.500	10.00	1594.5	

## PVC SDR Pipe

PR 200	PVC 1120	BELL END		ASTM D 2241		SDR 21	
PART NO.	NOM. SIZE	UPC # 611942-	AVG. OD (IN.)	MIN. WALL (IN.)	MAX WORK PRESSURE AT 23° C OR 73° F	BELL DEPTH (IN.)	WT. PER 100 FT. (LBS.)
PVC 23155B	*1 1/2" x 20'	03991	.840	.062	315 PSI	2.00	10.0
PVC 20007B	3/4" x 10'	10742	1.050	.060	200 PSI	2.25	11.8
PVC 20007B	3/4" x 20'	03984	1.050	.060	200 PSI	2.25	11.8
PVC 20010B	1" x 20'	03986	1.315	.063	200 PSI	2.50	15.7
PVC 20012B	1 1/4" x 20'	03987	1.660	.079	200 PSI	2.75	25.5
PVC 20015B	1 1/2" x 20'	03988	1.900	.090	200 PSI	3.00	32.4
PVC 20020B	2" x 20'	03989	2.375	.113	200 PSI	4.00	50.8
PVC 20025B	2 1/2" x 20'	12976	2.875	.137	200 PSI	4.00	75.7
PVC 20030B	3" x 20'	12977	3.500	.167	200 PSI	4.00	112.4
PVC 20040B	4" x 20'	12978	4.500	.214	200 PSI	4.00	185.2
PVC 20060B	6" x 20'	12979	6.625	.316	200 PSI	6.50	402.6

\*PR 315 / SDR 13.5


**WARNING**

Testing with or use of compressed air or gas in ABS / CPVC / PVC pipe or fittings can result in explosive failures and cause severe injury or death.

- NEVER test with or transport/store compressed air or gas in ABS / CPVC / PVC pipe or fittings.
- NEVER test ABS / CPVC / PVC pipe or fittings with compressed air or gas, or air over water boosters.
- ONLY use ABS / CPVC / PVC pipe or fittings for water or approved chemicals.
- Refer to warnings on PFFA's website and ASTM D 1785.



## PVC SDR Pipe

PR 160	PVC 1120	BELL END		ASTM D 2241		SDR 26	
PART NO.	NOM. SIZE	UPC # 611942-	AVG. OD (IN.)	MIN. WALL (IN.)	MAX WORK PRESSURE AT 23° C OR 73° F	BELL DEPTH (IN.)	WT. PER 100 FT. (LBS.)
PVC 16012B	1 1/4" x 20'	04211	1.660	.064	160 PSI	2.75	21.5
PVC 16015B	1 1/2" x 20'	04210	1.900	.073	160 PSI	3.00	26.6
PVC 16020B	2" x 20'	04212	2.375	.091	160 PSI	4.00	41.4
PVC 16025B	2 1/2" x 20'	12980	2.875	.110	160 PSI	4.00	61.4
PVC 16030B	3" x 20'	04222	3.500	.135	160 PSI	4.00	90.8
PVC 16040B	4" x 20'	12981	4.500	.173	160 PSI	4.00	149.8
PVC 16060B	6" x 20'	12982	6.625	.255	160 PSI	6.50	325.0

Note: When ordering, please specify plain end or bell end.


**WARNING**

Testing with or use of compressed air or gas in ABS / CPVC / PVC pipe or fittings can result in explosive failures and cause severe injury or death.

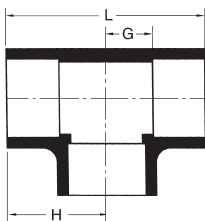
- NEVER test with or transport/store compressed air or gas in ABS / CPVC / PVC pipe or fittings.
- NEVER test ABS / CPVC / PVC pipe or fittings with compressed air or gas, or air over water boosters.
- ONLY use ABS / CPVC / PVC pipe or fittings for water or approved chemicals.
- Refer to warnings on PFFA's website and ASTM D 1785.



**Tee**

SxSxS

PVC PART NO. 2400

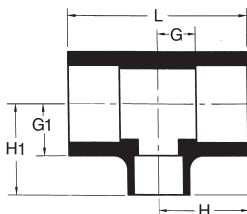


Size	Universal Part Number	L	H	G	Approx. Wt. (Lbs)
1/2	401-005	2 1/2	1 1/4	1/2	0.067
3/4	401-007	3	1 1/2	9/16	0.079
1	401-010	3 1/8	1 9/16	1 1/16	0.136
1 1/4	401-012	4 1/4	2 1/8	7/8	0.310
1 1/2	401-015	4 5/8	2 5/16	1	0.340
2	401-020	4 13/16	2 13/32	1 1/4	0.412
2 1/2	401-025	6 9/16	3 9/32	1 1/2	0.944
3	401-030	7 5/8	3 13/16	1 13/16	1.361
4	401-040	8 3/4	4 3/8	2 5/16	2.212
6	401-060	14	7	3 1/2	7.158
8	401-080	17 1/8	8 9/16	4 1/2	12.332

**Reducing Tee**

S x S x S

PVC PART NO. 2400



Size	Universal Part Number	L	H	G	H1	G1	Apprx. Wt. (Lbs.)
1/2 x 1/2 x 3/4	401-074	2 <sup>7</sup> / <sub>8</sub>	1 <sup>7</sup> / <sub>16</sub>	1 <sup>1</sup> / <sub>16</sub>	1 <sup>17</sup> / <sub>32</sub>	1 <sup>7</sup> / <sub>32</sub>	0.082
3/4 x 1/2 x 1/2	401-094	2 <sup>5</sup> / <sub>8</sub>	1 <sup>1</sup> / <sub>4</sub>	5 <sup>5</sup> / <sub>8</sub>	1 <sup>3</sup> / <sub>8</sub>	5 <sup>5</sup> / <sub>8</sub>	0.106
3/4 x 1/2 x 3/4	401-095	3 <sup>1</sup> / <sub>4</sub>	*	3 <sup>3</sup> / <sub>4</sub>	1 <sup>21</sup> / <sub>32</sub>	2 <sup>1</sup> / <sub>32</sub>	0.106
3/4 x 3/4 x 1/2	401-101	3 <sup>1</sup> / <sub>8</sub>	1 <sup>9</sup> / <sub>16</sub>	9 <sup>9</sup> / <sub>16</sub>	1 <sup>3</sup> / <sub>8</sub>	5 <sup>5</sup> / <sub>8</sub>	0.106
3/4 x 3/4 x 1	401-102	3 <sup>5</sup> / <sub>8</sub>	1 <sup>13</sup> / <sub>16</sub>	1 <sup>3</sup> / <sub>16</sub>	1 <sup>25</sup> / <sub>32</sub>	2 <sup>1</sup> / <sub>32</sub>	0.134
1 x 3/4 x 3/4	401-125	3 <sup>1</sup> / <sub>8</sub>	1 <sup>1</sup> / <sub>2</sub>	3 <sup>3</sup> / <sub>4</sub>	1 <sup>1</sup> / <sub>2</sub>	3 <sup>3</sup> / <sub>4</sub>	0.130
1 x 1 x 1/2	401-130	3 <sup>3</sup> / <sub>8</sub>	1 <sup>11</sup> / <sub>16</sub>	9 <sup>9</sup> / <sub>16</sub>	1 <sup>5</sup> / <sub>8</sub>	7 <sup>7</sup> / <sub>8</sub>	0.134
1 x 1 x 3/4	401-131	3 <sup>9</sup> / <sub>16</sub>	1 <sup>25</sup> / <sub>32</sub>	5 <sup>5</sup> / <sub>8</sub>	1 <sup>13</sup> / <sub>16</sub>	1 <sup>3</sup> / <sub>16</sub>	0.148
1 1/4 x 1 1/4 x 1/2	401-166	3 <sup>1</sup> / <sub>2</sub>	1 <sup>3</sup> / <sub>4</sub>	1 <sup>1</sup> / <sub>2</sub>	1 <sup>5</sup> / <sub>8</sub>	7 <sup>7</sup> / <sub>8</sub>	0.196
1 1/4 x 1 1/4 x 3/4	401-167	3 <sup>13</sup> / <sub>16</sub>	1 <sup>29</sup> / <sub>32</sub>	1 <sup>1</sup> / <sub>16</sub>	2	1	0.226
1 1/4 x 1 1/4 x 1	401-168	4 <sup>1</sup> / <sub>16</sub>	2 <sup>1</sup> / <sub>32</sub>	1 <sup>3</sup> / <sub>16</sub>	2 <sup>1</sup> / <sub>8</sub>	1	0.256
1 1/2 x 1 1/2 x 1/2	401-209	3 <sup>3</sup> / <sub>4</sub>	1 <sup>7</sup> / <sub>8</sub>	9 <sup>9</sup> / <sub>16</sub>	1 <sup>7</sup> / <sub>8</sub>	1 <sup>1</sup> / <sub>8</sub>	0.234
1 1/2 x 1 1/2 x 3/4	401-210	3 <sup>15</sup> / <sub>16</sub>	1 <sup>31</sup> / <sub>32</sub>	2 <sup>1</sup> / <sub>32</sub>	2	1	0.256
1 1/2 x 1 1/2 x 1	401-211	4 <sup>1</sup> / <sub>4</sub>	2 <sup>1</sup> / <sub>8</sub>	1 <sup>3</sup> / <sub>16</sub>	2 <sup>7</sup> / <sub>32</sub>	1 <sup>3</sup> / <sub>32</sub>	0.294
2 x 2 x 3/4	401-248	4 <sup>1</sup> / <sub>16</sub>	2 <sup>1</sup> / <sub>32</sub>	2 <sup>1</sup> / <sub>32</sub>	2 <sup>3</sup> / <sub>8</sub>	1 <sup>3</sup> / <sub>8</sub>	0.320
2 x 2 x 1	401-249	4 <sup>3</sup> / <sub>8</sub>	2 <sup>3</sup> / <sub>16</sub>	1 <sup>3</sup> / <sub>16</sub>	2 <sup>17</sup> / <sub>32</sub>	1 <sup>3</sup> / <sub>8</sub>	0.383
2 x 2 x 1 1/4	401-250	4 <sup>3</sup> / <sub>4</sub>	2 <sup>3</sup> / <sub>8</sub>	1	2 <sup>5</sup> / <sub>8</sub>	1 <sup>3</sup> / <sub>8</sub>	0.436
2 x 2 x 1 1/2	401-251	5	2 <sup>1</sup> / <sub>2</sub>	1 <sup>1</sup> / <sub>8</sub>	2 <sup>11</sup> / <sub>16</sub>	1 <sup>3</sup> / <sub>8</sub>	0.479
3 x 3 x 2	401-338	6 <sup>11</sup> / <sub>16</sub>	3 <sup>11</sup> / <sub>32</sub>	1 <sup>11</sup> / <sub>32</sub>	3 <sup>3</sup> / <sub>16</sub>	1 <sup>13</sup> / <sub>16</sub>	1.100
3 x 3 x 1/2	401-333	7 <sup>3</sup> / <sub>8</sub>	3 <sup>3</sup> / <sub>4</sub>	1 <sup>7</sup> / <sub>8</sub>	2 <sup>5</sup> / <sub>8</sub>	2	1.223
3 x 3 x 3/4	401-334	7 <sup>3</sup> / <sub>8</sub>	3 <sup>3</sup> / <sub>4</sub>	1 <sup>7</sup> / <sub>8</sub>	2 <sup>5</sup> / <sub>8</sub>	1 <sup>7</sup> / <sub>8</sub>	1.221
3 x 3 x 1	401-335	7 <sup>3</sup> / <sub>8</sub>	3 <sup>3</sup> / <sub>4</sub>	1 <sup>7</sup> / <sub>8</sub>	2 <sup>7</sup> / <sub>8</sub>	2	1.236
3 x 3 x 1 1/4	401-336	7 <sup>3</sup> / <sub>8</sub>	3 <sup>3</sup> / <sub>4</sub>	1 <sup>7</sup> / <sub>8</sub>	2 <sup>7</sup> / <sub>8</sub>	2	1.234
3 x 3 x 1 1/2	401-337	7 <sup>3</sup> / <sub>8</sub>	3 <sup>3</sup> / <sub>4</sub>	1 <sup>7</sup> / <sub>8</sub>	3	1 <sup>7</sup> / <sub>8</sub>	2.483
4 x 4 x 3/4	401-416	8 <sup>5</sup> / <sub>8</sub>	4 <sup>3</sup> / <sub>8</sub>	2 <sup>3</sup> / <sub>8</sub>	3 <sup>1</sup> / <sub>4</sub>	2 <sup>1</sup> / <sub>2</sub>	2.019
4 x 4 x 1	401-417	8 <sup>5</sup> / <sub>8</sub>	4 <sup>3</sup> / <sub>8</sub>	2 <sup>3</sup> / <sub>8</sub>	3 <sup>3</sup> / <sub>8</sub>	2 <sup>1</sup> / <sub>2</sub>	2.039
4 x 4 x 1 1/4	401-418	8 <sup>5</sup> / <sub>8</sub>	4 <sup>3</sup> / <sub>8</sub>	2 <sup>3</sup> / <sub>8</sub>	3 <sup>1</sup> / <sub>2</sub>	2 <sup>1</sup> / <sub>2</sub>	2.029
4 x 4 x 1 1/2	401-419	8 <sup>5</sup> / <sub>8</sub>	4 <sup>3</sup> / <sub>8</sub>	2 <sup>3</sup> / <sub>8</sub>	3 <sup>5</sup> / <sub>8</sub>	2 <sup>1</sup> / <sub>2</sub>	2.036
4 x 4 x 2	401-420	6 <sup>13</sup> / <sub>16</sub>	3 <sup>13</sup> / <sub>32</sub>	1 <sup>11</sup> / <sub>32</sub>	3 <sup>7</sup> / <sub>8</sub>	2 <sup>1</sup> / <sub>2</sub>	1.594
4 x 4 x 3	401-422	8 <sup>1</sup> / <sub>8</sub>	4 <sup>1</sup> / <sub>16</sub>	2	4 <sup>3</sup> / <sub>8</sub>	2 <sup>3</sup> / <sub>8</sub>	1.982
6 x 6 x 4	401-532	12 <sup>1</sup> / <sub>16</sub>	6 <sup>1</sup> / <sub>32</sub>	2 <sup>17</sup> / <sub>32</sub>	5 <sup>5</sup> / <sub>8</sub>	3 <sup>9</sup> / <sub>16</sub>	4.900

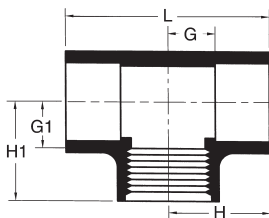
\* H dimension on left side = 1 1/2

H dimension on right side = 1 1/4

**Tee**

S x S x FPT

PVC PART NO. 2401

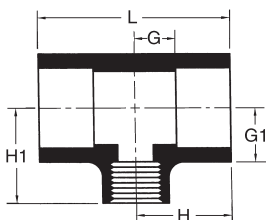


Size	Universal Part Number	L	H	G	H1	G1	Approx. Wt. (Lbs.)
1/2	402-005	2 <sup>9</sup> / <sub>16</sub>	1 <sup>9</sup> / <sub>32</sub>	1 <sup>7</sup> / <sub>32</sub>	1 <sup>9</sup> / <sub>32</sub>	1/2	0.077
3/4	402-007	3 <sup>5</sup> / <sub>16</sub>	1 <sup>21</sup> / <sub>32</sub>	2 <sup>1</sup> / <sub>32</sub>	1 <sup>13</sup> / <sub>32</sub>	5/8	0.130
1	402-010	3 <sup>13</sup> / <sub>16</sub>	1 <sup>29</sup> / <sub>32</sub>	2 <sup>5</sup> / <sub>32</sub>	1 <sup>29</sup> / <sub>32</sub>	7/8	0.184
1 1/4	402-012	4 <sup>15</sup> / <sub>32</sub>	2 1/4	1	2	1	0.292
1 1/2	402-015	4 <sup>7</sup> / <sub>8</sub>	2 <sup>7</sup> / <sub>16</sub>	1 1/8	2 <sup>7</sup> / <sub>16</sub>	1 <sup>5</sup> / <sub>32</sub>	0.408
2	402-020	5 1/2	2 <sup>3</sup> / <sub>4</sub>	1 <sup>3</sup> / <sub>8</sub>	2 <sup>7</sup> / <sub>16</sub>	1 <sup>5</sup> / <sub>8</sub>	0.535

**Reducing Tee**

S x S x FPT

PVC PART NO. 2401

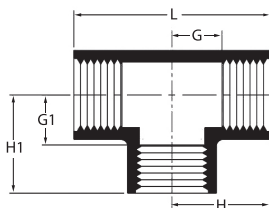


Size	Universal Part Number	L	H	G	H1	G1	Approx. Wt. (Lbs.)
3/4 x 3/4 x 1/2	402-101	3 <sup>1</sup> / <sub>8</sub>	1 <sup>9</sup> / <sub>16</sub>	9/16	1 <sup>13</sup> / <sub>32</sub>	5/8	0.122
1 x 1 x 1/2	402-130	3 <sup>5</sup> / <sub>16</sub>	1 <sup>21</sup> / <sub>32</sub>	1 <sup>7</sup> / <sub>32</sub>	1 <sup>17</sup> / <sub>32</sub>	2 <sup>5</sup> / <sub>32</sub>	0.142
1 x 1 x 3/4	402-131	3 <sup>9</sup> / <sub>16</sub>	1 <sup>25</sup> / <sub>32</sub>	2 <sup>1</sup> / <sub>32</sub>	1 <sup>3</sup> / <sub>4</sub>	1 <sup>1</sup> / <sub>32</sub>	0.158
1 1/4 x 1 1/4 x 1/2	402-166	3 <sup>9</sup> / <sub>16</sub>	1 <sup>25</sup> / <sub>32</sub>	1 <sup>7</sup> / <sub>32</sub>	1 <sup>23</sup> / <sub>32</sub>	1	0.202
1 1/4 x 1 1/4 x 3/4	402-167	3 <sup>13</sup> / <sub>16</sub>	1 <sup>29</sup> / <sub>32</sub>	2 <sup>1</sup> / <sub>32</sub>	1 <sup>15</sup> / <sub>16</sub>	1 1/4	0.232
1 1/4 x 1 1/4 x 1	402-168	4 <sup>1</sup> / <sub>8</sub>	2 <sup>1</sup> / <sub>16</sub>	1 <sup>3</sup> / <sub>16</sub>	2 <sup>1</sup> / <sub>8</sub>	1 1/8	0.280
1 1/2 x 1 1/2 x 1/2	402-209	3 <sup>1</sup> / <sub>2</sub>	1 <sup>3</sup> / <sub>4</sub>	1 <sup>5</sup> / <sub>32</sub>	1 <sup>13</sup> / <sub>16</sub>	1 1/16	0.230
1 1/2 x 1 1/2 x 3/4	402-210	3 <sup>29</sup> / <sub>32</sub>	1 <sup>31</sup> / <sub>32</sub>	2 <sup>1</sup> / <sub>32</sub>	1 <sup>13</sup> / <sub>16</sub>	1	0.256
1 1/2 x 1 1/2 x 1	402-211	4 <sup>1</sup> / <sub>4</sub>	2 <sup>1</sup> / <sub>8</sub>	1 <sup>3</sup> / <sub>16</sub>	2 <sup>1</sup> / <sub>4</sub>	1 1/4	0.326
2 x 2 x 1/2	402-247	4 <sup>7</sup> / <sub>8</sub>	2 <sup>3</sup> / <sub>8</sub>	1 1/4	2	1 <sup>3</sup> / <sub>8</sub>	0.419
2 x 2 x 3/4	402-248	4 <sup>7</sup> / <sub>8</sub>	2 <sup>3</sup> / <sub>8</sub>	1 1/4	2 <sup>1</sup> / <sub>8</sub>	1 <sup>3</sup> / <sub>8</sub>	0.414
2 x 2 x 1	402-249	4 <sup>3</sup> / <sub>8</sub>	2 <sup>3</sup> / <sub>16</sub>	1 <sup>3</sup> / <sub>16</sub>	2 <sup>3</sup> / <sub>16</sub>	1 <sup>5</sup> / <sub>16</sub>	0.420
2 x 2 x 1 1/2	402-251	4 <sup>7</sup> / <sub>8</sub>	2 <sup>3</sup> / <sub>8</sub>	1 1/4	2 <sup>3</sup> / <sub>8</sub>	1 <sup>3</sup> / <sub>8</sub>	0.455

**Tee**

FPT x FPT x FPT

PVC PART NO. 2402

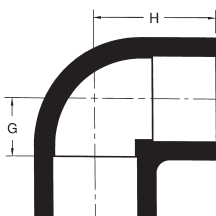


Size	Universal Part Number	L	H	G	H1	G1	Approx. Wt. (Lbs.)
1/2	405-005	2 1/2	1 1/4	1/2	1 1/4	1/2	0.700
3/4	405-007	2 5/8	1 3/8	5/8	1 3/8	5/8	0.990

**90 Degree Elbow**

S x S

PVC PART NO. 2300

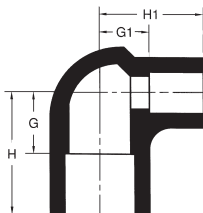


Size	Universal Part Number	H	G	Approx. Wt. (Lbs.)
1/2	406-005	1 1/4	1/2	0.048
3/4	406-007	1 5/16	9/16	0.055
1	406-010	1 9/32	1 1/16	0.100
1 1/4	406-012	2 1/8	7/8	0.200
1 1/2	406-015	2 1/8	1	0.256
2	406-020	2 7/16	19/32	0.316
2 1/2	406-025	3 1/4	1 1/2	0.770
3	406-030	3 13/16	1 13/16	1.040
4	406-040	4 3/8	2 5/16	1.722
6	406-060	6 15/16	3 7/16	5.234
8	406-080	8 1/2	4 1/2	9.139

**Reducing 90 Degree Elbow**

S x S

PVC PART NO. 2300

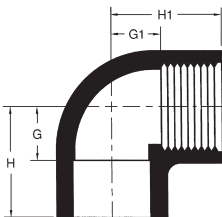


Size	Universal Part Number	H	G	H1	G1	Approx. Wt. (Lbs.)
3/4 x 1/2	406-101	1 <sup>17</sup> / <sub>32</sub>	1 <sup>7</sup> / <sub>32</sub>	1 <sup>9</sup> / <sub>32</sub>	1 <sup>7</sup> / <sub>32</sub>	0.070
1 x 1/2	406-130	1 <sup>11</sup> / <sub>16</sub>	9/16	1 <sup>9</sup> / <sub>16</sub>	1 <sup>3</sup> / <sub>16</sub>	0.116
1 x 3/4	406-131	1 <sup>25</sup> / <sub>32</sub>	2 <sup>1</sup> / <sub>32</sub>	1 <sup>25</sup> / <sub>32</sub>	2 <sup>5</sup> / <sub>32</sub>	0.128

**90 Degree Elbow**

S x FPT

PVC PART NO. 2301

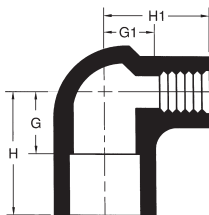


Size	Universal Part Number	H	G	H1	G1	Approx. Wt. (Lbs.)
1/2	407-005	1 <sup>1</sup> / <sub>4</sub>	1/2	1 <sup>1</sup> / <sub>4</sub>	1 <sup>5</sup> / <sub>32</sub>	0.064
3/4	407-007	1 <sup>9</sup> / <sub>16</sub>	9/16	1 <sup>11</sup> / <sub>32</sub>	9/16	0.100
1	407-010	1 <sup>13</sup> / <sub>16</sub>	2 <sup>3</sup> / <sub>32</sub>	1 <sup>7</sup> / <sub>8</sub>	7/8	0.166
1 <sup>1</sup> / <sub>4</sub>	407-012	2 <sup>5</sup> / <sub>32</sub>	1 <sup>5</sup> / <sub>16</sub>	2 <sup>1</sup> / <sub>4</sub>	1 <sup>1</sup> / <sub>4</sub>	0.293
1 <sup>1</sup> / <sub>2</sub>	407-015	2 <sup>9</sup> / <sub>32</sub>	1	2 <sup>5</sup> / <sub>16</sub>	1 <sup>1</sup> / <sub>4</sub>	0.355
2	407-020	2 <sup>11</sup> / <sub>16</sub>	1 <sup>5</sup> / <sub>16</sub>	2 <sup>1</sup> / <sub>2</sub>	1 <sup>5</sup> / <sub>16</sub>	0.534

**Reducing 90 Degree Elbow**

S x FPT

PVC PART NO. 2301

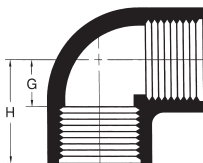


Size	Universal Part Number	H	G	H1	G1	Approx. Wt. (Lbs.)
3/4 X 1/2	407-101	1 1/2	1/2	1 3/8	19/32	0.102
1 X 1/2	407-130	1 5/8	1/2	1 17/32	3/4	0.126
1 X 3/4	407-131	1 25/32	21/32	1 19/32	27/32	0.135

**90 Degree Elbow**

FPT x FPT

PVC PART NO. 2302

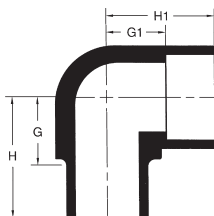


Size	Universal Part Number	H	G	Approx. Wt. (Lbs)
1/2	408-005	1 5/16	17/32	0.070
3/4	408-007	1 15/32	5/8	0.098
1	408-101	1 13/16	13/16	0.164

**90 Degree Street Elbow**

SPG x S

PVC PART NO. 2304

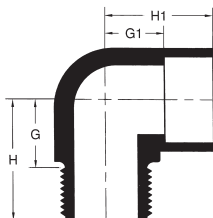


Size	Universal Part Number	H	G	H1	G1	Approx. Wt. (Lbs.)
1/2	409-005	1 1/2	3/4	1 5/32	1 3/32	0.050
3/4	409-007	1 19/32	13/16	1 3/8	9/16	0.077
1	409-010	1 15/16	1	1 13/16	1 1/16	0.127
1 1/4	409-012	2 7/16	1 7/32	2 3/16	1 5/16	0.225
1 1/2	409-015	2 7/16	1 1/4	2 7/16	1 5/32	0.292
2	409-020	2 23/32	1 15/32	2 3/4	1 3/8	0.426

**90 Degree Street Elbow**

MPT x S

PVC PART NO. 2306

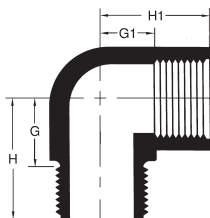


Size	Universal Part Number	H	G	H1	G1	Approx. Wt. (Lbs.)
1/2	410-005	1 1/2	3/4	1 5/32	1 3/32	0.048
3/4	410-007	1 17/32	2 5/32	1 3/8	9/16	0.076
1	410-010	2 1/8	1	1 13/16	1 1/16	0.135
1 1/4	410-012	2 1/4	1 1/4	2 3/16	1 5/16	0.219
1 1/2	410-015	2 13/32	1 13/32	2 5/16	1	0.276
2	410-020	2 17/32	1 17/32	2 25/32	1 3/8	0.436

**90 Degree Street Elbow**

MPT x FPT

PVC PART NO. 2307

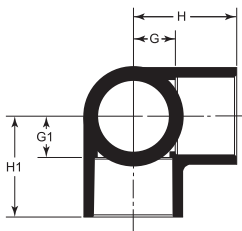


Size	Universal Part Number	H	G	H1	G1	Approx. Wt. (Lbs.)
1/2	412-005	1 <sup>15</sup> / <sub>32</sub>	2 <sup>3</sup> / <sub>32</sub>	1 <sup>1</sup> / <sub>8</sub>	3/8	0.052
3/4	412-007	1 <sup>19</sup> / <sub>32</sub>	2 <sup>3</sup> / <sub>32</sub>	1 <sup>5</sup> / <sub>16</sub>	9/16	0.080

**Side Outlet Elbow**

S x S x S

PVC PART NO. 2510

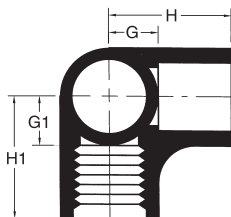


Size	Universal Part Number	G	H	G1	H1	Approx. Wt. (Lbs.)
1/2	413-005	1/2	1 <sup>1</sup> / <sub>4</sub>	1/2	1 <sup>1</sup> / <sub>4</sub>	0.062
3/4	413-007	9/16	1 <sup>3</sup> / <sub>8</sub>	9/16	1 <sup>3</sup> / <sub>8</sub>	0.090
1	413-010	1 <sup>1</sup> / <sub>16</sub>	1 <sup>9</sup> / <sub>16</sub>	1 <sup>1</sup> / <sub>16</sub>	1 <sup>9</sup> / <sub>16</sub>	0.147

**Side Outlet Elbow**

S x S x FPT

PVC PART NO. 2520

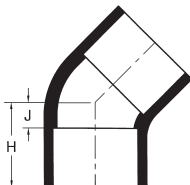


Size	Universal Part Number	H	G	H1	G1	Approx. Wt. (Lbs.)
3/4 x 3/4 x 1/2	414-101	1 <sup>9</sup> / <sub>16</sub>	9/16	1 <sup>1</sup> / <sub>2</sub>	3/4	0.112
3/4 x 3/4 x 3/4	414-007	1 <sup>9</sup> / <sub>16</sub>	9/16	1 <sup>15</sup> / <sub>32</sub>	2 <sup>1</sup> / <sub>32</sub>	0.096

**45 Degree Elbow**

S x S

PVC PART NO. 2309

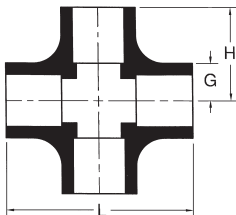


Size	Universal Part Number	H	J	Approx. Wt. (Lbs)
1/2	417-005	1 1/16	5/16	0.040
3/4	417-007	1 1/16	11/32	0.047
1	417-010	1 7/16	5/16	0.120
1 1/4	417-012	1 3/4	1/2	0.176
1 1/2	417-015	1 29/32	19/32	0.216
2	417-020	1 31/32	21/32	0.338
2 1/2	417-025	2 7/16	1 1/16	0.556
3	417-030	2 27/32	27/32	0.835
4	417-040	3 3/32	1 1/32	1.296
6	417-060	5 1/8	1 5/8	3.878
8	417-080	6 3/4	2 1/4	7.912

**Cross**

S x S x S x S

PVC PART NO. 2410

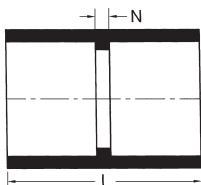


Size	Universal Part Number	L	H	G	Approx. Wt. (Lbs)
1/2	420-005	2 9/16	1 9/32	1 7/32	0.080
3/4	420-007	3 5/16	1 21/32	2 1/32	0.152
1	420-010	3 7/8	1 15/16	1 3/16	0.222
1 1/4	420-012	4 1/2	2 1/4	1	0.372
1 1/2	420-015	4 7/8	2 7/16	1 1/8	0.450
2	420-020	5 1/2	2 3/4	1 3/8	0.678

**Coupling**

S x S

PVC PART NO. 2100

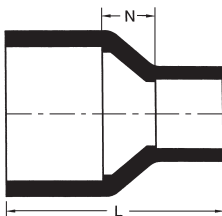


Size	Universal Part Number	L	N	Approx. Wt. (Lbs)
1/2	429-005	1 7/8	1/8	0.028
3/4	429-007	1 11/16	3/32	0.038
1	429-010	2 3/32	3/32	0.067
1 1/4	429-012	2 5/8	1/8	0.136
1 1/2	429-015	2 3/4	1/8	0.116
2	429-020	2 7/8	1/8	0.165
2 1/2	429-025	3 25/32	3/16	0.444
3	429-030	4 1/32	3/16	0.786
4	429-040	4 3/4	3/16	0.966
6	429-060	6 9/32	9/32	2.218
8	429-080	8 11/32	1/4	4.370

**Reducing Coupling**

S x S

PVC PART NO. 2100

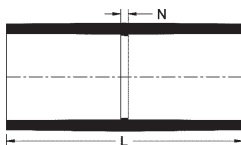


Size	Universal Part Number	L	N	Approx. Wt. (Lbs)
3/4 x 1/2	429-101	1 7/8	1/8	0.052
1 x 3/4	429-131	2 1/4	1/8	0.080

**Deep Socket Coupling**

S x S

PVC PART NO. 2100 D

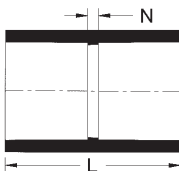


Size	Universal Part Number	L	N	Approx. Wt. (Lbs)
1/2	479-005	2 7/8	1/8	0.060
3/4	479-007	3	7/32	0.072
1	479-010	3 5/8	1/8	0.141

**Nested Coupling**

ALL SOC / SLIP

PVC PART NO. 2100 N



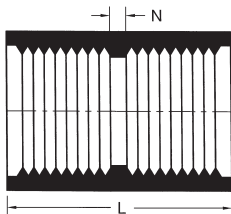
Size	Universal Part Number	L	N	Approx. Wt. (Lbs)
1/2*	477-005	1 1/2	3/32	0.024
3/4**	477-007	1 7/8	1/8	0.043
1***	477-010	1 7/8	1/8	0.078

- \* Goes over 1/2" pipe or inside 3/4" socket
- \*\* Goes over 3/4" pipe or inside 1" socket
- \*\*\* Goes over 1" pipe or inside 1 1/4" socket

**Coupling**

FPT x FPT

PVC PART NO. 2102

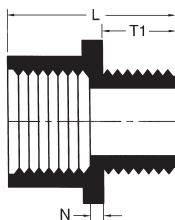


Size	Universal Part Number	L	N	Approx. Wt. (Lbs)
1/2	430-005	1 5/8	7/32	0.039
3/4	430-007	1 3/4	11/32	0.052

**Riser Extension**

FPT x MPT

PVC PART NO. 2103

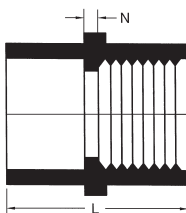


Size	Universal Part Number	L	N	T1	Approx. Wt. (Lbs)
1/2 X 1/2	434-005	2 1/16	9/16	3/4	0.042

**Female Adapter**

S x FPT

PVC PART NO. 2101

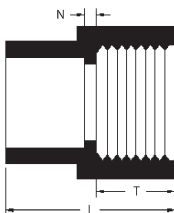


Size	Universal Part Number	L	N	Approx. Wt. (Lbs)
1/2	435-005	1 27/32	1/8	0.053
3/4	435-007	2 3/32	1/16	0.067
1	435-010	2 3/32	1/16	0.108
1 1/4	435-012	2 5/8	1/8	0.164
1 1/2	435-015	2 7/16	5/32	0.148
2	435-020	2 3/8	1/8	0.186
2 1/2	435-025	3 17/32	3/16	0.440
3	435-030	3 13/16	3/16	0.604
4	435-040	3 15/16	3/16	0.884

**Reducing Female Adapter**

S x FPT

PVC PART NO. 2104

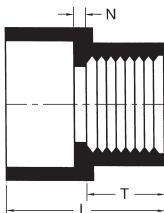


Size	Universal Part Number	L	N	T	Approx. Wt. (Lbs)
1/2 X 3/4	435-074	1 <sup>25</sup> / <sub>32</sub>	3/32	1	0.053

**Reducing Female Adapter**

S x FPT

PVC PART NO. 2101

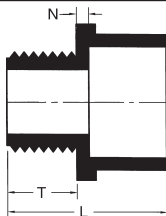


Size	Universal Part Number	L	N	T	Approx. Wt. (Lbs)
3/4 X 1/2	435-101	2	1/8	7/8	0.059
3/4 X 1	435-102	1 <sup>15</sup> / <sub>16</sub>	3/32	1 <sup>1</sup> / <sub>8</sub>	0.090
1 X 3/4	435-131	2 <sup>3</sup> / <sub>32</sub>	5/32	1 <sup>3</sup> / <sub>16</sub>	0.075

**Male Adapter**

MPT x S

PVC PART NO. 2109

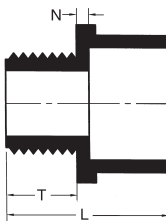


Size	Universal Part Number	L	N	T	Approx. Wt. (Lbs)
1/2	436-005	1 <sup>19</sup> / <sub>32</sub>	5/32	1 <sup>11</sup> / <sub>16</sub>	0.029
3/4	436-007	1 <sup>5</sup> / <sub>8</sub>	5/32	2 <sup>3</sup> / <sub>32</sub>	0.037
1	436-010	2 <sup>3</sup> / <sub>16</sub>	3/16	7/8	0.080
1 1/4	436-012	2 <sup>7</sup> / <sub>16</sub>	3/16	1	0.122
1 1/2	436-015	2 <sup>7</sup> / <sub>16</sub>	3/16	1 <sup>5</sup> / <sub>16</sub>	0.144
2	436-020	2 <sup>21</sup> / <sub>32</sub>	7/32	1 <sup>1</sup> / <sub>32</sub>	0.234
2 1/2	436-025	3 <sup>19</sup> / <sub>32</sub>	7/32	1 <sup>5</sup> / <sub>8</sub>	0.388
3	436-030	3 <sup>7</sup> / <sub>8</sub>	7/32	1 <sup>5</sup> / <sub>32</sub>	0.546
4	436-040	3 <sup>31</sup> / <sub>32</sub>	1/4	1 <sup>11</sup> / <sub>16</sub>	0.820
6	436-060	5 <sup>3</sup> / <sub>4</sub>	2 <sup>1</sup> / <sub>32</sub>	1 <sup>9</sup> / <sub>16</sub>	2.114

**Reducing Male Adapter**

MPT x S

PVC PART NO. 2110

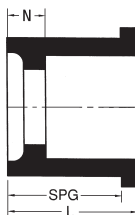


Size	Universal Part Number	L	N	T	Approx. Wt. (Lbs)
1/2 x 3/4	436-074	1 <sup>5</sup> / <sub>8</sub>	5/32	3/4	0.036
3/4 x 1/2	436-101	1 <sup>5</sup> / <sub>8</sub>	1/8	3/4	0.031
3/4 x 1	436-102	2 <sup>1</sup> / <sub>16</sub>	3/16	3/4	0.065
1 x 3/4	436-131	2 <sup>1</sup> / <sub>8</sub>	0	1 1/8	0.061
1 x 1 1/4	436-132	2 <sup>11</sup> / <sub>32</sub>	7/32	7/8	0.112
1 1/4 x 1	436-168	2 <sup>3</sup> / <sub>8</sub>	3/16	1	0.107
1 1/4 x 1 1/2	436-169	2 <sup>1</sup> / <sub>2</sub>	3/16	1	0.152
1 1/2 x 1 1/4	436-212	2 <sup>13</sup> / <sub>32</sub>	7/32	1 <sup>5</sup> / <sub>16</sub>	0.132
1 1/2 x 2	436-213	2 <sup>9</sup> / <sub>16</sub>	7/32	1 <sup>5</sup> / <sub>16</sub>	0.207
2 x 1 1/2	436-251	2 <sup>9</sup> / <sub>16</sub>	1/4	1 <sup>1</sup> / <sub>32</sub>	0.192

**Reducer Bushing, Flush Style**

SPG x S

PVC PART NO. 2107

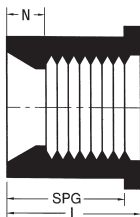


Size	Universal Part Number	L	SPG	N	Approx. Wt. (Lbs)
3/4 x 1/2	437-101	1 1/32	25/32	1/8	0.023
1 x 1/2	437-130	1 3/16	15/16	9/32	0.052
1 x 3/4	437-131	1 3/16	15/16	3/16	0.038
1 1/4 x 3/4	437-167	1 1/2	1 1/4	1/2	0.112
1 1/4 x 1	437-168	1 9/16	1 1/4	7/16	0.069
1 1/2 x 1/2	437-209	1 15/16	15/32	23/32	0.112
1 1/2 x 3/4	437-210	1 1/2	1 3/16	1/2	0.118
1 1/2 x 1	437-211	1 1/2	15/32	11/32	0.114
1 1/2 x 1 1/4	437-212	1 1/2	1 3/16	1/4	0.062
2 x 3/4	437-248	1 19/32	17/32	19/32	0.164
2 x 1	437-249	1 5/8	17/32	1/2	0.170
2 x 1 1/4	437-250	1 5/8	1 1/4	3/8	0.205
2 x 1 1/2	437-251	1 5/8	17/32	15/32	0.148
2 1/2 x 2	437-292	2 5/32	1 3/4	25/32	0.270
3 x 1	437-335	2 7/16	2	1 17/32	0.459
3 x 2	437-338	2 9/32	1 7/8	29/32	0.497
3 x 2 1/2	437-339	2 9/32	1 7/8	17/32	0.420
4 x 2	437-420	2 5/16	2 1/16	15/16	0.888
4 x 3	437-422	2 11/32	2 1/16	3/8	0.736
6 x 4	437-532	3 3/8	3	1 11/32	2.001
8 x 4	437-582	4 11/16	4 1/16	2 5/8	3.712
8 x 6	437-585	4 11/16	4 1/16	1 5/8	3.852

**Reducer Bushing, Flush Style**

SPG x FPT

PVC PART NO. 2108

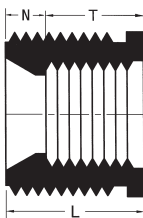


Size	Universal Part Number	L	SPG	N	Approx. Wt. (Lbs)
$\frac{3}{4} \times \frac{1}{2}$	438-101	$1\frac{1}{16}$	$\frac{25}{32}$	$\frac{9}{32}$	0.029
$1 \times \frac{1}{2}$	438-130	$1\frac{3}{16}$	$\frac{15}{16}$	$\frac{7}{16}$	0.053
$1 \times \frac{3}{4}$	438-131	$1\frac{3}{16}$	$\frac{15}{16}$	$\frac{15}{32}$	0.042
$1\frac{1}{4} \times \frac{1}{2}$	438-166	$1\frac{9}{16}$	$1\frac{1}{4}$	$\frac{7}{8}$	0.120
$1\frac{1}{4} \times \frac{3}{4}$	438-167	$1\frac{9}{16}$	$1\frac{1}{4}$	$\frac{13}{16}$	0.115
$1\frac{1}{4} \times 1$	438-168	$1\frac{9}{16}$	$1\frac{1}{4}$	$\frac{9}{16}$	0.092
$1\frac{1}{2} \times \frac{1}{2}$	438-209	$1\frac{11}{16}$	$\frac{15}{16}$	$\frac{11}{32}$	0.107
$1\frac{1}{2} \times \frac{3}{4}$	438-210	$1\frac{11}{16}$	$\frac{15}{16}$	$\frac{13}{32}$	0.163
$1\frac{1}{2} \times 1$	438-211	$1\frac{23}{32}$	$\frac{15}{16}$	$\frac{3}{4}$	0.150
$1\frac{1}{2} \times 1\frac{1}{4}$	438-212	$1\frac{23}{32}$	$\frac{15}{16}$	$\frac{23}{32}$	0.100
$2 \times \frac{1}{2}$	438-247	$1\frac{25}{32}$	$\frac{13}{8}$	$\frac{11}{32}$	0.214
$2 \times \frac{3}{4}$	438-248	$1\frac{25}{32}$	$\frac{13}{8}$	1	0.221
$2 \times 1$	438-249	$1\frac{25}{32}$	$\frac{13}{8}$	$\frac{3}{4}$	0.225
$2 \times 1\frac{1}{2}$	438-251	$1\frac{13}{16}$	$\frac{13}{8}$	$\frac{25}{32}$	0.185
$3 \times 2$	438-338	$\frac{29}{32}$	$\frac{17}{8}$	$\frac{17}{32}$	0.638
$3 \times 2\frac{1}{2}$	438-339	$\frac{25}{16}$	$1\frac{29}{32}$	$\frac{27}{32}$	0.490
$4 \times 2$	438-420	$2\frac{23}{32}$	$\frac{25}{16}$	$1\frac{3}{4}$	1.164
$4 \times 3$	438-422	$2\frac{23}{32}$	$\frac{25}{16}$	$\frac{13}{32}$	0.910
$6 \times 4$	438-532	4	$3\frac{1}{2}$	$2\frac{1}{4}$	1.976

**Reducer Bushing**

MPT x FPT

PVC PART NO. 2112

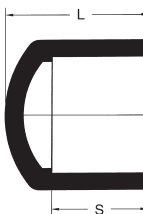


Size	Universal Part Number	L	T	N	Approx. Wt. (Lbs)
$\frac{3}{4} \times \frac{1}{2}$	439-101	1	$\frac{3}{4}$	$\frac{1}{4}$	0.022
$1 \times \frac{1}{2}$	439-130	$1\frac{1}{4}$	$\frac{3}{4}$	$\frac{1}{2}$	0.059
$1 \times \frac{3}{4}$	439-131	$1\frac{1}{4}$	$\frac{3}{4}$	$\frac{1}{2}$	0.043
$1\frac{1}{4} \times \frac{3}{4}$	439-167	$1\frac{5}{16}$	$\frac{3}{4}$	$\frac{9}{16}$	0.092
$1\frac{1}{4} \times 1$	439-168	$1\frac{5}{16}$	1	$\frac{5}{16}$	0.063
$1\frac{1}{2} \times \frac{3}{4}$	439-210	$1\frac{3}{8}$	$\frac{23}{32}$	$\frac{21}{32}$	0.128
$1\frac{1}{2} \times 1$	439-211	$1\frac{3}{8}$	1	$\frac{11}{32}$	0.110
$1\frac{1}{2} \times 1\frac{1}{4}$	439-212	$1\frac{3}{8}$	1	$\frac{3}{8}$	0.068
$2 \times 1\frac{1}{2}$	439-251	$1\frac{7}{16}$	1	$\frac{7}{16}$	0.143

**Cap**

s

PVC PART NO. 2116

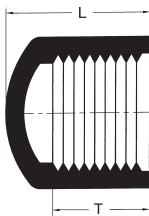


Size	Universal Part Number	L	s	Approx. Wt. (Lbs)
$\frac{1}{2}$	447-005	$1\frac{1}{8}$	$\frac{3}{4}$	0.024
$\frac{3}{4}$	447-007	1	$\frac{3}{4}$	0.035
1	447-010	$1\frac{5}{8}$	$1\frac{5}{32}$	0.060
$1\frac{1}{4}$	447-012	$1\frac{13}{16}$	$1\frac{1}{4}$	0.094
$1\frac{1}{2}$	447-015	$1\frac{3}{4}$	$1\frac{1}{8}$	0.116
2	447-020	$2\frac{5}{32}$	$1\frac{13}{32}$	0.184
$2\frac{1}{2}$	447-025	$2\frac{17}{32}$	$1\frac{13}{16}$	0.368
3	447-030	$2\frac{15}{16}$	$1\frac{29}{32}$	0.463
4	447-040	$3\frac{1}{8}$	$2\frac{1}{32}$	0.720
6	447-060	$4\frac{1}{2}$	$3\frac{1}{32}$	2.349
8	447-080	$6\frac{3}{16}$	4	4.074

**Cap**

FPT

PVC PART NO. 2117



Size	Universal Part Number	L	T	Approx. Wt. (Lbs)
1/2	448-005	1 1/8	7/8	0.033
3/4	448-007	1 1/4	1	0.046
1	448-010	1 9/32	15/16	0.068
1 1/4	448-012	1 7/16	1	0.108
1 1/2	448-015	1 9/16	1	0.140
2	448-020	1 5/8	1 1/16	0.192

**Plug**

SPG

PVC PART NO. 2118



Size	Universal Part Number	L	SPG	Approx. Wt. (Lbs)
1/2	449-005	29/32	1 1/16	0.017
3/4	449-007	1	3/4	0.028
1	449-010	1 5/32	7/8	0.047
1 1/2	449-015	1 1/2	1 3/16	0.102
2	449-020	1 5/8	1 1/4	0.152

**Plug**

MPT

PVC PART NO. 2113

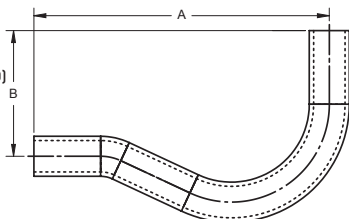


Size	Universal Part Number	L	T	Approx. Wt. (Lbs)
1/2	450-005	15/16	3/4	0.017
3/4	450-007	1	3/4	0.028
1	450-010	1 1/4	1	0.050
1 1/4	450-012	15/16	1	0.074
1 1/2	450-015	15/16	1	0.102
2	450-020	1 15/32	1 1/16	0.184

**HVAC Condensate P Trap<sup>(D)</sup>**

SPG x SPG

PVC PART NO. 2700

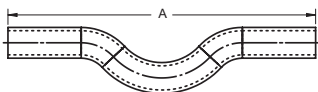


Size	Universal Part Number	A	B	Approx. Wt. (Lbs)
3/4	489-007	7 3/4	2 7/8	0.193

**HVAC Condensate Running Trap<sup>(D)</sup>**

SPG x SPG

PVC PART NO. 2701



Size	Universal Part Number	A	Approx. Wt. (Lbs)
1/2 <sup>(C)</sup>	488-005	10 5/16	0.145
3/4	488-007	10 7/16	0.193

<sup>(D)</sup> Does not conform to ASTM D 2466.

<sup>(C)</sup> Contact sales office for availability.



# FlowGuard Gold® Pipe

FlowGuard Gold is a registered trademark of The Lubrizol Corporation.



## CPVC Copper Tube Size Pipe

STRAIGHT LENGTHS PLAIN END SDR 11 CPVC COPPER TUBE SIZE PIPE ASTM D 2846							
PART NO.	NOM. SIZE	UPC # 611942-	QTY. PER SKID	AVG. OD (IN.)	MIN. WALL (IN.)	MAX WORK PRESSURE AT 23°C OR 73°F	WT. PER 100 FT. (LBS.)
CTS 12005	1/2" x 10'	04979	12,000'	.625	.068	400 PSI	8.3
CTS 12005	1/2" x 20'	04993	24,000'	.625	.068	400 PSI	8.3
CTS 12007	3/4" x 10'	04980	6,000'	.875	.080	400 PSI	13.9
CTS 12007	3/4" x 20'	05145	12,000'	.875	.080	400 PSI	13.9
CTS 12010	1" x 10'	05146	3,600'	1.125	.102	400 PSI	22.2
CTS 12010	1" x 20'	05147	7,200'	1.125	.102	400 PSI	22.2
CTS 12012	1 1/4" x 10'	05148	2,400'	1.375	.125	400 PSI	33.3
CTS 12012	1 1/4" x 20'	05321	4,800'	1.375	.125	400 PSI	33.3
CTS 12015	1 1/2" x 10'	05150	1,440'	1.625	.148	400 PSI	46.6
CTS 12015	1 1/2" x 20'	05306	2,880'	1.625	.148	400 PSI	46.6
CTS 12020	2" x 10'	05152	960'	2.125	.193	400 PSI	79.5
CTS 12020	2" x 20'	05322	1,920'	2.125	.193	400 PSI	79.5

NOTE: STRAIGHT LENGTH PIPE ARE SHIPPED IN FULL BUNDLE QUANTITY ONLY.

COILED PIPE SDR 11 COILED SDR CPVC COPPER TUBE SIZE PIPE ASTM D 2846							
PART NO.	NOM. SIZE	UPC # 611942-	QTY. PER SKID	AVG. OD (IN.)	MIN. WALL (IN.)	MAX WORK PRESSURE AT 23°C OR 73°F	WT. PER 100 FT. (LBS.)
CTS 12005	1/2" x 150'	05313	3,750'	.625	.068	400 PSI	8.3
CTS 12007	3/4" x 100'	05314	2,500'	.875	.080	400 PSI	13.9
CTS 12010	1" x 100'	10643	1,200'	1.125	.102	400 PSI	22.2

NSF Listed. Meets All Requirements of ASTM D 2846.



**⚠ WARNING**

Testing with or use of compressed air or gas in ABS / CPVC / PVC pipe or fittings can result in explosive failures and cause severe injury or death.

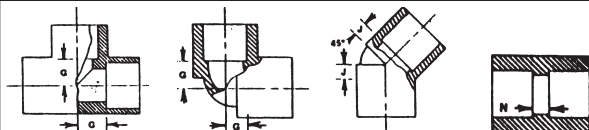
- NEVER test with or transport/store compressed air or gas in ABS / CPVC / PVC pipe or fittings.
- NEVER test ABS / CPVC / PVC pipe or fittings with compressed air or gas, or air over water boosters.
- ONLY use ABS / CPVC / PVC pipe or fittings for water or approved chemicals.
- Refer to warnings on PFA's website and ASTM D 1785.

AIR/GAS

# FlowGuard Gold® Fittings

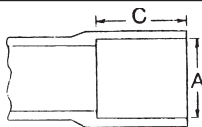


## MINIMUM DIMENSIONS FROM CENTER TO END OF SOCKET (LAYING LENGTH) FOR CPVC 41, SDR 11 FITTINGS



NOMINAL SIZE (IN.)	"G" MINIMUM IN. (mm)	"J" MINIMUM IN. (mm)	"N" MINIMUM IN. (mm)
1/2	0.382 (9.70)	0.183 (4.65)	0.102 (2.59)
3/4	0.507 (12.88)	0.235 (5.97)	0.102 (2.59)
1	0.633 (16.08)	0.287 (7.29)	0.102 (2.59)
1 1/4	0.758 (19.25)	0.339 (8.61)	0.102 (2.59)
1 1/2	0.884 (22.45)	0.391 (9.93)	0.102 (2.59)
2	1.134 (28.83)	0.495 (12.57)	0.102 (2.59)

## TAPERED SOCKET DIMENSIONS FOR CPVC 41, SDR 11 PLASTIC PIPE FITTINGS

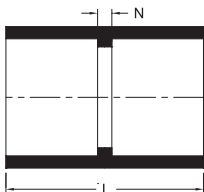


NOMINAL SIZE (IN.)	SOCKET ENTRANCE DIAMETER, IN. (mm) "A" AVERAGE	SOCKET LENGTH, IN. (mm) "C" MINIMUM
1/2	0.633 (16.08)	0.500 (12.70)
3/4	0.884 (22.45)	0.700 (17.78)
1	1.135 (28.83)	0.900 (22.86)
1 1/4	1.386 (35.20)	1.100 (27.94)
1 1/2	1.640 (41.66)	1.300 (33.02)
2	2.141 (54.38)	1.700 (43.18)

**Coupling**

S x S

CTS PART NO. 2100

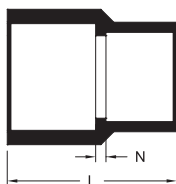


Size	UPC# 611942-	L	N	Approx. Wt. (Lbs)
1/2	04994	1 1/8	1/8	0.016
3/4	05154	1 1/2	1/8	0.027
1	05155	1 5/16	1/8	0.050
1 1/4	05156	2 11/32	1/8	0.085
1 1/2	05157	2 11/16	1/8	0.134
2	05158	3 17/32	1/8	0.300

**Coupling**

S x S

CTS PART NO. 2100



Size	UPC# 611942-	L	N	Approx. Wt. (Lbs)
3/4 X 1/2	05159	1 13/32	3/16	0.02
1 X 3/4	05160	1 13/16	3/16	0.04
1 1/4 X 1(A)	09942	2 1/2	9/16	0.12

(A) Assembled

### Transition Coupling

IPS S x CTS S

CTS PART NO. 2100 I

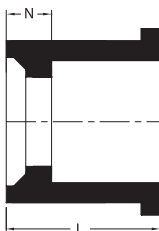


Size	UPC# 611942-	L	N	Approx. Wt. (Lbs)
3/4	04996	1 <sup>5</sup> / <sub>8</sub>	3/16	0.50
1	05175	2 <sup>1</sup> / <sub>8</sub>	1/8	0.07

### Reducer Bushing

SPG x S

CTS PART NO. 2107



Size	UPC# 611942-	L	N	Approx. Wt. (Lbs)
3/4 x 1/2	04998	27/32	11/32	0.010
1 x 1/2	05177	1 <sup>1</sup> / <sub>32</sub>	17/32	0.030
1 x 3/4	05178	1 <sup>1</sup> / <sub>32</sub>	5/16	0.020
1 1/4 x 1/2	05179	1 1/4	3/4	0.050
1 1/4 x 3/4	05180	1 <sup>7</sup> / <sub>32</sub>	1/2	0.060
1 1/4 x 1	05181	1 1/4	11/32	0.040
1 1/2 x 1/2	05182	1 <sup>7</sup> / <sub>16</sub>	15/16	0.080
1 1/2 x 3/4	05183	1 <sup>7</sup> / <sub>16</sub>	23/32	0.080
1 1/2 x 1	05184	1 <sup>7</sup> / <sub>16</sub>	17/32	0.083
1 1/2 x 1 1/4	05185	1 <sup>7</sup> / <sub>16</sub>	5/16	0.050
2 x 1/2	05186	1 <sup>13</sup> / <sub>16</sub>	15/16	0.170
2 x 3/4	05187	1 <sup>13</sup> / <sub>16</sub>	13/32	0.170
2 x 1	05188	1 <sup>13</sup> / <sub>16</sub>	7/16	0.180
2 x 1 1/4	05189	1 <sup>13</sup> / <sub>16</sub>	11/16	0.160
2 x 1 1/2	05190	1 <sup>13</sup> / <sub>16</sub>	1/2	0.150

### Transition Bushing

IPS SPG X CTS S

CTS PART NO. 2107 I

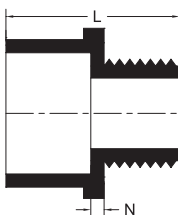


Size	UPC# 611942-	L	N	Approx. Wt. (Lbs)
1/2	04999	1 <sup>1</sup> / <sub>32</sub>	1 <sup>7</sup> / <sub>32</sub>	0.01
3/4	05191	1 <sup>1</sup> / <sub>8</sub>	1 <sup>3</sup> / <sub>32</sub>	0.02
1	05192	1 <sup>9</sup> / <sub>32</sub>	3/8	0.03
1 1/4	05193	1 <sup>3</sup> / <sub>8</sub>	1 <sup>1</sup> / <sub>32</sub>	0.06
1 1/2	05194	1 1/2	3/16	0.07
2	05195	1 <sup>7</sup> / <sub>8</sub>	5/32	0.10

### Male Adapter

S x MPT

CTS PART NO. 2109\*\*



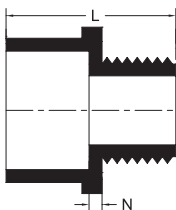
Size	UPC# 611942-	L	N	Approx. Wt. (Lbs)
1/2	05000	1 <sup>5</sup> / <sub>16</sub>	1/8	0.02
3/4	05196	1 <sup>5</sup> / <sub>8</sub>	3/32	0.04
1	05197	1 <sup>31</sup> / <sub>32</sub>	1/8	0.07
1 1/4	05198	2 <sup>15</sup> / <sub>32</sub>	1/4	0.12
1 1/2	05199	2 <sup>7</sup> / <sub>8</sub>	9/32	0.18
2	05200	3 <sup>5</sup> / <sub>8</sub>	7/32	0.34

\*\* For cold water applications only. Does not conform to the requirements of ASTM D 2846.

### Reducing Male Adapter

S x MPT

CTS PART NO. 2110\*\*

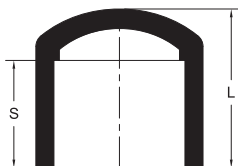


Size	UPC# 611942-	L	N	Approx. Wt. (Lbs)
3/4 X 1/2	05252	1 3/4	5/32	0.040

### Cap

S

CTS PART NO. 2116




Size	UPC# 611942-	L	S	Approx. Wt. (Lbs)
1/2	05002	3/4	1/2	0.01
3/4	05202	1	23/32	0.02
1	05203	1 1/8	29/32	0.04
1 1/4	05204	1 9/16	1 1/8	0.06
1 1/2	05205	1 23/32	1 5/16	0.10
2	05206	2 1/16	1 23/32	0.21

\*\* For cold water applications only. Does not conform to the requirements of ASTM D 2846.

**90 Degree Elbow**

S x S

CTS PART NO. 2300

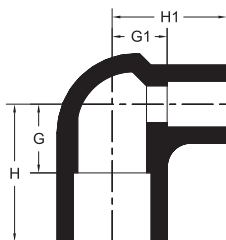


Size	UPC# 611942-	H	G	G1	H1	Approx. Wt. (Lbs)
1/2	04982	7/8	3/8			0.025
3/4	04983	1 1/4	9/16			0.049
1	04984	1 17/32	5/8			0.073
1 1/4	05006	1 27/32	3/4			0.135
1 1/2	05207	2 3/16	7/8			0.213
2	05208	2 27/32	1 5/32			0.456

**90 Degree Elbow, Reducing**

S x S

CTS PART NO. 2300

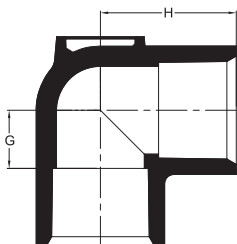


Size	UPC# 611942-	G	G1	H	H1	Approx. Wt. (Lbs)
3/4 X 1/2	05209	13/32	17/32	1 1/8	1 1/32	0.037

### Drop Ear Elbow

All CPVC - S x S

CTS PART NO. 2300 D

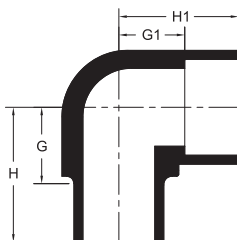


Size	UPC# 611942-	H	G	Approx. Wt. (Lbs)
1/2	05007	29/32	3/8	0.03

### 90 Degree Street Elbow

SPG x S

CTS PART NO. 2304

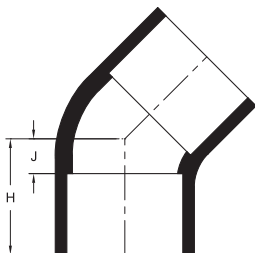


Size	UPC# 611942-	H	G	H1	G1	Approx. Wt. (Lbs)
1/2	05011	1 1/32	17/32	7/8	3/8	0.03
3/4	04985	1 13/32	11/16	1 17/32	13/16	0.05
1	09922	1 23/32	13/16	1 17/32	5/8	0.08
1 1/4	08162	2 7/16	29/32	2 15/32	1 7/32	0.23

### 45 Degree Elbow

S x S

CTS PART NO. 2309

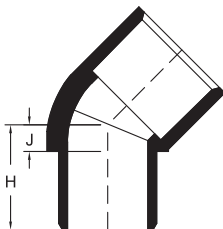


Size	UPC# 611942-	H	J	Approx. Wt. (Lbs)
1/2	05012	1 <sup>1</sup> / <sub>16</sub>	3 <sup>3</sup> / <sub>16</sub>	0.020
3/4	05228	1 <sup>5</sup> / <sub>16</sub>	1 <sup>1</sup> / <sub>4</sub>	0.039
1	05229	1 <sup>3</sup> / <sub>16</sub>	9 <sup>9</sup> / <sub>32</sub>	0.059
1 1/4	05230	1 <sup>7</sup> / <sub>16</sub>	1 <sup>11</sup> / <sub>32</sub>	0.109
1 1/2	05231	1 <sup>11</sup> / <sub>16</sub>	3 <sup>3</sup> / <sub>8</sub>	0.174
2	05232	2 <sup>3</sup> / <sub>16</sub>	1 <sup>1</sup> / <sub>2</sub>	0.373

### Street Elbow 45 Degree

SPG x S

CTS PART NO. 2310

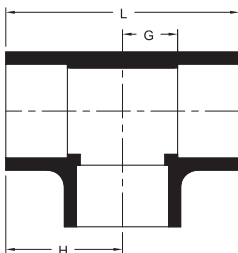


Size	UPC# 611942-	H	J	Approx. Wt. (Lbs)
1/2	05013	1 <sup>1</sup> / <sub>16</sub>	3 <sup>3</sup> / <sub>16</sub>	0.02
3/4	05233	1 <sup>5</sup> / <sub>16</sub>	1 <sup>1</sup> / <sub>4</sub>	0.03
1	10652	1 <sup>7</sup> / <sub>32</sub>	5 <sup>5</sup> / <sub>16</sub>	0.06

**Tee**

S x S x S

CTS PART NO. 2400

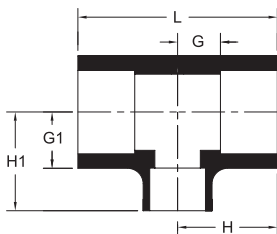


Size	UPC# 611942-	L	H	G	Approx. Wt. (Lbs)
1/2	05014	1 <sup>13</sup> / <sub>16</sub>	29/ <sub>32</sub>	13/ <sub>32</sub>	0.032
3/4	05238	2 <sup>7</sup> / <sub>16</sub>	17/ <sub>32</sub>	1/2	0.059
1	05239	3 <sup>1</sup> / <sub>16</sub>	1 <sup>17</sup> / <sub>32</sub>	5/8	0.104
1 1/4	05240	3 <sup>3</sup> / <sub>4</sub>	1 <sup>7</sup> / <sub>8</sub>	2 <sup>5</sup> / <sub>32</sub>	0.177
1 1/2	05241	4 <sup>3</sup> / <sub>8</sub>	2 <sup>3</sup> / <sub>16</sub>	7/8	0.286
2	05242	5 <sup>11</sup> / <sub>16</sub>	2 <sup>27</sup> / <sub>32</sub>	1 <sup>1</sup> / <sub>8</sub>	0.624

**Reducer Tee**

SxSxS

CTS PART NO. 2400

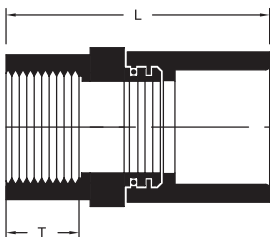


Size	UPC# 611942-	L	H	G	H1	G1	Approx. Wt. (Lbs)
1/2 x 1/2 x 3/4	10685	2 1/16	1 1/32	1/2	1 1/4	17/32	0.04
3/4 x 3/4 x 1/2	05243	2 7/16	1 7/32	1/2	1 1/32	1/2	0.05
3/4 x 3/4 x 1	05019	3 3/8	1 11/16	5/8	1 17/32	5/8	0.15
3/4 x 1/2 x 1/2	05244	2 7/32	1 7/32	1/2	1 1/32	1/2	0.05
3/4 x 1/2 x 3/4	05245	2 1/4	1 7/32	1/2	1 7/32	1/2	0.06
1 x 1/2 x 1/2	05020	3 7/32	1 17/32	5/8	1 11/16	13/16	0.17
1 x 1/2 x 3/4	05021	3 7/32	1 17/32	5/8	1 11/16	13/16	0.16
1 x 1/2 x 1	05022	3 7/32	1 17/32	5/8	1 17/32	5/8	0.13
1 x 3/4 x 1/2	05023	3 7/32	1 17/32	5/8	1 11/16	31/32	0.16
1 x 3/4 x 3/4	10598	2 25/32	1 7/16	1 7/32	1 11/32	5/8	0.08
1 x 3/4 x 1	05025	2 31/32	1 19/32	1 1/16	1 9/16	21/32	0.11
1 x 1 x 1/2	10599	2 5/8	1 5/16	1 1/32	1 29/32	1 7/32	0.08
1 x 1 x 3/4	05469	2 15/16	1 15/32	9/16	1 3/8	21/32	0.09
1 1/4 x 1 x 1	05038	3 7/8	1 7/8	3/4	2	1 3/32	0.15
1 1/4 x 1 1/4 x 1/2	11262	3	1 1/2	3/8	1 9/32	3/4	0.12
1 1/4 x 1 1/4 x 3/4	11192	3 3/16	1 19/32	1 5/32	1 1/2	2 5/32	0.13
1 1/4 x 1 1/4 x 1	11233	3 1/2	1 3/4	5/8	1 11/16	2 5/32	0.15
1 1/2 x 1 x 1	05056	4 1/2	2 1/4	1 5/16	2 11/32	1 1/2	0.21
1 1/2 x 1 1/2 x 1/2	11592	3 7/8	1 15/16	5/8	1 11/32	1 3/16	0.21
1 1/2 x 1 1/2 x 3/4	11232	3 7/8	1 15/16	5/8	1 21/32	1 5/16	0.21
1 1/2 x 1 1/2 x 1	10686	3 7/8	1 15/16	5/8	1 23/32	2 5/32	0.21
2 x 2 x 1/2	11234	4 3/16	2 3/32	3/8	1 5/8	1 3/32	0.35
2 x 2 x 3/4	11235	4 7/16	2 7/32	1/2	1 7/8	1 5/32	0.37
2 x 2 x 1	10687	4 11/16	2 11/32	5/8	1 31/32	1 1/16	0.41
2 x 2 x 1 1/2	11236	5 3/8	2 11/16	3 1/32	2 7/16	1 1/8	0.51

**Low-Lead Female Adapter,  
 Brass Threads**

BRASS FPT X CTS HUB

CTS PART NO. 2105 L

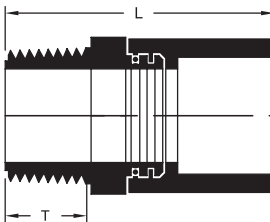


Size	UPC# 611942-	L	T	Approx. Wt. (Lbs)
1/2	12360	1 <sup>11</sup> / <sub>16</sub>	5/8	0.17
3/4	12361	1 <sup>31</sup> / <sub>32</sub>	5/8	0.22
1	12362	2 <sup>9</sup> / <sub>16</sub>	5/8	0.48
1 1/4	12404	3 <sup>1</sup> / <sub>16</sub>	3/4	0.88
1 1/2	12405	3 <sup>9</sup> / <sub>32</sub>	7/8	1.07
2	12406	3 <sup>11</sup> / <sub>16</sub>	3 <sup>1</sup> / <sub>32</sub>	1.48

**Low-Lead Male Adapter,  
 Brass Threads**

BRASS MPT X CTS HUB

CTS PART NO. 2115 L

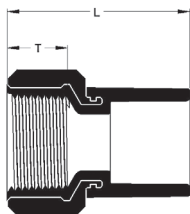


Size	UPC# 611942-	L	T	Approx. Wt. (Lbs)
1	12374	2 <sup>3</sup> / <sub>4</sub>	3/4	0.39
1 1/4	12407	3 <sup>3</sup> / <sub>16</sub>	25/32	0.83
1 1/2	12408	3 <sup>1</sup> / <sub>2</sub>	13/16	1.12
2	12409	4 <sup>1</sup> / <sub>32</sub>	13/16	1.85

**Low-Lead Female Adapter,  
Brass Threads**

BRASS FPT X CTS HUB

CTS PART NO. 2206 B

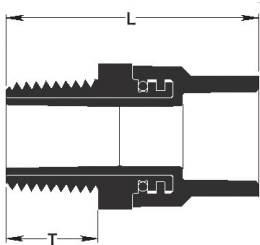


Size	UPC# 611942-	L	T	Approx. Wt. (Lbs)
1/2	16416	1 9/16	5/8	0.16
3/4	16417	1 15/16	5/8	0.21
1	16418	2 1/4	3/4	0.34

**Low-Lead Male Adapter,  
Brass Threads**

BRASS MPT X CTS HUB

CTS PART NO. 2216 B

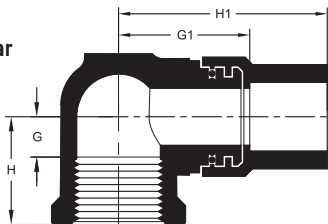


Size	UPC# 611942-	L	T	Approx. Wt. (Lbs)
1/2	15358	1 27/32	11/16	0.14
3/4	15359	2	5/8	0.18
1	15360	2 23/32	29/32	0.36

**Low-Lead CPVC/Brass Drop Ear  
Elbow 90 Degree**

BRASS FPT X CPVC HUB

CTS PART NO. 2302 L



Size	UPC# 611942-	H	H1	G	G1	Approx. Wt. (Lbs)
1/2	11640	29/32	1 3/4	13/32	17/32	0.28

# CPVC Schedule 80 Pipe

## Corzan® CPVC Schedule 80 Pipe, Type IV, Grade 1

CPVC SCHEDULE 80 (LIGHT GRAY)			PLAIN END			CPVC 4120	
PART NO.	NOM. SIZE	UPC # 611942-	QTY. PER SKID	AVG. OD (IN.)	MIN. WALL (IN.)	MAX WORK PRESSURE AT 23° C OR 73°	WT. PER 100 FT. (LBS.)
CPV 11005	1/2" x 20'	04787	6660'	.840	.147	850 PSI	22.1
CPV 11007	3/4" x 20'	04788	3760'	1.050	.154	690 PSI	30.0
CPV 11010	1" x 20'	04789	3540'	1.315	.179	630 PSI	44.2
CPV 11012	1 1/4" x 20'	04790	4240'	1.660	.191	520 PSI	61.0
CPV 11015	1 1/2" x 20'	04791	3300'	1.900	.200	470 PSI	73.9
CPV 11020	2" x 20'	04792	2220'	2.375	.218	400 PSI	102.2
CPV 11025	2 1/2" x 20'	04793	1460'	2.875	.276	420 PSI	155.9
CPV 11030	3" x 20'	04794	1000'	3.500	.300	370 PSI	208.6
CPV 11040	4" x 20'	04795	1140'	4.500	.337	320 PSI	304.9
CPV 11060	6" x 20'	04796	520'	6.625	.432	280 PSI	581.5
CPV 11080	8" x 20'	04797	280'	8.625	.500	250 PSI	882.9

NSF Listed. Meets All Requirements of ASTM D 1784 and ASTM F 441.

Note: Full pallets are polyethylene wrapped for cleanliness and UV protection.

WARNING

Testing with or use of compressed air or gas in ABS / CPVC / PVC pipe or fittings can result in explosive failures and cause severe injury or death.

AIR/GAS

- NEVER test with or transport/store compressed air or gas in ABS / CPVC / PVC pipe or fittings.
- NEVER test ABS / CPVC / PVC pipe or fittings with compressed air or gas, or air over water boosters.
- ONLY use ABS / CPVC / PVC pipe or fittings for water or approved chemicals.
- Refer to warnings on PFFA's website and ASTM D 1785.



**This is to certify that all Plastic Pipe and Fittings manufactured by Charlotte Pipe and Foundry Company are manufactured in the United States and conform to the following standards:**

**PVC SCH. 40 SOLID WALL PIPE**

ASTM D 1784, ASTM D 1785  
ASTM D 2665, FHA UM 79a  
FEDERAL SPECIFICATION L-P-320a  
NSF STANDARD NO. 14 AND 61

**PVC SCH. 40 DWV CELLULAR CORE PIPE**

ASTM D 4396, ASTM F 891  
NSF STANDARD NO. 14

**PVC SCH. 40 DWV FITTINGS**

ASTM D 1784, ASTM D 2665  
ASTM D 3311, ASTM F 1866  
FHA UM 79a  
FEDERAL SPECIFICATION L-P-320a  
NSF STANDARD NO. 14

**PVC SDR-21 AND SDR-26 PRESSURE PIPE**

ASTM D 1784, ASTM D 2241  
NSF STANDARD NO. 14 AND 61

**PVC SCH. 40 PRESSURE FITTINGS**

ASTM D 1784, ASTM D 2466  
NSF STANDARD NO. 14 AND 61

**PVC SCH. 40 WELL CASING PIPE**

ASTM D 1784, ASTM F 480  
NSF STANDARD NO. 14 AND 61

**PVC SCH. 80 PIPE**

ASTM D 1784, ASTM D 1785, PVC 1120  
NSF STANDARD NO. 14 AND 61

**PVC SCH. 80 FITTINGS**

ASTM D 1784, ASTM D 2467, ASTM D 2464, ASTM F 1970  
NSF STANDARD NO. 14 AND 61

**PVC SCH. 40 PRESSURE FITTINGS**

ASTM D 1784, ASTM D 2466  
NSF STANDARD NO. 14 AND 61

**PVC SCH. 40 WELL CASING PIPE**

ASTM D 1784, ASTM F 480  
NSF STANDARD NO. 14 AND 61

**PVC SCH. 80 PIPE**

ASTM D 1784, ASTM D 1785  
PVC 1120  
NSF STANDARD NO. 14 AND 61

**PVC SCH. 80 FITTINGS**

ASTM D 1784, ASTM D 2467  
ASTM D 2464, ASTM F 1970

**PVC SDR 35 SEWER MAIN PIPE**

ASTM D 1784, ASTM D 3034 SDR 35  
ASTM D 3212, ASTM F 477

**PVC SEWER AND DRAIN PIPE**

ASTM D 1784, ASTM D 2729

**PVC THIN WALL PIPE & FITTINGS**

ASTM D 1784, ASTM D 2949  
NSF STANDARD NO. 14

**CPVC FLOWGUARD GOLD® CTS PIPE & FITTINGS**

ASTM D 1784, ASTM D 2846  
FHA UM-61a  
NSF STANDARD NO. 14. AND 61  
CSA LISTED ON SPECIFIED ITEMS

**CORZAN® CPVC SCH. 80 PIPE**

ASTM D 1784, ASTM F441/F 441M  
NSF STANDARD NO. 14. AND 61

**CPVC CHEMDRAIN® SCH. 40 PIPE & FITTINGS**

ASTM D 1784, ASTM F 2618  
NSF STANDARD NO. 14

**ABS SCH. 40 DWV CELLULAR CORE PIPE**

ASTM D 3965, ASTM F 628  
NSF STANDARD NO. 14

**ABS PLUS® SCH. 40 DWV CELLULAR CORE PIPE**

ASTM D 3965, ASTM D 4396  
ASTM F 1488  
NSF STANDARD NO. 14.

**ABS SCH. 40 DWV FITTINGS**

ASTM D 3965, ASTM D 2661  
ASTM D 3311, FHA UM 79a  
FEDERAL SPECIFICATION L-P-322b  
NSF STANDARD NO. 14

# LIMITED WARRANTY

Charlotte Pipe and Foundry Company® (Charlotte Pipe®) Products are warranted to be free from manufacturing defects and to conform to currently applicable ASTM standards for a period of five (5) years from date of delivery. Buyer's remedy for breach of this warranty is limited to replacement of, or credit for, the defective product. This warranty excludes any expense for removal or reinstallation of any product and any other incidental, consequential, or punitive damages. **This limited warranty is the only warranty made by seller and is expressly in lieu of all other warranties, express and implied, including any warranties of merchantability and fitness for a particular purpose.** No statement, conduct or description by Charlotte Pipe or its representative, in addition to or beyond this Limited Warranty, shall constitute a warranty. This Limited Warranty may only be modified in writing signed by an officer of Charlotte Pipe.

This Limited Warranty will not apply if:

- 1) The Products are used for purposes other than their intended purpose as defined by local plumbing and building codes, and the applicable ASTM standard.
- 2) The Products are not installed in good and workmanlike manner consistent with normal industry standards; installed in compliance with the latest instructions published by Charlotte Pipe and good plumbing practices; and installed in conformance with all applicable plumbing, fire and building code requirements.
- 3) This limited warranty does not apply when the products of Charlotte Pipe are used with the products of other manufacturers that do not meet the applicable ASTM or CISPI standards or that are not marked in a manner to indicate the entity that manufactured them.
- 4) In hubless cast iron installations, this warranty will not apply if products are joined with unshielded hubless couplings. Charlotte Pipe requires that its hubless cast iron pipe and fittings be joined only with shielded hubless couplings manufactured in accordance with CISPI 310, ASTM C 1277 and certified by NSF® International or with Heavy Duty Couplings meeting ASTM C 1540.
- 5) The Products fail due to defects or deficiencies in design, engineering, or installation of the piping system of which they are a part.
- 6) The Products have been the subject of modification; misuse; misapplication; improper maintenance or repair; damage caused by the fault or negligence of anyone other than Charlotte Pipe; or any other act or event beyond the control of Charlotte Pipe.
- 7) The Products fail due to the freezing of water in the Products.
- 8) The Products fail due to contact with chemical agents, fire stopping materials, thread sealant, plasticized vinyl products, or other aggressive chemical agents that are not compatible.
- 9) Pipe outlets, sound attenuation systems or other devices are permanently attached to the surface of Charlotte® PVC, ABS or CPVC products with solvent cement or adhesive glue.

Charlotte Pipe products are manufactured to the applicable ASTM or CISPI standard. Charlotte Pipe and Foundry **cannot** accept responsibility for the performance, dimensional accuracy, or compatibility of pipe, fittings, gaskets, or couplings not manufactured or sold by Charlotte Pipe and Foundry.

This Limited Warranty will not apply unless written notice of a claim is mailed to Charlotte Pipe at the address below within 30 days of discovery of the allegedly defective product.

Any Charlotte Pipe products alleged to be defective **must** be made available to Charlotte Pipe at the following address for verification, inspection and determination of cause:

Charlotte Pipe and Foundry Company  
Attention: Technical Services  
2109 Randolph Road  
Charlotte, North Carolina 28207

**Purchaser must obtain a return materials authorization** and instructions for return shipment to Charlotte Pipe of any product claimed defective or shipped in error.

Any Charlotte Pipe product **proved** to be defective in manufacture will be replaced F.O.B. point of original delivery, or credit will be issued, at the discretion of Charlotte Pipe.

5/19/23

Charlotte and Charlotte Pipe are registered trademarks of Charlotte Pipe and Foundry Company.

# FlowGuard Gold® CPVC CTS Limited Warranty

Charlotte Pipe and Foundry Company (Charlotte Pipe®) warrants to the original owner of the structure in which its FlowGuard Gold CPVC CTS Pipe and Fittings (the "Products") have been installed, that the Products will be free from manufacturing defects and conform to currently applicable ASTM standards under normal use and service for a period of ten (10) years from date of delivery. Buyer's remedy for breach of this warranty is limited to replacement of, or credit for, the defective product. This warranty excludes any expense for removal or reinstallation of any product and any other incidental, consequential, or punitive damages. **This limited warranty is the only warranty made by seller and is expressly in lieu of all other warranties, express and implied, including any warranties of merchantability and fitness for a particular purpose.** No statement, conduct or description by Charlotte Pipe or its representative, in addition to or beyond this Limited Warranty, shall constitute a warranty. This Limited Warranty may only be modified in writing signed by an officer of Charlotte Pipe.

This Limited Warranty will not apply if:

- 1) The Products are used for purposes other than the transmission of domestic water.
- 2) The Products are not installed in good and workmanlike manner consistent with normal industry standards; installed in compliance with the latest instructions published by Charlotte Pipe and good plumbing practices; and installed in conformance with all applicable plumbing, fire and building code requirements.
- 3) This limited warranty does not apply when the products of Charlotte Pipe are used with the products of other manufacturers that do not meet the ASTM standard or that are not marked in a manner to indicate the entity that manufactured them.
- 4) The Products fail due to defects or deficiencies in design, engineering, or installation of the water distribution system of which they are a part.
- 5) The Products have been the subject of modification; misuse; misapplication; improper maintenance or repair; damage caused by the fault or negligence of anyone other than Charlotte Pipe; or any other act or event beyond the control of Charlotte Pipe.
- 6) The Products fail due to the freezing of water in the Products.
- 7) The Products fail due to contact with chemical agents, fire stopping materials, thread sealant, plasticized vinyl products, or other aggressive chemical agents not compatible with CPVC compounds.

Charlotte Pipe products are manufactured to the applicable ASTM standard. Charlotte Pipe and Foundry **cannot** accept responsibility for the performance, dimensional accuracy, or compatibility of pipe, fittings, gaskets, or couplings not manufactured or sold by Charlotte Pipe and Foundry.

This Limited Warranty will not apply unless written notice of a claim is mailed to Charlotte Pipe at the address below within 30 days of discovery of the allegedly defective product.

Any Charlotte Pipe products alleged to be defective **must** be made available to Charlotte Pipe at the following address for verification, inspection and determination of cause:

Charlotte Pipe and Foundry Company  
Attention: Technical Services  
2109 Randolph Road  
Charlotte, North Carolina 28207

**Purchaser must obtain a return materials authorization** and instructions for return shipment to Charlotte Pipe of any product claimed defective or shipped in error.

Any Charlotte Pipe product **proved** to be defective in manufacture will be replaced F.O.B. point of original delivery, or credit will be issued, at the discretion of Charlotte Pipe.

5/19/23

Charlotte Pipe is a registered trademark of Charlotte Pipe and Foundry Company.  
FlowGuard Gold is a registered trademark of Lubrizol Corporation.

# CHARLOTTE

PIPE AND FOUNDRY COMPANY

PO BOX 35430

CHARLOTTE

NORTH CAROLINA 28235

PHONE (704) 348-6450

(800) 438-6091

FAX (800) 553-1605

[WWW.CHARLOTTEPIPE.COM](http://WWW.CHARLOTTEPIPE.COM)

