

# Safety Fittings 8452-E64VPABCP

## Product Type

Dual-handle emergency eyewash with faucet

## Features & Specifications

- Eyewash outlet: 3.3 GPM at 50 PSI
- Handles include color-coded index
- Recommended for 8" installation
- Vandal Proof Pressure compensating laminar flow non-aerating outlet 1.0 GPM
- Vandal Proof 4" wristblade handle
- Quatern™ compression operating cartridge, right-hand
- Quatern™ compression operating cartridge, left-hand
- ECAST® design provides durable cast brass construction with total lead content equal to or less than 0.25% by weighted average
- CFNow! Item Ships in 3 Days





## Performance Specification

- Rated Operating Pressure: 20-125 PSI (faucet); 22-116 PSI - recommended 50 PSI (eyewash)
- Rated Operating Temperature: 40-140°F (faucet); 50-90°F (eyewash)

## Warranty

- 1-Year Limited Material Warranty
- 1-Year Limited Finish Warranty

## Codes & Standards

-  ADA ANSI/ICC A117.1
- ANSI/ISEA Z358.1 Standard for Emergency Eyewash and Shower Equipment
-  ASSE 1071 Temperature Actuated Mixing Valves for Plumbed Emergency Equipment
-  ASME A112.18.1/CSA B125.1
- NSF/ANSI 372 Drinking Water Systems Components-Lead Content
-  Certified to WaterSense by ICC-ES

Job Name \_\_\_\_\_

Item Number \_\_\_\_\_

Section/Tag \_\_\_\_\_

Model Specified \_\_\_\_\_

Architect \_\_\_\_\_

Engineer \_\_\_\_\_

Contractor \_\_\_\_\_

☐ Submitted as Shown

☐ Submitted with Variations

Date \_\_\_\_\_

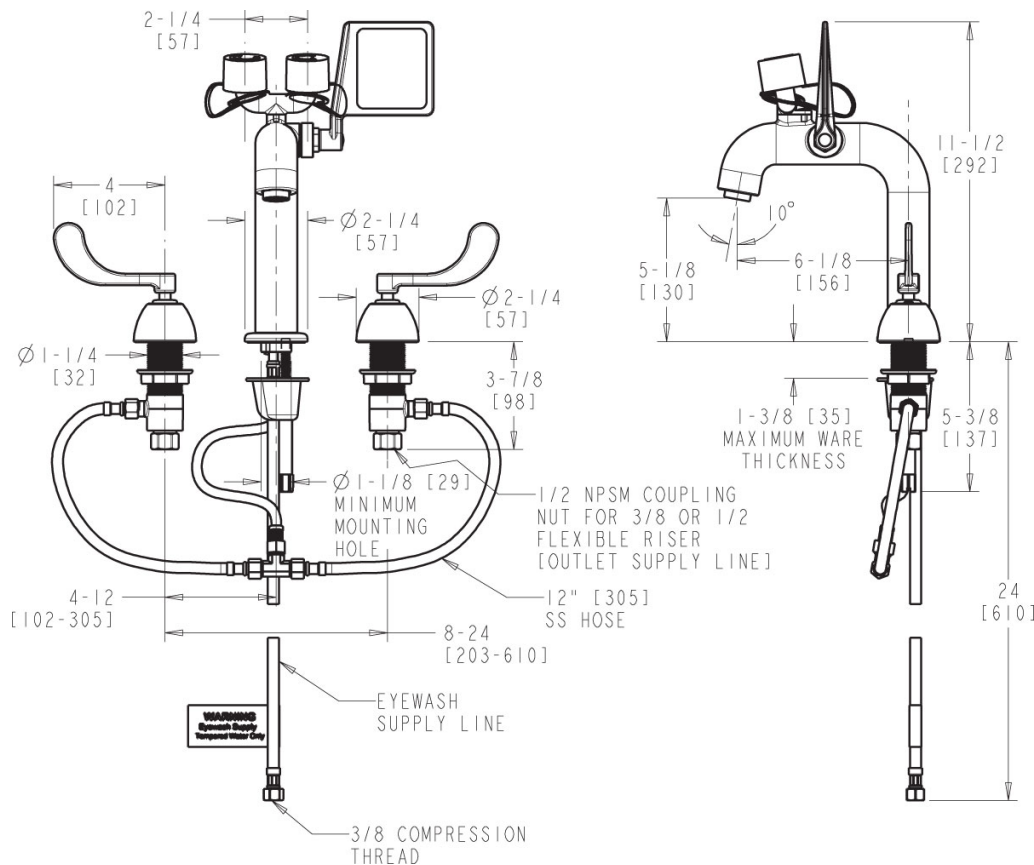


### ECAST

ECAST products are intended for installation where state laws and local codes mandate lead content levels or in any location where lead content is a concern.

## Architect/Engineer Specification

Chicago Faucets 8452-E64VPABCP, Eyewash Faucet with push paddle handle, deck-mounted. 3/8" Compression inlet. Certified to the ANSI/ISEA Z358.1 Standard for Emergency Eyewash and Shower Equipment, ASME A112.18.1/CSA B125.1 Plumbing Supply Fittings, and NSF/ANSI 372 Drinking Water Systems Components-Lead Content.



## Operation and Maintenance

Installation should be in accordance with local plumbing codes. Flush all pipes thoroughly before installation. After installation, remove spout outlet or flow control and flush faucet thoroughly to clear any debris. Care should be taken when cleaning the product. Do not use abrasive cleaners, chemicals or solvents as they can result in surface damage. Use mild soap and warm water for cleaning and protecting the life of Chicago Faucet products. For specific operation and maintenance refer to the installation instructions and repair parts documents that are located at [www.chicagofaucets.com](http://www.chicagofaucets.com).

Chicago Faucets, member of the Geberit Group, is the leading brand of commercial faucets and fittings in the United States, offering a complete range of products for schools, laboratories, hospitals, office buildings, food service, airports and sport facilities. Call 1.800.TECTRUE or 1.847.803.5000 Option 1 for installation or other technical assistance.

