

ElectriFLEX LD™ (Light Duty) Commercial Lowboy Electric Water Heater




Photo is of
LE120L3-3

Bradford White ElectriFLEX LD™ Lowboy Electric Models Feature:

- **Applications**—Lowboy models are ideal for installations where space is minimal and are perfect for tight installations such as a closet or under a counter.
- **Fully Automatic Thermostat Controls**—Fast acting surface-mount thermostats with a maximum setpoint of 175°F (79°C) and a high limit energy cut-off (manual reset) for safety.
- **Direct Heat Transfer With Immersed Elements**—Transfers heat directly and efficiently to the water. Screw-in style.
- **Vitraglas® Lining with Microban®**—An exclusively engineered enamel formula that provides superior tank protection from the corrosive effects of water; and with Microban® antimicrobial product protection to help prevent the growth of bacteria, mold and mildew on the surface of the tank lining.
- **Hydrojet® Total Performance System**—Sediment build-up reducing device that also increases first hour rating of hot water while minimizing temperature build-up in tank.
- **Insulation System**—2" (51mm) Non-CFC foam insulation covers the sides and top of the tank, reducing heat loss. This results in less energy consumption, improved efficiencies, and jacket rigidity. LE120L models additionally use a supplied flexible fiberglass insulation blanket.
- **Water Connections**—3/4" (19mm) NPT factory-installed true dielectric fittings extend water heater life and simplify water line connections.
- **Factory-Installed Heat Traps**—Design incorporates a flexible disk that reduces heat loss in piping and eliminates the potential for noise generation.
- **Protective Anode Rod**—Provides added protection against corrosion for long-term, trouble-free service.
- **Steel Tank**—Heavy gauge steel automatically formed, rolled, and welded.
- **Field Convertible**—Units are shipped from factory standard Three Phase, Non-Simultaneous and can be converted to Single Phase and/or Simultaneous operation in the field.
- **Field Conversion Kits**—Change voltage and kW in the field (see options on following page).
- **T&P Relief Valve Installed**—Side T&P is standard. Optional top T&P location is available and must be specified when ordering.

FEATURING:



3 or 5-Year Limited Tank Warranties / 1-Year Limited Warranty on Component Parts.

For more information on warranty, please visit www.bradfordwhite.com

For products installed in USA, Canada, and Puerto Rico. Some states do not allow limitations on warranties. See complete copy of the warranty included with the heater.

Microban® antimicrobial product protection helps prevent the growth of bacteria, mold and mildew that may affect the product. The built-in antimicrobial properties do not protect users or others from disease-causing organisms. Microban® is a registered trademark of Microban Products Company.



Commercial Electric Water Heater

ElectriFLEX LD™ Lowboy Electric Models

Meet or exceed ASHRAE 90.1 (latest edition). C.E.C. Listed

Model Number	Rated Nominal Capacity		DOE Rated Storage Volume Gal.	First Hour Rating Gal.	Uniform Energy Factor	Element Wattage (Watts)		A Floor to Top of Heater in.	B Jacket Dia. in.	C Floor to Water Conn. in.	D C/L of Water Conn. in.	E Floor to T&P Conn. †† in.	G Water Conn. NPT in.	Approx. Shipping Weight lbs.
	U.S. Gal.	Imp. Gal.				Minimum	Maximum							
LE120L3-3**†	19	16	—	—	—	1500	6000	24 ³ / ₄	18	25 ³ / ₄	8	19 ¹ / ₄ / 24 ⁷ / ₈	3/4	58
LE230LN3-3	28	23	26	41	0.92	1500	6000	29 ⁹ / ₁₆	23	31 ⁵ / ₁₆	8	23 ⁹ / ₁₆ / 31 ⁵ / ₁₆	3/4	102
LE240LN3-3	37	31	34	45	0.92	1500	6000	32 ¹ / ₁₆	24 ¹ / ₂	34 ⁵ / ₁₆	8	23 ⁹ / ₁₆ / 34 ⁵ / ₁₆	3/4	126
LE250LN3-3	47	39	43	61	0.92	4000	6000	33 ⁵ / ₁₆	26	36 ¹ / ₁₆	8	24 ⁵ / ₁₆ / 36 ¹ / ₁₆	3/4	173

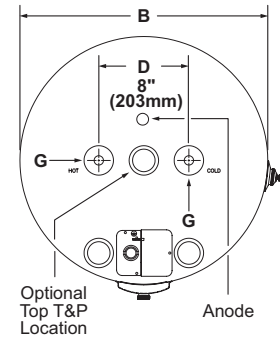
Model Number	Rated Nominal Capacity		DOE Rated Storage Volume Liters	First Hour Rating Liters	Uniform Energy Factor	Element Wattage (Watts)		A Floor to Top of Heater mm.	B Jacket Dia. mm.	C Floor to Water Conn. mm.	D C/L of Water Conn. mm.	E Floor to T&P Conn. †† mm.	G Water Conn. NPT mm.	Approx. Shipping Weight kg.
	Liters	Liters				Minimum	Maximum							
LE120L3-3**†	72	—	—	—	—	1500	6000	629	457	654	203	489 / 632	19	26
LE230LN3-3	106	98	155	155	0.92	1500	6000	751	584	795	203	598 / 795	19	46
LE240LN3-3	140	129	171	171	0.92	1500	6000	814	622	872	203	598 / 872	19	57
LE250LN3-3	178	163	231	231	0.92	4000	6000	846	660	916	203	618 / 916	19	78

Specify wattage and voltage when ordering. Use chart below for maximum wattages at certain voltages. **Models include supplied insulation blanket (2" (51mm) thick). Dimensions in charts above do not include blanket thickness. For 5 year models, change suffix "3" to "5". NSF Kits available when ordering. †Exempt from ASHRAE 90.1b. Uniform Energy Factor and First Hour Rating is based on the latest AHRI directory listings. †† All models feature side or top T&P location and must specify when ordering. "E" dimension listed as side/top.

Wattage Limitations for Non-Simultaneous and Simultaneous Operation	Voltage							
	120V	208V	240V	277V	380V	415V	480V	
1500W / 1500W	yes	yes	yes	yes	yes	yes	yes	yes
2000W / 2000W	no	yes	yes	yes	yes	yes	yes	yes
2500W / 2500W	no	yes	yes	yes	yes	yes	yes	yes
3000W / 3000W	no	yes	yes	yes	yes	yes	yes	yes
3500W / 3500W	no	yes	yes	no	yes	yes	no	
4000W / 4000W	no	yes	yes	yes	yes	yes	yes	yes
4500W / 4500W	no	yes	yes	yes	yes	yes	yes	yes
5000W / 5000W	no	yes	yes	yes	yes	yes	yes	yes
5500W / 5500W	no	yes	yes	no	yes	yes	no	
6000W / 6000W	no	no	yes	yes	yes	yes	yes	

Wattage	Recovery ▲ GPH Temperature Rise °F					Wattage	Recovery ▲ LPH Temperature Rise °C				
	60	80	90	100	120		34	45	50	56	67
1500W	10	8	7	6	5	1500W	38	30	26	23	19
2000W	14	10	9	8	7	2000W	53	38	34	30	26
2500W	17	13	11	10	9	2500W	64	49	42	38	34
3000W	21	15	14	12	10	3000W	79	57	53	45	38
3500W	24	18	16	14	12	3500W	91	68	61	53	45
4000W	28	21	18	16	14	4000W	106	79	68	61	53
4500W	31	23	21	18	15	4500W	117	87	79	68	57
5000W	34	26	23	21	17	5000W	129	98	87	79	64
5500W	38	29	25	23	19	5500W	144	110	95	87	72
6000W	41	31	28	25	21	6000W	155	117	106	95	79

▲(GPH based on Non-Simultaneous operation, when Simultaneous operation the GPH/LPH will approximately double.)

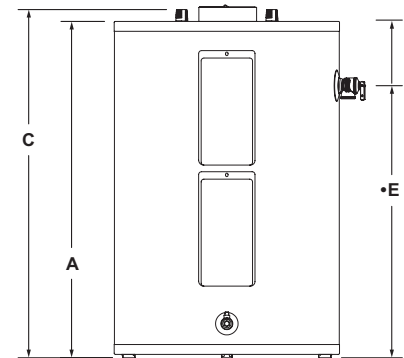


Voltage and Wattage Conversion Kits

Refer to Element Wattage minimum & maximum in chart above

Simultaneous and Non-Simultaneous Wattage	Voltage							
	120V	208V	240V	277V	380V	415V	480V	
1500W / 1500W	415-46409-01	415-46409-05	415-46409-13	415-46409-16	415-46409-24	415-46409-41	415-46409-32	
2000W / 2000W	N/A	415-46409-06	415-46409-05	415-46409-17	415-46409-43	415-46409-24	415-46409-33	
2500W / 2500W	N/A	415-46409-07	415-46409-06	415-46409-18	415-46409-25	415-46409-43	415-46409-34	
3000W / 3000W	N/A	415-46409-08	415-46409-14	415-46409-19	415-46409-26	415-46409-25	415-46409-35	
3500W / 3500W	N/A	415-46409-09	415-46409-07	N/A	415-46409-54	415-46409-26	N/A	
4000W / 4000W	N/A	415-46409-49	415-46409-08	415-46409-20	415-46409-56	415-46409-54	415-46409-36	
4500W / 4500W	N/A	415-46409-11	415-46409-09	415-46409-51	415-46409-57	415-46409-55	415-46409-59	
5000W / 5000W	N/A	415-46409-50	415-46409-15	415-46409-52	415-46409-58	415-46409-56	415-46409-38	
5500W / 5500W	N/A	415-46409-67	415-46409-49	415-46409-61**	415-46409-63	415-46409-57	415-46409-62**	
6000W / 6000W	N/A	415-46409-66*	415-46409-68	415-46409-53	415-46409-64	415-46409-58	415-46409-60	

Note: Each kit will include two replacement elements, two gaskets, a rating plate overlay and one set of instructions. For water heaters with only one element, please retain the extra element and gasket as a service part. *415-46409-66 contains only one element. **INCOLOY® element only.



•"E" dimension listed as side/top.

General:

All models comply with NAECA III requirements. All models UL® listed. These heaters are wired inter-locking (Non-Simultaneous, Three Phase) 240V with two 4500W elements, unless otherwise specified. All water connections are 3/4" NPT (19mm). All electrical connections are 3/4" (19mm). All models certified at 300 PSI test pressure (2068 kPa) and 150 PSI working pressure (1034 kPa).

Dimensions and specifications subject to change without notice in accordance with our policy of continuous product improvement.

— BRADFORD WHITE IS —



Sales: 800-523-2931 ■ Fax 215-641-1612

24/7 Technical Support: 800-334-3393 ■ Email techserv@bradfordwhite.com

Products made by Bradford White are manufactured in the United States using the finest raw materials and components from around the world.

Built to be the Best®