

- 9 Flo-Setter II pre-configured field adjustable coil kits (1/2" - 1")
- 9 Circuit Setter Plus pre-configured field adjustable coil kits (1/2" - 1")
- Assembled, boxed and ready for installation
- Flexible hoses available separately




Kwik Kits™

PRE-CONFIGURED FLO-SETTER™ II AND CIRCUIT SETTER PLUS®
COIL HOOKUP VALVE KITS


Kwik Kits

Bell & Gossett's configured coil hookup kits have been proven to save ordering and installation time, and help reduce field problems. For the very first time, B&G Kwik Kits offer all these great benefits, while also allowing for immediate turnaround by allowing product to be stocked on the shelves of wholesalers and distributors. With 18 different part numbers, Kwik Kits offer a solution for the majority of the applications you will need. Utilizing adjustable flow balance valves, both manual and automatic, and 1/2", 3/4" and 1" fixed and union connections, Kwik Kits can solve your coil hookup applications.



AF2Y Kwik Kit

- A.** Model AF Flo-Setter II pressure independent flow limiting valve
- B.** Model UA Union Accessory
- C.** Model UBY Combination ball valve/strainer



MC2Y Kwik Kit

- A.** Model MC Circuit Setter Plus manual balance valve
- B.** Model UA Union Accessory
- C.** Model UBY Combination ball valve/strainer

What makes Kwik Kits different from configured coil kits?

Kwik Kits and configured coil kits both provide all the essential valve functions to properly operate a coil.

Configured coil kits are fully customizable, with different connection size and style options for each individual kit component and custom accessories such as extended PT ports, handles and drain valves; configured coil kits provide the exact kit needed for management of any coil, including standard and highly unique applications.


Kwik Kits provide the necessary valve functions for the most common coil applications. The available configurations have been carefully selected to support as many coil applications as possible while avoiding an overly complex part numbering system. With 9 Circuit Setter Plus and 9 Flo-Setter II part numbers, Kwik Kits will be the perfect option for small jobs, repairs, ordering mistakes, and system additions. Both the Circuit Setter Plus and Flo-Setter II have field adjustable flows, which allows one valve to meet multiple application requirements.

Kwik Kit Components

Every B&G Kwik Kit includes one balance valve (either a Flo-Setter II or a Circuit Setter Plus), one Model UBY combination shut-off/y strainer and one Model UA union accessory.

Model AF - Flo-Setter II Pressure Independent Flow Limiting Valve

- NPTM Union Ended for easy serviceability of control valve.
- Unique lockable GPM dial is easy to set, requiring no instruments, charts or wheels.
- Maintains the set flow rate within $\pm 5\%$ regardless of pressure fluctuations in system.
- No minimum straight pipe lengths required before or after valve.
- Includes two pressure/temperature ports to easily measure differential pressure to validate flow.
- Integral Class IV shut-off.
- 375 psi maximum operating pressure.
- 14°F to 250°F operating temperature range.



Model MC - Circuit Setter Plus Manual Balance Valve

- NPTM Union Ended for easy serviceability of control valve.
- Calibrated name plate with memory stop screw for consistently simple balancing.
- Includes two pressure/temperature ports to facilitate proper balance, flow measurement and easy system commissioning.
- Integral positive shut-off.
- 300 psi maximum operating pressure.
- -4°F to 250°F operating temperature range.

Model UBY - Combination Ball Valve & Strainer

- Helps remove the sediment in the water that can settle inside the coil, which affects heat transfer and energy efficiency.
- Union Ended for easy serviceability of the coil.
- Built-in isolation valve allows for easy serviceability of the coil.
- Drain valve included.
- Includes a pressure/temperature port to facilitate pressure drop measurement across the coil.



Model UA - Union Accessory

- Union Ended for easy serviceability of the control valve or the coil.
- Includes an air vent to help remove trapped air in the coil during fill.
- Includes a pressure/temperature port to facilitate pressure drop measurement across the coil.

Kwik Kits Part Number Reference Chart

Model AF Flo-Setter II Kwik Kits

| Part Number | Runout/Coil Connection Size & Type | Control Valve Connection Size & Type | Approximate Shipping Weight (lbs) | Flow Range (GPM) |
|-------------|------------------------------------|--------------------------------------|-----------------------------------|------------------|
| 117645 | 1/2" NPTF | 1/2" NPTM | 6.80 | .26 - 4.75 |
| 117646 | 1/2" SWTF | 1/2" NPTM | | |
| 117647 | 3/4" NPTF | 1/2" NPTM | 8.90 | .45 - 8.50 |
| 117648 | 3/4" NPTF | 3/4" NPTM | | |
| 117649 | 3/4" SWTF | 1/2" NPTM | | |
| 117650 | 3/4" SWTF | 3/4" NPTM | | |
| 117651 | 1" NPTF | 1/2" NPTM | 13.60 | .60 - 10.56 |
| 117652 | 1" NPTF | 3/4" NPTM | | |
| 117653 | 1" NPTF | 1" NPTM | | |

Model MC Circuit Setter Plus Kwik Kits

| Part Number | Runout/Coil Connection Size & Type | Control Valve Connection Size & Type | Approximate Shipping Weight (lbs) |
|-------------|------------------------------------|--------------------------------------|-----------------------------------|
| 117654 | 1/2" NPTF | 1/2" NPTM | 7.90 |
| 117655 | 1/2" SWTF | 1/2" NPTM | |
| 117656 | 3/4" NPTF | 1/2" NPTM | 10.10 |
| 117657 | 3/4" NPTF | 3/4" NPTM | |
| 117658 | 3/4" SWTF | 1/2" NPTM | |
| 117659 | 3/4" SWTF | 3/4" NPTM | |
| 117660 | 1" NPTF | 1/2" NPTM | 12.00 |
| 117661 | 1" NPTF | 3/4" NPTM | |
| 117662 | 1" NPTF | 1" NPTM | |

Stainless Steel Flex Hoses*

| Part Number | Size | Approximate Shipping Weight (lbs) |
|-------------|--------------------|-----------------------------------|
| V1000037 | 0.50" x 12" Length | 0.61 |
| V1000043 | 0.50" x 18" Length | 0.70 |
| V1000031 | 0.50" x 24" Length | 0.79 |
| V1000049 | 0.50" x 36" Length | 0.97 |
| V1000038 | 0.75" x 12" Length | 0.99 |
| V1000044 | 0.75" x 18" Length | 1.12 |
| V1000032 | 0.75" x 24" Length | 1.25 |
| V1000050 | 0.75" x 36" Length | 1.51 |
| V1000039 | 1.00" x 12" Length | 2.04 |
| V1000045 | 1.00" x 18" Length | 2.23 |
| V1000033 | 1.00" x 24" Length | 2.42 |
| V1000051 | 1.00" x 36" Length | 2.80 |

*NPTM Fixed End Connection x Compression Connection to NPTM Adapter

Submittal Reference**

| Submittal Number | |
|------------------|---|
| A-606.9 | MC2Y Coil Kit Submittal |
| A-616.3 | AF2Y Coil Kit Submittal |
| A-606.17 | Model MC Circuit Setter Plus Valve Submittal |
| A-611.1 | Model AF Flo-Setter II Valve Submittal |
| A-606.20 | Model UBY Combination ball valve/strainer Valve Submittal |
| A-606.18 | Model UA Union Accessory Valve Submittal |

**Located on our website at <http://bellgossett.com/flow-balancing/custom-coil-hook-ups/valvecoil-hook-up-kits/>

We value your feedback. Please take our 3 question survey at bellgossett.com/survey to let us know how we are doing.



Xylem Inc.
8200 N. Austin Avenue
Morton Grove, Illinois 60053
Phone: (847) 966-3700
Fax: (847) 965-8379
www.bellgossett.com

Bell & Gossett is a trademark of Xylem Inc. or one of its subsidiaries.
© 2017 Xylem Inc. A-634 October 2017