

# PLUMBING VALVES

Offering a variety  
of connection types  
for a wide range of  
applications



**BOSHART**  
INDUSTRIES

**INDEX**

| <b>Product Line</b>                        | <b>Page</b> |
|--|-------------|
| Brass Gate Valves                          | 1           |
| Mini Brass Ball Valves                     | 2           |
| Brass Ball Valves                          | 2           |
| Brass Ball Valves with Drain               | 6           |
| Brass Ball Valves - Locking Handle         | 7           |
| Stainless Steel Ball Valves                | 8           |
| PVC Ball Valves                            | 9           |
| Premium PVC Ball Valves                    | 10          |
| Bent Nose Garden Valves                    | 12          |
| Gas Ball Valves                            | 12          |
| Hose Bibbs / Sampling Faucets              | 13          |
| No-Kink Hose Bibbs                         | 13          |
| Brass Sillcocks                            | 14          |
| Sediment Faucets / Boiler Drains           | 15          |
| Stop / Stop & Waste Valves                 | 16          |
| Chrome Plated Non-Freeze Lawn Faucets      | 16          |
| Vacuum Breakers                            | 18          |
| Chrome Plated Supply Stops                 | 19          |
| Ice Maker Chrome Plated Supply Stops       | 20          |
| Washing Machine Chrome Plated Supply Stops | 20          |



## MINI BRASS BALL VALVES

These ball valves are designed as an easy shut off in 1/4" or 1/8" pipe applications. They are no lead and can be used for potable water applications.

| Part No. | Size | Port Size | Quantity |    | List Price - A |
|----------|------|-----------|----------|----|----------------|
|          |      |           | L1       | L2 |                |

List Price Effective: October 15, 2021



**Full Port Brass, Seat Material: PTFE, Stem Packing Material: PTFE, Ball Material: Chrome Plated, Tee Handle**  
**FPT Connection**  
 Temperature Range: Up to 180°F (82°C), Maximum Pressure: 600 PSI CWP  
 • NSF/ANSI Standard 372 Certified



|           |      |       |    |     |          |
|-----------|------|-------|----|-----|----------|
| 0828-01NL | 1/8" | 0.30" | 20 | 200 | \$ 11.29 |
| 0828-02NL | 1/4" | 0.30" | 20 | 200 | \$ 10.85 |



**Full Port Brass, Seat Material: PTFE, Stem Packing Material: PTFE, Ball Material: Chrome Plated, Tee Handle**  
**MPT x FPT Connection**  
 Temperature Range: Up to 180°F (82°C), Maximum Pressure: 600 PSI CWP  
 • NSF/ANSI Standard 372 Certified



|               |             |       |    |     |          |
|---------------|-------------|-------|----|-----|----------|
| 0828-01M01FNL | 1/8"        | 0.30" | 20 | 200 | \$ 11.36 |
| 0828-01M02FNL | 1/8" x 1/4" | 0.30" | 20 | 200 | \$ 11.07 |
| 0828-02M02FNL | 1/4"        | 0.30" | 20 | 200 | \$ 10.94 |

## BRASS BALL VALVES

Boshart's Brass Ball Valves are an excellent choice for a variety of applications where there is low risk of corrosion. Most connections come in both a leaded and no lead version to accommodate for potable water.

| Part No. | Size | Port Size | Quantity |    | List Price - A |
|----------|------|-----------|----------|----|----------------|
|          |      |           | L1       | L2 |                |

List Price Effective: October 15, 2021



**Standard Port Brass, Seat Material: PTFE, Stem Packing Material: PTFE, Ball Material: Chrome Plated, Rubber Grip Handle**  
**Comp Connection**

Temperature Range: Up to 300°F (149°C), Maximum Pressure: 200 PSI CWP  
 • NSF/ANSI Standard 61 & 372 Certified  
 • cUPC Standard IGC 157 Certified

Note: Can be used to make connections between Copper, Brass, Aluminum, Plastic, CPVC & Pex tubing. Not recommended for use with steel tubing, designed for use with tube manufactured to CTS-OD tubing.

|              |      |       |    |     |          |
|--------------|------|-------|----|-----|----------|
| 082CPND-05NL | 1/2" | 0.59" | 10 | 100 | \$ 21.41 |
| 082CPND-07NL | 3/4" | 0.78" | 10 | 60  | \$ 32.27 |
| 082CPND-10NL | 1"   | 0.98" | 6  | 30  | \$ 48.82 |



**Standard Port Brass, Seat Material: PTFE, Stem Packing Material: PTFE, Ball Material: Chrome Plated, Rubber Grip Handle**  
**PEX Connection**

Temperature Range: Up to 203°F (95°C), Maximum Pressure: 400 PSI CWP  
 • NSF/ANSI Standard 61 & 372 Certified  
 • cUPC Standard IGC 157 Certified

|            |      |       |    |     |          |
|------------|------|-------|----|-----|----------|
| 0821P-03NL | 3/8" | 0.39" | 10 | 120 | \$ 15.99 |
| 0821P-05NL | 1/2" | 0.39" | 10 | 120 | \$ 7.71  |
| 0821P-07NL | 3/4" | 0.59" | 10 | 90  | \$ 12.40 |
| 0821P-10NL | 1"   | 0.79" | 6  | 30  | \$ 20.80 |



Contact your sales rep for any further information

Toll Free: 1-800-561-3164

boshart.com

## BRASS BALL VALVES

| Part No. | Size | Port Size | Quantity List |    |           |
|----------|------|-----------|---------------|----|-----------|
|          |      |           | L1            | L2 | Price - A |

List Price Effective: October 15, 2021



**Full Port Brass, Seat Material: PTFE, Stem Packing Material: PTFE,  
Ball Material: Chrome Plated, Rubber Grip Handle  
FPT Connection**  
 Temperature Range: -20°F to 300°F (-29°C to 149°C), Maximum Pressure: 600 PSI CWP

- NSF/ANSI Standard 61 & 372 Certified
- cUPC Standard IGC 157 Certified
- CSA listed to the following standard
  - ASME B16.44 & CGA/CR91-002: 5 PSIG (5G)
- Threads conform to ANSI / ASME B1.20.1

Stainless Steel Ball for sizes 1" to 2"



|           |        |       |    |     |          |
|-----------|--------|-------|----|-----|----------|
| 0825-02NL | 1/4"   | 0.39" | 12 | 120 | \$ 10.09 |
| 0825-03NL | 3/8"   | 0.39" | 12 | 120 | \$ 10.09 |
| 0825-05NL | 1/2"   | 0.59" | 10 | 100 | \$ 12.61 |
| 0825-07NL | 3/4"   | 0.78" | 8  | 64  | \$ 18.62 |
| 0825-10NL | 1"     | 0.98" | 6  | 30  | \$ 30.32 |
| 0825-12NL | 1-1/4" | 1.26" | 6  | 24  | \$ 46.54 |
| 0825-15NL | 1-1/2" | 1.57" | 4  | 16  | \$ 64.37 |
| 0825-20NL | 2"     | 1.97" | 2  | 8   | \$ 90.13 |



**Full Port Brass, Seat Material: PTFE, Stem Packing Material: PTFE,  
Ball Material: Chrome Plated, Rubber Grip Handle  
CxC Connection**  
 Temperature Range: -20°F to 300°F (-29°C to 149°C), Maximum Pressure: 600 PSI CWP

- NSF/ANSI Standard 61 & 372 Certified
- cUPC Standard IGC 157 Certified
- CSA listed to the following standard
  - ASME B16.44 & CGA/CR91-002: 5 PSIG (5G)
- Threads conform to ANSI / ASME B1.20.1

Stainless Steel Ball for sizes 1" to 2"



|            |        |       |    |     |          |
|------------|--------|-------|----|-----|----------|
| 0825C-05NL | 1/2"   | 0.59" | 10 | 100 | \$ 10.70 |
| 0825C-07NL | 3/4"   | 0.79" | 8  | 64  | \$ 17.05 |
| 0825C-10NL | 1"     | 0.98" | 6  | 30  | \$ 28.71 |
| 0825C-12NL | 1-1/4" | 1.26" | 6  | 24  | \$ 44.97 |
| 0825C-15NL | 1-1/2" | 1.58" | 4  | 16  | \$ 62.82 |
| 0825C-20NL | 2"     | 1.97" | 2  | 8   | \$ 88.57 |



**Full Port Brass, Seat Material: PTFE, Stem Packing Material: PTFE,  
Ball Material: Stainless Steel, Rubber Grip Handle  
FPT Connection**



Temperature Range: Up to 300°F (149°C), Maximum Pressure: 600 PSI CWP

- NSF/ANSI Standard 61 & 372 Certified
- cUPC Standard IGC 157 Certified (1/4" - 2" only)
- CSA listed to the following standards (1/4" - 2" only)
  - ANSI Z21.15 & CGA 9.1: 1/2 PSIG (1/2PSI)
  - ASME B16.44 & CGA/CR91-002: 5 PSIG (5G)
  - ASME B16.33 & CAN/CGA 3.16 : 125 PSIG (BRS125G / CAN 3.16)
- UL listed to the following standards (1/4" - 2" only)
  - UL 1477 (YQNZ): Compressed gas shutoff valves - 600 PSI (1/4" - 1") 300 PSI (1-1/4" - 2")
  - UL 842 (YRBX): Flammable liquid shutoff valves - 600 PSI (1/4" - 1") 300 PSI (1-1/4" - 2")
  - UL 842 (YRPV): Gas shutoff valves - 600 PSI (1/4" - 1") 300 PSI (1-1/4" - 2")
  - UL 842 (MHKZ): Manual valves - 600 PSI (1/4" - 1") 300 PSI (1-1/4" - 2")
  - UL 125 (YSdT): LP-Gas shutoff valves - 600 PSI (1/4" - 1") 300 PSI (1-1/4" - 2")
- FM Standard 1140 Certified (1/4" - 2" only)

Maximum Pressure Rating of 400 PSI CWP for sizes 2-1/2" to 4"

|           |        |       |    |     |           |
|-----------|--------|-------|----|-----|-----------|
| 0827-02NL | 1/4"   | 0.39" | 12 | 120 | \$ 11.31  |
| 0827-03NL | 3/8"   | 0.39" | 12 | 120 | \$ 11.25  |
| 0827-05NL | 1/2"   | 0.59" | 10 | 100 | \$ 14.71  |
| 0827-07NL | 3/4"   | 0.75" | 8  | 64  | \$ 22.22  |
| 0827-10NL | 1"     | 0.98" | 6  | 30  | \$ 36.21  |
| 0827-12NL | 1-1/4" | 1.25" | 6  | 24  | \$ 55.97  |
| 0827-15NL | 1-1/2" | 1.57" | 4  | 16  | \$ 75.77  |
| 0827-20NL | 2"     | 1.97" | 2  | 8   | \$ 105.06 |
| 0827-25NL | 2-1/2" | 2.52" | 2  | 4   | \$ 260.17 |
| 0827-30NL | 3"     | 2.95" | 4  |     | \$ 346.23 |
| 0827-40NL | 4"     | 3.90" | 2  |     | \$ 639.22 |

Contact your sales rep for any further information

**Toll Free: 1-800-561-3164**  
boshart.com



## BRASS BALL VALVES

| Part No. | Size | Port Size | Quantity List |    | Price - A |
|----------|------|-----------|---------------|----|-----------|
|          |      |           | L1            | L2 |           |

List Price Effective: October 15, 2021



**Full Port Brass, Seat Material: PTFE, Stem Packing Material: PTFE,  
Ball Material: Stainless Steel, Rubber Grip Handle  
CxC Connection**

Temperature Range: Up to 300°F (149°C), Maximum Pressure: 600 PSI CWP

- cUPC Standard IGC 157 Certified (1/4" - 2" only)
- UL listed to the following standards (1/4" - 2" only)
  - UL 1477 (YQNZ): Compressed gas shutoff valves - 600 PSI (1/4" - 1") 300 PSI (1-1/4" - 2")
  - UL 842 (YRBX): Flammable liquid shutoff valves - 600 PSI (1/4" - 1") 300 PSI (1-1/4" - 2")
  - UL 842 (YRPV): Gas shutoff valves - 600 PSI (1/4" - 1") 300 PSI (1-1/4" - 2")
  - UL 842 (MHKZ): Manual valves - 600 PSI (1/4" - 1") 300 PSI (1-1/4" - 2")
  - UL 125 (YSDT): LP-Gas shutoff valves - 600 PSI (1/4" - 1") 300 PSI (1-1/4" - 2")
- FM Standard 1140 Certified (1/4" - 2" only)

|          |        |       |    |     |           |
|----------|--------|-------|----|-----|-----------|
| 0827C-05 | 1/2"   | 0.59" | 10 | 100 | \$ 12.26  |
| 0827C-07 | 3/4"   | 0.75" | 8  | 64  | \$ 19.93  |
| 0827C-10 | 1"     | 0.98" | 6  | 30  | \$ 33.12  |
| 0827C-12 | 1-1/4" | 1.25" | 6  | 24  | \$ 48.30  |
| 0827C-15 | 1-1/2" | 1.57" | 4  | 16  | \$ 70.09  |
| 0827C-20 | 2"     | 1.97" | 2  | 8   | \$ 106.42 |
| 0827C-25 | 2-1/2" | 2.52" | 2  | 4   | \$ 222.38 |
| 0827C-30 | 3"     | 2.95" | 4  |     | \$ 333.04 |
| 0827C-40 | 4"     | 3.90" | 2  |     | \$ 539.70 |



**Full Port Brass, Seat Material: PTFE, Stem Packing Material: PTFE,  
Ball Material: Chrome Plated, Rubber Grip Handle  
Push Fit Connection**

Temperature Range: Up to 200°F (93°C), Maximum Pressure: 200 PSI

- NSF/ANSI Standard 61 & 372 Certified
- ASSE Standard 1061 Certified

|            |      |       |    |     |          |
|------------|------|-------|----|-----|----------|
| 082PF-05NL | 1/2" | 0.63" | 10 | 120 | \$ 17.03 |
| 082PF-07NL | 3/4" | 0.88" | 10 | 60  | \$ 26.03 |
| 082PF-10NL | 1"   | 1.13" | 6  | 30  | \$ 41.63 |



Contact your sales rep for any further information

Toll Free: 1-800-561-3164  
boshart.com

## BRASS BALL VALVES WITH DRAIN

Boshart's Brass Ball Valves with a drain are perfect for applications where water needs to be drained from the pipe after the valve. When installing one of these valves make sure the drain is not installed on the supply side of the valve.

| Part No. | Size | Port Size | Quantity |    | List Price - A |
|----------|------|-----------|----------|----|----------------|
|          |      |           | L1       | L2 |                |

List Price Effective: October 15, 2021



**Standard Port Brass, Seat Material: PTFE, Stem Packing Material: PTFE, Ball Material: Chrome Plated, Rubber Grip Handle  
Comp Connection**

Temperature Range: Up to 300°F (149°C), Maximum Pressure: 200 PSI CWP

- NSF/ANSI Standard 61 & 372 Certified
- cUPC Standard IGC 157 Certified

Note: Can be used to make connections between Copper, Brass, Aluminum, Plastic, CPVC & Pex tubing. Not recommended for use with steel tubing, designed for use with tube manufactured to CTS-OD tubing.

Note: Can be used to make connections between Copper, Brass, Aluminum, Plastic, CPVC & Pex tubing. Not recommended for use with steel tubing, designed for use with tube manufactured to CTS-OD tubing.

|            |      |       |    |     |          |
|------------|------|-------|----|-----|----------|
| 082CP-05NL | 1/2" | 0.59" | 10 | 100 | \$ 22.58 |
| 082CP-07NL | 3/4" | 0.79" | 10 | 60  | \$ 33.45 |
| 082CP-10NL | 1"   | 0.98" | 6  | 30  | \$ 50.09 |



**Standard Port Brass, Seat Material: PTFE, Stem Packing Material: PTFE, Ball Material: Chrome Plated, Rubber Grip Handle  
PEX Connection**

Temperature Range: Up to 203°F (95°C), Maximum Pressure: 400 PSI CWP

- NSF/ANSI Standard 61 & 372 Certified
- cUPC Standard IGC 157 Certified

|              |      |       |    |     |          |
|--------------|------|-------|----|-----|----------|
| 0821WDP-05NL | 1/2" | 0.39" | 10 | 120 | \$ 9.31  |
| 0821WDP-07NL | 3/4" | 0.59" | 10 | 90  | \$ 15.10 |
| 0821WDP-10NL | 1"   | 0.79" | 6  | 30  | \$ 25.80 |



**Full Port Brass, Seat Material: PTFE, Stem Packing Material: PTFE, Ball Material: Chrome Plated, Rubber Grip Handle  
FPT Connection**

Temperature Range: Up to 300°F (149°C), Maximum Pressure: 600 PSI WOG

- NSF/ANSI Standard 61 & 372 Certified
- cUPC Standard IGC 157 Certified

|            |      |       |    |     |          |
|------------|------|-------|----|-----|----------|
| 082WD-05NL | 1/2" | 0.59" | 10 | 120 | \$ 18.67 |
| 082WD-07NL | 3/4" | 0.75" | 10 | 60  | \$ 29.38 |
| 082WD-10NL | 1"   | 1.02" | 6  | 30  | \$ 46.29 |



**Full Port Brass, Seat Material: PTFE, Stem Packing Material: PTFE, Ball Material: Chrome Plated, Rubber Grip Handle  
CxC Connection**

Temperature Range: Up to 300°F (149°C), Maximum Pressure: 600 PSI WOG

- NSF/ANSI Standard 61 & 372 Certified
- cUPC Standard IGC 157 Certified

|             |      |       |    |     |          |
|-------------|------|-------|----|-----|----------|
| 082WDC-05NL | 1/2" | 0.59" | 10 | 120 | \$ 17.17 |
| 082WDC-07NL | 3/4" | 0.75" | 10 | 60  | \$ 26.99 |
| 082WDC-10NL | 1"   | 1.02" | 6  | 30  | \$ 44.15 |



**Full Port Brass, Seat Material: PTFE, Ball Material: Chrome Plated, Rubber Grip Handle  
Push Fit Connection**

Temperature Range: Up to 200°F (93°C), Maximum Pressure: 200 PSI

- NSF/ANSI Standard 61 & 372 Certified
- ASSE Standard 1061 Certified

|              |      |       |    |     |          |
|--------------|------|-------|----|-----|----------|
| 082PF-05WDNL | 1/2" | 0.63" | 10 | 120 | \$ 19.00 |
| 082PF-07WDNL | 3/4" | 0.88" | 10 | 60  | \$ 28.82 |
| 082PF-10WDNL | 1"   | 1.13" | 6  | 30  | \$ 44.37 |



Contact your sales rep for any further information

Toll Free: 1-800-561-3164

boshart.com

## BRASS BALL VALVES - LOCKING HANDLE

Boshart's Brass Ball Valves with a locking handle can be locked in the open or closed position with a padlock. This provides more security and prevents the ball valve from being tampered with.



| Part No. | Size | Port Size | Quantity List |    | List Price - A |
|----------|------|-----------|---------------|----|----------------|
|          |      |           | L1            | L2 |                |

List Price Effective: October 15, 2021

**Full Port Brass, Seat Material: PTFE, Stem Packing Material: Viton,  
Ball Material: Chrome Plated, Rubber Grip Handle  
FPT Connection**

Temperature Range: Up to 350°F (177°C), Maximum Pressure: 600 PSI CWP

- NSF/ANSI Standard 61 Certified
- CSA listed to the following standards (1/4" - 2" only)
  - ANSI Z21.15 & CGA 9.1: 1/2 PSIG (1/2PSI)
  - ASME B16.44 & CGA/CR91-002: 5 PSIG (5G)
  - ASME B16.33 & CAN/CGA 3.16 : 125 PSIG (BRS125G / CAN 3.16)
- UL listed to the following standards
  - UL 258 (VQGU): Trim and drain valves - 600 PSI (1/4" - 2")
  - UL 1477 (YQNZ): Compressed gas shutoff valves - 600 PSI (1/4" - 2") 450 PSI (2-1/2" - 4")
  - UL 842 (YRBX): Flammable liquid shutoff valves - 600 PSI (1/4" - 2") 250 PSI (2-1/2" - 4")
  - UL 842 (YRPV): Gas shutoff valves - 600 PSI (1/4" - 2") 250 PSI (2-1/2" - 4")
  - UL 842 (MHKZ): Manual valves - 600 PSI (1/4" - 2") 250 PSI (2-1/2" - 4")
  - UL 125 (YSDT): LP-Gas shutoff valves - 600 PSI (1/4" - 2") 450 PSI (2-1/2" - 4")
- CRN Registered 0C0966
- Manufactured according to MSS SP-110

Note: Padlock not included.

Maximum Pressure Rating of 450 PSI CWP for sizes 2-1/2" to 4"

|           |        |       |    |     |             |
|-----------|--------|-------|----|-----|-------------|
| 0826LH-02 | 1/4"   | 0.31" | 12 | 192 | \$ 42.68    |
| 0826LH-03 | 3/8"   | 0.39" | 12 | 192 | \$ 42.68    |
| 0826LH-05 | 1/2"   | 0.59" | 8  | 128 | \$ 45.78    |
| 0826LH-07 | 3/4"   | 0.79" | 12 | 96  | \$ 62.34    |
| 0826LH-10 | 1"     | 0.98" | 8  | 64  | \$ 97.44    |
| 0826LH-12 | 1-1/4" | 1.26" | 8  | 32  | \$ 156.32   |
| 0826LH-15 | 1-1/2" | 1.57" | 6  | 24  | \$ 203.46   |
| 0826LH-20 | 2"     | 1.97" | 4  | 16  | \$ 292.73   |
| 0826LH-25 | 2-1/2" | 2.56" | 2  |     | \$ 910.34   |
| 0826LH-30 | 3"     | 3.15" |    |     | \$ 1,240.06 |
| 0826LH-40 | 4"     | 3.94" |    |     | \$ 1,965.14 |

Contact your sales rep for any further information

Toll Free: 1-800-561-3164  
boshart.com



## PVC BALL VALVES

PVC Ball Valves are durable and excellent for a variety of applications, including water supply, swimming pools, and irrigation applications. 0922CTS series are for hot water applications.

| Part No. | Size | Port Size | Quantity | List Price - A |
|----------|------|-----------|----------|----------------|
|          |      |           | L1 L2    |                |

List Price Effective: February 01, 2021



**PVC, Seat Material: EPDM, Stem Packing Material: EPDM, Ball Material: PVC, ABS Tee Handle  
FPT Connection**  
Temperature Range: 41°F to 122°F (5°C to 50°C), Maximum Pressure: 150 PSI @ 73°F (23°C)  
• NSF/ANSI Standard 372 Certified  
Suitable for both Schedule 40 & 80 PVC Pipe.



|         |        |       |     |           |
|---------|--------|-------|-----|-----------|
| 0929-05 | 1/2"   | 0.59" | 200 | \$ 2.22   |
| 0929-07 | 3/4"   | 0.79" | 160 | \$ 3.29   |
| 0929-10 | 1"     | 0.98" | 96  | \$ 5.12   |
| 0929-12 | 1-1/4" | 1.26" | 72  | \$ 7.07   |
| 0929-15 | 1-1/2" | 1.42" | 45  | \$ 9.91   |
| 0929-20 | 2"     | 1.81" | 36  | \$ 15.79  |
| 0929-25 | 2-1/2" | 2.48" | 12  | \$ 37.75  |
| 0929-30 | 3"     | 3.15" | 8   | \$ 59.39  |
| 0929-40 | 4"     | 3.81" | 6   | \$ 112.20 |



**PVC, Seat Material: EPDM, Stem Packing Material: EPDM, Ball Material: PVC, ABS Tee Handle  
Slip Connection**  
Temperature Range: 41°F to 122°F (5°C to 50°C), Maximum Pressure: 150 PSI @ 73°F (23°C)  
• NSF/ANSI Standard 372 Certified  
Suitable for both Schedule 40 & 80 PVC Pipe.



|          |        |       |     |           |
|----------|--------|-------|-----|-----------|
| 0929S-05 | 1/2"   | 0.59" | 200 | \$ 2.13   |
| 0929S-07 | 3/4"   | 0.79" | 160 | \$ 3.12   |
| 0929S-10 | 1"     | 0.98" | 96  | \$ 5.12   |
| 0929S-12 | 1-1/4" | 1.26" | 72  | \$ 6.74   |
| 0929S-15 | 1-1/2" | 1.42" | 45  | \$ 9.78   |
| 0929S-20 | 2"     | 1.81" | 36  | \$ 15.14  |
| 0929S-25 | 2-1/2" | 2.48" | 12  | \$ 36.02  |
| 0929S-30 | 3"     | 3.15" | 8   | \$ 56.34  |
| 0929S-40 | 4"     | 3.81" | 6   | \$ 106.59 |



**True Union UPVC, Seat Material: PTFE, Stem Packing Material: EPDM, Ball Material: UPVC, ABS Tee Handle  
FPT or Slip Connection**  
Temperature Range: 41°F to 122°F (5°C to 50°C), Maximum Pressure: 150 PSI @ 73°F (23°C)  
Note: Double union / double block design permits in-line maintenance without disconnecting pipe. Ends are blocked with bayonet style lock to prevent ball from being blown out. Handle is equipped with removable spanner device.  
Suitable for both Schedule 40 & 80 PVC Pipe.



|         |        |       |    |          |
|---------|--------|-------|----|----------|
| 0924-05 | 1/2"   | 0.51" | 48 | \$ 11.77 |
| 0924-07 | 3/4"   | 0.55" | 36 | \$ 15.45 |
| 0924-10 | 1"     | 0.84" | 24 | \$ 21.42 |
| 0924-12 | 1-1/4" | 1.28" | 24 | \$ 31.58 |
| 0924-15 | 1-1/2" | 2.03" | 24 | \$ 42.07 |
| 0924-20 | 2"     | 3.86" | 12 | \$ 58.03 |



**CPVC, Seat Material: PTFE, Stem Packing Material: EPDM, Ball Material: CPVC, ABS Tee Handle  
CTS Connection**  
Temperature Range: Short: 212°F (100°C), Continuous: 32°F to 194°F (0°C to 90°C), Maximum Pressure: Working: 150 PSI @73°F (23°C), Test: 225 PSI  
• NSF/ANSI Standard 61 & 372 Certified  
Suitable for cold & hot water.



|            |        |       |     |          |
|------------|--------|-------|-----|----------|
| 0922CTS-05 | 1/2"   | 0.49" | 360 | \$ 3.26  |
| 0922CTS-07 | 3/4"   | 0.72" | 224 | \$ 5.33  |
| 0922CTS-10 | 1"     | 0.93" | 120 | \$ 9.21  |
| 0922CTS-12 | 1-1/4" | 0.98" | 96  | \$ 13.19 |
| 0922CTS-15 | 1-1/2" | 1.18" | 72  | \$ 18.92 |
| 0922CTS-20 | 2"     | 1.42" | 36  | \$ 27.45 |

Contact your sales rep for any further information

Toll Free: 1-800-561-3164  
boshart.com

## PREMIUM PVC BALL VALVES

PVC Ball Valves are durable and excellent for a variety of applications, including water supply, swimming pools, and irrigation applications.

| Part No. | Size | Port Size | Quantity List |    | List Price - A |
|----------|------|-----------|---------------|----|----------------|
|          |      |           | L1            | L2 |                |

List Price Effective: February 01, 2021



**Molded in Place PVC, Seat Material: EPDM, Stem Packing Material: EPDM,  
Ball Material: PVC, ABS Tee Handle  
FPT Connection**

Temperature Range: 41°F to 122°F (5°C to 50°C), Maximum Pressure: 150 PSI @ 73°F (23°C)  
• NSF/ANSI Standard 61 & 372 Certified (1/2" to 2" only)  
Suitable for both Schedule 40 & 80 PVC pipe.



|         |        |       |     |           |
|---------|--------|-------|-----|-----------|
| 0921-05 | 1/2"   | 0.55" | 100 | \$ 4.13   |
| 0921-07 | 3/4"   | 0.79" | 100 | \$ 5.52   |
| 0921-10 | 1"     | 0.98" | 100 | \$ 7.35   |
| 0921-12 | 1-1/4" | 1.18" | 100 | \$ 9.24   |
| 0921-15 | 1-1/2" | 1.42" | 48  | \$ 15.81  |
| 0921-20 | 2"     | 1.83" | 24  | \$ 20.98  |
| 0921-25 | 2-1/2" | 2.36" | 12  | \$ 49.46  |
| 0921-30 | 3"     | 3.03" | 12  | \$ 85.23  |
| 0921-40 | 4"     | 3.93" | 6   | \$ 160.07 |



**Molded in Place PVC, Seat Material: EPDM, Stem Packing Material: EPDM,  
Ball Material: PVC, ABS Tee Handle  
Slip Connection**

Temperature Range: 41°F to 122°F (5°C to 50°C), Maximum Pressure: 150 PSI @ 73°F (23°C)  
• NSF/ANSI Standard 61 & 372 Certified (1/2" to 2" only)  
Suitable for both Schedule 40 & 80 PVC pipe.



|          |        |       |     |           |
|----------|--------|-------|-----|-----------|
| 0921S-05 | 1/2"   | 0.55" | 100 | \$ 4.13   |
| 0921S-07 | 3/4"   | 0.79" | 100 | \$ 5.52   |
| 0921S-10 | 1"     | 0.98" | 100 | \$ 7.35   |
| 0921S-12 | 1-1/4" | 1.18" | 100 | \$ 9.24   |
| 0921S-15 | 1-1/2" | 1.42" | 48  | \$ 15.81  |
| 0921S-20 | 2"     | 1.83" | 24  | \$ 20.98  |
| 0921S-25 | 2-1/2" | 2.36" | 12  | \$ 49.46  |
| 0921S-30 | 3"     | 3.03" | 12  | \$ 85.23  |
| 0921S-40 | 4"     | 3.93" | 6   | \$ 160.07 |



**Molded in Place PVC, Seat Material: PTFE, Stem Packing Material: Viton,  
Ball Material: PVC, ABS Tee Handle  
FPT Connection**

Temperature Range: 41°F to 122°F (5°C to 50°C), Maximum Pressure: 150 PSI @ 73°F (23°C)  
Suitable for both Schedule 40 & 80 PVC pipe.



|         |        |       |     |          |
|---------|--------|-------|-----|----------|
| 0923-05 | 1/2"   | 0.55" | 100 | \$ 9.18  |
| 0923-07 | 3/4"   | 0.79" | 100 | \$ 10.90 |
| 0923-10 | 1"     | 0.98" | 100 | \$ 16.10 |
| 0923-12 | 1-1/4" | 1.18" | 100 | \$ 18.38 |
| 0923-15 | 1-1/2" | 1.42" | 48  | \$ 32.22 |
| 0923-20 | 2"     | 1.83" | 24  | \$ 40.47 |



**Molded in Place PVC, Seat Material: PTFE, Stem Packing Material: Viton,  
Ball Material: PVC, ABS Tee Handle  
Slip Connection**

Temperature Range: 41°F to 122°F (5°C to 50°C), Maximum Pressure: 150 PSI @ 73°F (23°C)  
Suitable for both Schedule 40 & 80 PVC pipe.



|          |        |       |     |          |
|----------|--------|-------|-----|----------|
| 0923S-05 | 1/2"   | 0.55" | 100 | \$ 8.74  |
| 0923S-07 | 3/4"   | 0.79" | 100 | \$ 10.55 |
| 0923S-10 | 1"     | 0.98" | 100 | \$ 15.57 |
| 0923S-12 | 1-1/4" | 1.18" | 100 | \$ 17.79 |
| 0923S-15 | 1-1/2" | 1.42" | 48  | \$ 32.22 |
| 0923S-20 | 2"     | 1.83" | 24  | \$ 39.17 |



**Single Union UPVC, Seat Material: EPDM, Stem Packing Material: EPDM,  
Ball Material: UPVC, ABS Tee Handle  
FPT Connection**

Temperature Range: 41°F to 122°F (5°C to 50°C), Maximum Pressure: 150 PSI @ 73°F (23°C)  
• Threads conform to ANSI/ASME B1.20.1  
Suitable for both Schedule 40 & 80 PVC pipe.



|         |        |       |    |          |
|---------|--------|-------|----|----------|
| 0933-15 | 1-1/2" | 1.52" | 48 | \$ 17.02 |
| 0933-20 | 2"     | 1.89" | 24 | \$ 23.63 |

Contact your sales rep for any further information

Toll Free: 1-800-561-3164  
boshart.com

## PREMIUM PVC BALL VALVES

| Part No. | Size | Port Size | Quantity List |    | Price - A |
|----------|------|-----------|---------------|----|-----------|
|          |      |           | L1            | L2 |           |

List Price Effective: February 01, 2021



**Single Union UPVC, Seat Material: EPDM, Stem Packing Material: EPDM,  
Ball Material: UPVC, ABS Tee Handle  
Slip Connection**  
 Temperature Range: 41°F to 122°F (5°C to 50°C), Maximum Pressure: 150 PSI @ 73°F (23°C)  
 • Slip connections conform to ASTM D2466  
 Suitable for both Schedule 40 & 80 PVC pipe.



|          |        |       |    |          |
|----------|--------|-------|----|----------|
| 0933S-15 | 1-1/2" | 1.52" | 48 | \$ 16.49 |
| 0933S-20 | 2"     | 1.89" | 24 | \$ 23.95 |



**True Union UPVC, Seat Material: PTFE, Stem Packing Material: EPDM,  
Ball Material: UPVC, ABS Tee Handle  
FPT or Slip Connection**  
 Temperature Range: 41°F to 122°F (5°C to 50°C), Maximum Pressure: 150 PSI @ 73°F (23°C)  
 Note: Double union / double block design permits in-line maintenance without disconnecting pipe. Ends are blocked with bayonet style lock to prevent ball from being blown out. Handle is equipped with removable spanner device.  
 Suitable for both Schedule 40 & 80 PVC pipe.



|           |        |       |    |           |
|-----------|--------|-------|----|-----------|
| 0925-05NL | 1/2"   | 0.51" | 48 | \$ 16.56  |
| 0925-07NL | 3/4"   | 0.71" | 36 | \$ 22.37  |
| 0925-10NL | 1"     | 0.91" | 24 | \$ 31.03  |
| 0925-12NL | 1-1/4" | 1.18" | 24 | \$ 45.75  |
| 0925-15NL | 1-1/2" | 1.50" | 24 | \$ 60.93  |
| 0925-20NL | 2"     | 1.89" | 12 | \$ 83.95  |
| 0925-25NL | 2-1/2" | 2.36" | 6  | \$ 159.82 |
| 0925-30NL | 3"     | 2.72" | 6  | \$ 275.88 |
| 0925-40NL | 4"     | 3.94" |    | \$ 536.36 |



**True Union UPVC, Seat Material: PTFE, Stem Packing Material: Viton,  
Ball Material: UPVC, ABS Tee Handle  
FPT or Slip Connection**  
 Temperature Range: 41°F to 122°F (5°C to 50°C), Maximum Pressure: 150 PSI @ 73°F (23°C)  
 Note: Double union / double block design permits in-line maintenance without disconnecting pipe. Ends are blocked with bayonet style lock to prevent ball from being blown out. Handle is equipped with removable spanner device.  
 Suitable for both Schedule 40 & 80 PVC pipe.



|         |        |       |    |           |
|---------|--------|-------|----|-----------|
| 0926-05 | 1/2"   | 0.51" | 48 | \$ 21.55  |
| 0926-07 | 3/4"   | 0.71" | 36 | \$ 28.61  |
| 0926-10 | 1"     | 0.91" | 24 | \$ 37.91  |
| 0926-12 | 1-1/4" | 1.18" | 24 | \$ 49.91  |
| 0926-15 | 1-1/2" | 1.50" | 24 | \$ 70.81  |
| 0926-20 | 2"     | 1.89" | 12 | \$ 102.31 |
| 0926-25 | 2-1/2" | 2.36" | 6  | \$ 175.60 |
| 0926-30 | 3"     | 2.72" | 6  | \$ 274.18 |
| 0926-40 | 4"     | 3.94" |    | \$ 547.26 |

Contact your sales rep for any further information

Toll Free: 1-800-561-3164  
boshart.com

## GAS BALL VALVES

Boshart's Gas Ball Valves have a two piece forged brass body and a blow out proof stem. Available in combinations of FPT, Flare and MPT threads. Options for a 1/8" tapping for a manometer which allows line pressure to be tested at the valve are available. FPT connections are available with a yellow or red handle.

**Seat Material: PTFE,**

Temperature Range: -4°F to 149°F (-20°C to 65°C), Maximum Pressure: 250 PSI

• CSA listed to the following standards

- ANSI Z21.15 & CGA 9.1: 1/2 PSIG (1/2PSI)
- ASME B16.44 & CGA/CR91-002: 5 PSIG (5G)

• UL listed to the following standards

- UL 842 (YRPV): Gas shutoff valves - 250 PSI
- UL 842 (MHKZ): Manual valves - 250 PSI
- UL 125 (YSDT): LP-Gas shutoff valves - 250 PSI

| Part No. | Size | Port Size | Quantity |    | List Price - A |
|----------|------|-----------|----------|----|----------------|
|          |      |           | L1       | L2 |                |

List Price Effective: October 15, 2021

**Two Piece Forged Brass, Yellow Tee Handle  
FPT**



|         |      |       |    |     |          |
|---------|------|-------|----|-----|----------|
| 0832-03 | 3/8" | 0.39" | 10 | 100 | \$ 8.31  |
| 0832-05 | 1/2" | 0.39" | 10 | 100 | \$ 8.62  |
| 0832-07 | 3/4" | 0.59" | 10 | 100 | \$ 12.48 |
| 0832-10 | 1"   | 0.75" | 6  | 60  | \$ 21.02 |

**Two Piece Forged Brass, Red Tee Handle  
FPT**



|          |      |       |    |     |          |
|----------|------|-------|----|-----|----------|
| 0832R-03 | 3/8" | 0.39" | 10 | 100 | \$ 8.31  |
| 0832R-05 | 1/2" | 0.39" | 10 | 100 | \$ 8.62  |
| 0832R-07 | 3/4" | 0.59" | 10 | 100 | \$ 12.48 |
| 0832R-10 | 1"   | 0.75" | 6  | 60  | \$ 21.02 |

**Two Piece Forged with Tap Brass,  
Yellow Tee Handle  
FPT**



|           |      |       |    |     |          |
|-----------|------|-------|----|-----|----------|
| 0832TP-05 | 1/2" | 0.39" | 10 | 100 | \$ 11.69 |
| 0832TP-07 | 3/4" | 0.59" | 10 | 100 | \$ 15.96 |

| Part No. | Size | Port Size | Quantity |    | List Price - A |
|----------|------|-----------|----------|----|----------------|
|          |      |           | L1       | L2 |                |

List Price Effective: October 15, 2021

**Two Piece Forged Brass, Yellow Tee Handle  
FPT x Flare**



|           |             |       |    |     |          |
|-----------|-------------|-------|----|-----|----------|
| 0833-0503 | 1/2" x 3/8" | 0.39" | 10 | 100 | \$ 9.01  |
| 0833-0505 | 1/2"        | 0.39" | 10 | 100 | \$ 10.18 |

**Two Piece Forged Brass, Yellow Tee Handle  
MPT x Flare**



|           |             |       |    |     |          |
|-----------|-------------|-------|----|-----|----------|
| 0834-0503 | 1/2" x 3/8" | 0.39" | 10 | 100 | \$ 9.33  |
| 0834-0505 | 1/2"        | 0.39" | 10 | 100 | \$ 10.03 |

**Two Piece Forged Brass, Yellow Tee Handle  
Flare**



|         |      |       |    |     |         |
|---------|------|-------|----|-----|---------|
| 0835-03 | 3/8" | 0.27" | 10 | 100 | \$ 9.07 |
| 0835-05 | 1/2" | 0.38" | 10 | 100 | \$ 9.60 |

**Two Piece Forged with Tap Brass,  
Yellow Tee Handle  
Flare**



|           |      |       |    |     |          |
|-----------|------|-------|----|-----|----------|
| 0835TP-03 | 3/8" | 0.27" | 10 | 100 | \$ 11.80 |
| 0835TP-05 | 1/2" | 0.38" | 10 | 100 | \$ 12.48 |

## BENT NOSE GARDEN VALVES

Boshart's Bent Nose Garden Valves are designed with an angled outlet. This allows a garden hose to be attached easily without the risk of a kink being formed.

| Part No. | Size | Quantity |    | List Price - A |
|----------|------|----------|----|----------------|
|          |      | L1       | L2 |                |

List Price Effective: October 15, 2021



**Angled Brass, Seat Material: Nitrile Rubber, Stem Packing Material: Graphite,  
Green Rubber Coated Hand Wheel Handle  
FPT x GHT Connection**

Temperature Range: Up to 160°F (71°C), Maximum Pressure: 125 PSI

- NSF/ANSI Standard 372 Certified
- CSA Standard B125.1 Certified

|           |           |    |    |          |
|-----------|-----------|----|----|----------|
| 0872-07NL | 3/4"      | 12 | 72 | \$ 25.29 |
| 0872-10NL | 1" x 3/4" | 12 | 72 | \$ 28.79 |



Contact your sales rep for any further information

Toll Free: 1-800-561-3164

boshart.com

## HOSE BIBBS / SAMPLING FAUCETS

Boshart's Hose Bibbs are available in brass, stainless steel or plastic. They come in multi-turn or 1/4 turn.



| Part No. | Size | Quantity List |    | Price - A |
|----------|------|---------------|----|-----------|
|          |      | L1            | L2 |           |

List Price Effective: October 15, 2021

|   |             |    |     |          |
|---|-------------|----|-----|----------|
| <b>Angled Brass, Seat Material: Nitrile Rubber, Stem Packing Material: Nitrile Rubber, Tee Handle</b> |             |    |     |          |
| <b>MPT x GHT Connection</b>   |             |    |     |          |
| Temperature Range: Up to 160°F (71°C), Maximum Pressure: 125 PSI                                      |             |    |     |          |
| • NSF/ANSI Standard 61 & 372 Certified  |             |    |     |          |
| 0871-05NL   | 1/2" x 3/4" | 10 | 100 | \$ 13.88 |
| 0871-07NL   | 3/4"        | 10 | 100 | \$ 15.72 |



|   |      |    |     |          |
|---|------|----|-----|----------|
| <b>Angled Brass, Seat Material: Nitrile Rubber, Stem Packing Material: Nitrile Rubber, Tee Handle</b> |      |    |     |          |
| <b>MPT Connection</b>   |      |    |     |          |
| Temperature Range: Up to 160°F (71°C), Maximum Pressure: 125 PSI                                      |      |    |     |          |
| • NSF/ANSI Standard 61 & 372 Certified  |      |    |     |          |
| 0874-05NL   | 1/2" | 10 | 100 | \$ 12.79 |
| 0874-07NL   | 3/4" | 10 | 100 | \$ 14.02 |



|   |             |    |     |          |
|---|-------------|----|-----|----------|
| <b>Angled Brass, Seat Material: PTFE, Stem Packing Material: Nitrile Rubber, Tee Handle</b> |             |    |     |          |
| <b>MPT x GHT Connection</b>   |             |    |     |          |
| Temperature Range: Up to 160°F (71°C), Maximum Pressure: 200 PSI                            |             |    |     |          |
| • NSF/ANSI Standard 61 & 372 Certified  |             |    |     |          |
| 0852-05NL   | 1/2" x 3/4" | 10 | 100 | \$ 16.28 |
| 0852-07NL   | 3/4"        | 10 | 100 | \$ 20.64 |



|   |             |    |     |          |
|---|-------------|----|-----|----------|
| <b>Angled Stainless Steel, Seat Material: PTFE, Stem Packing Material: PTFE, Tee Handle</b> |             |    |     |          |
| <b>MPT x GHT Connection</b>   |             |    |     |          |
| Temperature Range: Up to 248°F (120°C), Maximum Pressure: 200 PSI                           |             |    |     |          |
| • NSF/ANSI Standard 372 Certified   |             |    |     |          |
| SSHB52-05   | 1/2" x 3/4" | 10 | 100 | \$ 22.70 |
| SSHB52-07   | 3/4"        | 10 | 100 | \$ 27.36 |



|   |      |    |     |          |
|---|------|----|-----|----------|
| <b>Angled Stainless Steel, Seat Material: PTFE, Stem Packing Material: PTFE, Tee Handle</b> |      |    |     |          |
| <b>MPT Connection</b>   |      |    |     |          |
| Temperature Range: Up to 248°F (120°C), Maximum Pressure: 200 PSI                           |      |    |     |          |
| • NSF/ANSI Standard 372 Certified   |      |    |     |          |
| SSSF52-05   | 1/2" | 10 | 100 | \$ 22.70 |
| SSSF52-07   | 3/4" | 10 | 100 | \$ 27.36 |



|   |             |  |     |         |
|---|-------------|--|-----|---------|
| <b>Angled ABS, Seat Material: PTFE, Stem Packing Material: Nitrile Rubber, Tee Handle</b> |             |  |     |         |
| <b>MPT x GHT Connection</b>   |             |  |     |         |
| Temperature Range: Up to 180°F (82°C), Maximum Pressure: 145 PSI                          |             |  |     |         |
| PHB-05  | 1/2" x 3/4" |  | 200 | \$ 4.24 |
| PHB-07  | 3/4"        |  | 200 | \$ 5.36 |



## NO-KINK HOSE BIBBS

Boshart's No-Kink Hose Bibbs are designed with an angled outlet. This allows a garden hose to be attached easily without the risk of a kink being formed.



| Part No. | Size | Quantity List |    | Price - A |
|----------|------|---------------|----|-----------|
|          |      | L1            | L2 |           |

List Price Effective: October 15, 2021

|  |             |    |     |          |
|--|-------------|----|-----|----------|
| <b>Angled Brass, Seat Material: Nitrile Rubber, Stem Packing Material: Nitrile Rubber, Brass Plated Tee Handle</b> |             |    |     |          |
| <b>MPT x GHT Connection</b>  |             |    |     |          |
| Temperature Range: Up to 160°F (71°C), Maximum Pressure: 125 PSI   |             |    |     |          |
| • NSF/ANSI Standard 61 & 372 Certified   |             |    |     |          |
| • CSA Standard B125.1 Certified  |             |    |     |          |
| 0875-05NL  | 1/2" x 3/4" | 10 | 100 | \$ 12.64 |
| 0875-07NL  | 3/4"        | 10 | 100 | \$ 14.16 |



Contact your sales rep for any further information

Toll Free: 1-800-561-3164  
boshart.com



## SEDIMENT FAUCETS / BOILER DRAINS

Boshart's Sediment Faucets can be used to flush sediment build-up from pressure tanks. There are two designs, straight and angled, for when connecting a hose is required.

Part No.                      Size    Quantity List  
L1   L2   Price - A  
 List Price Effective: October 15, 2021



**Straight Brass, Seat Material: Nitrile Rubber, Stem Packing Material: Nitrile Rubber, Black Cast Hand Wheel Handle**  
**MPT x GHT Connection**  
 Temperature Range: Up to 212°F (100°C), Maximum Pressure: 125 PSI  
 • NSF/ANSI 61 Certified  
 • CSA B125.1 Certified



|           |             |    |     |          |
|-----------|-------------|----|-----|----------|
| 0853-05NL | 1/2" x 3/4" | 10 | 100 | \$ 13.86 |
| 0853-07NL | 3/4"        | 10 | 100 | \$ 15.18 |



**Straight Brass, Seat Material: Nitrile Rubber, Stem Packing Material: Nitrile Rubber, Black Cast Hand Wheel Handle**  
**FPT x GHT Connection**  
 Temperature Range: Up to 212°F (100°C), Maximum Pressure: 125 PSI  
 • NSF/ANSI 61 Certified  
 • CSA B125.1 Certified



|            |             |    |     |          |
|------------|-------------|----|-----|----------|
| 0853F-05NL | 1/2" x 3/4" | 10 | 100 | \$ 14.63 |
| 0853F-07NL | 3/4"        | 10 | 100 | \$ 15.77 |



**Straight Brass, Seat Material: Nitrile Rubber, Stem Packing Material: Nitrile Rubber, Black Cast Hand Wheel Handle**  
**MPT x GHT Connection**  
 Temperature Range: Up to 212°F (100°C), Maximum Pressure: 125 PSI

|         |             |    |     |          |
|---------|-------------|----|-----|----------|
| 0851-05 | 1/2" x 3/4" | 10 | 100 | \$ 9.67  |
| 0851-07 | 3/4"        | 10 | 100 | \$ 10.65 |



**Straight Brass, Seat Material: Nitrile Rubber, Stem Packing Material: Nitrile Rubber, Black Cast Hand Wheel Handle**  
**PEX x GHT Connection**  
 Temperature Range: Up to 212°F (100°C), Maximum Pressure: 125 PSI  
 • NSF/ANSI 61 Certified  
 • CSA B125.1 Certified



|            |             |    |     |          |
|------------|-------------|----|-----|----------|
| 0851P-05NL | 1/2" x 3/4" | 10 | 100 | \$ 19.71 |
|------------|-------------|----|-----|----------|



**Straight Brass, Seat Material: Nitrile Rubber, Stem Packing Material: Nitrile Rubber, Blue Triangular Handle**  
**MPT x GHT Connection**  
 Temperature Range: Up to 160°F (71°C), Maximum Pressure: 125 PSI  
 • NSF/ANSI 372 Certified  
 • CSA B125.1 Certified



|             |             |    |     |          |
|-------------|-------------|----|-----|----------|
| 0845SF-05NL | 1/2" x 3/4" | 10 | 100 | \$ 15.11 |
| 0845SF-07NL | 3/4"        | 10 | 100 | \$ 16.22 |



**Angled Brass, Seat Material: Nitrile Rubber, Stem Packing Material: Nitrile Rubber, Blue Triangular Handle**  
**MPT x GHT Connection**  
 Temperature Range: Up to 160°F (71°C), Maximum Pressure: 125 PSI  
 • NSF/ANSI 372 Certified  
 • CSA B125.1 Certified



|              |             |    |     |          |
|--------------|-------------|----|-----|----------|
| 0845SFA-05NL | 1/2" x 3/4" | 12 | 144 | \$ 16.17 |
| 0845SFA-07NL | 3/4"        | 12 | 144 | \$ 17.46 |



**Straight Brass, Seat Material: Nitrile Rubber, Stem Packing Material: Nitrile Rubber, Zinc Plated Handle**  
**MPT x GHT Connection**  
 Temperature Range: Up to 160°F (71°C), Maximum Pressure: 125 PSI  
 • NSF/ANSI 372 Certified  
 • CSA B125.1 Certified



|             |             |    |     |          |
|-------------|-------------|----|-----|----------|
| 0846SF-05NL | 1/2" x 3/4" | 10 | 100 | \$ 15.89 |
| 0846SF-07NL | 3/4"        | 10 | 100 | \$ 16.77 |

Contact your sales rep for any further information  
 Toll Free: 1-800-561-3164  
 boshart.com



## CHROME PLATED NON-FREEZE LAWN FAUCETS

| Part No. | Size | Length | Quantity List |    |           |
|----------|------|--------|---------------|----|-----------|
|          |      |        | L1            | L2 | Price - A |

List Price Effective: May 14, 2021



**With Self Draining Vacuum Breaker, Seat Material: Viton, Black Cast Hand Wheel Handle  
MPT or Copper x GHT Connection**  
 Temperature Range: Up to 140°F (60°C), Maximum Pressure: 125 PSI

- 1/4 turn
- NSF/ANSI Standard 61 & 372 Certified
- CSA Standard B125.1 Certified
- ASSE Standard 1019 Certified



|                |             |     |   |    |          |
|----------------|-------------|-----|---|----|----------|
| 08QTWH05-040NL | 1/2" x 3/4" | 4"  | 2 | 40 | \$ 53.95 |
| 08QTWH05-060NL | 1/2" x 3/4" | 6"  | 2 | 40 | \$ 55.90 |
| 08QTWH05-080NL | 1/2" x 3/4" | 8"  | 2 | 40 | \$ 59.07 |
| 08QTWH05-100NL | 1/2" x 3/4" | 10" | 2 | 40 | \$ 61.12 |
| 08QTWH05-120NL | 1/2" x 3/4" | 12" | 2 | 40 | \$ 63.18 |
| 08QTWH05-140NL | 1/2" x 3/4" | 14" | 2 | 40 | \$ 65.23 |



**With Self Draining Vacuum Breaker, Seat Material: Viton, Black Cast Hand Wheel Handle  
PEX x GHT Connection**  
 Temperature Range: Up to 140°F (60°C), Maximum Pressure: 125 PSI

- 1/4 turn
- NSF/ANSI Standard 61 & 372 Certified
- CSA Standard B125.1 Certified
- ASSE Standard 1019 Certified



|                 |             |     |   |    |          |
|-----------------|-------------|-----|---|----|----------|
| 08QTWH05P-080NL | 1/2" x 3/4" | 8"  | 2 | 40 | \$ 59.07 |
| 08QTWH05P-100NL | 1/2" x 3/4" | 10" | 2 | 40 | \$ 61.12 |
| 08QTWH05P-120NL | 1/2" x 3/4" | 12" | 2 | 40 | \$ 63.18 |
| 08QTWH05P-140NL | 1/2" x 3/4" | 14" | 2 | 40 | \$ 65.23 |



**With Self Draining Vacuum Breaker, Seat Material: Viton, Black Cast Hand Wheel Handle  
MPT or FPT x GHT Connection**  
 Temperature Range: Up to 140°F (60°C), Maximum Pressure: 125 PSI

- 1/4 turn
- NSF/ANSI Standard 61 & 372 Certified
- CSA Standard B125.1 Certified
- ASSE Standard 1019 Certified



|                |                     |     |   |    |          |
|----------------|---------------------|-----|---|----|----------|
| 08QTWH07-100NL | 3/4" or 1/2" x 3/4" | 10" | 2 | 40 | \$ 63.18 |
| 08QTWH07-120NL | 3/4" or 1/2" x 3/4" | 12" | 2 | 40 | \$ 65.23 |
| 08QTWH07-140NL | 3/4" or 1/2" x 3/4" | 14" | 2 | 40 | \$ 67.22 |



**With Self Draining Vacuum Breaker, Seat Material: Nitrile Rubber,  
Black Cast Hand Wheel Handle  
MPT or Copper x GHT Connection**  
 Temperature Range: Up to 140°F (60°C), Maximum Pressure: 125 PSI

|          |             |     |   |    |          |
|----------|-------------|-----|---|----|----------|
| 0865-040 | 1/2" x 3/4" | 4"  | 2 | 40 | \$ 30.29 |
| 0865-060 | 1/2" x 3/4" | 6"  | 2 | 40 | \$ 31.82 |
| 0865-080 | 1/2" x 3/4" | 8"  | 2 | 40 | \$ 33.46 |
| 0865-100 | 1/2" x 3/4" | 10" | 2 | 40 | \$ 34.99 |
| 0865-120 | 1/2" x 3/4" | 12" | 2 | 40 | \$ 36.76 |
| 0865-140 | 1/2" x 3/4" | 14" | 2 | 40 | \$ 38.28 |
| 0865-160 | 1/2" x 3/4" | 16" | 2 | 40 | \$ 42.72 |
| 0865-180 | 1/2" x 3/4" | 18" | 2 | 40 | \$ 44.99 |
| 0865-200 | 1/2" x 3/4" | 20" | 2 | 40 | \$ 47.27 |
| 0865-220 | 1/2" x 3/4" | 22" | 2 | 40 | \$ 49.56 |
| 0865-240 | 1/2" x 3/4" | 24" | 2 | 40 | \$ 51.84 |



**With Self Draining Vacuum Breaker, Seat Material: Nitrile Rubber,  
Black Cast Hand Wheel Handle  
MPT or Copper x GHT Connection**  
 Temperature Range: Up to 140°F (60°C), Maximum Pressure: 125 PSI

- NSF/ANSI Standard 61 & 372 Certified
- CSA Standard B125.1 Certified
- ASSE Standard 1019 Certified



|            |             |     |   |    |          |
|------------|-------------|-----|---|----|----------|
| 0865-040NL | 1/2" x 3/4" | 4"  | 2 | 40 | \$ 35.18 |
| 0865-060NL | 1/2" x 3/4" | 6"  | 2 | 40 | \$ 37.01 |
| 0865-080NL | 1/2" x 3/4" | 8"  | 2 | 40 | \$ 38.92 |
| 0865-100NL | 1/2" x 3/4" | 10" | 2 | 40 | \$ 40.70 |
| 0865-120NL | 1/2" x 3/4" | 12" | 2 | 40 | \$ 42.72 |
| 0865-140NL | 1/2" x 3/4" | 14" | 2 | 40 | \$ 44.49 |

Contact your sales rep for any further information

Toll Free: 1-800-561-3164  
boshart.com

## CHROME PLATED NON-FREEZE LAWN FAUCETS

| Part No. | Size | Length | Quantity |    | List Price - A |
|----------|------|--------|----------|----|----------------|
|          |      |        | L1       | L2 |                |

List Price Effective: May 14, 2021



**With Self Draining Vacuum Breaker, Seat Material: Nitrile Rubber, Black Cast Hand Wheel Handle**  
**PEX x GHT Connection**

Temperature Range: Up to 140°F (60°C), Maximum Pressure: 125 PSI

|           |             |     |   |    |          |
|-----------|-------------|-----|---|----|----------|
| 0865P-040 | 1/2" x 3/4" | 4"  | 2 | 40 | \$ 32.19 |
| 0865P-060 | 1/2" x 3/4" | 6"  | 2 | 40 | \$ 33.85 |
| 0865P-080 | 1/2" x 3/4" | 8"  | 2 | 40 | \$ 33.46 |
| 0865P-100 | 1/2" x 3/4" | 10" | 2 | 40 | \$ 34.99 |
| 0865P-120 | 1/2" x 3/4" | 12" | 2 | 40 | \$ 36.76 |
| 0865P-140 | 1/2" x 3/4" | 14" | 2 | 40 | \$ 38.28 |



**With Self Draining Vacuum Breaker, Seat Material: Nitrile Rubber, Black Cast Hand Wheel Handle**  
**PEX x GHT Connection**

Temperature Range: Up to 140°F (60°C), Maximum Pressure: 125 PSI

- NSF/ANSI Standard 61 & 372 Certified
- CSA Standard B125.1 Certified
- ASSE Standard 1019 Certified

|             |             |     |   |    |          |
|-------------|-------------|-----|---|----|----------|
| 0865P-040NL | 1/2" x 3/4" | 4"  | 2 | 40 | \$ 35.18 |
| 0865P-060NL | 1/2" x 3/4" | 6"  | 2 | 40 | \$ 37.01 |
| 0865P-080NL | 1/2" x 3/4" | 8"  | 2 | 40 | \$ 38.92 |
| 0865P-100NL | 1/2" x 3/4" | 10" | 2 | 40 | \$ 40.70 |
| 0865P-120NL | 1/2" x 3/4" | 12" | 2 | 40 | \$ 42.72 |
| 0865P-140NL | 1/2" x 3/4" | 14" | 2 | 40 | \$ 44.49 |



## VACUUM BREAKERS

Vacuum Breakers install easily to any 3/4" hose faucet to provide back-siphonage protection. They feature a break-away set screw to make a permanent vandal-proof installation.

- CSA Standard B64.2 Certified
- ASSE Standard 1011 Certified

| Part No. | Size | Quantity |    | List Price - A |
|----------|------|----------|----|----------------|
|          |      | L1       | L2 |                |

List Price Effective: May 14, 2021



**Manual Draining Brass, FGHT x MGHT Connection**

Temperature Range: Up to 180°F (82°C), Maximum Pressure: 125 PSI

|         |      |    |     |         |
|---------|------|----|-----|---------|
| 0881-07 | 3/4" | 10 | 200 | \$ 6.97 |
|---------|------|----|-----|---------|



**Manual Draining Brass, FGHT x MGHT Connection**

Temperature Range: Up to 180°F (82°C), Maximum Pressure: 125 PSI

|           |      |    |     |         |
|-----------|------|----|-----|---------|
| 0881-07NL | 3/4" | 10 | 200 | \$ 9.28 |
|-----------|------|----|-----|---------|



**Auto Draining Brass, FGHT x MGHT Connection**

Temperature Range: Up to 180°F (82°C), Maximum Pressure: 125 PSI

Self-drains when all hose attachments are removed, protecting the valve or faucet from freezing in colder weather.

|           |      |    |     |          |
|-----------|------|----|-----|----------|
| 0882-07NL | 3/4" | 10 | 200 | \$ 13.38 |
|-----------|------|----|-----|----------|



Contact your sales rep for any further information

Toll Free: 1-800-561-3164

boshart.com

## CHROME PLATED SUPPLY STOPS

Supply stops are an excellent low pressure shut off valve generally found at the appliance. They come in different connections and configurations to meet all needs.

**Seat Material: PTFE, Stem Packing Material: EPDM,**

Temperature Range: Up to 180°F (82°C), Maximum Pressure: 125 PSI

- 1/4 Turn
- NSF/ANSI Standard 61 & 372 Certified
- CSA Standard B125.1 Certified
- Connections conform to the following standards
  - Threads ANSI/ASME B1.20.1
  - CxC ANSI B16.18

- CPVC ASTM D2846
- PEX ASTM F1807
- Push Fit ASSE 1061
- Compression SAE J512
- Cold Expansion ASTM F1960

| Part No. | Size | Connection Type | Quantity List |    | Price - A |
|----------|------|-----------------|---------------|----|-----------|
|          |      |                 | L1            | L2 |           |

List Price Effective: October 15, 2021



**Angled**

|                  |             |                       |    |     |          |
|------------------|-------------|-----------------------|----|-----|----------|
| 08SVA-03FNL      | 3/8"        | FPT x Comp            | 20 | 240 | \$ 8.51  |
| 08SVA-05CEPNL    | 1/2" x 3/8" | Cold Expansion x Comp | 20 | 240 | \$ 11.73 |
| 08SVA-05CNL      | 1/2" x 3/8" | Copper x Comp         | 20 | 240 | \$ 8.51  |
| 08SVA-05FNL      | 1/2" x 3/8" | FPT x Comp            | 20 | 240 | \$ 9.76  |
| 08SVA-05PF02CPNL | 1/2" x 1/4" | Push Fit x Comp       | 20 | 240 | \$ 12.82 |
| 08SVA-05PFNL     | 1/2" x 3/8" | Push Fit x Comp       | 20 | 240 | \$ 12.59 |
| 08SVA-05PNL      | 1/2" x 3/8" | PEX x Comp            | 20 | 240 | \$ 8.25  |
| 08SVA-05VNL      | 1/2" x 3/8" | CPVC x Comp           | 20 | 240 | \$ 13.18 |
| 08SVA-58CPNL     | 5/8" x 3/8" | Comp                  | 20 | 240 | \$ 11.17 |



**Dual Outlet**

|                  |                    |            |    |     |          |
|------------------|--------------------|------------|----|-----|----------|
| 08SVD-05F03CPNL  | 1/2" x 3/8" x 3/8" | FPT x Comp | 20 | 240 | \$ 17.78 |
| 08SVD-58CP03CPNL | 5/8" x 3/8" x 3/8" | Comp       | 20 | 240 | \$ 20.53 |



**Dual Outlet Dual Shut-Off**

|                  |             |            |    |     |          |
|------------------|-------------|------------|----|-----|----------|
| 08SVD-05F03CPNL  | 1/2" x 3/8" | FPT x Comp | 10 | 120 | \$ 31.08 |
| 08SVD-58CP03CPNL | 5/8" x 3/8" | Comp       | 10 | 120 | \$ 34.50 |



**Straight**

|                |             |                       |    |     |          |
|----------------|-------------|-----------------------|----|-----|----------|
| 08SVS-03FNL    | 3/8"        | FPT x Comp            | 20 | 240 | \$ 8.25  |
| 08SVS-05CEPNL  | 1/2" x 3/8" | Cold Expansion x Comp | 20 | 240 | \$ 11.44 |
| 08SVS-05CNL    | 1/2" x 3/8" | Copper x Comp         | 20 | 240 | \$ 8.02  |
| 08SVS-05FNL    | 1/2" x 3/8" | FPT x Comp            | 20 | 240 | \$ 10.11 |
| 08SVS-05P05PNL | 1/2"        | PEX                   | 20 | 240 | \$ 6.75  |
| 08SVS-05PFNL   | 1/2" x 3/8" | Push Fit x Comp       | 20 | 240 | \$ 12.28 |
| 08SVS-05PNL    | 1/2" x 3/8" | PEX x Comp            | 20 | 240 | \$ 7.91  |
| 08SVS-05VNL    | 1/2" x 3/8" | CPVC x Comp           | 20 | 240 | \$ 12.93 |
| 08SVS-58CPNL   | 5/8" x 3/8" | Comp                  | 20 | 240 | \$ 10.81 |
| 08SVS-RFNL     | 3/8"        | Swivel Nut x CPR      | 20 | 240 | \$ 11.17 |



**Tee**

|                  |             |                 |    |     |          |
|------------------|-------------|-----------------|----|-----|----------|
| 08SVT-05PF02CPNL | 1/2" x 1/4" | Push Fit x Comp | 10 | 120 | \$ 15.27 |
| 08SVT-05PFNL     | 1/2" x 3/8" | Push Fit x Comp | 10 | 120 | \$ 15.52 |



Contact your sales rep for any further information

Toll Free: 1-800-561-3164  
boshart.com

## ICE MAKER CHROME PLATED SUPPLY STOPS

Supply stops are an excellent low pressure shut off valve generally found at appliances. They come in different connections and configurations to meet all needs.


Temperature Range: Up to 180°F (82°C), Maximum Pressure: 125 PSI

- 1/4 Turn
- NSF/ANSI Standard 61 & 372 Certified
- CSA Standard B125.1 Certified
- Connections conform to the following standards
  - Threads ANSI/ASME B1.20.1

- CxC ANSI B16.18
- PEX ASTM F1807
- Compression SAE J512





| Part No.                               | Size | Quantity List |    |           |
|--|------|---------------|----|-----------|
|  |      | L1            | L2 | Price - A |
| List Price Effective: October 15, 2021 |      |               |    |           |

|                                    |   |
|------------------------------------|---|
| <b>Ice Maker<br/>Copper x Comp</b> |  |
| 08SVA-05C02CPNL                    | 1/2" x 1/4" 20 240 \$ 8.38  |

|                                 |   |
|---------------------------------|---|
| <b>Ice Maker<br/>FPT x Comp</b> |  |
| 08SVA-05F02CPNL                 | 1/2" x 1/4" 20 240 \$ 9.44  |

| Part No.                               | Size | Quantity List |    |           |
|--|------|---------------|----|-----------|
|  |      | L1            | L2 | Price - A |
| List Price Effective: October 15, 2021 |      |               |    |           |

|                                 |   |
|---------------------------------|---|
| <b>Ice Maker<br/>PEX x Comp</b> |  |
| 08SVA-05P02CPNL                 | 1/2" x 1/4" 20 240 \$ 7.80  |

|                           |   |
|---------------------------|---|
| <b>Ice Maker<br/>Comp</b> |  |
| 08SVA-58CP02CPNL          | 5/8" x 1/4" 20 240 \$ 10.92   |

## WASHING MACHINE CHROME PLATED SUPPLY STOPS

Supply stops are an excellent low pressure shut off valve generally found at appliances. They come in different connections and configurations to meet all needs. These washing machine valves have color coded handles for hot and cold water supplies.


Temperature Range: Up to 180°F (82°C), Maximum Pressure: 125 PSI


- 1/4 Turn
- NSF/ANSI Standard 61 & 372 Certified
- CSA Standard B125.1 Certified
- Connections conform to the following standards
  - Threads ANSI/ASME B1.20.1


- CxC ANSI B16.18
- PEX ASTM F1807
- Compression SAE J512




| Part No.                               | Size | Quantity List |    |           |
|--|------|---------------|----|-----------|
|  |      | L1            | L2 | Price - A |
| List Price Effective: October 15, 2021 |      |               |    |           |


|   |   |
|---|---|
| <b>Angled Blue Plastic Handle<br/>MPT or Comp x GHT</b> |  |
| 08SVAWMB-05MNL  | 1/2" x 3/4" 20 240 \$ 15.43   |


|   |   |
|---|---|
| <b>Angled Blue Plastic Handle<br/>PEX x GHT</b> |  |
| 08SVAWMB-05PNL                                  | 1/2" x 3/4" 20 240 \$ 16.57   |

|   |   |
|---|---|
| <b>Angled Blue Plastic Handle<br/>CPR x GHT</b> |  |
| 08SVAWMB-58CPNL                                 | 5/8" x 3/4" 20 240 \$ 16.57   |

| Part No.                               | Size | Quantity List |    |           |
|--|------|---------------|----|-----------|
|  |      | L1            | L2 | Price - A |
| List Price Effective: October 15, 2021 |      |               |    |           |

|  |   |
|--|---|
| <b>Angled Red Plastic Handle<br/>MPT or Comp x GHT</b> |  |
| 08SVAWMR-05MNL   | 1/2" x 3/4" 20 240 \$ 15.43   |

|  |   |
|--|---|
| <b>Angled Red Plastic Handle<br/>PEX x GHT</b> |  |
| 08SVAWMR-05PNL                                 | 1/2" x 3/8" 20 240 \$ 16.57   |

|  |   |
|--|---|
| <b>Angled Red Plastic Handle<br/>CPR x GHT</b> |  |
| 08SVAWMR-58CPNL                                | 5/8" x 3/4" 20 240 \$ 16.57   |

Contact your sales rep for any further information

Toll Free: 1-800-561-3164

boshart.com