


Sec. 28

TOOLS

Photos not actual size

7914

Windshield reveal moulding tool



Used to remove windshield reveal moulding from retaining clips on GM vehicles with rubberless installations

UNIT PACKAGE: 1

13574

Glass Retainer Clip Installer



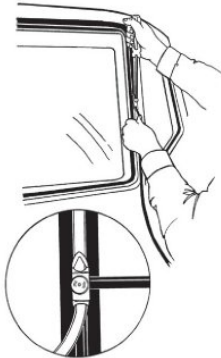
This tool reduces the risk of chips and scratches to glass windows put in by make shift tools. This tool is specifically designed to fit trim clips over the studs and virtually eliminates glass breakage. It also dispenses with the need to remove rubber-like sealant surrounding the studs.

A practical tool for placing trim retainer clips over headed studs welded around the body window shields and rear window openings.

UNIT PACKAGE: 1

20906

Windshield Locking Strip Tool



This tool is used when replacing the windshield, rear glass or sliding rear glass on vehicles with locking strips. The unique design allows the tip to swivel 90 degrees in either direction to work where other tools can't. Just select the tip with the opening that most closely fits the locking strip and then feed the locking strip into the eyelet. Overall length: 8-1/4"

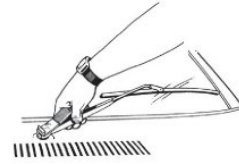
UNIT PACKAGE: 1

20907

Windshield Wiper Arm Remover



Makes wiper arm removal and replacement an easy job without damaging the vehicle finish. Simply place the "hook" under the arm base, lift and squeeze the wiper arm and tool handle together.



The wiper arm lifts right off. Reverse the procedure to install a wiper arm. Overall length: 6-7/8"

UNIT PACKAGE: 1

7778



For removing window crank handle retaining clips. The clip remains in the handle after being "popped off". Overall Size: 6-1/4"

UNIT PACKAGE: 1

7999



The Trim Pad Removing Tool is the first tool designed specifically to pull out the plastic trim pad fasteners used on GM cars. It reaches under the trim panel, supports and grips the plastic fastener, and lifts it without damage to the fastener or to the trim pad backboard. The Trim Pad Removing Tool is made of heat treated, high carbon steel and will work equally well on metal fasteners.

UNIT PACKAGE: 1

7672



Headliner Tool stuffs headlining in channel above doors. Stuffs upholstery, trim edges into tedious places. Blunt edge of blade cannot damage material. Easy to use around curves and near corners.

UNIT PACKAGE: 1