


41 Series

Air Cocks



Job Name:	
Job Location:	
Engineer:	
Contractor:	
Tag:	
PO#:	
Rep:	
Wholesale Dist.:	



DESCRIPTION

An economical way to shut-off air lines. Standard spring bottom (-01) with 5/32" port are tested at 80 psig. Optional nut bottom (-04) with 1/8" port are suitable for pressures to 200 psig. Various handle configurations available.

FEATURES

- Standard Spring Bottom (5/32" Port)
- Air Cocks Tested at 80 psi
- Optional Nut Bottom (1/8" port) Suitable to 200 psig
- Standard Satin Brass Finish
- Maximum temperature is 500° F

APPROVALS

- (-01) Standard Spring Bottom
- (-04) Nut Bottom

STANDARD MATERIALS LIST




	SERIES NUMBER	SIZE (IN.)	WT./100 (LB.)
	TEE HANDLE ROUND SHOULDER		
	41-060	1/8	12.8
	41-070	1/4	13.0
	TEE HANDLE HEXAGON SHOULDER		
	41-080	3/8	17.0
	41-090	1/2	20.0
	LEVER HANDLE ROUND SHOULDER		
	41-120	1/8	13.1
	41-130	1/4	14.2
	LEVER HANDLE HEXAGON SHOULDER		
	41-140	3/8	17.0
	41-150	1/2	22.9
	TEE HANDLE DOUBLE MALE THREAD		
	41-180	1/8	14.0
	41-190	1/4	17.9
	41-203	3/8	20.0
	41-210	1/2	33.1
	LEVER HANDLE DOUBLE MALE THREAD		
	41-220	1/8	14.0
	41-230	1/4	18.5
	41-240	3/8	19.1
	41-251	1/2	31.3
	TEE HANDLE BIBB NOSE		
	41-260	1/8	14.5
	41-270	1/4	16.3
	41-280	3/8	33.3
	41-330	1/2	36.0




	SERIES NUMBER	SIZE (IN.)	WT./100 (LB.)
	LEVER HANDLE DOUBLE FEMALE		
	41-430	1/8	14.8
	41-440	1/4	13.0
	41-450	3/8	23.0
	41-451	1/2	27.0
	LEVER HANDLE MALE & FEMALE		
	41-460	1/8	15.2
	41-470	1/4	15.0
	41-480	3/8	23.0
	41-481	1/2	27.0
	TEE HANDLE MALE & FEMALE HEX SHOULDER		
	41-490	1/8	17.0
	41-500	1/4	15.0
	41-510	3/8	23.0
	41-511	1/2	25.0
	LEVER HANDLE MALE & FEMALE HEX SHOULDER		
	41-520	1/8	14.0
	41-530	1/4	15.0
	41-540	3/8	22.1
	41-541	1/2	27.0
	TEE HANDLE DOUBLE FEMALE HEX SHOULDER		
	41-550	1/8	17.0
	41-560	1/4	17.0
	41-570	3/8	25.0
	41-571	1/2	28.3

41 Series

Air Cocks

Continued from previous page

	SERIES NUMBER	SIZE (IN.)	WT./100 (LB.)
	LEVER HANDLE BIBB NOSE		
	41-290	1/8	16.5
	41-300	1/4	15.0
	41-310	3/8	32.1
	41-320	1/2	36.0
	TEE HANDLE DOUBLE FEMALE		
	41-370	1/8	13.0
	41-380	1/4	14.0
	41-390	3/8	26.0
	41-391	1/2	27.0
	TEE HANDLE MALE & FEMALE		
	41-400	1/8	13.0
	41-410	1/4	14.0
	41-420	3/8	21.0
	41-421	1/2	26.0

	SERIES NUMBER	SIZE (IN.)	WT./100 (LB.)
	LEVER HANDLE DOUBLE FEMALE HEX SHOULDER		
	41-580	1/8	15.0
	41-590	1/4	18.2
	41-600	3/8	24.0
	41-601	1/2	28.8
	TEE HANDLE STRAIGHT NOSE HEX SHOULDER		
	41-630	1/8	15.7
	41-640	1/4	15.0
	LEVER HANDLE STRAIGHT NOSE HEX SHOULDER		
	41-650	1/8	14.0
	41-660	1/4	15.0



DESCRIPTION

Heavy and extra heavy patterns for higher pressure applications.

FEATURES

- Satin Brass Finish
- Spring Bottom (-01) is Tested at 100psi
- Rated for Air Pressure up to 250 psig with Nut Version
- Extra Heavy Pattern Rated for 150 SWP - Nut Bottom Only

OPTIONS

- (-01) Standard Spring Bottom
- (-04) Nut Bottom

SERIES NUMBER	SIZE (IN.)	WT./100 (LB.)
HEAVY PATTERN TEE HANDLE DOUBLE FEMALE		
41-102-01	1/4	28.00
LEVER HANDLE DOUBLE FEMALE		
41-103-01	1/4	27.00
EXTRA HEAVY PATTERN TEE HANDLE DOUBLE FEMALE		
41-200-01	1/8	32.00
41-202-01	1/4	32.00
TEE HANDLE DOUBLE FEMALE HEXAGON SHOULDER		
41-222-01	1/4	38.00
TEE HANDLE MALE AND FEMALE		
41-250-01	1/4	20.00