



Table of Contents	Page
Nylon and Metal Wallplates and While-In-Use Covers	
Product Features	P-2
Snap-On Wallplates	
Decorator and Toggle	P-4
Standard, Mid-Size and Jumbo Wallplates	
Decorator	P-5
Toggle	P-6
Duplex Receptacles	P-7
Single Receptacles	P-8
Blank	P-9
Combination	P-10
Telephone and Coaxial Outlet	P-13
Jumbo Stainless Steel	P-14
Pre-Marked "EMERGENCY" and Barrel Key Switch	P-15
Pre-Marked "ISOLATED GROUND" and "COMPUTER ONLY"	
Specialty Plates and Accessories	P-17
Weatherproof Covers	
Zinc Die Cast, 1- and 2-Gang, Vertical or Horizontal Mount	P-18
Zinc Die Cast Aluminum and Non-Metallic, 1-Gang, Vertical Mount	P-19
Non-Metallic, 1- and 2-Gang, Vertical Mount for Flanged Devices	P-20
Non-Metallic, 1- and 2-Gang, While-In-Use Covers	P-21
Extra Duty Metallic, 1- and 2-Gang, While-In-Use Covers	P-22
Pool Pump and Generator Kits	
Pool Pump Receptacle Kit	P-23
Generator Power Connection Kit	P-23
Technical Information	
Selection Chart	P-24
Material Specifications	P-25
Wallplate Dimensions	P-26
Custom Metal Wallplates	P-27





Nylon Wallplates

Bryant wallplates feature larger standard sized wallplates to provide extra coverage to hide rough box opening, improved aesthetics, greater strength, impact resistance, along with excellent cleanability in all different types of environments.

- Standard size is 1/8 inch larger to give you extra coverage to hide rough box openings. Also available in mid-size and pre-marked.
- Curved corners for improved aesthetics, for use in any application.
- Captive screw feature holds mounting screw in place for quick and easy installation.
- High-impact, self-extinguishing nylon material, which is virtually unbreakable.
- Smooth, easy to clean finish is highly resistant to solvents and cleaning solutions, providing long life in the harshest environments.

Bryant's standard sized wallplates are 1/8 inch larger to provide you that extra coverage to hide rough box openings. The depth is 1/4 inch so that it will comfortably fit over the device even on imperfect installations or on retrofit work.

Nylon Wallplates




Nylon Pre-Marked Wallplates



Metal Wallplates





Note: All metal wallplates (except brass) are packaged with a white protective film, which protects the wallplate during installation and is easily peeled off.

Stainless Steel

Provide solutions for a variety of industrial and commercial applications.

- Environments subjected to heavy abuse.
- The 302/304 type stainless steel wallplates are ideal for highly corrosive environments such as food processing, hospitals, static free requirements and more.
Non-magnetic: 18.0% Chromium
8.0% Nickel
- The 430 type stainless steel wallplates are aesthetically identical to the 302/304 type stainless steel wallplates and are best suited for environments where corrosion resistance is less critical.
Magnetic: 17.0% Chromium
Less than 0.5% Nickel

Smooth Solid Brass

- Provides a plush appearance with the durability of metal.
- Finish is lacquer coated to inhibit oxidation.

Anodized Aluminum

- Non-magnetic and corrosion resistance for a wide range of applications.
- Finish is lacquer coated to inhibit oxidation.

Extra Duty Metallic While-in-Use Covers

These covers are designed for use whenever protection is required while an outlet is in use. Covers meet or exceed the extra duty rating per UL 514D, and are NEMA 3R rated.

- Die-cast aluminum construction
- Powder coated “chip resistant” paint corrosion protection
- Unique plug management provision for securing device and cord

2014 National Electrical Code (NEC®) Requirement

406.9 Receptacles in Damp or Wet Locations

(B) Wet Locations.

(1) 15 and 20 ampere receptacles in a wet location. 15 and 20 ampere, 125 and 250 volt receptacles installed in a wet location shall have an enclosure that is weatherproof whether or not the attachment plug cap is inserted. An outlet box hood installed for this purpose shall be listed, and shall be identified as “extra duty.” All 15 and 20 ampere, 125 and 250 volt nonlocking-type receptacles shall be listed weather resistant type.

Exception: 15 and 20 ampere, 125 through 250 volt receptacles installed in a wet location and subject to routine high-pressure spray washing shall be permitted to have an enclosure that is weatherproof when the attachment plug is removed.

(2) Other receptacles. All other receptacles installed in a wet location shall comply with (B)(2)(a) or (B)(2)(b).

(a) A receptacle installed in a wet location, where the product intended to be plugged into it is not attended while in use, shall have an enclosure that is weatherproof with the attachment plug cap inserted or removed.

(b) A receptacle installed in a wet location where the product intended to be plugged into it will be attended while in use (e.g., portable tools) shall have an enclosure that is weatherproof when the attachment plug is removed.



NEC® is a registered trademark of the The National Electrical Code.

Wallplates and Covers












Snap-On Wallplates



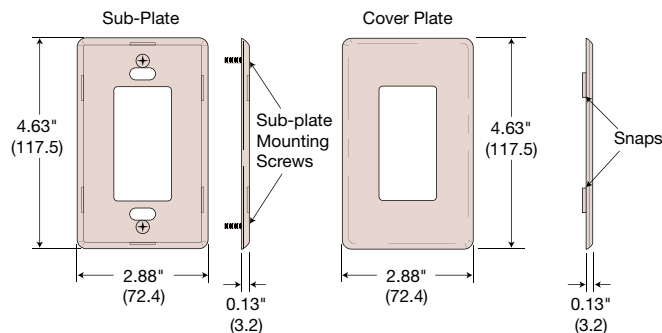
Decorator snap-on wallplates offer a clean, elegant look that can be installed in seconds. Toggle snap-on wallplates offer traditional styling, two piece construction, and four snaps that securely hold the cover to the sub-plate.

- Smooth finish
- Virtually unbreakable thermoplastic
- Easy to snap-on
- Multi-gang auto alignment

Snap-On Wallplates

Description	Color	Catalog Number		Catalog Number
1-Gang, 1-Decorator 	Ivory Light Almond White	RCW11 RCW1LA RCW1W	1-Gang, 1-Toggle 	RFW11 - RFW1W
2-Gang, 2-Decorator 	Ivory Light Almond White	RCW21 RCW2LA RCW2W	2-Gang, 2-Toggle 	RFW21 - RFW2W
3-Gang, 3-Decorator 	Ivory Light Almond White	RCW31 RCW3LA RCW3W	3-Gang, 3-Toggle 	RFW31 - RFW3W
4-Gang, 4-Decorator 	Ivory Light Almond White	RCW41 RCW4LA RCW4W		
5-Gang, 5-Decorator 	Ivory Light Almond White	RCW51 RCW5LA RCW5W		
6-Gang, 6-Decorator 	Ivory Light Almond White	RCW61 RCW6LA RCW6W		

Product Dimensions Inches (mm)









Wallplates and Covers

Decorator Wallplates



GFCI, USB Receptacles, Surge Receptacles and Decorator Device Wallplates

Description	Color	Nylon		Material	Catalog Number
		Standard Size	Mid-Size		
1-Gang, 1-Decorator 	Almond Black Blue Brown Gray Ivory Light Almond Red White	NP26AL NP26BK - NP26 NP26GY NP26I NP26LA NP26R NP26W	NPJ26AL NPJ26BK NPJ26BL NPJ26 NPJ26GY NPJ26I NPJ26LA NPJ26R NPJ26W	Aluminum Brass Brass Plated Chrome S/S 302/304 S/S 430 Steel, Almond Steel, Gray	① SB26 SBP26 SCH26 SS26 SS26L PHPS1AL* PHPS1G*
2-Gang, 2-Decorator 	Almond Black Brown Gray Ivory Light Almond Red White	NP262AL NP262BK NP262 NP262GY NP262I NP262LA NP262R NP262W	NPJ262AL NPJ262BK NPJ262 NPJ262GY NPJ262I NPJ262LA NPJ262R NPJ262W	Aluminum Brass Brass Plated Chrome S/S 302/304 S/S 430 Steel, Almond Steel, Gray	① SB262 SBP262 SCH262 SS262 SS262L PHPS2AL* PHPS2G*
3-Gang, 3-Decorator 	Almond Black Brown Gray Ivory Light Almond Red White	NP263AL NP263BK NP263 NP263GY NP263I NP263LA NP263R NP263W	NPJ263AL NPJ263BK NPJ263 NPJ263GY NPJ263I NPJ263LA NPJ263R NPJ263W	Aluminum Brass Brass Plated Chrome S/S 302/304 Steel, Almond	① ① SBP263 ① SS263 PHPS3AL*
4-Gang, 4-Decorator 	Almond Black Brown Gray Ivory Light Almond White	NP264AL NP264BK NP264 NP264GY NP264I NP264LA NP264W	NPJ264AL NPJ264BK NPJ264 NPJ264GY NPJ264I NPJ264LA NPJ264W	Aluminum Brass Brass Plated Chrome S/S 302/304 Steel, Almond	① ① ① ① SS264 PHPS4AL*
5-Gang, 5-Decorator 	Black Brown Gray Ivory Light Almond White	NP265BK NP265 NP265GY NP265I NP265LA NP265W		Aluminum Brass Brass Plated Chrome S/S 302/304 Steel, Almond	① ① ① ① SS265 PHPS5AL*
6-Gang, 6-Decorator 	Black Brown Gray Ivory Light Almond White	NP266BK NP266 NP266GY NP266I NP266LA NP266W		Aluminum Brass Brass Plated Chrome S/S 302/304 Steel, Almond	① ① ① ① SS266 PHPS6AL*

Note: All standard and mid-size nylon wallplates feature pre-inserted captive screws for faster assembly.

① Available as a custom wallplate, see page P-27. Consult custom wallplates section for additional openings and combinations.










*Powder coat paint finish.

Wallplates and Covers

Toggle Switch Wallplates



Toggle Switch Wallplates

Description	Color	Nylon		Material	Catalog Number
		Standard Size	Mid-Size		
1-Gang, 1-Toggle 	Almond Black Brown Gray Ivory Light Almond Red White	NP1AL NP1BK NP1 NP1GY NP1I NP1LA NP1R NP1W	NPJ1AL NPJ1BK NPJ1 NPJ1GY NPJ1I NPJ1LA NPJ1R NPJ1W	Aluminum Brass Brass Plated Chrome S/S 302/304 S/S 430 Steel, Almond Steel, Gray	SA1 SB1 SBP1 SCH1 SS1 SS1L SP1AL* SP1G*
2-Gang, 2-Toggle 	Almond Black Brown Gray Ivory Light Almond Red White	NP2AL NP2BK NP2 NP2GY NP2I NP2LA NP2R NP2W	NPJ2AL NPJ2BK NPJ2 NPJ2GY NPJ2I NPJ2LA NPJ2R NPJ2W	Aluminum Brass Brass Plated Chrome S/S 302/304 S/S 430 Steel, Almond Steel, Gray	SA2 SB2 SBP2 SCH2 SS2 SS2L SP2AL* SP2G*
3-Gang, 3-Toggle 	Almond Black Brown Gray Ivory Light Almond Red White	NP3AL NP3BK NP3 NP3GY NP3I NP3LA - NP3W	NPJ3AL NPJ3BK NPJ3 NPJ3GY NPJ3I NPJ3LA NPJ3R NPJ3W	Aluminum Brass Brass Plated Chrome S/S 302/304 S/S 430 Steel, Almond	① SB3 SBP3 SCH3 SS3 SS3L SP3AL*
4-Gang, 4-Toggle 	Black Brown Gray Ivory Light Almond White	NP4BK NP4 NP4GY NP4I NP4LA NP4W	NPJ4BK NPJ4 NPJ4GY NPJ4I NPJ4LA NPJ4W	Aluminum Brass Brass Plated Chrome S/S 302/304 S/S 430 Steel, Almond	① SB4 SBP4 ① SS4 SS4L SP4AL*
5-Gang, 5-Toggle 	Black Brown Gray Ivory Light Almond White	NP5BK NP5 NP5GY NP5I NP5LA NP5W		Aluminum Brass Brass Plated Chrome S/S 302/304 Steel, Almond	① SB5 ① ① SS5 SP5AL*
6-Gang, 6-Toggle 	Brown Gray Ivory Light Almond White	NP6 NP6GY NP6I NP6LA NP6W		Aluminum Brass Brass Plated Chrome S/S 302/304 Steel, Almond	① SB6 ① ① SS6 SP6AL*
7-Gang, 7-Toggle 				Aluminum Brass Brass Plated Chrome S/S 302/304	① ① ① ① SS607
8-Gang, 8-Toggle 				Aluminum Brass Brass Plated Chrome S/S 302/304	① ① ① ① SS608
2-Gang, 1-Toggle 				S/S 302/304	SS740

Note: All standard and mid-size nylon wallplates feature pre-inserted captive screws for faster assembly.

① Available as a custom wallplate, see page P-27. Consult custom wallplates section for additional openings and combinations.






*Powder coat paint finish.

Wallplates and Covers




Duplex and Single Receptacle Wallplates



Duplex Receptacle Wallplates

Description	Color	Nylon		Material	Catalog Number
		Standard Size	Mid-Size		
1-Gang, 1-Duplex 	Almond	NP8AL	NPJ8AL	Aluminum	SA8
	Black	NP8BK	NPJ8BK	Brass	SB8
	Blue	-	NPJ8BL	Brass Plated	SBP8
	Brown	NP8	NPJ8	Chrome	SCH8
	Gray	NP8GY	NPJ8GY	S/S 302/304	SS8
	Ivory	NP8I	NPJ8I	S/S 430	SS8L
	Light Almond	NP8LA	NPJ8LA	Steel, Almond	SP8AL*
	Orange	NP8OR	-	Steel, Gray	SP8G*
	Red	NP8R	NPJ8R		
	White	NP8W	NPJ8W		
2-Gang, 2-Duplex 	Black	NP82BK	NPJ82BK	Aluminum	SA82
	Brown	NP82	NPJ82	Brass	SB82
	Gray	NP82GY	NPJ82GY	Brass Plated	SBP82
	Ivory	NP82I	NPJ82I	Chrome	SCH82
	Light Almond	NP82LA	NPJ82LA	S/S 302/304	SS82
	Orange	NP82OR	-	S/S 430	SS82L
	Red	NP82R	NPJ82R	Steel, Almond	SP82AL*
	White	NP82W	NPJ82W	Steel, Gray	SP82G*
3-Gang, 3-Duplex 	Brown	NP83		Aluminum	①
	Ivory	NP83I		Brass	①
	White	NP83W		Brass Plated	①
				Chrome	①
			S/S 302/304	SS83	
			Steel, Almond	SP83AL*	
4-Gang, 4-Duplex 	Brown	NP84		Aluminum	①
	Ivory	NP84I		Brass	①
	White	NP84W		Brass Plated	①
				Chrome	①
			S/S 302/304	SS84	
2-Gang, 1-Duplex 				S/S 302/304	SS748

Single 15/20A Straight Blade or 15A Locking Receptacle Wallplates Inches (mm)

Description	Color	Nylon		Material	Catalog Number
		Standard Size	Mid-Size		
1-Gang, 1-Single 1.40 in. (35.6) dia. hole 	Black	NP7BK	NPJ7BK	Aluminum	SA7
	Brown	NP7	NPJ7	Brass	SB7
	Gray	NP7GY	NPJ7GY	Brass Plated	SBP7
	Ivory	NP7I	NPJ7I	Chrome	SCH7
	Light Almond	NP7LA	NPJ7LA	S/S 302/304	SS7
	Red	NP7R	NPJ7R	S/S 430	SS7L
	White	NP7W	NPJ7W	Steel, Almond	SP7AL*
				Steel, Gray	SP7G*
2-Gang, 1-Single 1.40 in. (35.6) dia. hole 				S/S 302/304	SS747
2-Gang, 2-Single 1.40 in. (35.6) dia. hole 				Aluminum	①
				Brass	①
				Brass Plated	①
				Chrome	①
				S/S 302/304	SS72






Note: All standard and mid-size nylon wallplates feature pre-inserted captive screws for faster assembly.
 ① Available as a custom wallplate, see page P-27. Consult custom wallplates section for additional openings and combinations.
 *Powder coat paint finish.

Wallplates and Covers







Single Receptacle Wallplates



Single 20/30A Locking Receptacle Wallplates Inches (mm)

Description	Color	Nylon		Material	Catalog Number
		Standard Size	Mid-Size		
 1-Gang, 1-Single 1.60 in. (40.6) dia. hole	Black	NP720BK		Aluminum	SA720
	Brown	NP720		Brass	SB720
	Gray	NP720GY		Brass Plated	①
	Ivory	NP720I		Chrome	①
	Red	NP720R		S/S 302/304	SS720
	White	NP720W			
 1-Gang, 1-Single 1.74 in. (44.2) dia. hole				S/S 302/304	SS725
 2-Gang, 1-Single 1.60 in. (40.6) dia. hole				S/S 302/304	SS749
 3-Gang, 2-Single 1.60 in. (40.6) dia. hole				Aluminum	①
				Brass	①
				Brass Plated	①
				Chrome	①
				S/S 302/304	SS320
 3-Gang, 2-Single 1.74 in. (44.2) dia. hole				S/S 302/304	SS330

Single Receptacle Wallplates Inches (mm)

Description	Color	Nylon		Material	Catalog Number
		Standard Size	Mid-Size		
 1-Gang, 1-Single 1.97 in. (50.0) dia. hole				S/S 302/304	SS737
 1-Gang, 1-Single 2.16 in. (54.9) dia. hole	Black	NP724BK	NPJ724BK	Aluminum	SA723
	Brown	NP724	NPJ724	Brass	①
	Gray	NP724GY	NPJ724GY	Brass Plated	①
	Ivory	NP724I	NPJ724I	Chrome	SCH723
	Red	NP724R	NPJ724R	S/S 302/304	SS723
	White	NP724W	NPJ724W	S/S 430	SS723L
 2-Gang, 1-Single 2.16 in. (54.9) dia. hole				Chrome	SCH702
				S/S 302/304	SS702
 2-Gang, 1-Single 2.16 in. (54.9) dia. hole	Black	NP703BK	NPJ703BK	S/S 302/304	SS703
	Brown	NP703	NPJ703	S/S 430	SS703L
	Gray	NP703GY	NPJ703GY		
	Ivory	NP703I	NPJ703I		
	Red	NP703R	NPJ703R		
	White	NP703W	NPJ703W		
 2-Gang, 1-Single 2.48 in. (63.0) dia. hole				S/S 302/304	SS701
 2-Gang, 1-Single 2.66 in. (67.6) dia. hole				S/S 302/304	SS716

Note: All standard and mid-size nylon wallplates feature pre-inserted captive screws for faster assembly.









① Available as a custom wallplate, see page P-27. Consult custom wallplates section for additional openings and combinations.

Wallplates and Covers

Blank Wallplates



Blank Wallplates, Box Mount and Strap Mount

Description	Color	Nylon		Material	Catalog Number
		Standard Size	Mid-Size		
 1-Gang, 1-Blank, Box Mount	Almond	NP13AL	NPJ13AL	Aluminum	SA13A
	Black	NP13BK	NPJ13BK	Brass	SB13
	Brown	NP13	NPJ13	Brass Plated	SBP13
	Gray	NP13GY	NPJ13GY	Chrome	SCH13
	Ivory	NP13I	NPJ13I	S/S 302/304	SS13
	Light Almond	NP13LA	NPJ13LA	S/S 430	SS13L
	White	NP13W	NPJ13W	Steel, Almond	SP14BAL*
Steel, Gray				SP14BG*	
 2-Gang, 2-Blank, Box Mount	Almond	NP23AL	NPJ23AL	Aluminum	SA23
	Black	NP23BK	-	Brass	SB23
	Brown	NP23	NPJ23	Brass Plated	①
	Gray	NP23GY	-	Chrome	SCH23
	Ivory	NP23I	NPJ23I	S/S 302/304	SS23
	Light Almond	NP23LA	NPJ23LA	S/S 430	SS23L
	White	NP23W	NPJ23W	Steel, Almond	SP24BAL*
Steel, Gray				SP24BG*	
 3-Gang, 3-Blank, Box Mount	Brown	NP33		Aluminum	①
	Ivory	NP33I		Brass	①
	White	NP33W		Brass Plated	①
				Chrome	①
				S/S 302/304	SS33
				Steel, Almond	SP34BAL*
 4-Gang, 4-Blank, Box Mount	Brown	NP43		Aluminum	①
	Ivory	NP43I		Brass	①
	White	NP43W		Brass Plated	①
				Chrome	①
				S/S 302/304	SS43
 1-Gang, 1-Blank, Strap Mount	Black	NP14BK		Aluminum	①
	Brown	NP14		Brass	SB14
	Gray	NP14GY		Brass Plated	①
	Ivory	NP14I		Chrome	①
	Red	NP14R		S/S 302/304	SS14
	White	NP14W		S/S 430	SS14L
				Steel, Almond	SP14AL*
Steel, Gray				SP14G*	
 2-Gang, 2-Blank, Strap Mount	Black	NP24BK		Aluminum	①
	Brown	NP24		Brass	①
	Gray	NP24GY		Brass Plated	①
	Ivory	NP24I		Chrome	①
	Red	NP24R		S/S 302/304	SS24
	White	NP24W		S/S 430	SS24L
				Steel, Almond	SP24AL*
Steel, Gray				SP24G*	
 3-Gang, 3-Blank, Strap Mount	Brown	NP34		Aluminum	①
	Ivory	NP34I		Brass	①
	White	NP34W		Brass Plated	①
				Chrome	①
				S/S 302/304	SS34
				Steel, Almond	SP34AL*
 4-Gang, 4-Blank, Strap Mount	Brown	NP44		Aluminum	①
	Ivory	NP44I		Brass	①
	White	NP44W		Brass Plated	①
				Chrome	①
				S/S 302/304	SS44

Note: All standard and mid-size nylon wallplates feature pre-inserted captive screws for faster assembly.

① Available as a custom wallplate, see page P-27. Consult custom wallplates section for additional openings and combinations.










*Powder coat paint finish.

Wallplates and Covers



Combination Wallplates

Combination Wallplates, 2-Gang Inches (mm)

Description	Color	Nylon		Material	Catalog Number
		Standard Size	Mid-Size		
 2-Gang, 1-Toggle, 1-Duplex	Almond Black Brown Gray Ivory Light Almond Red White	NP18AL NP18BK NP18 NP18GY NP18I NP18LA NP18R NP18W	NPJ18AL NPJ18BK NPJ18 NPJ18GY NPJ18I NPJ18LA NPJ18R NPJ18W	Aluminum Brass Brass Plated Chrome S/S 302/304 S/S 430 Steel, Almond Steel, Gray	① ① SBP18 SCH18 SS18 SS18L SP18AL* SP18G*
 2-Gang, 1-Duplex, 1-Decorator	Almond Black Brown Gray Ivory Light Almond White	NP826AL NP826BK NP826 NP826GY NP826I NP826LA NP826W	NPJ826AL NPJ826BK NPJ826 NPJ826GY NPJ826I NPJ826LA NPJ826W	Aluminum Brass Brass Plated Chrome S/S 302/304	① SB826 ① ① SS826
 2-Gang, 1-Toggle, 1-Decorator	Almond Black Brown Gray Ivory Light Almond White	NP126AL NP126BK NP126 NP126GY NP126I NP126LA NP126W	NPJ126AL NPJ126BK NPJ126 NPJ126GY NPJ126I NPJ126LA NPJ126W	Aluminum Brass Brass Plated Chrome S/S 302/304 S/S 430 Steel, Almond Steel, Gray	① SB126 SBP126 ① SS126 SS126L PJS126AL* PJS126G*
 2-Gang, 1-Duplex, 1-Telephone .406 in. (10.3) Hole Strap Mount	Black Brown Gray Ivory White	NP128BK NP128 NP128GY NP128I NP128W			
 2-Gang, 1-Toggle, 1-Telephone .406 in. (10.3) Hole Strap Mount	Black Brown Gray Ivory White	NP112BK NP112 NP112GY NP112I NP112W			
 2-Gang, 1-Decorator, 1-Telephone .406 in. (10.3) Hole Strap Mount	Black Brown Gray Ivory White	NP1226BK NP1226 NP1226GY NP1226I NP1226W			
 2-Gang, 1-Single Receptacle 1.40 in. (35.6) Hole, 1-Duplex	Almond Brown Gray Ivory White	NP78AL NP78 NP78GY NP78I NP78W		Aluminum Brass Brass Plated Chrome S/S 302/304	① ① ① ① SS78
 2-Gang, 1-Single Receptacle 1.60 in. (40.6) Hole, 1-Duplex				Aluminum Brass Brass Plated Chrome S/S 302/304	① ① ① ① SS8720
 2-Gang, 1-Toggle, 1-Single Receptacle 1.40 in. (35.6) Hole	Black Brown Gray Ivory White	NP17BK NP17 NP17GY NP17I NP17W		Aluminum Brass Brass Plated Chrome S/S 302/304	① ① ① ① SS17

Note: All standard and mid-size nylon wallplates feature pre-inserted captive screws for faster assembly.

① Available as a custom wallplate, see page P-27. Consult custom wallplates section for additional openings and combinations.










*Powder coat paint finish.

Wallplates and Covers

Combination Wallplates



Combination Wallplates, 2- and 3-Gang Inches (mm)

Description	Color	Nylon		Material	Catalog Number
		Standard Size	Mid-Size		
2-Gang, 1-Toggle, 1-Blank, Box Mount 	Black Brown Gray Ivory Light Almond White	NP113BK NP113 NP113GY NP113I NP113LA NP113W	- NPJ113 - NPJ113I - -	Aluminum Brass Brass Plated Chrome S/S 302/304	⓪ ⓪ ⓪ ⓪ SS113
2-Gang, 1-Toggle, 1-Blank, Strap Mount 				Aluminum Brass Brass Plated Chrome S/S 302/304	⓪ ⓪ ⓪ ⓪ SS114
2-Gang, 1-Blank, 1-Duplex, Box Mount 	Black Brown Gray Ivory Light Almond White	NP138BK NP138 NP138GY NP138I NP138LA NP138W	- NPJ138 - NPJ138I - NPJ138W	Aluminum Brass Brass Plated Chrome S/S 302/304	⓪ ⓪ ⓪ ⓪ SS138
2-Gang, 1-Blank, 1-Duplex, Strap Mount 				Aluminum Brass Brass Plated Chrome S/S 302/304	⓪ ⓪ ⓪ ⓪ SS148
2-Gang, 1-Blank, 1-Decorator, Box Mount 	Black Brown Gray Ivory Light Almond White	NP1326BK NP1326 NP1326GY NP1326I NP1326LA NP1326W	NPJ1326BK NPJ1326 NPJ1326GY NPJ1326I NPJ1326LA NPJ1326W	Aluminum Brass Brass Plated Chrome S/S 302/304	⓪ ⓪ ⓪ ⓪ SS1426*
2-Gang, 1-Telephone, .406 in. (10.3) Hole, 1-Blank, Strap Mount 	Black Brown Gray Ivory White	NP1214BK NP1214 NP1214GY NP1214I NP1214W			
2-Gang, 1-Single Receptacle 1.40 in. (35.6) Hole 1-Blank, Strap Mount 	Black Brown Gray Ivory White	NP147BK NP147 NP147GY NP147I NP147W		Aluminum Brass Brass Plated Chrome S/S 302/304	⓪ ⓪ ⓪ ⓪ ⓪
3-Gang, 2-Toggle, 1-Duplex 	Brown Gray Ivory Light Almond White	NP28 NP28GY NP28I NP28LA NP28W	NPJ28 - NPJ28I NPJ28LA NPJ28W	Aluminum Brass Brass Plated Chrome S/S 302/304 Steel, Almond Steel, Gray	⓪ ⓪ SBP28 ⓪ SS28 SP28AL* SP28G*
3-Gang, 1-Toggle, 2-Duplex 	Black Brown Gray Ivory White	NP182BK NP182 NP182GY NP182I NP182W		Aluminum Brass Brass Plated Chrome S/S 302/304	⓪ ⓪ ⓪ ⓪ SS182






Note: All standard and mid-size nylon wallplates feature pre-inserted captive screws for faster assembly.
 ⓪ Available as a custom wallplate, see page P-27. Consult custom wallplates section for additional openings and combinations.
 *Powder coat paint finish.

Wallplates and Covers







Combination Wallplates

Combination Wallplates, 3-Gang

Description	Color	Nylon		Material	Catalog Number
		Standard Size	Mid-Size		
3-Gang, 2-Toggle, 1-Decorator 	Black Brown Gray Ivory Light Almond White	NP226BK NP226 NP226GY NP226I NP226LA NP226W	NPJ226BK NPJ226 NPJ226GY NPJ226I NPJ226LA NPJ226W	Aluminum Brass Brass Plated Chrome S/S 302/304 Steel, Gray	⓪ ⓪ ⓪ ⓪ SS226 PJS226G*
3-Gang, 1-Toggle, 2-Decorator 	Black Brown Gray Ivory Light Almond White	NP1262BK NP1262 NP1262GY NP1262I NP1262LA NP1262W		Aluminum Brass Brass Plated Chrome S/S 302/304	⓪ ⓪ ⓪ ⓪ ⓪
3-Gang, 2-Duplex, 1-Blank 				Aluminum Brass Brass Plated Chrome S/S 302/304	⓪ ⓪ ⓪ ⓪ SS211
3-Gang, 1-Duplex, 1-Blank, 1-Duplex 				Aluminum Brass Brass Plated Chrome S/S 302/304	⓪ ⓪ ⓪ ⓪ SS8147
3-Gang, 2-Toggle, 1-Blank 				Aluminum Brass Brass Plated Chrome S/S 302/304	⓪ ⓪ ⓪ ⓪ SS213

Combination Wallplates, 4- and 5-Gang

Description	Color	Nylon		Material	Catalog Number
		Standard Size	Mid-Size		
4-Gang, 3-Toggle, 1-Duplex 	Brown Ivory Light Almond White	NP38 NP38I NP38LA NP38W		Aluminum Brass Brass Plated Chrome S/S 302/304	⓪ ⓪ ⓪ ⓪ SS38
4-Gang, 3-Toggle, 1-Decorator 	Black Brown Gray Ivory Light Almond White	NP326BK NP326 NP326GY NP326I NP326LA NP326W		Aluminum Brass Brass Plated Chrome S/S 302/304	⓪ ⓪ ⓪ ⓪ SS326
4-Gang, 2-Toggle, 2-Decorator 	Black Brown Gray Ivory Light Almond White	NP2262BK NP2262 NP2262GY NP2262I NP2262LA NP2262W		Aluminum Brass Brass Plated Chrome S/S 302/304	⓪ ⓪ ⓪ ⓪ ⓪
5-Gang, 4-Toggle, 1-Duplex 	Brown Ivory White	NP48 NP48I NP48W		Aluminum Brass Brass Plated Chrome S/S 302/304	⓪ ⓪ ⓪ ⓪ ⓪

Note: All standard and mid-size nylon wallplates feature pre-inserted captive screws for faster assembly.

⓪ Available as a custom wallplate, see page P-27. Consult custom wallplates section for additional openings and combinations.








*Powder coat paint finish.

Wallplates and Covers

Telephone and Coaxial Outlet Wallplates



Telephone and Coaxial Outlet Wallplates Inches (mm)

Description	Color	Nylon		Material	Catalog Number
		Standard Size	Mid-Size		
 1-Gang, 1-Tel Nylon 0.406 in. (10.3) hole, Metal 0.640 in. (16.3) hole, box mount	Almond	NP11AL	NPJ11AL	Aluminum	⓪
	Black	NP11BK	-	Brass	⓪
	Brown	NP11	NPJ11	Brass Plated	⓪
	Gray	NP11GY	-	Chrome	⓪
	Ivory	NP11I	NPJ11I	S/S 302/304	SS11*
	Light Almond	NP11LA	NPJ11LA	S/S 430	SS11L*
	Red	NP11R	-		
	White	NP11W	NPJ11W		
 1-Gang, 1-Tel Nylon 0.406 in. (10.3) hole, Metal 0.640 in. (16.3) hole, strap mount	Almond	NP12AL		Aluminum	⓪
	Black	NP12BK		Brass	SB12*
	Brown	NP12		Brass Plated	SBP12*
	Gray	NP12GY		Chrome	SCH12*
	Ivory	NP12I		S/S 302/304	SS12*
	White	NP12W		S/S 430	SS12L*
 1-Gang, 1-Tel 0.625 in. (15.9) hole, box mount	Almond	NP737AL			
	Brown	NP737			
	Ivory	NP737I			
	White	NP737W			
 1-Gang, 1-Tel 0.625 in. (15.9) hole, strap mount	Brown	NP730			
	Ivory	NP730I			
	White	NP730W			
 1-Gang, 1-Tel 0.380 in. (9.7) hole, box mount or strap mount				Aluminum	⓪
				Brass	⓪
				Brass Plated	⓪
				Chrome	⓪
				S/S 302/304	SS739
				S/S 302/304, Strap Mount	SS738
 2-Gang, 2-Tel Nylon 0.406 in. (10.3) hole, Metal 0.640 in. (16.3) hole, Box Mount	Black	NP21BK		Aluminum	⓪
	Brown	NP21		Brass	⓪
	Gray	NP21GY		Brass Plated	⓪
	Ivory	NP21I		Chrome	⓪
	White	NP21W		S/S 302/304, Strap Mount	SS22*
 2-Gang, 1-Tel 0.640 in. (16.3) hole, box mount				S/S 302/304	SS741*

Note: All standard and mid-size nylon wallplates feature pre-inserted captive screws for faster assembly.

⓪ Available as a custom wallplate, see page P-27. Consult custom wallplates section for additional openings and combinations.














*.50" (12.7) I.D. nylon bushing provided.

Wallplates and Covers




Jumbo Metal Wallplates

Jumbo, Smooth, Stainless Steel Type 302/304 Wallplates Inches (mm)

Description	Catalog Number	Description	Catalog Number
1-Gang, 1-Toggle 	SSJ1	2-Gang, 2-Toggle 	SSJ2
1-Gang, 1-Duplex 	SSJ8	2-Gang, 2-Duplex 	SSJ82
1-Gang, 1-Decorator 	SSJ26	2-Gang, 2-Decorator 	SSJ262
1-Gang, 1-Single Receptacle for 1.36–1.39 in. (34.5–35.3) dia. face 	SSJ7	2-Gang, 1-Toggle, 1-Duplex 	SSJ18
1-Gang, 1-Single Receptacle for 2.09–2.13 in. (53.1–54.1) dia. face 	SSJ723	2-Gang, 1-Toggle, 1-Decorator 	SSJ126
1-Gang, 1-Blank, box mount 	SSJ13	2-Gang, 2-Blank, box mount 	SSJ23
1-Gang, 1-Telephone opening, 0.640 in. (16.3) box mount 	SSJ11*		

Note: *.50 in. (12.7) I.D. nylon bushing provided.
Specifications are subject to change without notice.

Product Dimensions Inches (mm)



Jumbo Wallplate




Oversize dimensions (see page P-26 for more details).
1-Gang, 5.25 in. x 3.50 in. (133.4 x 88.9).
2-Gang, 5.25 in. x 5.31 in. (133.4 x 134.9).

Wallplates and Covers

Pre-Marked "EMERGENCY" and Barrel Key Switch Wallplates



Pre-Marked "EMERGENCY" Wallplates

Description	Color	Nylon		Material	Catalog Number
		Standard Size	Mid-Size		
1-Gang, 1-Duplex, paint filled 1/4 in. (6.4) white lettering 	Red		NPJ8RMEV	S/S 302/304	SS8MEV
1-Gang, 1-Toggle, paint filled 1/4 in. (6.4) white lettering 	Red		NPJ1RME	S/S 302/304	SS1ME
2-Gang, 2 Duplex, paint filled 1/4 in. (6.4) red lettering 				S/S 302/304	SS82MEV

Note: See page P-26 for mid-size plate dimensions.
All lettering .25 in. (6.3) high.



Stainless Steel Barrel Key Switch Wallplates

Description	1-Gang, with ON/OFF Markings	1-Gang, with Position Markings	2-Gang, with ON/OFF Markings	2-Gang, with Position Markings
Stainless steel, 302/304, smooth.	SS12RKL 	SS12RKLM 	SS22RKL 	SS22RKLM 

Note: See page D-3 for barrel key switch selection.

Single Count Screws and Accessories Inches (mm)

Description	Catalog Number
Stainless steel screw, standard slot, .38 in. (9.7) long	HBL7341SS
Security spanner head screws, 6-32 thread, 100 count	HBL7342RKL
Screwdriver with spanner head security bit	HBL7372RKL







Wallplates and Covers






Pre-Marked Wallplates


Pre-Marked "ISOLATED GROUND" Wallplates Inches (mm)

Description	Color	Nylon		Material	Catalog Number
		Standard Size	No Marking		
1-Gang, 1-Duplex, paint filled black 	Orange	NP80IG	NP80R		
1-Gang, 1-Decorator, paint filled black 	Orange	NP260IG			
1-Gang, 1-Single Receptacle 1.40 in. (35.6) hole for 1.36–1.39 in. (34.5–35.3) dia. face, paint filled black 	Orange	NP70IG			
1-Gang, 1-Single Receptacle 1.60 in. (40.6) hole for 20A and 30A Locking with 1.55–1.58 in. (39.4–40.1) dia. face, paint filled black 	Orange	NP7200IG			

Pre-Marked "COMPUTER ONLY" Wallplates

Description	Color	Nylon		Material	Catalog Number
		Standard Size	Mid-Size		
1-Gang, 1-Duplex, paint filled black 	Orange Ivory		NPJ8CO NPJ8C		
2-Gang, 2-Duplex, paint filled black 	Orange		NPJ82CO		
1-Gang, 1-Decorator, paint filled black 	Blue Ivory		NPJ26CBL NPJ26C		

Louver Plate, 1-Gang, Box Mount

Description	Color	Nylon		Material	Catalog Number
		Standard Size	Mid-Size		
1-Gang, Vertical mounted louver 				Aluminum Brass Brass Plated Chrome S/S 302/304	① SB771 SBP771 ① SS771

Note: All standard and mid-size nylon wallplates feature pre-inserted captive screws for faster assembly.

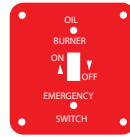
① Available as a custom wallplate, see page P-27. Consult custom wallplates section for additional openings and combinations.

Wallplates and Covers

Specialty Plates and Accessories



Oil and Gas Burner Emergency Plates Inches (mm)



Description	Color/Material	Oil Burner Cover	Gas Burner Cover	Emergency Cover
1-Gang, 1-Toggle, ¼ in. (6.4) silk screened white letters	Red Enameled Steel	S22710EM	S2271GEM	—
Utility/handy box cover, 1-Toggle, ¼ in. (6.4) silk screened white letters	Red Enameled Steel	SY865OEM	SY865GEM	SY865EM
4 in. (101.6) square box cover, 1-Toggle, ¼ in. (6.4) silk screened white letters	Red Enameled Steel	SY800OEM	SY800GEM	—
4 in. (101.6) square box cover, 2-Toggle, ¼ in. (6.4) silk screened white letters	Red Enameled Steel	—	SY803GEM	—

Wallplate Screws, 6-32 Thread, 100 Count



Description	Color/Material	Decorator 3/8 in. Long	Standard 1/2 in. Long	Standard 5/8 in. Long	Standard 1.0 in. Long
Wallplate screws, oval head milled slot, 6-32 thread, 100 per box (order 1 to receive a box of 100)	Almond	RA38ALPK100	RA12ALPK100	—	—
	Black	RA38BKPK100	RA12BKPK100	—	—
	Brown	RA38PK100	RA12PK100	—	—
	Gray	RA38GYPK100	RA12GYPK100	—	—
	Ivory	RA38IPK100	RA12IPK100	—	RA88IPK100
	Light Almond	RA38LAPK100	RA12LAPK100	—	—
	White	RA38WPK100	RA12WPK100	—	RA88WPK100
	Stainless Steel	RA38SSPK100	—	RA58SSPK100	RA88SSPK100

Accessories Inches (mm)



Color	To Fill a Toggle Opening	To Fill a Decorator Opening	0.406 in. (10.30) Dia. Hole, To Fill a Decorator Opening	Material	Mounting Strap, with Screws	Brass Plated Screw, Standard Slot, 0.38 in. (9.7) long
Brown	RA756	—	—	Steel Brass	RA40	HBL7341
Ivory	RA756I	NS620I	NS621I			
Light Almond	—	NS620LA	NS621LA			
White	RA756W	NS620W	NS621W			

Tamperproof Plate Screws and Screwdriver* Inches (mm)



Description	Length in. (mm)	Spanner Head Type 6-32 Thread	Spanner Head Screwdriver	Replacement Barrel Key
Spanner head stainless steel type 302/304, 6-32 thread, screws sold in carton quantities of 100	¼ in. (3.2)	SSTP14	SSTPD	6006RKL
	¾ in. (9.5)	SSTP38		
	½ in. (12.7)	SSTP12		
	¾ in. (15.9)	SSTP58		
	1 in. (25.4)	SSTP1		
	2 in. (50.8)	SSTP2		

Note: * Not UL Listed or CSA Certified.



1-Gang Weatherproof Covers for Vertical Mounting Inches (mm)

Description	Product Dimensions Height x Width x Depth	Catalog Number
Zinc die cast, gray, duplex cover for box mounting	4.58 in. x 2.82 in. x 0.57 in. (116.3 x 71.6 x 14.5)	RW51470
Zinc die cast, gray, 1.40 in. (35.6) cover for single receptacle or toggle switch for device mounting	4.56 in. x 2.81 in. x 0.88 in. (115.8 x 71.4 x 22.4)	RW51550*
Zinc die cast, gray, GFCI, surge and decorator cover for device mounting	4.58 in. x 2.81 in. x 0.57 in. (116.3 x 71.4 x 14.5)	RW51040



1-Gang Weatherproof Covers for Horizontal Mounting Inches (mm)

Description	Product Dimensions Height x Width x Depth	Catalog Number
Zinc die cast, gray, duplex cover for device mounting	2.82 in. x 4.57 in. x 0.79 in. (71.6 x 116.1 x 20.1)	RW51810
Zinc die cast, gray, 1.40 in. (35.6) cover for single receptacle or toggle switch for device mounting	2.81 in. x 4.56 in. x 0.99 in. (71.4 x 115.8 x 25.1)	RW51520*
Zinc die cast, gray, GFCI, surge and decorator cover for device mounting	2.82 in. x 4.56 in. x 0.52 in. (71.6 x 115.8 x 13.2)	RW51020



2-Gang Weatherproof Covers for Vertical Mounting Inches (mm)

Description	Product Dimensions Height x Width x Depth	Catalog Number
Zinc die cast, gray, duplex cover for device mounting	4.54 in. x 4.54 in. x 0.75 in. (115.3 x 115.3 x 19.1)	RW51320
Zinc die cast, gray, one duplex/one GFCI, surge and decorator cover for box mounting	4.54 in. x 4.54 in. x 0.77 in. (115.3 x 115.3 x 19.6)	RW51330
Zinc die cast, gray, 1.40 in. (35.6) cover for single receptacle or toggle switch for device mounting	4.54 in. x 4.54 in. x 0.77 in. (115.3 x 115.3 x 19.6)	RW51380
Zinc die cast, gray, two GFCI, surge and decorator cover for box mounting	4.54 in. x 4.56 in. x 0.73 in. (115.3 x 115.8 x 18.5)	RW51450

Note: All weatherproof plates are UL Listed for WET LOCATIONS WITH COVER CLOSED, for intermittent use in wet locations or use in damp locations. All plates are gasketed and self-closing.
*cULus Listed.

Wallplates and Covers

Weatherproof Covers



1-Gang Die Cast Aluminum Covers, Vertical Mount Inches (mm)

Description	Catalog Number
1.62 in. (41.1) dia. opening, 20 and 30 amp, locking receptacle	7420B
2.15 in. (54.6) dia. opening, 30 and 50 amp, 3-wire power receptacle	7427B
2.31 in. (58.7) dia. opening for "MBWP" inlet	7429B
20 amp power interrupting, locking receptacle	23007
30 amp power interrupting, locking receptacle, lift cover	20405
50 amp standard locking receptacle	7770



7420B



7429B



23007



7770

1-Gang Non-Metallic Cover, Vertical Mount for Flanged Devices

Description	Catalog Number
Yellow fiberglass weatherproof plate with lift lid for 50 amp locking receptacles, fits F.S. and F.D. boxes	7774CR

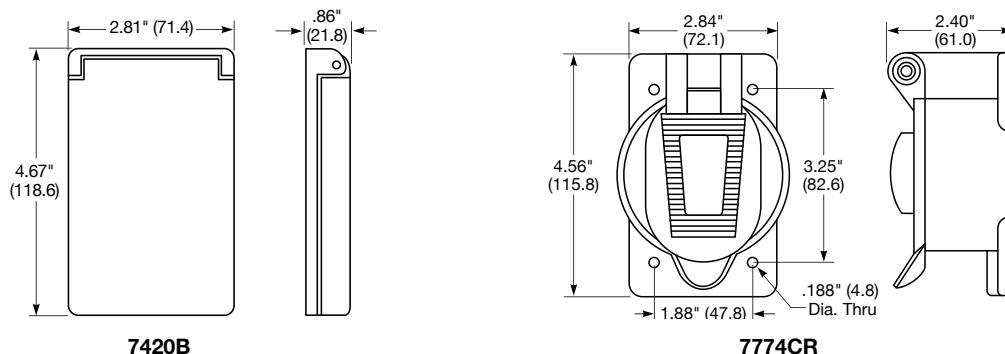


7774CR

Catalog Number for Receptacles in Groups Inches (mm)

Boss Diameter 1.36 in. to 1.39 in. (34.5 to 35.3)		Boss Diameter 1.55 in. to 1.58 in. (39.4 to 40.1)				Boss Diameter 1.68 in. to 1.72 in. (42.7 to 43.7)	Boss Diameter 2.09 in. to 2.13 in. (53.1 to 54.1)	Boss Diameter 2.28 in. to 2.44 in. (57.9 to 62.0)
5261	8310	70520FR	71220FR	71820FR	3330	9530FR	3771	CS6369L
5251	7250	70620FR	71030FR	71920FR	3430	9630FR	7379	CS6370L
5661	5284	70720FR	71130FR	72020FR	3520	9303	3769	CS8169L
5361	5258	70820FR	71230FR	71830FR	7410	9306	6369CR	CS8269L
5351	5684	70920FR	71330FR	71930FR	40045FR	9550FR	6370CR	CS8369L
5461	5384	70530FR	71420FR	72030FR	FSL1FR	9650FR		CS8469L
4710	5484	70630FR	71520FR	72120FR	FSL2FR			CS6369A
4760	5261IG	70730FR	71620FR	72220FR	FSL3FR			CS6370A
7582	5361IG	70830FR	71430FR	72320FR	FSL4FR			CS8169A
7310	7535	70930FR	71530FR	72130FR				CS8269A
8210	70615FR	71020FR	71630FR	72230FR				CS8369A
		71120FR	71730FR	72330FR				CS8469A

Product Dimensions Inches (mm)





1-Gang Non-Metallic Covers, Vertical Mount for Flanged Devices

Description	Catalog Number
Weatherproof lift cover for use with 15 amp locking flanged equipment devices (inlets and receptacles)	WPC1
Weatherproof lift cover for use with 20 and 30 amp locking flanged equipment devices (inlets and receptacles)	WPC2
Weatherproof lift cover for use with 50 amp locking non-metallic flanged inlets	7780*



Note: *cULus Listed only, not CSA Certified.

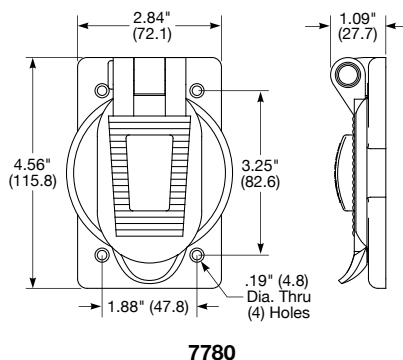
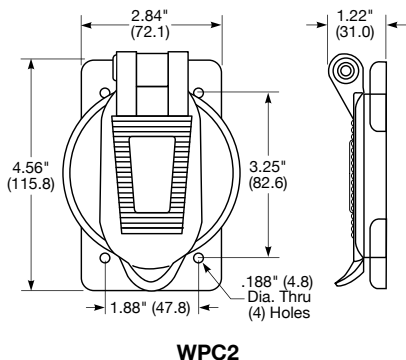
Use with Flanged Inlets and Flanged Receptacles Listed Below

Catalog Number	Use with flanged inlets and flanged receptacles listed below							
WPC1	4716MB	4715ER	70615MB	70615ER	4786MB	4785ER	7556MB	7557ER
	8808	8809						
WPC2	70520MB	70520ER	70620MB	70620ER	70720MB	70720ER	70820MB	70820ER
	70920MB	70920ER	70530MB	70530ER	70630MB	70630ER	70730MB	70730ER
	70830MB	70830ER	70930MB	70930ER	7327	7328	71020MB	71020ER
	71120MB	71120ER	71220MB	71220ER	71030MB	71030ER	71230MB	71230ER
	71330MB	71330ER	71420MB	71420ER	71520MB	71520ER	71620MB	71620ER
	71430MB	71430ER	71530MB	71530ER	71630MB	71630ER	71730MB	71730ER
	7408MB	7409ER	71820MB	71820ER	71920MB	71920ER	72020MB	72020ER
	71830MB	71830ER	71930MB	79130ER	72030MB	72030ER	72120MB	72120ER
	72220MB	72220ER	72320MB	72320ER	40045MB	40045ER	72130MB	72130ER
	72230MB	72230ER	72330MB	72330ER				
7780	CS6375L							
	CS8375L							



Note: Device not included.

Product Dimensions Inches (mm)



Wallplates and Covers

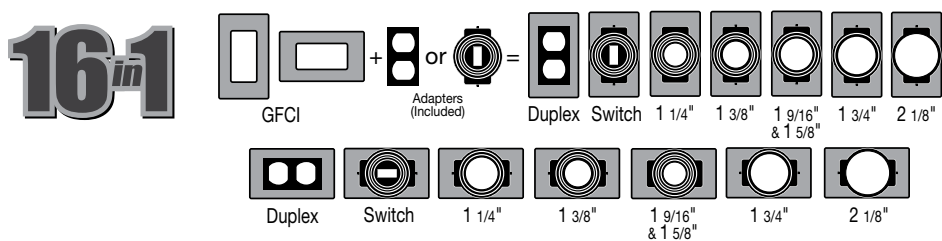
Non-Metallic While-In-Use Weatherproof Covers



- High-impact polycarbonate construction provides maximum durability
- Patented keyhole mounting system allows installation in under a minute
- Includes attached gasket and mounting hardware
- Pre-configured for GFCI with patented knockout technology for alternate devices
- Lockable tab
- NEMA 3R rated
- EXTRA DUTY® 5800 Series covers meet or exceed the extra duty rating per UL 514D, and are NEMA 3R rated
- 2014 NEC® Compliant (Article 406.9A & B)
- cULus Listed

1-Gang Weatherproof Covers for Vertical or Horizontal Mounting


Description	Standard	EXTRA DUTY®
Non-metallic, black (standard) or gray (extra duty) with clear tinted cover, while-in-use, 16-in-1 configurations below	RW57300	RW58300
Jumbo, non-metallic, black (standard) or gray (extra duty) with clear tinted cover, while-in-use, 16-in-1 configurations below	RW57350	RW58350



2-Gang Weatherproof Covers for Vertical or Horizontal Mounting

Description	Standard	EXTRA DUTY®
Non-metallic, black (standard) or gray (extra duty) with clear tinted cover, while-in-use, 55-in-1 configurations below	RW57750	RW58750

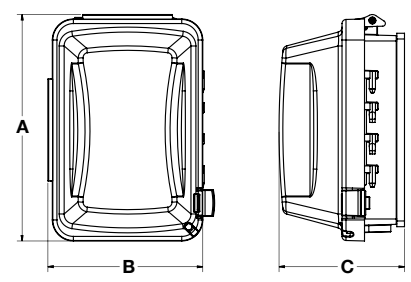
Note: Required by the NEC® for while-in-use outdoor power distribution. Thermoplastic covers provide protection for use in wet locations with the cover closed, NEMA® 3R rated. Meets 2014 NEC 406.9 – receptacles in damp or wet locations. Holes for padlocks are .40 inch.



Multiple combinations of duplex, GFCI, switch, and rounds: 1 1/4", 1 3/8", 1 9/16", 1 5/8", 1 11/16", 2 1/8", 2 1/4", 2 7/16"

Product Dimensions Inches (mm)

	1-Gang		Jumbo, 1-Gang		2-Gang	
	Standard	EXTRA DUTY®	Standard	EXTRA DUTY®	Standard	EXTRA DUTY®
A	5.54" (140.7)	5.90" (149.9)	5.54" (140.7)	5.92" (150.4)	5.54" (140.7)	5.54" (140.7)
B	3.79" (96.3)	4.18" (106.2)	3.79" (96.3)	4.20" (106.7)	5.43" (137.9)	5.43" (137.9)
C	3.07" (78.0)	3.00" (76.2)	5.08" (129.0)	5.10" (129.5)	3.07" (78.0)	3.07" (78.0)



NEC® is a registered trademark of the The National Electrical Code.
NEMA® is a registered trademark of The National Electrical Manufacturers Association.

Wallplates and Covers



EXTRA DUTY® Metallic While-In-Use Covers

EXTRA DUTY® Metallic While-in-Use Covers are designed for use whenever protection is required while an outlet is in use. Covers meet or exceed the extra duty rating per UL 514D, and are NEMA® 3R rated.

- Superior commercial quality die-cast aluminum construction
- Meets or exceeds extra duty rating in UL 514D
- Unique lid design allows larger plugs and provides more room for bend radius of electrical cords

- Provision on each side for holding cords – reduces pull-outs
- Padlockable – accepts standard size padlocks
- Includes gasket and hardware
- Powder coated for corrosion protection
- Device or box mounting
- NEMA® 3R rated
- Can be installed to comply with 2014 NEC® 406.9A & B



1-Gang EXTRA DUTY® Metallic Covers for Vertical Mounting Inches (mm)

Description	Product Dimensions Height x Width x Depth	Catalog Number
Metallic, gray, duplex, while-in-use cover for vertical mounting	6.5 in. x 3.3 in. x 3.2 in. (165.1 x 83.8 x 81.3)	WPB8E
Metallic, gray, round hole 1.55" or 2.10", while-in-use cover for vertical mounting	6.5 in. x 3.3 in. x 4.5 in. (165.1 x 83.8 x 114.3)	WPB700E
Metallic, gray, GFCI, while-in-use cover for vertical mounting	6.5 in. x 3.3 in. x 3.2 in. (165.1 x 83.8 x 81.3)	WPB26E



1-Gang EXTRA DUTY® Metallic Covers for Horizontal Mounting Inches (mm)

Description	Product Dimensions Height x Width x Depth	Catalog Number
Metallic, gray, duplex, while-in-use cover for horizontal mounting	4.8 in. x 5.1 in. x 3.2 in. (121.9 x 129.5 x 81.3)	WPB8EH
Metallic, gray, GFCI, while-in-use cover for horizontal mounting	4.8 in. x 5.1 in. x 3.2 in. (121.9 x 129.5 x 81.3)	WPB26EH



2-Gang EXTRA DUTY® Metallic Covers for Vertical Mounting Inches (mm)

Description	Product Dimensions Height x Width x Depth	Catalog Number
Metallic, gray, double duplex, while-in-use cover for vertical mounting	6.5 in. x 5.1 in. x 3.2 in. (165.1 x 129.5 x 81.3)	WPB82E
Metallic, gray, GFCI and duplex, while-in-use cover for vertical mounting	6.5 in. x 5.1 in. x 3.2 in. (165.1 x 129.5 x 81.3)	WPB268E
Metallic, gray, double GFCI, while-in-use cover for vertical mounting	6.5 in. x 5.1 in. x 3.2 in. (165.1 x 129.5 x 81.3)	WPB262E

NEC® is a registered trademark of the The National Electrical Code.
NEMA® is a registered trademark of The National Electrical Manufacturers Association.

Wallplates and Covers

Pool Pump Receptacle Kit and Generator Power Connection Kit



- 2-Gang, die cast aluminum, weatherproof box, compact design
- 2-Gang, polycarbonate, while-in-use cover, high resistance to impact and corrosion
- 20A 125V or 250V heavy duty locking receptacle
- 20A 120-277V AC switch, single pole or double pole
- Locking receptacle prevents accidental disconnection of mating pump plug
- NEMA 3R while-in-use cover, tinted lid aesthetically pleasing for any location

Pool Pump Receptacle Kit

Description	Catalog Number
20A 125V pool pump receptacle kit, includes a NEMA L5-20 locking receptacle and single pole 20A 120-277V AC switch	PKL520*

Note: *Includes mounting hardware, gasket, wire connector, (3) closure plugs for the 3/4 inch threaded outlets and assembly instructions.



Locking receptacle helps prevent unintentional disconnection of mating pump plug



While-in-use cover protects switch and receptacle from weather and dirt while in use, and can be locked for added security (lock not included)



- Extra deep weatherproof box gives installers the room needed to wire the box efficiently
- State-of-the-art powder-coated finish provides years of protection against the elements
- Includes hardware, gasket and ground screw are provided
- Male inlet is securely mounted to the cover for additional durability
- Industrial grade device
- 1-Gang, cast aluminum

Generator Power Connection Kit

Description	Catalog Number
NEMA L14-30, 30A 125/250V, 3-pole 4-wire generator kit	RB58405*

Note: *Includes mounting hardware, gasket, ground screw, (2) closure plugs for the 3/4 inch threaded outlets and assembly instructions.



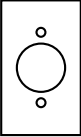

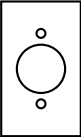
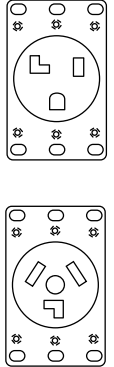
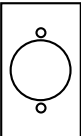
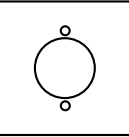
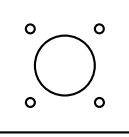
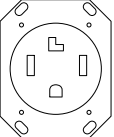
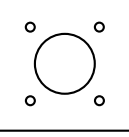


Wallplates and Covers

Selection Chart



Wallplate Selection Chart for Single Receptacles Inches (mm)

Typical Receptacle		Matching Wallplate	Stainless Steel 302/304	Stainless Steel 430	Solid Brass	Hi-Impact Nylon	
						Ivory	Brown
 <p>15 or 20 amp straight blade devices</p>	 <p>15 amp locking devices</p>	 <p>1-Gang, single receptacle 1.40 in. (35.6) I.D. opening</p>	SS7	SS7L	SB7	NP7I	NP7*
 <p>20 or 30 amp locking devices 3-wire, 4-wire or 5-wire</p>	 <p>1-Gang, single receptacle 1.60 in. (40.6) I.D. opening</p>	SS720	—	SB720	NP720I	NP720*	
 <p>30 or 50 amp 3-wire power outlets</p>	 <p>1-Gang, power outlet 2.15 in. (54.6) I.D. opening</p>	SS723	SS723L	—	NP724I	NP724*	
	 <p>2-Gang, power outlet 2.15 in. (54.6) I.D. opening</p>	SS702	—	—	—	—	
	 <p>2-Gang, 2.15 in. (54.6) I.D. opening 1.81 in. W (46.0) x 2.38 in. H (60.3) mounting</p>	SS703	SS703L	—	NP703I	NP703*	
 <p>30, 50 or 60 amp 3-wire power outlets</p>	 <p>2-Gang, 2.48 in. (63.0) I.D. opening 1.81 in. W (46.0) x 2.38 in. H (60.3) mounting</p>	SS701	—	—	—	—	

Note: *Catalog number indicated is Brown, for full offering of color options and materials see pages P-7 and P-8.



Nylon, Stainless Steel and Brass Plate

Listings

Conforms to applicable NEMA® and ANSI® Standards
 Meets UL Standard 514D and CSA C22.2 #42.1
 UL Listed (Brass, stainless steel and nylon)
 CSA Certified

Aluminum Plate Inches (mm)

Specifications

Thickness	0.05 in. (1.3)
Mounting screws	Aluminum slotted head
Appearance	Brushed finish, clear anodized

Brass (70% Copper, 30% Zinc) Plate Inches (mm)

Specifications

Thickness	0.04 in. (1.0)
Mounting screws	Brass (70% copper, 30% zinc), slotted screw head
Operating temperature	-40°C to 85°C
Appearance	Brushed finish

Brass-Plated Steel Plate Inches (mm)

Specifications

Thickness	0.03 in. (0.8) nominal
Mounting screws	Brass slotted head
Appearance	Polished finish, coated to inhibit oxidation

Chrome-Plated Steel Plate Inches (mm)

Specifications

Thickness	0.03 in. (0.8) Nominal
Mounting screws	Zinc-plated steel slotted head
Appearance	Polished finish, coated to inhibit oxidation

Nylon Plate Inches (mm)

Specifications

Thickness	0.06 in. (1.5)
Mounting screws	Steel (painted slotted screw head)
Feature	Captive mounting screw hole, positive bow for flush mounting
Operating temperature	-40°C to 85°C
Appearance	Smooth

302/304 Stainless Steel (18% Chromium, 8% Nickel) Plate Inches (mm)

Specifications

Thickness	.035 in. (0.9) nominal
Mounting screws	302/304 stainless steel (18% chromium, 8% nickel), slotted screw head
Appearance	Brushed finish

430 Stainless Steel (17% Chromium, Less than 0.50% Nickel) Plate Inches (mm)

Specifications

Thickness	.035 in. (0.9) nominal
Mounting screws	302/304 stainless steel (18% chromium, 8% nickel), slotted screw head
Appearance	Brushed finish

NEMA® is a registered trademark of the National Electrical Manufacturers Association.
 ANSI® is a registered trademark of the American National Standards Institute.

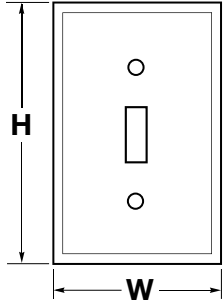
Wallplates and Covers



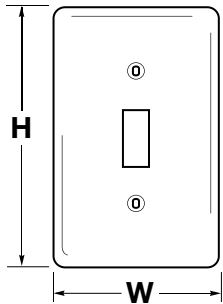
Wallplate Dimensions

Product Dimensions Inches (mm)

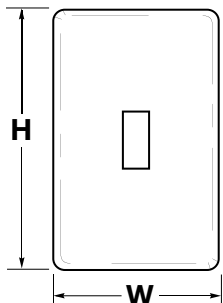
Type	Standard Metal		Painted Metal	Type	Jumbo Metal	
	Height	Width	Width		Height	Width
1-Gang	4.50" (114.3)	2.87" (72.9)	2.75" (69.8)	1-Gang	5.25" (133.4)	3.50" (88.9)
2-Gang	4.50" (114.3)	4.60" (116.8)	4.56" (115.8)	2-Gang	5.25" (133.4)	5.31" (134.9)
3-Gang	4.50" (114.3)	6.41" (162.8)	6.38" (162.1)			
4-Gang	4.50" (114.3)	8.22" (208.8)	8.18" (207.8)			
5-Gang	4.50" (114.3)	10.03" (254.8)	10.00" (254.0)			
6-Gang	4.50" (114.3)	11.81" (300.0)	11.81" (300.0)			
7-Gang	4.50" (114.3)	13.68" (347.5)				
8-Gang	4.50" (114.3)	15.44" (392.1)				



Type	Standard Nylon		Type	Mid-Size Nylon	
	Height	Width		Height	Width
1-Gang	4.63" (117.6)	2.88" (73.2)	1-Gang	4.88" (124.0)	3.13" (79.5)
2-Gang	4.63" (117.6)	4.69" (119.1)	2-Gang	4.88" (124.0)	4.94" (125.4)
3-Gang	4.63" (117.6)	6.50" (165.1)	3-Gang	4.88" (124.0)	6.75" (171.5)
4-Gang	4.63" (117.6)	8.31" (211.1)	4-Gang	4.88" (124.0)	8.56" (217.4)
5-Gang	4.63" (117.6)	10.12" (256.1)			
6-Gang	4.63" (117.6)	11.93" (303.0)			

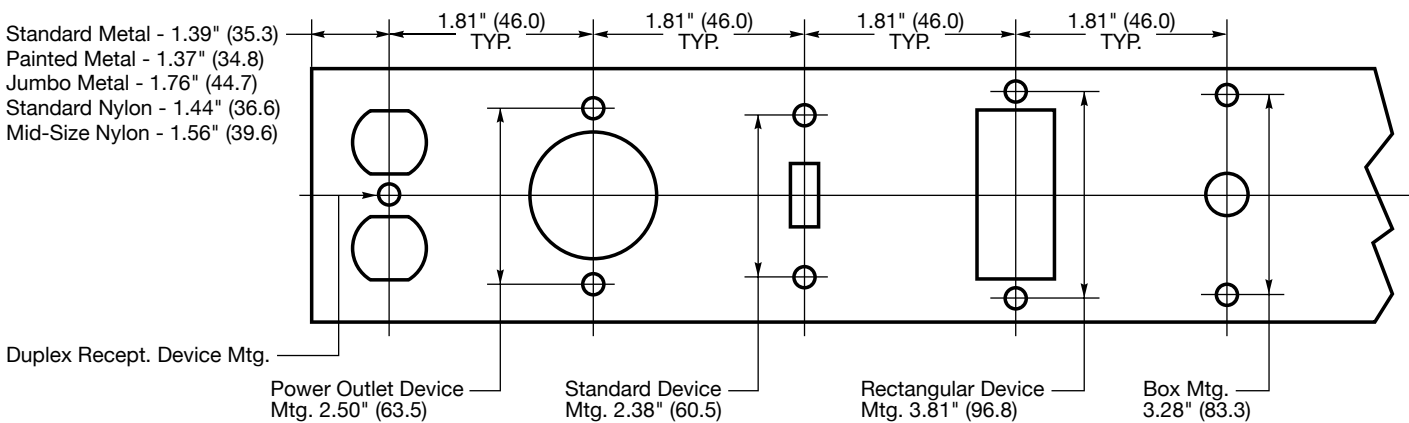


Type	Height	Width
1-Gang	4.68" (118.9)	2.94" (74.7)
2-Gang	4.68" (118.9)	4.75" (120.7)
3-Gang	4.68" (118.9)	6.56" (166.6)
4-Gang	4.68" (118.9)	8.37" (212.6)
5-Gang	4.68" (118.9)	10.18" (258.6)
6-Gang	4.68" (118.9)	11.99" (304.5)



Wallplate Openings and Mounting Dimensions Inches (mm)

#6-32 Oval Head Screws Typical



Note: Specifications are subject to change without notice.

Wallplates and Covers

Custom Metal Wallplates



How To Select A Custom Metal Wallplate

Step 1:

Determine wallplate material and enter in box marked "Catalog Number"

Smooth Metal Material	Code
Aluminum	AL
Brass plated steel	BP
Solid brass	BR
Chrome plated steel	CH
Stainless steel 302/304	SS

Determine number of gangs required and enter in box marked "Catalog Number" next to material.

Number of Gangs	Code
1-Gang	1
2-Gang	2
3-Gang	3
4-Gang	4
5-Gang	5
6-Gang	6
7-Gang	7
8-Gang	8

Enter Catalog Number.

◆ **BWC*** **SS** **4**

Step 2:

Enter quantity.

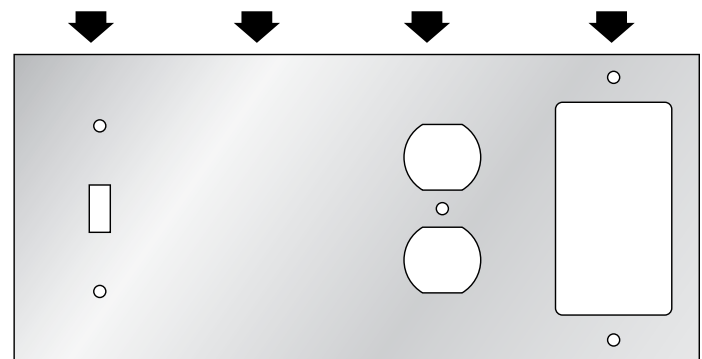
Step 3: Select the custom metal wallplate configuration.

Refer to the custom wallplate configuration chart to select a configuration for each gang in the wallplate. Each configuration has a specific 3-digit code located in the chart on page P-28. Enter this 3-digit configuration code in the corresponding box on the order form grid to match the position required on the finished custom wallplate.

Item No.	Catalog Number	Quantity	Code	Position 1	Position 2	Position 3	Position 4
1	BWCSS4		B*	001	149	008	026
2							

Note: *BWC are preprinted on the distributor order form.
◆ Number to use for pricing.

The 3-digit numbers listed in the Sample Order Form above (001, 149, etc.) represent the configuration for the custom metal wallplate selected on the right. See Configuration Chart and Bryant Configuration Selector Guide on page P-28 for additional configuration choices.

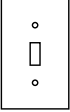
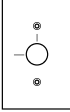

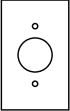
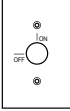

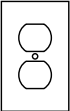
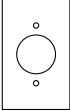
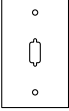
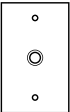
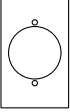
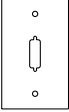
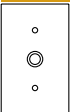
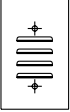
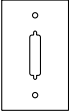




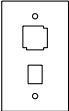
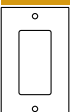
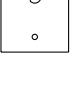



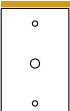


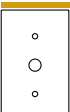


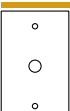


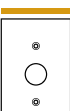








Wallplates and Covers

Custom Metal Wallplates



Configuration Chart Inches (mm)

	001 Toggle switch		079 Barrel key switch with hash marks		456 2- Telephone 0.38 in. (9.7) dia. hole, box mount
	007 Single receptacle, 1.40 in. (35.6) I.D. opening		080 Barrel key switch with ON/OFF and hash marks		458 2- Telephone 0.50 in. (12.7) dia. hole, box mount
	008 Duplex receptacle		091 Single receptacle, 1.60 in. (40.6) I.D. opening		411 2- Telephone 0.64 in. (16.3) dia. hole, box mount
	011 1- Telephone 0.64 in. (16.3) I.D. hole, box mount, 0.50 in. (12.7) I.D., nylon bushing		098 Single receptacle, 2.16 in. (54.7) I.D. opening		435 9-Pin, vertical box mount
	012 1- Telephone 0.64 in. (16.3) I.D. hole, strap mount, 0.50 in. (12.7) I.D., nylon bushing		135 Louver, vertical mount		438 15-Pin, vertical box mount
	013 Blank, box mount		149 Blank, no mounting holes		295 25-Pin, vertical box mount
	014 Blank, strap mount	Coax/Twinax and Modular Jack Openings			314 1- IBM® type opening, box mount
	026 Decorator opening		422 1- "D" hole, 0.51 in. (12.9) dia., 0.44 in. (11.2) flat, box mount		415 1- IBM® type opening, 1- 0.59 in. x 0.76 in. (15.0 x 19.3) opening
	055 1-Telephone, 0.38 in. (9.7) I.D. hole, strap mount		425 1- "D" hole, 0.51 in. (12.9) dia., 0.47 in. (12.0) flat, box mount	Voice/Data Opening	
	056 1- Telephone, 0.38 in. (9.7) I.D. hole, box mount		428 1- "D" hole, 0.58 in. (14.7) dia., 0.55 in. (14.0) flat, box mount		470 1- 0.54 in. x 0.75 in. (13.8 x 19.1) opening, vertical box mount
	057 1- Telephone, 0.50 in. (12.7) I.D. hole, strap mount		430 1- "D" hole, 0.76 in. (19.3) dia., 0.73 in. (18.5) flat, box mount		473 1- 0.59 in. x 0.76 in. (15.0 x 19.3) opening, vertical box mount
	058 1- Telephone, 0.50 in. (12.7) I.D. hole, box mount		431 2- "D" hole, 0.51 in. (12.9) dia., 0.47 in. (12.0) flat, box mount		476 1- 0.59 in. x 0.82 in. (15.0 x 20.8) opening, vertical box mount
	078 Barrel key switch		432 2- "D" hole, 0.58 in. (14.7) dia., 0.55 in. (14.0) flat, box mount		479 2- 0.58 in. x 0.78 in. (14.6 x 19.8) opening, vertical box mount
			433 2- "D" hole, 0.76 in. (19.3) dia., 0.73 in. (18.5) flat, box mount		471 2- 0.54 in. x 0.75 in. (13.8 x 19.1) opening, vertical box mount
			434 2- "D" hole, 0.51 in. (12.9) dia., 0.44 in. (11.2) flat, box mount		473 2- 0.59 in. x 0.76 in. (15.0 x 19.3) opening, vertical box mount
			435 2- "D" hole, 0.58 in. (14.7) dia., 0.55 in. (14.0) flat, box mount		476 2- 0.59 in. x 0.82 in. (15.0 x 20.8) opening, vertical box mount
			436 2- "D" hole, 0.76 in. (19.3) dia., 0.73 in. (18.5) flat, box mount		479 2- 0.58 in. x 0.78 in. (14.6 x 19.8) opening, vertical box mount

Note: For detailed dimensions of the above configurations, contact Technical Service at btechserv@hubbell.com. Available in brushed metal, standard size only up to and including 8-gang type. IBM® is a registered trademark of International Business Machines Corporation.