

SECTION A



Table of Contents



HBL® Extra Heavy Duty Hospital Grade



Extra Heavy Duty SNAPConnect® Receptacles



Permanently Marked Receptacles



Product	Page
Products at a Glance	A-2
HBL® Extra Heavy Duty Devices	
Hospital Grade Receptacles	A-8
Specification Grade Receptacles	A-9
Extra Heavy Duty SNAPConnect® Devices	
Hospital Grade Receptacles	A-12
Specification Grade Receptacles	A-14
GFCI, USB and Surge Receptacles	A-16
Permanently Marked Receptacles	A-18
Hubbell-PRO Heavy Duty Devices	
Hospital Grade Receptacles	A-20
Specification Grade Receptacles	A-21
Commercial Specification Grade Devices	
Duplex Receptacles	A-22
Style Line® Decorator Receptacles	A-24
Permanently Marked Receptacles	A-19
USB Charger Receptacles	
Features and Benefits	A-7
Hospital and Specification Grade Receptacles	A-25
4 Port and 2 Ports Outlets	A-25
4-PLEX® Receptacles and Accessories	A-26

Product	Page
Products at a Glance	A-27
15 & 20A Plugs and Connectors	
Hospital Grade 125V & 250V Devices	A-30
Standard 125V Devices	A-31
Standard 250V Devices	A-34
16A, 250V AC International	A-37
Hazardous Location Receptacles, Plugs and Boxes	A-38
Heavy Duty Insulgrip® Devices	
30A Receptacles and Plugs	A-39
50A Receptacles and Plugs	A-41
60A Receptacles and Plugs	A-43
Miscellaneous and Combination Receptacles	A-44
Accessories	A-45
Technical Information	A-49



Products at a Glance



HBL® Extra Heavy Duty Hospital Grade

- Hospital Grade with green dot symbol
- One-piece nickel-plated integral ground strap
- ID marking surface for quick circuit identification
- Square head, 10-thread bronze center rivet
- Deep nylon body design increases impact and chemical resistance



HBL® Extra Heavy Duty

- Ground retention clips for longer, more consistent contact pressure
- Exclusive bypass contact design for greater contact force and reduced heat buildup
- Barbed assembly arms reduce possibility of face/base separation



Extra Heavy Duty SNAPConnect®

- Hospital and Specification Grade
- Tamper-Resistant, NOT Plug Resistant™
- Power indicating LED
- Steel mounting strap, self-grounding
- Compact size requires minimal space



Hubbell-PRO Heavy Duty

- Specification Grade and Hospital Grade
- Tamper-Resistant, NOT Plug Resistant™
- Power LED feature
- Circuit ID marking area
- Steel mounting strap, self-grounding
- Assembled in USA



USB Charger Receptacles

- Two Type-C, Type A&C and Type A port configurations, high power 5 Amp, 5 Volt USB output
- Heavy duty stainless steel USB ports; rated for 10,000 cord insertions and removals
- Patented Hubbell Tamper-Resistant technology uses cam action shutters. The friction-free design of the mechanism's doors requires much less force
- 4 Port and 2 Port outlet available



Commercial Specification Grade

- Installation ease
 - Single tab breakoff ears
 - Self-grounding staple
 - Easy access split circuit tab
- Tamper-Resistant, NOT Plug Resistant™
- Wrap-around galvanized steel straps



4-PLEX® Receptacles

- Standard and Hospital Grade
- Mounts directly to 4-inch square box
- "A" and "B" circuit ID molded into face
- Removable knockouts for mounting to octagon concrete ring or box
- Heavy duty, triple wipe, brass power and ground contacts



Features and Benefits

Hubbell "Hospital Grade" Devices

UL requirements for Hospital Grade devices is more stringent than those for standard devices. Hubbell receptacles are designed to meet and exceed the standards.

- Exclusive nickel-plated bypass contact design increases contact pressure, lowering the operating temperature
- Four point grounding system provides redundant grounding for low resistance ground continuity in high abuse areas
- High tech reinforced thermoplastic polyester (RTP) back is tough and heat resistant

Because of these features and others, the benefit is performance, reliability and value for any health care facility.



HBL8200GY



Housing Design

- Reinforced thermoplastic base provides superior thermal, electrical and mechanical properties
- Providing contact stability, this high performance material will reduce heat buildup giving you long lasting performance
- Deep body design increases impact and chemical resistance




Terminals

- External wiring clamps allow for visual inspection of the terminals
- Unique strand containment feature on the terminal "bundles" the wire, ensuring 100% clamping of wire strands and reducing heat from the termination



One-Piece Mounting Strap

- Back wired ground terminal allows faster, easier installation
- One-piece nickel-plated brass integral ground strap for greater corrosion resistance
- Patented ground contact provides redundant grounding



Contacts

- Exclusive bypass contacts are made of nickel-plated brass alloy, increasing blade retention, insuring reliable uninterrupted flow of power
- Barbed assembly arms reduce possibility of face/base separation



Identification

- I.D. marking surface provides quick, sure circuit identification
- All Hospital Grade devices are marked with the green dot symbol, required by UL



Center Rivet

- Square head, 10-thread bronze center rivet won't rotate, reduces stripping and resists corrosion



Features and Benefits

HBL® Extra Heavy Duty Industrial Series

Hubbell's commitment to quality continually reinforces a philosophy of unrivaled performance. No Hubbell device exemplifies this philosophy more than the HBL5262. While all Hubbell receptacles are designed and manufactured to withstand even the harshest environments, none match the total performance of the HBL5262.

Whether in a factory, office building, school, hotel or shopping center, the Hubbell HBL5262 is the receptacle of choice when people are depending on the safety and reliability of a receptacle.

- Ground retention clips for longer, more consistent contact pressure
- Back wired ground terminal reduces installation time and increases convenience

The safest, most reliable design for a low resistance flow of fault currents. Oversized "bell" shaped ground contacts, along with nickel plated steel retaining shields, help minimize damage to the grounding system during abrupt pullout.



HBL5262




Housing Design

- RTP base offers greater heat resistance, plus contact stability
- Providing contact stability, this high tech material will reduce heat buildup, giving you long lasting performance
- Deep nylon body design delivers increased impact resistance



Terminals

- External bundling terminals contain wire strands and are designed for quick inspection
- Unique strand containment feature on the terminal "bundles" the wire, ensuring 100% clamping of wire strands and reducing heat from the termination



One-Piece Mounting Strap

- Back wired ground terminal allows faster, easier installation
- One-piece all brass integral ground strap for low resistance of fault currents
- Patented ground contact provides redundant grounding



Contacts

- Patented "bypass" contacts are made of nickel-plated brass alloy, increasing blade retention, insuring reliable uninterrupted flow of power
- Barbed brass locking arms keep the face locked in place to diminish potential for face/base separation



Identification

- I.D. marking surface provides quick, sure circuit identification



Center Rivet


- Square head, 10-thread brass center rivet won't rotate, reduces stripping and resists corrosion



Features and Benefits

Extra Heavy Duty SNAPConnect® Receptacles

- Available in standard, tamper-resistant and LED power indicating versions
- Abuse resistant nylon for extra heavy use applications
- Stainless steel autoground
- Assembled in USA
- SNAPConnect® eliminates exposed live terminals on the device
- Split circuit available



SNAP1RA

SNAP5362IA

Labor Savings Feature!



Housing Design

- Reinforced thermoplastic base provides superior thermal, electrical and mechanical properties
- Compact size, requires minimal box space
- Clean finished look



Save one Minute!

- Rough-in the SNAPConnect® terminal instead of pigtails



Installation Ease

- Self-grounding clip
- Modular receptacle which requires pigtailed connector below



Save Over Three Minutes!

- Remove protective packaging and SNAPConnect® device to the circuit



Identification

- Clear terminal housing for easy inspection of power contacts
- No exposed metal
- Audible SNAP, indicates solid connection
- Secure, easy grip latch



Complete Trim-Out in Less Than One Minute!

- Secure mounting screws, attach wallplate, job complete



Features and Benefits

Commercial Specification Grade Receptacles

The Hubbell Tamper-Resistant Mechanism eliminates the frustration and difficulty experienced using TR receptacles with plugs that have sharp, or bent blades. Hubbell TR receptacles work so well there is virtually no perceptible difference in the feel between the TR receptacles and our conventional non-TR receptacles. Trust Hubbell to deliver TamperResistant protection that feels like it's not even there.

- Patented TR design eliminates plug-in difficulty and TR complaints
- Perfect for residential TR applications involving tenants with limited dexterity or hand strength
- Encourage electrical safety and NEC compliance
- For use in NEC® locations requiring TamperResistant receptacles
- Best-in-class TR mechanism



BR15I



DR20GRYTR



Housing Design

- Durable nylon face and base construction
- Modern architectural appearance, Style Line® decorator face



Tamper-Resistant... NOT Plug Resistant®

- Patented Cam Action Mechanism
- Hubbell's product development team engineered a better way
- Difficulties due to problematic plugs are minimized



One-Piece Mounting Strap

- Sturdy construction, wrap-around galvanized steel straps
- Installation ease
- Single tab breakoff ears
- Self-grounding staple



Contacts

- Easy access split circuit tab
- Fork terminal capable
- Oversized terminal screws



Permanently Marked Receptacles for Automatic Outlet Control Systems

- These receptacles are embossed with the universally recognized power symbol and the word "CONTROLLED" remains clearly visible after installation
- Available in SNAPConnect® and conventionally wired versions



Nightlight Receptacle

- Two nightlight LEDs for 0.5 Lumens total
- Tamper-resistant shutters complies with NEC article 406.12
- Back and side wired



Features and Benefits

USB Charger Receptacles and Outlets

More Ways to Charge Faster with Hubbell's New USB Charger, now available in Type-C, Combination Type A&C or the legacy Type A, all with a USB high power output of 5 Amp 5 Volt. Hubbell's USB Charger Duplex Receptacle provides both USB and electrical power in a standard single gang opening. Designed to provide maximum charging for portable electronics, the USB ports are capable of charging two tablets simultaneously.

The 4 Port and 2 Port Charger Outlet feature a USB port door, which when open enables power. When closed, all power is switched off. This eliminates all current flow for a "zero" no-load draw. Buildings looking to provide 100% green efficiency in power delivery will maximize LEED and energy efficient design.

Common Features

- Green LED indicator to show USB power available
- USB stainless steel ports rated for minimum 10,000 insertions and removals
- Complies with battery charging specification BC1.2
- cULus listed to UL498 and UL1310
- Compatible with USB 1.1/2.0/3.0 devices, including Apple® products

Apple® is a registered trademark of Apple Inc.



USB15AC5W



USB4W



New USB Charger Receptacle

- High power 5 Amp, 5V DC USB output
- Available in Type-C, Combination Type A&C or Type A
- Provides both USB and electrical power in a standard single gang opening



Installation Ease

- Self-grounding staple
- Back and side wired
- SNAPConnect® devices reduce labor time during installation and when being serviced in the future



USB Charger Receptacle

- Available in Standard, Hospital Grade and SNAPConnect®
- cULus listed to UL498 and UL1310



4 Port and 2 Port Features

- 4 Port (5 Amp) and 2 Port (3 Amp), 5V DC, type A, class 2.0
- Switch activated port door; when open enables power. When closed, all power is switched off, for a "zero" no-load draw
- Shallow depth design for 2 port
- 4 port USB - cETLus listed to UL1310
- 2 port USB - cULus listed to UL1310



Identification

- Patented Hubbell Tamper-Resistant technology uses cam action shutters. The friction-free design of the mechanism's doors requires much less force to open
- Green LED indicator to show USB power available




Switch Combo Outlets

- Two USB ports 2.1 Amp, 5Volt DC, type A, class 2.0
- Isolated 15 Amp, 120V AC single pole/3-way switch
- cULus listed to UL20 and UL1310


Straight Blade Devices




15 and 20 Ampere, 125 Volts



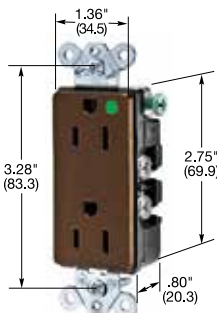
HBL8200GY




HBL8300SGA



HBL8200ILW



HBL2172



HBL8210GY

Dimensions in Inches (mm)

IP20
SUITABILITY



15A 125V
NEMA 5-15R
UL CSA
0.5 HP



20A 125V
NEMA 5-20R
UL CSA
1 HP

HBL® Extra Heavy Duty Hospital Grade Receptacles

Duplex

Flush, thermoplastic polyester face, back and side wired.

Color	Catalog Number	
Black	HBL8200BK	-
Blue	-	HBL8300BL
Brown	HBL8200	HBL8300
Gray	HBL8200GY	HBL8300GY
Ivory	HBL8200I	HBL8300I
Light Almond	HBL8200LA	HBL8300LA
Red	HBL8200RED	HBL8300RED
White	HBL8200W	HBL8300W

Flush, LED illuminated face, back and side wired.

Gray	HBL8200ILGY	HBL8300ILGY
Ivory	HBL8200ILI	HBL8300ILI
Red	HBL8200ILR	HBL8300ILR
White	HBL8200ILW	HBL8300ILW



Tamper-Resistant receptacle with wire leads. Complies with requirements of NEC® article 517-18(c).

Brown	HBL8200SGA	HBL8300SGA
Gray	HBL8200SGGYA	HBL8300SGGYA
Ivory	HBL8200SGIA	HBL8300SGIA
Light Almond	HBL8200SGLA	HBL8300SGLA
Red	HBL8200SGRA	HBL8300SGRA
White	HBL8200SGWA	HBL8300SGWA

Isolated ground^A.

Orange	IG8200	IG8300
Red	IG8200R	IG8300R

MRI Receptacle, Duplex

MRI receptacle, flush, thermoplastic polyester face, back and side wired. 100% non-ferrous.

Ivory	HBL8200IMRI	HBL8300IMRI
Light Almond	HBL8200LAMRI	HBL8300LAMRI
Red	HBL8200RMRI	HBL8300RMRI
White	HBL8200WMRI	HBL8300WMRI

Slender/Compact, Duplex

Flush, thermoplastic polyester face, back, and side wired, Fed. Spec. verified.

Brown	HBL8200H	HBL8300H
Gray	HBL8200HG	HBL8300HG
Green	-	HBL8300HGN
Ivory	HBL8200HI	HBL8300HI
Light Almond	HBL8200HLA	HBL8300HLA
Red	HBL8200HRED	HBL8300HRED
White	HBL8200HW	HBL8300HW

Style Line® Decorator*

Flush, nylon face, back and side wired.

Brown	HBL2172	HBL2182
Gray	HBL2172GY	HBL2182GY
Ivory	HBL2172I	HBL2182I
Office White	-	HBL2182OW
Red	HBL2172R	HBL2182R
White	HBL2172WA	HBL2182WA

Isolated ground^A.

Ivory	-	IG2182I
Orange	-	IG2182
White	-	IG2182WA

Single

Flush, nylon face, back and side wired, Fed. Spec. verified.

Almond	-	HBL8310AL
Brown	HBL8210	HBL8310
Gray	HBL8210GY	HBL8310GY
Ivory	HBL8210I	HBL8310I
Red	HBL8210R	HBL8310R
White	HBL8210W	HBL8310W

Panel mount on 1.94 in. (49.2) centers.

Brown	HBL8284	-
Ivory	HBL8284I	HBL8384I

Isolated ground^A.

Orange	IG8210	IG8310
--------	---------------	---------------

Note: ^ASee section M for additional information on isolated ground devices.

*Not Fed. Spec. Listed.

See page A-46 and A-47 for accessories.

See page Tech-10 for Tamper-Resistant description.

See section L for additional information on Hospital Grade products.

See section N for wallplates.

NEC® is a registered trademark of the National Fire Protection Association (NFPA).

Straight Blade Devices



15 and 20 Ampere, 125 and 250 Volts

HBL® Extra Heavy Duty Hospital Grade Receptacles




15A 250V
NEMA 6-15R
UL CSA
1.5 HP



20A 250V
NEMA 6-20R
UL CSA
2 HP

Duplex	Color	Catalog Number	
Flush, thermoplastic polyester face, back and side wired.	Brown	HBL8600	HBL8400
	Ivory	HBL8600I	HBL8400I

Note: See page A-46 for accessories.
See section N for wallplates.



HBL8600I

HBL® Extra Heavy Duty, Specification Grade, Receptacles

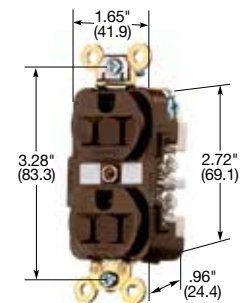


15A 125V
NEMA 5-15R
UL CSA
0.5 HP

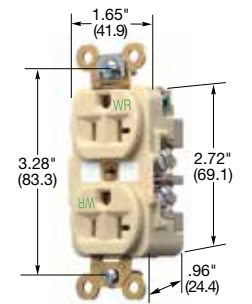


20A 125V
NEMA 5-20R
UL CSA
1 HP

Duplex	Color	Catalog Number		
Flush, nylon face, back and side wired.	Black	HBL5262BK	HBL5362BK	
	Blue	-	HBL5362BL	
	Brown	HBL5262	HBL5362	
	Gray	HBL5262GY	HBL5362GY	
	Ivory	HBL5262I	HBL5362I	
	Red	HBL5262R	HBL5362R	
	White	HBL5262W	HBL5362W	
	Isolated ground ^A .	Gray	IG5262GY	IG5362GY
		Ivory	IG5262I	IG5362I
		Orange	IG5262	IG5362
Red		IG5262R	IG5362R	
White		-	IG5362W	
Non-isolated ground, bulk pack of 100.	Orange	-	HBL5362M4	
Weather Resistant, flush, nylon face, back and side wired.	Black	HBL5262BKWR	HBL5362BKWR	
	Brown	HBL5262WR	HBL5362WR	
	Gray	HBL5262GYWR	HBL5362GYWR	
	Ivory	HBL5262IWR	HBL5362IWR	
	Red	HBL5262RWR	HBL5362RWR	
	White	HBL5262WWR	HBL5362WWR	
Corrosion resistant.	Ivory	HBL52CM62I	-	
	Yellow	HBL52CM62	HBL53CM62	
Weather Resistant, Isolated ground ^A .	Gray	IG5262GYWR	IG5362GYWR	
	Ivory	IG5262IWR	IG5362IWR	
	Orange	IG5262WR	IG5362WR	
	Red	IG5262RWR	IG5362RWR	
	White	-	IG5362WWR	
On 4 in. (101.6) round cover.	Brown	HBL5282	-	



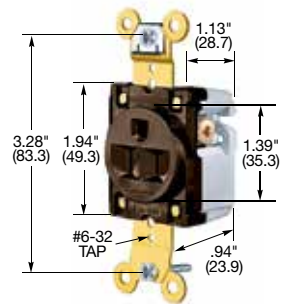
HBL5262



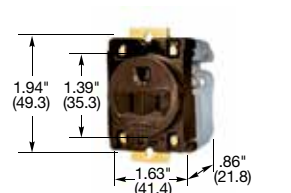
HBL5362IWR

Single

Flush, nylon face, back and side wired.	Black	HBL5261BK	HBL5361BK
	Brown	HBL5261	HBL5361
	Gray	-	HBL5361GRY
	Ivory	HBL5261I	HBL5361I
	White	-	HBL5361W
Isolated ground ^A .	Orange	IG5261	IG5361
Weather Resistant, Isolated ground ^A .	Orange	IG5261WR	IG5361WR
Ring terminal connection.	Brown	HBL5261RT	HBL5361RT
	White	HBL5261WRT	-
	Yellow	HBL5261YRT	-
Weather Resistant, flush, nylon face, back and side wired.	Brown	HBL5261WR	HBL5361WR
	Gray	-	HBL5361GRYWR
Corrosion resistant.	Ivory	HBL5261IWR	HBL5361IWR
	Yellow	HBL52CM61	HBL53CM61
Panel mount on 1.94 in. (49.3) centers.	Brown	HBL5284	HBL5357



HBL5261



HBL5284

Note: ^ASee section M for additional information on isolated ground devices.
See pages A-46 and A-47 for accessories.
See page Tech-10 for Weather Resistant descriptions.
See section N for wallplates.

Dimensions in Inches (mm)


15 and 20 Ampere, 125 Volts



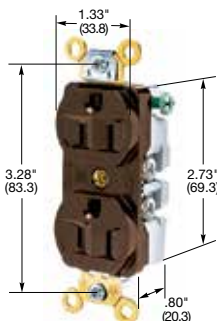
15A 125V
NEMA 5-15R
UL CSA
0.5 HP



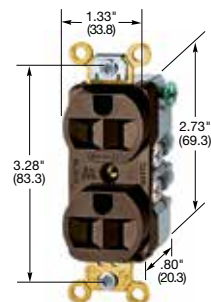
20A 125V
NEMA 5-20R
UL CSA
1 HP



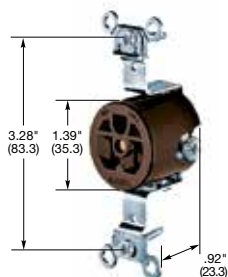
HBL53621TR



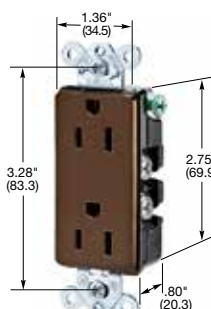
HBL5252



HBL5242



HBL5251



HBL2152

Dimensions in Inches (mm)

HBL® Extra Heavy Duty Tamper-Resistant Receptacles

Duplex

Description	Color	Catalog Number	
Flush, nylon face, back and side wired.	Black	HBL5262BKTR	HBL5362BKTR
	Blue	HBL5262BLTR	HBL5362BLTR
	Brown	HBL5262TR	HBL5362TR
	Gray	HBL5262GYTR	HBL5362GYTR
	Ivory	HBL5262ITR	HBL5362ITR
	Light Almond	HBL5262LATR	HBL5362LATR
	Red	HBL5262RTR	HBL5362RTR
	White	HBL5262WTR	HBL5362WTR

HBL® Extra Heavy Duty Compact Receptacles

Duplex

Description	Color	Catalog Number	
Flush, nylon face, back and side wired.	Black	HBL5252BK	HBL5352BK
	Blue	-	HBL5352BL
	Brown	HBL5252	HBL5352
	Gray	HBL5252GY	HBL5352GY
	Ivory	HBL5252I	HBL5352I
	Red	HBL5252R	HBL5352R
	White	HBL5252W	HBL5352W
On a 4 in. (101.6) round cover.	Brown	HBL5253	-
Flush, nylon face, side wired only.	Brown	HBL5242	HBL5342
	Gray	HBL5242GY	HBL5342GY
	Ivory	HBL5242I	HBL5342I
	White	HBL5242W	HBL5342W
Ring terminal connection.	Brown	HBL5242RT	HBL5342RT

Single

Description	Color	Catalog Number	
Flush, side wired only.	Brown	HBL5251	-
	Ivory	HBL5251I	-
Panel mount 1.75 in. (44.5) centers.	Brown	HBL5258	HBL5358
	Ivory	HBL5258I	-

Style Line® Decorator*

Description	Color	Catalog Number	
Flush, nylon face, back and side wired.	Almond	HBL2152AL	HBL2162AL
	Black	HBL2152BK	HBL2162BK
	Brown	HBL2152	HBL2162
	Gray	HBL2152GY	HBL2162GY
	Ivory	HBL2152I	HBL2162I
	Office White	HBL2152OW	HBL2162OW
	White	HBL2152WA	HBL2162WA
Isolated ground ^A .	Gray	-	IG2162GY
	Orange	IG2152	IG2162

Note: ^ASee section M for additional information on isolated ground devices.

*Style Line Duplex devices are not Fed. Spec. Listed.

See page A-46 for accessories.

See section N for wallplates.

Straight Blade Devices



15 and 20 Ampere, 250 Volts



15A 250V
NEMA 6-15R
UL CSA
1.5 HP



20A 250V
NEMA 6-20R
UL CSA
2 HP

HBL® Extra Heavy Duty, Specification Grade Receptacles

Duplex

Description	Color	Catalog Number	
Flush, nylon face, back and side wired, multiple drive screws.	Black	-	HBL5462BK
	Brown	HBL5662	HBL5462
	Gray	-	HBL5462GY
	Ivory	HBL5662I	HBL5462I
	Red	-	HBL5462R
Isolated ground ^A .	Orange	IG5662	IG5462

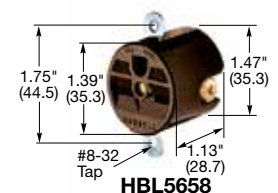
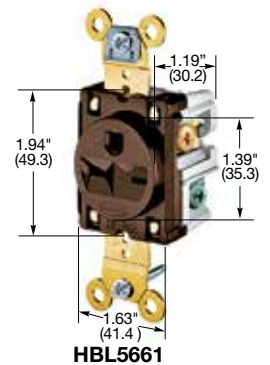


Single

Description	Color	Catalog Number	
Flush, nylon face, back and side wired.	Brown	HBL5661	HBL5461
	Gray	-	HBL5461GY
	Ivory	HBL5661I	HBL5461I
	Red	-	HBL5461R
	White	-	HBL5461W
Isolated ground ^A .	Orange	IG5661	IG5461
Panel mount 1.94 in. (49.3) centers.	Brown	HBL5684	-
Ring terminal connection.	Brown	HBL5661RT	-

Duplex and Single Panel Mount

Description	Color	Catalog Number	
Flush, nylon duplex face, side wired only.	Brown	HBL5652	-
	Ivory	HBL5652I	-
Panel mount 1.75 in. (44.5) centers.	Brown	HBL5658	-

Note: ^ASee section M for additional information on isolated ground devices.
HP ratings are AC only.
See page A-46 for accessories.

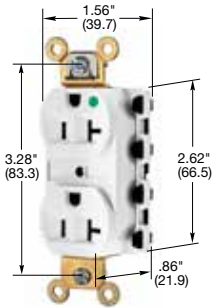


Dimensions in Inches (mm)


Straight Blade Devices



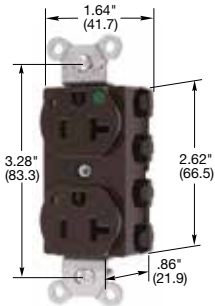
15 and 20 Ampere, 125 Volts



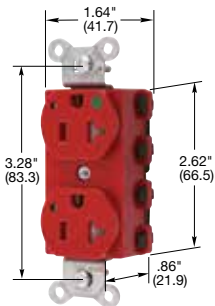
SNAP8300WA




SNAP8300LATRA



SNAP8300L



SNAP8300RLTRA



SNAP8310GY

Dimensions in Inches (mm)

IP20
SUITABILITY



15A 125V
NEMA 5-15R
UL CSA
0.5 HP



20A 125V
NEMA 5-20R
UL CSA
1 HP

Extra Heavy Duty Hospital Grade ● SNAPConnect®

Duplex

Description	Color	Catalog Number	Catalog Number	
Hospital grade, finder groove, nylon face, modular receptacle which requires pigtailed connector on page A-15.	Black	SNAP8200BKA	SNAP8300BKA	
	Brown	SNAP8200A	SNAP8300A	
	Gray	SNAP8200GYA	SNAP8300GYA	
	Ivory	SNAP8200IA	SNAP8300IA	
	Light Almond	SNAP8200LAA	SNAP8300LAA	
	Red	SNAP8200RA	SNAP8300RA	
Hospital grade, smooth nylon face, modular receptacle which requires pigtailed connector on page A-15. Assembled in USA.	Black	SNAP8200BKNA	SNAP8300BKNA	
	Brown	SNAP8200NA	SNAP8300NA	
	Gray	SNAP8200GYNA	SNAP8300GYNA	
	Ivory	SNAP8200INA	SNAP8300INA	
	Light Almond	SNAP8200LANA	SNAP8300LANA	
	Red	SNAP8200RNA	SNAP8300RNA	
Hospital grade, Tamper-Resistant, smooth nylon face, modular receptacle which requires pigtailed connector on page A-15. Assembled in USA.	Black	SNAP8200BKTRA	SNAP8300BKTRA	
	Brown	SNAP8200TRA	SNAP8300TRA	
	Gray	SNAP8200GYTRA	SNAP8300GYTRA	
	Ivory	SNAP8200ITRA	SNAP8300ITRA	
	Light Almond	SNAP8200LATRA	SNAP8300LATRA	
	Red	SNAP8200RTRA	SNAP8300RTRA	
Hospital grade, Tamper-Resistant, Split Circuit, smooth nylon face, modular receptacle which requires pigtailed connector on page A-15. Assembled in USA.	Black	SNAP8200BKSCTRA	SNAP8300BKSCTRA	
	Brown	SNAP8200SCTRA	SNAP8300SCTRA	
	Gray	SNAP8200GYSCTRA	SNAP8300GYSCTRA	
	Ivory	SNAP8200ISCTRA	SNAP8300ISCTRA	
	Light Almond	SNAP8200LASCTRA	SNAP8300LASCTRA	
	Red	SNAP8200RSCTRA	SNAP8300RSCTRA	
Isolated ground ⁴ , Hospital grade, Tamper-Resistant.	Orange	SNAP8200IGTRA	SNAP8300IGTRA	
	Red	SNAP8200RIGTRA	SNAP8300RIGTRA	
	Hospital grade, with Power Indicating LED, smooth nylon face, modular receptacle which requires pigtailed connector on page A-15. Assembled in USA.	Black	SNAP8200BKL	SNAP8300BKL
		Brown	SNAP8200L	SNAP8300L
		Gray	SNAP8200GYL	SNAP8300GYL
		Ivory	SNAP8200IL	SNAP8300IL
Light Almond		SNAP8200LAL	SNAP8300LAL	
Red		SNAP8200RL	SNAP8300RL	
Isolated ground ⁴ , Hospital grade, with Power Indicating LED.	Orange	SNAP8200IGL	SNAP8300IGL	
	Red	SNAP8200RIGL	SNAP8300RIGL	
	Hospital grade, Tamper-Resistant, with Power Indicating LED, smooth nylon face, modular receptacle which requires pigtailed connector on page A-15. Assembled in USA.	Black	SNAP8200BKLTRA	SNAP8300BKLTRA
		Brown	SNAP8200LTRA	SNAP8300LTRA
		Gray	SNAP8200GYLTRA	SNAP8300GYLTRA
		Ivory	SNAP8200ILTRA	SNAP8300ILTRA
Light Almond		SNAP8200LALTRA	SNAP8300LALTRA	
Red		SNAP8200RLTRA	SNAP8300RLTRA	
Isolated ground ⁴ , Hospital grade, TR with Power Indicating LED.	Orange	SNAP8200IGLTRA	SNAP8300IGLTRA	
	Red	SNAP8200RIGLTRA	SNAP8300RIGLTRA	

SNAPConnect® Extra Heavy Duty Hospital Grade Duplex Receptacles

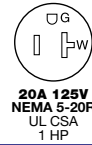
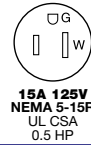
Color	Hospital Grade ●		Hospital Grade ● Tamper-Resistant	
	15A 125V	20A 125V	15A 125V	20A 125V
Almond	SNAP8210AL	SNAP8310AL	SNAP8210ALTR	SNAP8310ALTR
Black	SNAP8210BK	SNAP8310BK	SNAP8210BKTR	SNAP8310BKTR
Blue	SNAP8210BL	SNAP8310BL	SNAP8210BLTR	SNAP8310BLTR
Brown	SNAP8210	SNAP8310	SNAP8210TR	SNAP8310TR
Gray	SNAP8210GY	SNAP8310GY	SNAP8210GYTR	SNAP8310GYTR
Ivory	SNAP8210I	SNAP8310I	SNAP8210ITR	SNAP8310ITR
Light Almond	SNAP8210LA	SNAP8310LA	SNAP8210LATR	SNAP8310LATR
Red	SNAP8210R	SNAP8310R	SNAP8210RTR	SNAP8310RTR
White	SNAP8210W	SNAP8310W	SNAP8210WTR	SNAP8310WTR

Straight Blade Devices



15 and 20 Ampere, 125 Volts

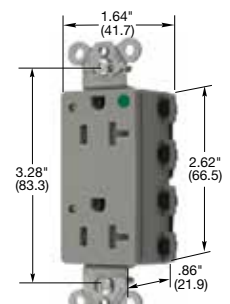
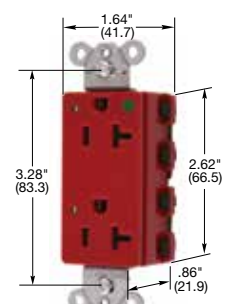

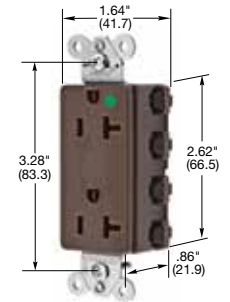
IP20
SUITABILITY



**Extra Heavy Duty
Hospital Grade ●+ SNAPConnect®**

Style Line® Decorator

Description	Color	Catalog Number	
Hospital grade, Style Line® decorator, flush, nylon face, modular receptacle which requires pigtailed connector on page A-15.	Black	SNAP2172BKA	SNAP2182BKA
	Brown	SNAP2172A	SNAP2182A
	Gray	SNAP2172GYA	SNAP2182GYA
	Ivory	SNAP2172IA	SNAP2182IA
	Light Almond	SNAP2172LAA	SNAP2182LAA
	Red	SNAP2172RA	SNAP2182RA
	White	SNAP2172WA	SNAP2182WA
Hospital grade, Style Line® decorator, flush, nylon face, modular receptacle which requires pigtailed connector on page A-15. Assembled in USA.	Black	SNAP2172BKNA	SNAP2182BKNA
	Brown	SNAP2172NA	SNAP2182NA
	Gray	SNAP2172GYNA	SNAP2182GYNA
	Ivory	SNAP2172INA	SNAP2182INA
	Light Almond	SNAP2172LANA	SNAP2182LANA
	Red	SNAP2172RNA	SNAP2182RNA
	White	SNAP2172WNA	SNAP2182WNA
Hospital grade, Tamper-Resistant, Style Line® decorator, flush, nylon face, modular receptacle which requires pigtailed connector on page A-15. Assembled in USA.	Black	SNAP2172BKTRA	SNAP2182BKTRA
	Brown	SNAP2172TRA	SNAP2182TRA
	Gray	SNAP2172GYTRA	SNAP2182GYTRA
	Ivory	SNAP2172ITRA	SNAP2182ITRA
	Light Almond	SNAP2172LATRA	SNAP2182LATRA
	Red	SNAP2172RTRA	SNAP2182RTRA
	White	SNAP2172WTRA	SNAP2182WTRA
Hospital grade, Tamper-Resistant, Split Circuit, Style Line® decorator, flush, nylon face, modular receptacle which requires pigtailed connector on page A-15. Assembled in USA.	Black	SNAP2172BKSCTRA	SNAP2182BKSCTRA
	Brown	SNAP2172SCTRA	SNAP2182SCTRA
	Gray	SNAP2172GYSCTRA	SNAP2182GYSCTRA
	Ivory	SNAP2172ISCTRA	SNAP2182ISCTRA
	Light Almond	SNAP2172LASCTRA	SNAP2182LASCTRA
	Red	SNAP2172RSCTRA	SNAP2182RSCTRA
	White	SNAP2172WSCTRA	SNAP2182WSCTRA
Isolated ground ^A , Hospital grade, Tamper-Resistant.	Orange	SNAP2172IGTRA	SNAP2182IGTRA
Red	SNAP2172RIGTRA	SNAP2182RIGTRA	
Hospital grade, with Power Indicating LED, Style Line® decorator, flush, nylon face, modular receptacle which requires pigtailed connector on page A-15. Assembled in USA.	Black	SNAP2172BKL	SNAP2182BKL
	Brown	SNAP2172L	SNAP2182L
	Gray	SNAP2172GYL	SNAP2182GYL
	Ivory	SNAP2172IL	SNAP2182IL
	Light Almond	SNAP2172LAL	SNAP2182LAL
	Red	SNAP2172RL	SNAP2182RL
	White	SNAP2172WL	SNAP2182WL
Isolated ground ^A , Hospital grade, with Power Indicating LED.	Orange	SNAP2172IGL	SNAP2182IGL
Red	SNAP2172RIGL	SNAP2182RIGL	
Hospital grade, Tamper-Resistant, with Power Indicating LED, Style Line® decorator, flush, nylon face, modular receptacle which requires pigtailed connector on page A-15. Assembled in USA.	Black	SNAP2172BKLTRA	SNAP2182BKLTRA
	Brown	SNAP2172LTRA	SNAP2182LTRA
	Gray	SNAP2172GYLTRA	SNAP2182GYLTRA
	Ivory	SNAP2172ILTRA	SNAP2182ILTRA
	Light Almond	SNAP2172LALTRA	SNAP2182LALTRA
	Red	SNAP2172RLTRA	SNAP2182RLTRA
	White	SNAP2172WLTRA	SNAP2182WLTRA
Isolated ground ^A , Hospital grade, TR with Power Indicating LED.	Orange	SNAP2172IGLTRA	SNAP2182IGLTRA
Red	SNAP2172RIGLTRA	SNAP2182RIGLTRA	




Dimensions in Inches (mm)

Note: ^ASee section M additional information on isolated ground devices and section N for wallplates.
See page A-5 for additional information on SNAPConnect features and page A-16 for SNAPConnect pigtailed connectors.
See page Tech-10 for Tamper-Resistant and LED Power Indicators descriptions.
See pages A-50 and A-51 for accessories.


SNAPConnect® Tester

Description	Catalog Number
Circuit Tester for SNAPConnect receptacle terminals, GFCI and standard receptacles	SNAPCTG

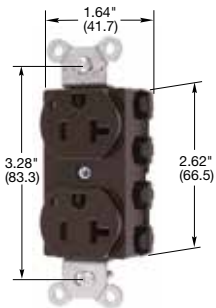
15 and 20 Ampere, 125 Volts



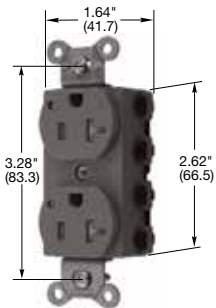
SNAP53621A




SNAP5362LATRA



SNAP5362L



SNAP5362GYLTRA



SNAP52611

Dimensions in Inches (mm)

Extra Heavy Duty SNAPConnect® Receptacles

Duplex

Description	Color	Catalog Number	Catalog Number	
Specification grade, finder groove, nylon face, modular receptacle which requires pigtailed connector on page A-15.	Black	SNAP5262BKA	SNAP5362BKA	
	Brown	SNAP5262A	SNAP5362A	
	Gray	SNAP5262GYA	SNAP5362GYA	
	Ivory	SNAP5262IA	SNAP5362IA	
	Light Almond	SNAP5262LAA	SNAP5362LAA	
	Red	SNAP5262RA	SNAP5362RA	
Specification grade, smooth, nylon face, modular receptacle which requires pigtailed connector on page A-15. Assembled in USA.	Black	SNAP5262BKNA	SNAP5362BKNA	
	Brown	SNAP5262NA	SNAP5362NA	
	Gray	SNAP5262GYNA	SNAP5362GYNA	
	Ivory	SNAP5262INA	SNAP5362INA	
	Light Almond	SNAP5262LANA	SNAP5362LANA	
	Red	SNAP5262RNA	SNAP5362RNA	
Specification grade, Tamper-Resistant, smooth nylon face, modular receptacle which requires pigtailed connector on page A-15. Assembled in USA.	Black	SNAP5262BKTRA	SNAP5362BKTRA	
	Blue	SNAP5262BLTRA	SNAP5362BLTRA	
	Brown	SNAP5262TRA	SNAP5362TRA	
	Gray	SNAP5262GYTRA	SNAP5362GYTRA	
	Ivory	SNAP5262ITRA	SNAP5362ITRA	
	Light Almond	SNAP5262LATRA	SNAP5362LATRA	
Specification grade, Tamper-Resistant, Split Circuit, smooth nylon face, modular receptacle which requires pigtailed connector on page A-15. Assembled in USA.	Black	SNAP5262BKSTRA	SNAP5362BKSTRA	
	Blue	SNAP5262BLSTRA	SNAP5362BLSTRA	
	Brown	SNAP5262STRA	SNAP5362STRA	
	Gray	SNAP5262GYSTRA	SNAP5362GYSTRA	
	Ivory	SNAP5262ISTRA	SNAP5362ISTRA	
	Light Almond	SNAP5262LASTRA	SNAP5362LASTRA	
Specification grade, with Power Indicating LED, smooth nylon face, modular receptacle which requires pigtailed connector on page A-15. Assembled in USA.	Black	SNAP5262BKL	SNAP5362BKL	
	Blue	SNAP5262BLL	SNAP5362BLL	
	Brown	SNAP5262L	SNAP5362L	
	Gray	SNAP5262GYL	SNAP5362GYL	
	Ivory	SNAP5262IL	SNAP5362IL	
	Light Almond	SNAP5262LAL	SNAP5362LAL	
Isolated ground ^A , Specification grade, with Power Indicating LED.	Red	SNAP5262RL	SNAP5362RL	
	White	SNAP5262WL	SNAP5362WL	
	Orange	SNAP5262IGL	SNAP5362IGL	
	Specification grade, Tamper-Resistant, with Power Indicating LED, smooth nylon face, modular receptacle which requires pigtailed connector on page A-15. Assembled in USA.	Black	SNAP5262BKLTR	SNAP5362BKLTR
		Blue	SNAP5262BLLTR	SNAP5362BLLTR
		Brown	SNAP5262LTR	SNAP5362LTR
Gray		SNAP5262GYLTR	SNAP5362GYLTR	
Ivory		SNAP5262ILTR	SNAP5362ILTR	
Light Almond		SNAP5262LALTR	SNAP5362LALTR	
Isolated ground ^A , Specification grade, TR with Power Indicating LED.	Red	SNAP5262RLTR	SNAP5362RLTR	
	White	SNAP5262WLTR	SNAP5362WLTR	
	Orange	SNAP5262IGLTR	SNAP5362IGLTR	

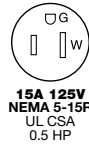
SNAPConnect® Extra Heavy Duty Standard Duplex Receptacles

Color	Standard Duplex		Standard Duplex Tamper-Resistant	
	15A 125V	20A 125V	15A 125V	20A 125V
Almond	SNAP5261AL	SNAP5361AL	SNAP5261ALTR	SNAP5361ALTR
Black	SNAP5261BK	SNAP5361BK	SNAP5261BKTR	SNAP5361BKTR
Blue	SNAP5261BL	SNAP5361BL	SNAP5261BLTR	SNAP5361BLTR
Brown	SNAP5261	SNAP5361	SNAP5261TR	SNAP5361TR
Gray	SNAP5261GY	SNAP5361GY	SNAP5261GYTR	SNAP5361GYTR
Ivory	SNAP5261I	SNAP5361I	SNAP5261ITR	SNAP5361ITR
Light Almond	SNAP5261LA	SNAP5361LA	SNAP5261LATR	SNAP5361LATR
Red	SNAP5261R	SNAP5361R	SNAP5261RTR	SNAP5361RTR
White	SNAP5261W	SNAP5361W	SNAP5261WTR	SNAP5361WTR

Straight Blade Devices




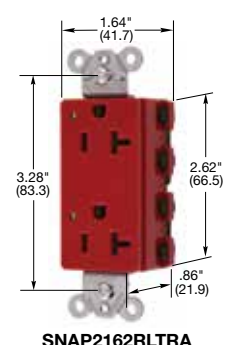
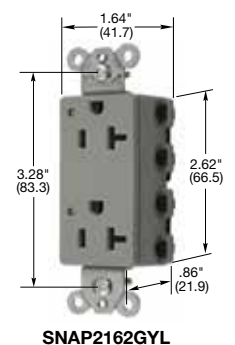

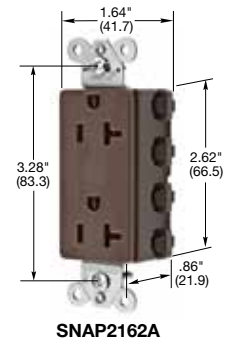
15 and 20 Ampere, 125 Volts



Extra Heavy Duty SNAPConnect® Receptacles

Style Line® Decorator

Description	Color	Catalog Number	Catalog Number
Specification grade, Style Line® decorator, flush, nylon face, modular receptacle which requires pigtailed connector below.	Black	SNAP2152BKA	SNAP2162BKA
	Brown	SNAP2152A	SNAP2162A
	Gray	SNAP2152GYA	SNAP2162GYA
	Ivory	SNAP2152IA	SNAP2162IA
	Light Almond	SNAP2152LAA	SNAP2162LAA
	Red	SNAP2152RA	SNAP2162RA
Specification grade, Style Line® decorator, flush, nylon face, modular receptacle which requires pigtailed connector below. Assembled in USA.	White	SNAP2152WA	SNAP2162WA
	Black	SNAP2152BKNA	SNAP2162BKNA
	Brown	SNAP2152NA	SNAP2162NA
	Gray	SNAP2152GYNA	SNAP2162GYNA
	Ivory	SNAP2152INA	SNAP2162INA
	Light Almond	SNAP2152LANA	SNAP2162LANA
Specification grade, Tamper-Resistant, Style Line® decorator, flush, nylon face, modular receptacle which requires pigtailed connector below. Assembled in USA.	Red	SNAP2152RNA	SNAP2162RNA
	White	SNAP2152WNA	SNAP2162WNA
	Black	SNAP2152BKTRA	SNAP2162BKTRA
	Blue	SNAP2152BLTRA	SNAP2162BLTRA
	Brown	SNAP2152TRA	SNAP2162TRA
	Gray	SNAP2152GYTRA	SNAP2162GYTRA
Specification grade, Tamper-Resistant, Split Circuit, Style Line® decorator, flush, nylon face, modular receptacle which requires pigtailed connector below. Assembled in USA.	Ivory	SNAP2152ITRA	SNAP2162ITRA
	Light Almond	SNAP2152LATRA	SNAP2162LATRA
	Red	SNAP2152RTRA	SNAP2162RTRA
	White	SNAP2152WTRA	SNAP2162WTRA
	Black	SNAP2152BKSCTRA	SNAP2162BKSCTRA
	Blue	SNAP2152BLSCTRA	SNAP2162BLSCTRA
Isolated ground ^A , Specification grade, Tamper-Resistant.	Brown	SNAP2152SCTRA	SNAP2162SCTRA
	Gray	SNAP2152GYSCTRA	SNAP2162GYSCTRA
	Ivory	SNAP2152ISCTRA	SNAP2162ISCTRA
	Light Almond	SNAP2152LASCTRA	SNAP2162LASCTRA
	Red	SNAP2152RSCTRA	SNAP2162RSCTRA
	White	SNAP2152WSCTRA	SNAP2162WSCTRA
Isolated ground ^A , Specification grade, with Power Indicating LED.	Orange	SNAP2152IGTRA	SNAP2162IGTRA
	Black	SNAP2152BKL	SNAP2162BKL
	Blue	SNAP2152BLL	SNAP2162BLL
	Brown	SNAP2152L	SNAP2162L
	Gray	SNAP2152GYL	SNAP2162GYL
	Ivory	SNAP2152IL	SNAP2162IL
Isolated ground ^A , Specification grade, with Power Indicating LED.	Light Almond	SNAP2152LAL	SNAP2162LAL
	Red	SNAP2152RL	SNAP2162RL
	White	SNAP2152WL	SNAP2162WL
	Black	SNAP2152BKLTRA	SNAP2162BKLTRA
	Blue	SNAP2152BLLTRA	SNAP2162BLLTRA
	Brown	SNAP2152LTRA	SNAP2162LTRA
Specification grade, Tamper-Resistant, Style Line® decorator, flush, nylon face, modular receptacle which requires pigtailed connector below. Assembled in USA.	Gray	SNAP2152GYLTRA	SNAP2162GYLTRA
	Ivory	SNAP2152ILTRA	SNAP2162ILTRA
	Light Almond	SNAP2152LALTRA	SNAP2162LALTRA
	Red	SNAP2152RLTRA	SNAP2162RLTRA
	White	SNAP2152WLTRA	SNAP2162WLTRA
	Orange	SNAP2152IGLTRA	SNAP2162IGLTRA



Note: ^ASee section M additional information on isolated ground devices.
See page Tech-10 for Tamper-Resistant and LED Power Indicators descriptions.
See pages A-50 and A-51 for accessories.
See section N for wallplates.

SNAPConnect® Right Angle Pigtailed Connector

Description	Wire Type	General Use	Assembled in USA
Clear right angle terminal with 6 inch leads #12 AWG THHN/THWN-2; Polycarbonate housing material.	Solid	SNAP1RA	SNAP1RNA
	Stranded	SNAP2RA	SNAP2RNA

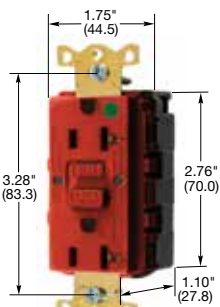
Note: For Assembled in USA products, must order connector with NA suffix.

Dimensions in Inches (mm)


Straight Blade Devices



15 and 20 Ampere, 125 Volts



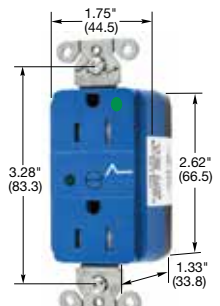
GFRST83SNAPR




GFTWRST83SNAPI



SNAP8300USBW

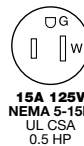


SNAP8262S



SNAP1RA

Dimensions in Inches (mm)




SNAPConnect® GFCI LED Hospital Grade ●

Description	Color	Catalog Number	
Hospital Grade SNAPConnect GFCI LED, self-grounding staple, requires connector below, sold separately. Add "NA" suffix for devices Assembled in USA.	Almond	GFRST82SNAPAL	GFRST83SNAPAL
	Black	GFRST82SNAPBK	GFRST83SNAPBK
	Brown	GFRST82SNAP	GFRST83SNAP
	Gray	GFRST82SNAPGY	GFRST83SNAPGY
	Ivory	GFRST82SNAPI	GFRST83SNAPI
	Light Almond	GFRST82SNAPLA	GFRST83SNAPLA
	Red	GFRST82SNAPR	GFRST83SNAPR
White	GFRST82SNAPW	GFRST83SNAPW	

SNAPConnect® GFCI LED Hospital Grade ●, Tamper and Weather Resistant




Description	Color	Catalog Number	
Hospital Grade SNAPConnect GFCI TR/WR, self-grounding staple, requires connector below, sold separately. Add "NA" suffix for devices Assembled in USA.	Almond	GFTWRST82SNAPAL	GFTWRST83SNAPAL
	Black	GFTWRST82SNAPBK	GFTWRST83SNAPBK
	Brown	GFTWRST82SNAP	GFTWRST83SNAP
	Gray	GFTWRST82SNAPGY	GFTWRST83SNAPGY
	Ivory	GFTWRST82SNAPI	GFTWRST83SNAPI
	Light Almond	GFTWRST82SNAPLA	GFTWRST83SNAPLA
	Red	GFTWRST82SNAPR	GFTWRST83SNAPR
White	GFTWRST82SNAPW	GFTWRST83SNAPW	



SNAPConnect® USB Charger Hospital Grade ●, Duplex Receptacles



Description	Color	Catalog Number	
Hospital Grade SNAPConnect USB Charger, Tamper-Resistant Style Line® decorator duplex receptacle, two USB type 2.0 ports 3 Amp, 5 Volt DC, 15 or 20 Amp, 125 Volt AC.	Black	SNAP8200USBBK	SNAP8300USBBK
	Brown	SNAP8200USB	SNAP8300USB
	Gray	SNAP8200USBGY	SNAP8300USBGY
	Ivory	SNAP8200USBI	SNAP8300USBI
	Light Almond	SNAP8200USBLA	SNAP8300USBLA
	Red	SNAP8200USBR	SNAP8300USBR
	White	SNAP8200USBW	SNAP8300USBW



SNAPConnect® Surge Protection Hospital Grade ●, Tamper-Resistant Receptacle with Power Indicating LED



Description	Color	Catalog Number	
Hospital Grade SNAPConnect Surge suppression, Tamper-Resistant, smooth face, duplex receptacle.	Blue	SNAP8262S	SNAP8362S
	Gray	SNAP8262GYS	SNAP8362GYS
	Ivory	SNAP8262IS	SNAP8362IS
	Light Almond	SNAP8262LAS	SNAP8362LAS
	Red	SNAP8262RS	SNAP8362RS
	White	SNAP8262WS	SNAP8362WS

SNAPConnect® Right Angle Pigtailed Terminal

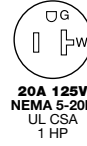
Description	Wire Type	General Use Catalog Number	Assembled in USA Catalog Number
Clear right angle terminal with 6 inch leads #12 AWG THHN/THWN-2; Polycarbonate housing material.	Solid	SNAP1RA	SNAP1RNA
	Stranded	SNAP2RA	SNAP2RNA

Note: See page Tech-10 for Tamper-Resistant, Weather Resistant and LED Power Indicators descriptions.

Straight Blade Devices




15 and 20 Ampere, 125 Volts



SNAPConnect® GFCI LED


Description	Color	Catalog Number	
SNAPConnect GFCI LED, self-grounding staple, requires connector below, sold separately. Add "NA" suffix for devices Assembled in USA.	Almond	GFRST15SNAPAL	GFRST20SNAPAL
	Black	GFRST15SNAPBK	GFRST20SNAPBK
	Brown	GFRST15SNAP	GFRST20SNAP
	Gray	GFRST15SNAPGY	GFRST20SNAPGY
	Ivory	GFRST15SNAPI	GFRST20SNAPI
	Light Almond	GFRST15SNAPLA	GFRST20SNAPLA
	Red	GFRST15SNAPR	GFRST20SNAPR
	White	GFRST15SNAPW	GFRST20SNAPW



GFRST15SNAPGY

SNAPConnect® GFCI LED, Tamper and Weather Resistant


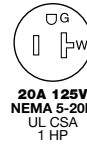
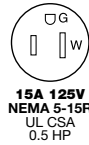
Description	Color	Catalog Number	
SNAPConnect GFCI TR/WR, self-grounding staple, requires connector below, sold separately. Add "NA" suffix for devices Assembled in USA.	Almond	GFTWRST15SNAPAL	GFTWRST20SNAPAL
	Black	GFTWRST15SNAPBK	GFTWRST20SNAPBK
	Brown	GFTWRST15SNAP	GFTWRST20SNAP
	Gray	GFTWRST15SNAPGY	GFTWRST20SNAPGY
	Ivory	GFTWRST15SNAPI	GFTWRST20SNAPI
	Light Almond	GFTWRST15SNAPLA	GFTWRST20SNAPLA
	Red	GFTWRST15SNAPR	GFTWRST20SNAPR
	White	GFTWRST15SNAPW	GFTWRST20SNAPW



GFTWRST20SNAPI

SNAPConnect® USB Charger, Duplex Receptacles

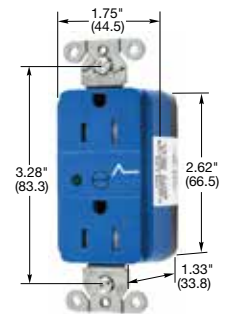
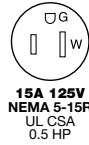
Description	Color	Catalog Number	
SNAPConnect USB Charger, Tamper-Resistant Style Line® decorator duplex receptacle, two USB type 2.0 ports 3 Amp, 5 Volt DC, 15 or 20 Amp, 125 Volt AC.	Black	SNAP15USBBK	SNAP20USBBK
	Brown	SNAP15USB	SNAP20USB
	Gray	SNAP15USBGY	SNAP20USBGY
	Ivory	SNAP15USBI	SNAP20USBI
	Light Almond	SNAP15USBLA	SNAP20USBLA
	White	SNAP15USBW	SNAP20USBW



SNAP15USBW

SNAPConnect® Surge Protection, Tamper-Resistant Receptacle with Power Indicating LED

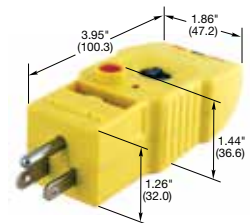
Description	Color	Catalog Number	
SNAPConnect Surge suppression, Tamper-Resistant, smooth face, duplex receptacle.	Blue	SNAP5262S	SNAP5362S
	Gray	SNAP5262GYS	SNAP5362GYS
	Ivory	SNAP5262IS	SNAP5362IS
	Light Almond	SNAP5262LAS	SNAP5362LAS
	White	SNAP5262WS	SNAP5362WS



SNAP5262S

SNAPConnect® Tester

Description	Catalog Number
Circuit Tester for SNAPConnect receptacle terminals, GFCI and standard receptacles.	SNAPCTG



SNAPCTG

Note: See page Tech-10 for Tamper-Resistant, Weather Resistant and LED Power Indicators descriptions.

Dimensions in Inches (mm)

Straight Blade Devices




15 and 20 Ampere, 125 Volts




- ⏻ Permanent power symbol remains clearly visible after installation
- ⏻ Control both outlets per device for 100% controlled applications or just one outlet for 50% controlled applications
- ⏻ Ideal for commercial buildings, retail, schools, hotel rooms
- ⏻ Part of the Hubbell Load:Logic™ Plug Control system


SNAPConnect® Permanently Marked Receptacles



SNAP5362C1W



SNAP2162C2I



SNAP1RA

Duplex	Color	One Controlled Face Split Circuit Hot Tab		Two Controlled Faces		
		15 Amp	20 Amp	15 Amp	20 Amp	
SNAPConnect® standard duplex, permanently marked for use with automatic plugload controls.	Black	SNAP5262C1BK	SNAP5362C1BK	SNAP5262C2BK	SNAP5362C2BK	
	Blue	SNAP5262C1BL	SNAP5362C1BL	SNAP5262C2BL	SNAP5362C2BL	
	Brown	SNAP5262C1	SNAP5362C1	SNAP5262C2	SNAP5362C2	
	Gray	SNAP5262C1GY	SNAP5362C1GY	SNAP5262C2GY	SNAP5362C2GY	
	Green	SNAP5262C1GN	SNAP5362C1GN	SNAP5262C2GN	SNAP5362C2GN	
	Ivory	SNAP5262C1I	SNAP5362C1I	SNAP5262C2I	SNAP5362C2I	
	Lt. Almond	SNAP5262C1LA	SNAP5362C1LA	SNAP5262C2LA	SNAP5362C2LA	
	Red	SNAP5262C1R	SNAP5362C1R	SNAP5262C2R	SNAP5362C2R	
	White	SNAP5262C1W	SNAP5362C1W	SNAP5262C2W	SNAP5362C2W	
	SNAPConnect® Tamper-Resistant, standard duplex, permanently marked for use with automatic plugload controls.	Black	SNAP5262C1BKTRA	SNAP5362C1BKTRA	SNAP5262C2BKTRA	SNAP5362C2BKTRA
Brown		SNAP5262C1TRA	SNAP5362C1TRA	SNAP5262C2TRA	SNAP5362C2TRA	
Gray		SNAP5262C1GYTRA	SNAP5362C1GYTRA	SNAP5262C2GYTRA	SNAP5362C2GYTRA	
Green		SNAP5262C1GNTRA	SNAP5362C1GNTRA	SNAP5262C2GNTRA	SNAP5362C2GNTRA	
Ivory		SNAP5262C1ITRA	SNAP5362C1ITRA	SNAP5262C2ITRA	SNAP5362C2ITRA	
Lt. Almond		SNAP5262C1LATRA	SNAP5362C1LATRA	SNAP5262C2LATRA	SNAP5362C2LATRA	
Red		SNAP5262C1RTRA	SNAP5362C1RTRA	SNAP5262C2RTRA	SNAP5362C2RTRA	
White		SNAP5262C1WTRA	SNAP5362C1WTRA	SNAP5262C2WTRA	SNAP5362C2WTRA	
SNAPConnect® Style Line® Decorator		Black	SNAP2152C1BK	SNAP2162C1BK	SNAP2152C2BK	SNAP2162C2BK
		Blue	SNAP2152C1BL	SNAP2162C1BL	SNAP2152C2BL	SNAP2162C2BL
	Brown	SNAP2152C1	SNAP2162C1	SNAP2152C2	SNAP2162C2	
	Gray	SNAP2152C1GY	SNAP2162C1GY	SNAP2152C2GY	SNAP2162C2GY	
	Green	SNAP2152C1GN	SNAP2162C1GN	SNAP2152C2GN	SNAP2162C2GN	
	Ivory	SNAP2152C1I	SNAP2162C1I	SNAP2152C2I	SNAP2162C2I	
	Lt. Almond	SNAP2152C1LA	SNAP2162C1LA	SNAP2152C2LA	SNAP2162C2LA	
	Red	SNAP2152C1R	SNAP2162C1R	SNAP2152C2R	SNAP2162C2R	
	White	SNAP2152C1W	SNAP2162C1W	SNAP2152C2W	SNAP2162C2W	
	SNAPConnect® Tamper-Resistant, decorator duplex, permanently marked for use with automatic plugload controls.	Black	SNAP2152C1BKTRA	SNAP2162C1BKTRA	SNAP2152C2BKTRA	SNAP2162C2BKTRA
Brown		SNAP2152C1TRA	SNAP2162C1TRA	SNAP2152C2TRA	SNAP2162C2TRA	
Gray		SNAP2152C1GYTRA	SNAP2162C1GYTRA	SNAP2152C2GYTRA	SNAP2162C2GYTRA	
Green		SNAP2152C1GNTRA	SNAP2162C1GNTRA	SNAP2152C2GNTRA	SNAP2162C2GNTRA	
Ivory		SNAP2152C1ITRA	SNAP2162C1ITRA	SNAP2152C2ITRA	SNAP2162C2ITRA	
Lt. Almond		SNAP2152C1LATRA	SNAP2162C1LATRA	SNAP2152C2LATRA	SNAP2162C2LATRA	
Red		SNAP2152C1RTRA	SNAP2162C1RTRA	SNAP2152C2RTRA	SNAP2162C2RTRA	
White		SNAP2152C1WTRA	SNAP2162C1WTRA	SNAP2152C2WTRA	SNAP2162C2WTRA	

SNAPConnect® Right Angle Pigtailed Connector

Description	Solid Wire	Stranded Wire
Clear right angle terminal with 6 inch leads, 600V, #12 AWG THHN/THWN-2; Polycarbonate housing material.	SNAP1RA	SNAP2RA

Permanent Controlled Receptacle Label

Description	Catalog Number
For use in retrofit applications where indication of a controlled receptacle is required. This label is UL approved for marking and labeling. 60 labels of each per pack.	CL60

Dimensions in Inches (mm)

Straight Blade Devices








15 and 20 Ampere, 125 Volts

Industrial Grade, Permanently Marked Tamper-Resistant Receptacles



Duplex	Color	One Controlled Face Split Circuit Hot Tab		Two Controlled Faces	
		15 Amp	20 Amp	15 Amp	20 Amp
Smooth nylon face, duplex, permanently marked for use with automatic outlet control systems, back and side wired.	Black	HBL5262C1BLKTR	HBL5362C1BLKTR	HBL5262C2BLKTR	HBL5362C2BLKTR
	Blue	HBL5262C1BLTR	HBL5362C1BLTR	HBL5262C2BLTR	HBL5362C2BLTR
	Brown	HBL5262C1TR	HBL5362C1TR	HBL5262C2TR	HBL5362C2TR
	Gray	HBL5262C1GRYTR	HBL5362C1GRYTR	HBL5262C2GRYTR	HBL5362C2GRYTR
	Ivory	HBL5262C1ITR	HBL5362C1ITR	HBL5262C2ITR	HBL5362C2ITR
	Lt. Almond	HBL5262C1LATR	HBL5362C1LATR	HBL5262C2LATR	HBL5362C2LATR
	Red	HBL5262C1RTR	HBL5362C1RTR	HBL5262C2RTR	HBL5362C2RTR
	White	HBL5262C1WHITR	HBL5362C1WHITR	HBL5262C2WHITR	HBL5362C2WHITR



Permanently Marked Receptacles

Duplex	Color	One Controlled Face Split Circuit Hot Tab		Two Controlled Faces	
		15 Amp	20 Amp	15 Amp	20 Amp
Smooth nylon face, duplex, permanently marked for use with automatic outlet control systems, back and side wired.	Black	BR15C1BLK	BR20C1BLK	BR15C2BLK	BR20C2BLK
	Blue	BR15C1BL	BR20C1BL	BR15C2BL	BR20C2BL
	Brown	BR15C1	BR20C1	BR15C2	BR20C2
	Gray	BR15C1GRY	BR20C1GRY	BR15C2GRY	BR20C2GRY
	Green	BR15C1GN	BR20C1GN	BR15C2GN	BR20C2GN
	Ivory	BR15C1I	BR20C1I	BR15C2I	BR20C2I
	Lt. Almond	BR15C1LA	BR20C1LA	BR15C2LA	BR20C2LA
	Red	BR15C1R	BR20C1R	BR15C2R	BR20C2R
White	BR15C1WHI	BR20C1WHI	BR15C2WHI	BR20C2WHI	
Smooth nylon face, Tamper-Resistant, duplex, permanently marked for use with automatic outlet control systems, back and side wired.	Black	BR15C1BLKTR	BR20C1BLKTR	BR15C2BLKTR	BR20C2BLKTR
	Blue	BR15C1BLTR	BR20C1BLTR	BR15C2BLTR	BR20C2BLTR
	Brown	BR15C1TR	BR20C1TR	BR15C2TR	BR20C2TR
	Gray	BR15C1GRYTR	BR20C1GRYTR	BR15C2GRYTR	BR20C2GRYTR
	Green	BR15C1GNTR	BR20C1GNTR	BR15C2GNTR	BR20C2GNTR
	Ivory	BR15C1ITR	BR20C1ITR	BR15C2ITR	BR20C2ITR
	Lt. Almond	BR15C1LATR	BR20C1LATR	BR15C2LATR	BR20C2LATR
	Red	BR15C1RTR	BR20C1RTR	BR15C2RTR	BR20C2RTR
White	BR15C1WHITR	BR20C1WHITR	BR15C2WHITR	BR20C2WHITR	

Style Line® Decorator

Smooth nylon face, decorator duplex, permanently marked for use with automatic outlet control systems, back and side wired.	Black	DR15C1BLK	DR20C1BLK	DR15C2BLK	DR20C2BLK
	Blue	DR15C1BL	DR20C1BL	DR15C2BL	DR20C2BL
	Brown	DR15C1	DR20C1	DR15C2	DR20C2
	Gray	DR15C1GRY	DR20C1GRY	DR15C2GRY	DR20C2GRY
	Green	DR15C1GN	DR20C1GN	DR15C2GN	DR20C2GN
	Ivory	DR15C1I	DR20C1I	DR15C2I	DR20C2I
	Lt. Almond	DR15C1LA	DR20C1LA	DR15C2LA	DR20C2LA
	Red	DR15C1R	DR20C1R	DR15C2R	DR20C2R
White	DR15C1WHI	DR20C1WHI	DR15C2WHI	DR20C2WHI	
Smooth nylon face, Tamper-Resistant, decorator duplex, permanently marked for use with automatic outlet control systems, back and side wired.	Black	DR15C1BLKTR	DR20C1BLKTR	DR15C2BLKTR	DR20C2BLKTR
	Blue	DR15C1BLTR	DR20C1BLTR	DR15C2BLTR	DR20C2BLTR
	Brown	DR15C1TR	DR20C1TR	DR15C2TR	DR20C2TR
	Gray	DR15C1GRYTR	DR20C1GRYTR	DR15C2GRYTR	DR20C2GRYTR
	Green	DR15C1GNTR	DR20C1GNTR	DR15C2GNTR	DR20C2GNTR
	Ivory	DR15C1ITR	DR20C1ITR	DR15C2ITR	DR20C2ITR
	Lt. Almond	DR15C1LATR	DR20C1LATR	DR15C2LATR	DR20C2LATR
	Red	DR15C1RTR	DR20C1RTR	DR15C2RTR	DR20C2RTR
White	DR15C1WHITR	DR20C1WHITR	DR15C2WHITR	DR20C2WHITR	


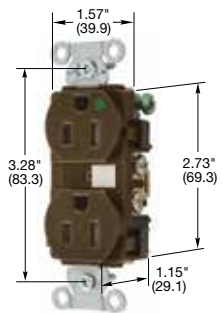
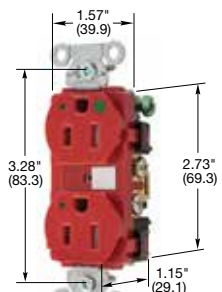


Permanent Controlled Receptacle Label

Description	Catalog Number
For use in retrofit applications where indication of a controlled receptacle is required. This label is UL approved for marking and labeling. 60 labels of each per pack.	CL60

Dimensions in Inches (mm)



15 and 20 Ampere, 125 Volts


8200LA

8200TRA

8200REDLTRA

2172LATRA

2182IVLTRA

Dimensions in Inches (mm)

Hubbell-PRO Heavy Duty Hospital Grade Receptacles


**15A 125V
NEMA 5-15R
UL CSA
0.5 HP**

**20A 125V
NEMA 5-20R
UL CSA
1 HP**

Duplex

	Color	Catalog Number	
Hospital grade, smooth nylon face, back and side wired. Assembled in USA.	Black	8200BK	8300BK
	Brown	8200	8300
	Gray	8200GY	8300GY
	Ivory	8200IV	8300IV
	Light Almond	8200LA	8300LA
	Red	8200RED	8300RED
	White	8200WHI	8300WHI
Hospital grade, Tamper-Resistant, smooth nylon face, back and side wired. Assembled in USA.	Black	8200BKTRA	8300BKTRA
	Brown	8200TRA	8300TRA
	Gray	8200GYTRA	8300GYTRA
	Ivory	8200IVTRA	8300IVTRA
	Light Almond	8200LATRA	8300LATRA
	Red	8200REDTRA	8300REDTRA
	White	8200WTRA	8300WTRA
Hospital grade, with Power Indicating LED, smooth nylon face, back and side wired. Assembled in USA.	Black	8200BKL	8300BKL
	Brown	8200L	8300L
	Gray	8200GYL	8300GYL
	Ivory	8200IVL	8300IVL
	Light Almond	8200LAL	8300LALM
	Red	8200REDL	8300REDL
	White	8200WL	8300WL
Hospital grade, Tamper-Resistant, with Power Indicating LED, smooth nylon face, back and side wired. Assembled in USA.	Black	8200BKLTRA	8300BKLTRA
	Brown	8200LTRA	8300LTRA
	Gray	8200GYLTRA	8300GYLTRA
	Ivory	8200IVLTRA	8300IVLTRA
	Light Almond	8200LALTRA	8300LALTRA
	Red	8200REDLTRA	8300REDLTRA
	White	8200WLTRA	8300WLTRA

Style Line® Decorator

Hospital grade, Style Line® decorator, flush, nylon face, back and side wired. Assembled in USA.	Black	2172BK	2182BK
	Brown	2172	2182
	Gray	2172GY	2182GY
	Ivory	2172IV	2182IV
	Light Almond	2172LA	2182LA
	Red	2172RED	2182RED
	White	2172W	2182W
Hospital grade, Tamper-Resistant, Style Line® decorator, flush, nylon face, back and side wired. Assembled in USA.	Black	2172BKTRA	2182BKTRA
	Brown	2172TRA	2182TRA
	Gray	2172GYTRA	2182GYTRA
	Ivory	2172IVTRA	2182IVTRA
	Light Almond	2172LATRA	2182LATRA
	Red	2172REDTRA	2182REDTRA
	White	2172WTRA	2182WTRA
Hospital grade, with Power Indicating LED, Style Line® decorator, flush, nylon face, back and side wired. Assembled in USA.	Black	2172BKL	2182BKL
	Brown	2172L	2182L
	Gray	2172GYL	2182GYL
	Ivory	2172IVL	2182IVL
	Light Almond	2172LAL	2182LAL
	Red	2172REDL	2182REDL
	White	2172WL	2182WL
Hospital grade, Tamper-Resistant, with Power Indicating LED, Style Line® decorator, flush, nylon face, back and side wired. Assembled in USA.	Black	2172BKLTRA	2182BKLTRA
	Brown	2172LTRA	2182LTRA
	Gray	2172GYLTRA	2182GYLTRA
	Ivory	2172IVLTRA	2182IVLTRA
	Light Almond	2172LALTRA	2182LALTRA
	Red	2172REDLTRA	2182REDLTRA
	White	2172WLTRA	2182WLTRA

Note: See pages A-50 and A-51 for accessories.

See page Tech-10 for Tamper-Resistant and LED Power Indicators descriptions.

See section N for wallplates.

Straight Blade Devices



15 and 20 Ampere, 125 and 250 Volts

Hubbell-PRO Heavy Duty Specification Grade Receptacles



15A 125V
NEMA 5-15R
UL CSA
0.5 HP



20A 125V
NEMA 5-20R
UL CSA
1 HP

Duplex	Color	Catalog Number	Catalog Number
Smooth nylon face, duplex, back and side wired.	Almond	5252AAL	5352AAL
	Black	5252ABLK	5352ABLK
	Brown	5252AB	5352AB
	Gray	5252AG	5352AG
	Ivory	5252AI	5352AI
	Light Almond	5252ALA	5352ALA
	Office White	5252AOW	5352AOW
	Red	5252AR	5352AR
Isolated ground ^A , smooth face, duplex, back and side wired.	White	5252AW	5352AW
	Almond	IG5252AL	IG5352AL
	Gray	IG5252GY	IG5352GY
	Ivory	IG5252I	IG5352I
	Light Almond	IG5252LA	IG5352LA
Isolated ground ^A , Tamper-Resistant, smooth face, duplex, back and side wired.	Orange	IG5252	IG5352
	White	IG5252W	IG5352W
	Ivory	IG5252ITR	IG5352ITR
	Orange	IG5252TR	IG5352TR
Finder groove nylon face, duplex, back and side wired.	White	IG5252WTR	IG5352WTR
	Almond	5262AL	5362AL
	Black	5262BLK	5362BLK
Weather Resistant, finder groove nylon face, duplex, back and side wired.	Blue	-	5362BL
	Brown	5262B	5362B
	Gray	5262G	5362G
	Ivory	5262I	5362I
	Light Almond	5262LA	5362LA
	Office White	5262OW	5362OW
	Red	5262R	5362R
	White	5262W	5362W
	Black	5262BKWR	5362BKWR
	Brown	5262WR	5362WR
Isolated ground ^A , finder groove face, duplex, back and side wired.	Gray	5262GYWR	5362GYWR
	Ivory	5262IWR	5362IWR
	White	5262WWR	5362WWR
	Black	CR5252IGBK	CR5352IGBK
	Blue	-	CR5352IGBL
	Gray	CR5252IGGY	CR5352IGGY
	Ivory	CR5252IGI	CR5352IGI
	Orange	CR5252IG	CR5352IG
	Office White	CR5252IGOW	CR5352IGOW
	White	CR5252IGW	CR5352IGW

Note: ^ASee section M for additional information on isolated ground devices.
See page A-46 for accessories and section N for wallplates.
See page Tech-10 for Tamper and Weather Resistant descriptions.
Horsepower ratings listed above are AC only.




15A 250V
NEMA 6-15R
UL CSA
1.5 HP



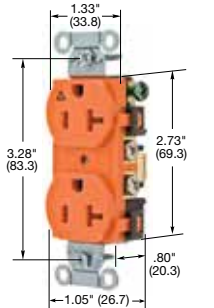
20A 250V
NEMA 6-20R
UL CSA
2 HP

Hubbell-PRO Heavy Duty Specification Grade Receptacles

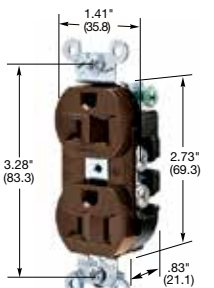
Duplex	Color	Catalog Number	Catalog Number
Smooth nylon face, duplex, back and side wired.	Almond	5662AL	5462AL
	Black	5662BK	5462BK
	Blue	5662BL	5462BL
	Brown	5662B	5462B
	Gray	5662GY	5462GY
	Ivory	5662IV	5462IV
	Light Almond	5662LA	5462LA
	Red	5662R	5462R
	White	5662WHI	5462WHI



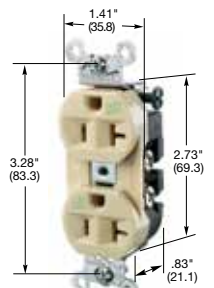
5252AI



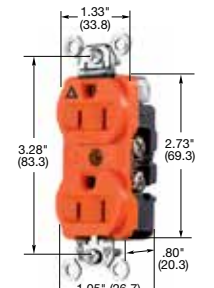
IG5352



5262B



5362IWR



CR5252IG

Dimensions in Inches (mm)




15 and 20 Ampere, 125 Volts




15A 125V
NEMA 5-15R
UL CSA
0.5 HP



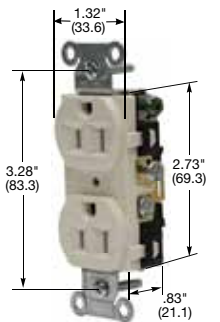
20A 125V
NEMA 5-20R
UL CSA
1 HP




CR15I



CR15TR



CRF15LA



CR15IP1

Commercial Specification Grade Receptacles

Duplex

Description	Color	Catalog Number	
Smooth nylon face, duplex, side wired only.	Almond	CR15AL	CR20AL
	Black	CR15BLK	CR20BLK
	Brown	CR15	CR20
	Gray	CR15GRY	CR20GRY
	Ivory	CR15I	CR20I
	Light Almond	CR15LA	CR20LA
	Office White	CR15OW	CR20OW
	White	CR15WHI	CR20WHI
Tamper-Resistant*, smooth nylon face, duplex, side wired only.	Almond	CR15ALTR	CR20ALTR
	Black	CR15BLKTR	CR20BLKTR
	Brown	CR15TR	CR20TR
	Gray	CR15GRYTR	CR20GRYTR
	Ivory	CR15ITR	CR20ITR
	Light Almond	CR15LATR	CR20LATR
	White	CR15WHITR	CR20WHITR
Finder groove, nylon face, duplex, side wired only.	Almond	CRF15AL	CRF20AL
	Black	CRF15BLK	CRF20BLK
	Brown	CRF15	CRF20
	Gray	CRF15GRY	CRF20GRY
	Ivory	CRF15I	CRF20I
	Light Almond	CRF15LA	CRF20LA
	Office White	CRF15OW	CRF20OW
	White	CRF15WHI	CRF20WHI
Pre-wired receptacles, smooth nylon face, duplex, side wired only, self-grounding, 8" solid wire leads.	Black	CR15BLKP1	CR20BLKP1
	Brown	CR15P1	CR20P1
	Gray	CR15GRYP1	CR20GRYP1
	Ivory	CR15IP1	CR20IP1
	Light Almond	CR15LAP1	CR20LAP1
	White	CR15WHIP1	CR20WHIP1
Pre-wired receptacles, smooth nylon face, duplex, side wired only, self-grounding, 8" stranded wire leads.	Black	CR15BLKP2	CR20BLKP2
	Brown	CR15P2	CR20P2
	Gray	CR15GRYP2	CR20GRYP2
	Ivory	CR15IP2	CR20IP2
	Light Almond	CR15LAP2	CR20LAP2
	White	CR15WHIP2	CR20WHIP2
Pre-wired receptacles, Tamper-Resistant*, smooth nylon face, duplex, side wired only, self-grounding, 8" solid wire leads.	Black	CR15BLKTRP1	CR20BLKTRP1
	Brown	CR15TRP1	CR20TRP1
	Gray	CR15GRYTRP1	CR20GRYTRP1
	Ivory	CR15ITRP1	CR20ITRP1
	Light Almond	CR15LATRP1	CR20LATRP1
	White	CR15WHITRP1	CR20WHITRP1
Pre-wired receptacles, Tamper-Resistant*, smooth nylon face, duplex, side wired only, self-grounding, 8" stranded wire leads.	Black	CR15BLKTRP2	CR20BLKTRP2
	Brown	CR15TRP2	CR20TRP2
	Gray	CR15GRYTRP2	CR20GRYTRP2
	Ivory	CR15ITRP2	CR20ITRP2
	Light Almond	CR15LATRP2	CR20LATRP2
	White	CR15WHITRP2	CR20WHITRP2

Note: *Tamper-resistant devices are not Fed. Spec. Listed.
See page A-46 for accessories.
See page Tech-10 for Tamper-Resistant descriptions.
See section N for wallplates.

Dimensions in Inches (mm)

Straight Blade Devices



15 and 20 Ampere, 125 Volts



15A 125V
NEMA 5-15R
UL CSA
0.5 HP




20A 125V
NEMA 5-20R
UL CSA
1 HP

Commercial Specification Grade Receptacles

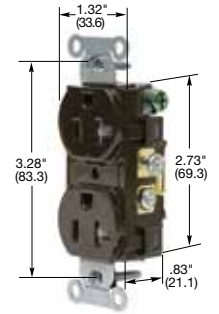
Duplex

Description	Color	Catalog Number	
Smooth nylon face, duplex, back and side wired.	Almond	BR15AL	BR20AL
	Black	BR15BLK	BR20BLK
	Blue	BR15BL	BR20BL
	Brown	BR15	BR20
	Gray	BR15GRY	BR20GRY
	Ivory	BR15I	BR20I
	Light Almond	BR15LA	BR20LA
	Office White	BR15OW	BR20OW
	Red	BR15R	BR20R
	White	BR15WHI	BR20WHI
Tamper-Resistant*, smooth nylon face, duplex, back and side wired.	Almond	BR15ALTR	BR20ALTR
	Black	BR15BLKTR	BR20BLKTR
	Blue	BR15BLTR	BR20BLTR
	Brown	BR15TR	BR20TR
	Gray	BR15GRYTR	BR20GRYTR
	Ivory	BR15ITR	BR20ITR
	Light Almond	BR15LATR	BR20LATR
	Red	BR15RTR	BR20RTR
	White	BR15WHITR	BR20WHITR
	Weather Resistant, smooth nylon face, duplex, back and side wired.	Black	BR15BLKWR
Brown		BR15WR	BR20WR
Gray		BR15GRYWR	BR20GRYWR
Ivory		BR15IWR	BR20IWR
Light Almond		BR15LAWR	BR20LAWR
White		BR15WHIWR	BR20WHIWR
Weather and Tamper-Resistant*, smooth nylon face, duplex, back and side wired.	Black	BR15BLKWRTR	BR20BLKWRTR
	Brown	BR15WRTR	BR20WRTR
	Gray	BR15GRYWRTR	BR20GRYWRTR
	Ivory	BR15IWRTR	BR20IWRTR
	Light Almond	BR15LAWRTR	BR20LAWRTR
	White	BR15WHIWRTR	BR20WHIWRTR
Isolated ground ^A , smooth nylon face, duplex, side wired only.	Almond	IG15CRAL	IG20CRAL
	Gray	IG15CRGRY	IG20CRGRY
	Ivory	IG15CRI	IG20CRI
	Light Almond	IG15CRLA	IG20CRLA
	Orange	IG15CR	IG20CR
	White	IG15CRWHI	IG20CRWHI
Isolated ground ^A , Style Line [®] decorator*, smooth nylon face, duplex, back and side wired.	Almond	IG15DRAL	IG20DRAL
	Gray	IG15DRGRY	IG20DRGRY
	Ivory	IG15DRI	IG20DRI
	Light Almond	IG15DRLA	IG20DRLA
	Orange	IG15DR	IG20DR
	White	IG15DRWHI	IG20DRWHI

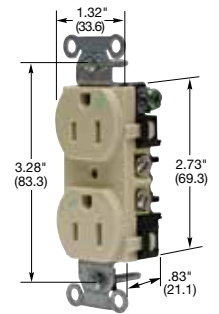
Note: ^ASee section M for additional information on isolated ground devices.
*Tamper-resistant and IG decorator devices are not Fed. Spec. Listed.
See page A-46 for accessories.
See page Tech-10 for Tamper and Weather Resistant descriptions.
See section N for wallplates.




BR15I



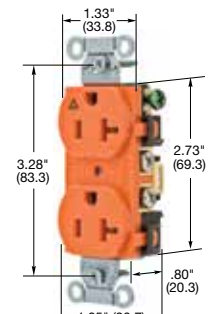
BR20TR



BR15IWR



BR20WRTR



IG20CR

Dimensions in Inches (mm)


15 and 20 Ampere, 125 Volts




15A 125V
NEMA 5-15R
UL CSA
0.5 HP




20A 125V
NEMA 5-20R
UL CSA
1 HP



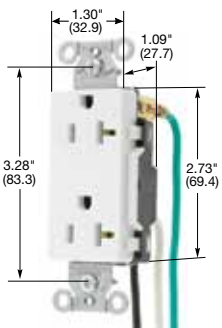
DR15GRY



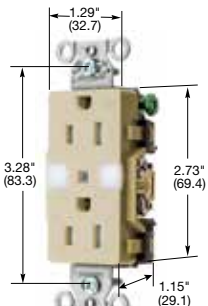
DR20ITR



DR20GRYWRTR



DR20WHIP2



DR15NLIV

Dimensions in Inches (mm)

Commercial Specification Grade Receptacles

Style Line® Decorator

Description	Color	Catalog Number	
Smooth nylon face, Style Line® decorator duplex, back and side wired.	Almond	DR15AL	DR20AL
	Black	DR15BLK	DR20BLK
	Brown	DR15	DR20
	Gray	DR15GRY	DR20GRY
	Ivory	DR15I	DR20I
	Light Almond	DR15LA	DR20LA
	Red	DR15R	DR20R
	White	DR15WHI	DR20WHI
Tamper-Resistant*, Style Line® decorator duplex, smooth nylon face, back and side wired.	Almond	DR15ALTR	DR20ALTR
	Black	DR15BLKTR	DR20BLKTR
	Brown	DR15TR	DR20TR
	Gray	DR15GRYTR	DR20GRYTR
	Ivory	DR15ITR	DR20ITR
	Light Almond	DR15LATR	DR20LATR
	White	DR15WHITR	DR20WHITR
	Weather and Tamper-Resistant*, Style Line® decorator duplex, smooth nylon face, back and side wired.	Black	DR15BLKWRTR
Brown		DR15WRTR	DR20WRTR
Gray		DR15GRYWRTR	DR20GRYWRTR
Ivory		DR15IWRTR	DR20IWRTR
Light Almond		DR15LAWRTR	DR20LAWRTR
White		DR15WHIWRTR	DR20WHIWRTR
Pre-wired receptacles, Style Line® decorator duplex, smooth nylon face, back and side wired, self-grounding, 8" solid wire leads.	Black	DR15BLKP1	DR20BLKP1
	Brown	DR15P1	DR20P1
	Gray	DR15GRYP1	DR20GRYP1
	Ivory	DR15IP1	DR20IP1
	Light Almond	DR15LAP1	DR20LAP1
Pre-wired receptacles, Style Line® decorator duplex, smooth nylon face, back and side wired, self-grounding, 8" stranded wire leads.	Black	DR15BLKP2	DR20BLKP2
	Brown	DR15P2	DR20P2
	Gray	DR15GRYP2	DR20GRYP2
	Ivory	DR15IP2	DR20IP2
	Light Almond	DR15LAP2	DR20LAP2
Pre-wired receptacles, Tamper-Resistant*, Style Line® decorator duplex, smooth nylon face, back and side wired, self-grounding, 8" solid wire leads.	Black	DR15BLKTRP1	DR20BLKTRP1
	Brown	DR15TRP1	DR20TRP1
	Gray	DR15GRYTRP1	DR20GRYTRP1
	Ivory	DR15ITRP1	DR20ITRP1
	Light Almond	DR15LATRP1	DR20LATRP1
Pre-wired receptacles, Tamper-Resistant*, Style Line® decorator duplex, smooth nylon face, back and side wired, self-grounding, 8" stranded wire leads.	Black	DR15BLKTRP2	DR20BLKTRP2
	Brown	DR15TRP2	DR20TRP2
	Gray	DR15GRYTRP2	DR20GRYTRP2
	Ivory	DR15ITRP2	DR20ITRP2
	Light Almond	DR15LATRP2	DR20LATRP2
Nightlight receptacle, two nightlight sources for a total of 0.5 Lumens, Tamper-Resistant* shutters complies with NEC article 406.12, back and side wired	Ivory	DR15NLIV	-
	Light Almond	DR15NLLA	-
	White	DR15NLWH	-

Note: *Tamper-resistant devices are not Fed. Spec. Listed.

See page A-46 for accessories.

See page Tech-10 for Tamper and Weather Resistant descriptions.

See section N for wallplates.

Straight Blade Devices



15 and 20 Ampere, 125 Volts



15A 125V
NEMA 5-15R
UL CSA
0.5 HP




20A 125V
NEMA 5-20R
UL CSA
1 HP




Hospital Grade ● USB Charger Type-C, Type A&C and Type A


Description	Color	Catalog Number	
Hospital Grade USB Charger Outlet: two Type-C port configurations, high power 5 Amp, 5 Volt USB output, Tamper-Resistant duplex receptacle, USB ports rated 10,000 cycles	Black	USB8200C5BK	USB8300C5BK
	Brown	USB8200C5	USB8300C5
	Gray	USB8200C5GY	USB8300C5GY
	Ivory	USB8200C5I	USB8300C5I
	Light Almond	USB8200C5LA	USB8300C5LA
	Red	USB8200C5R	USB8300C5R
	White	USB8200C5W	USB8300C5W
Hospital Grade USB Charger Outlet: one Type A and one Type-C port configurations, high power 5 Amp, 5 Volt USB output, Tamper-Resistant duplex receptacle, USB ports rated 10,000 cycles	Black	USB8200AC5BK	USB8300AC5BK
	Brown	USB8200AC5	USB8300AC5
	Gray	USB8200AC5GY	USB8300AC5GY
	Ivory	USB8200AC5I	USB8300AC5I
	Light Almond	USB8200AC5LA	USB8300AC5LA
	Red	USB8200AC5R	USB8300AC5R
	White	USB8200AC5W	USB8300AC5W
Hospital Grade USB Charger Outlet: two Type A port configurations, high power 5 Amp, 5 Volt USB output, Tamper-Resistant duplex receptacle, USB ports rated 10,000 cycles	Black	USB8200A5BK	USB8300A5BK
	Brown	USB8200A5	USB8300A5
	Gray	USB8200A5GY	USB8300A5GY
	Ivory	USB8200A5I	USB8300A5I
	Light Almond	USB8200A5LA	USB8300A5LA
	Red	USB8200A5R	USB8300A5R
	White	USB8200A5W	USB8300A5W



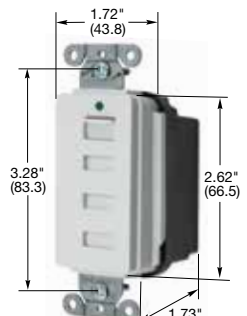
USB8300C5W




USB15AC5GY



USB20A5I



USB4W



USB2W

Dimensions in Inches (mm)

Commercial Grade USB Charger Type-C, Type A&C and Type A



Description	Color	Catalog Number	
Commercial Grade USB Charger Outlet: two Type-C port configurations, high power 5 Amp, 5 Volt USB output, Tamper-Resistant duplex receptacle, USB ports rated 10,000 cycles	Black	USB15C5BK	USB20C5BK
	Brown	USB15C5	USB20C5
	Gray	USB15C5GY	USB20C5GY
	Ivory	USB15C5I	USB20C5I
	Light Almond	USB15C5LA	USB20C5LA
	White	USB15C5W	USB20C5W
Commercial Grade USB Charger Outlet: one Type A and one Type-C port configurations, high power 5 Amp, 5 Volt USB output, Tamper-Resistant duplex receptacle, USB ports rated 10,000 cycles	Black	USB15AC5BK	USB20AC5BK
	Brown	USB15AC5	USB20AC5
	Gray	USB15AC5GY	USB20AC5GY
	Ivory	USB15AC5I	USB20AC5I
	Light Almond	USB15AC5LA	USB20AC5LA
	White	USB15AC5W	USB20AC5W
Commercial Grade USB Charger Outlet: two Type A port configurations, high power 5 Amp, 5 Volt USB output, Tamper-Resistant duplex receptacle, USB ports rated 10,000 cycles	Black	USB15A5BK	USB20A5BK
	Brown	USB15A5	USB20A5
	Gray	USB15A5GY	USB20A5GY
	Ivory	USB15A5I	USB20A5I
	Light Almond	USB15A5LA	USB20A5LA
	White	USB15A5W	USB20A5W

USB Charger 4 Port Outlet




Description	Color	Catalog Number
USB Charger 4 Port Outlet, Four USB Type 2.0 Ports 5 Amp, 5 Volt DC decorator.	Black	USB4BK
	Brown	USB4
	Gray	USB4GY
	Ivory	USB4I
	Lt. Almond	USB4LA
	White	USB4W

USB Charger 2 Port Outlet


Description	Color	Catalog Number
USB Charger 2 Port Outlet, Shallow Profile, Two USB Type 2.0 Ports 3 Amp, 5 Volt DC decorator.	Black	USB2BK
	Brown	USB2
	Gray	USB2GY
	Ivory	USB2I
	Lt. Almond	USB2LA
	White	USB2W



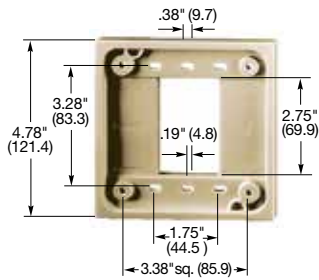
15 and 20 Ampere, 125 Volts



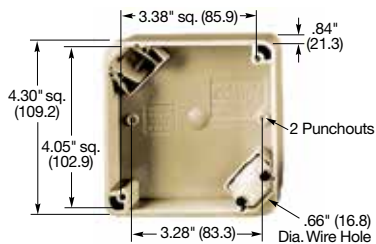
HBL415HI



HBL415I



HBL4API



HBL4PBI

4-PLEX® Hospital Grade ● Receptacles



15A 125V
NEMA 5-15R
UL CSA
0.5 HP



20A 125V
NEMA 5-20R
UL CSA
1 HP

Description	Color	Catalog Number	
4 outlet high impact resistant Polycarbonate construction. Mount to 4 in. square box.	Brown	HBL415H	HBL420H
	Gray	-	HBL420HGY
	Ivory	HBL415HI	HBL420HI
	Red	HBL415HR	HBL420HR
	White	HBL415HW	HBL420HW

Note: See page A-23 for additional information on 4-PLEX devices.

4-PLEX® Receptacles Over Size Robertson/Slotted Head Terminal Screws



15A 125V
NEMA 5-15R
UL CSA
0.5 HP



20A 125V
NEMA 5-20R
UL CSA
1 HP

Description	Color	Catalog Number	
Specification grade.	Black	HBL415BK	HBL420BK
	Brown	HBL415	HBL420
	Gray	HBL415GY	HBL420GY
	Ivory	HBL415I	HBL420I
	White	HBL415W	HBL420W
Isolated ground ^A .	Orange	IG415	IG420
Surge suppression.	Blue	HBL415S	HBL420S
	Ivory	HBL415IS	HBL420IS

Note: ^ASee section M for additional information on isolated ground devices.

Horsepower ratings are AC only.

4-PLEX Receptacles are of a non-metallic design. Product is supplied with isolated ground symbol stickers. Apply if needed. Mounts to 4-inch square box.

4-PLEX® Accessories

Description	Color	Catalog Number
4-PLEX adapter plates for 1- and 2-gang, device boxes.	Blue	HBL4APBL
	Brown	HBL4AP
	Gray	HBL4APGY
	Ivory	HBL4API
	Orange	HBL4APO
	Red	HBL4APR
4-PLEX Portable Box, 4 in. (101.6) square box with cord grip. Accepts up to .66 in. (16.8) diameter cord.	White	HBL4APW
	Black	HBL4PBBK
	Brown	HBL4PB
	Ivory	HBL4PBI

Note: 4-PLEX Box is not UL listed or CSA Certified. UL listing does not apply when 4-PLEX Receptacle is used with 4-PLEX Box in extension cord application. Supplied with one cord clamp.



Products at a Glance



Hospital Grade Plugs and Connectors

- Hospital Grade with green dot symbol
- Powerful offsetting cord grips clamp on individual conductors
- Transparent angled wiring entrance holes permit "straight in" conductor insertion
- Valise® devices have unique patented clamp type terminals, provide a superior electrical connection



Heavy Duty Insulgrip® Plugs and Connectors

- Beveled housing prevents snagging
- Integral VARI-SIZE® insert adjusts to a wide range of cord sizes: .23 to .72 inch (5.8 to 18.3).
- Individually molded face for each blade configuration keeps debris out of plug interior
- Ribbed nylon housing is impact and chemical resistant



Watertight and Dust Tight Devices

- Multiple "U-Drive" fast lead body assembly screws
- Color coded Kellems GOTCHA® rings provide increased cord retention
- Powerful nylon cord grip prevents strain on terminals
- Dust and moisture seal keeps out liquids, metal filings and other foreign materials
- Closure plug seals connector body when disconnected from plug



Features and Benefits

Insulgrip® 15 and 20 Ampere Plugs and Connector Bodies

Insulgrip products are synonymous with Hubbell's ongoing commitment to discovering ways to make products safer and last longer.

By encasing wiring devices in tough nylon housings, Insulgrip devices ensure high impact, heat, and chemical resistance while insulating current-carrying components from the user for maximum safety.

- The Insulgrip's cord gripping design clamps conductors, not just the cable jacket, making it the industry's most powerful cord grip with superior strain relief.
- Each Insulgrip device is manufactured with roomy, separate wiring chambers to insulate conductors and an individually molded face to keep out dust and debris that can cause contamination over time.



HBL5266C



HBL5269C



Housing Design

- Ribbed nylon housing provides a secure grip that's impact and chemical resistant
- Beveled housing prevents snagging when dragged across uneven surfaces
- Individually molded face for each blade configuration keeps debris out of plug interior



Internal Design

- Powerful cord grips clamp on individual conductors and outer cord jacket to prevent strain on terminations
- Individual wiring terminals are completely enclosed in their own separate chambers



Cord Range

- Integral VARI-SIZE® insert adjusts to a wide range of cord sizes: .230"-.720" (5.8-18.3)
- VARI-SIZE® pointer set to "smaller than gauge" position. Cord diameter range is .230"-.360" (5.8-9.0). Accepts slotted and Phillips head drivers



Assembly

- Multiple drive screw heads provide screwdriver versatility. Pocketed recess for cord grip screws deters slippage of the screwdriver



Identification

- Catalog number is visible on the device while in use for easy identification



Visual Verification

- Transparent angled wiring entrance holes permit "straight in" conductor insertion and quick visual verification for terminations



Features and Benefits

Valise® Plugs and Connector Bodies

Hubbell Valise plugs go together in seconds but stay together securely for reliable long-term operation. Eight loadbearing, locking lugs in the impact- and crush-resistant nylon body assure a positive grip. Devices feature patented “wire bundling” terminals that are easy to wire and provide positive, reliable terminations



HBL5965VY



Housing Design

- Removable cord inserts to accommodate a wide range of cord sizes, .220"-.660" (5.6-16.8)
- Powerful cord grips prevent conductor slippage and strain on wiring terminals
- Eight specially designed load bearing locking lugs insure a positive fit as the blade holder and sides are closed



Internal Design

- Unique patented clamp-type terminals provide a superior electrical connection by “bundling” the conductor strands when clamps are tightened
- Nylon webs are provided to make wiring quick and easy during assembly
- Two captive multiple drive assembly screws

Elastogrip® High Visibility Yellow Plugs and Connectors

Hubbell straight blade devices, female connector body, Elastogrip watertight, industrial/commercial grade, 2-pole 3-wire grounding, 15A 125V, NEMA 5-15R, yellow, single pack. Tough nylon body provides superior resistance in harsh abusive environments. IP55 suitability when closure plug inserted or when installed and used properly with mating watertight plug.



HBL15W47



Watertight Plug Housing Design

- Thermoplastic elastomer housing resists weathering caused by ultraviolet rays and ozone better than rubber; also oil and chemical resistant
- Nylon compression nut keeps water and dust from getting into the body around the cord



Watertight Plug Internal Design

- Three separate transparent wiring chambers allow for visual inspection
- Multiple drive “U-Drive” fast lead body assembly screws
- Neoprene bushing keeps water and dust out
- Color coded Kellems GOTCHA® rings provide increased cord retention



Watertight Connector Housing Design

- Closure plug seals connector body when disconnected from plug
- Integral weatherproofing shroud seals connection between plug and connector



Watertight Connector Internal Design

- Pretensioned “bypass” design female contacts for abuse resistance and reliability
- Nylon compression nut keeps water and dust from getting into the body around the cord



Dust Tight Plug Housing Design

- Thermoplastic elastomer housing
- Powerful nylon cord grip prevents strain on terminals



Dust Tight Plug Internal Design

- Multiple drive “U-Drive” fast lead body assembly screws
- Dust and moisture seal keeps out liquids, metal filings and other foreign materials



HBL8215C




HBL8215CAT



HBL8115V



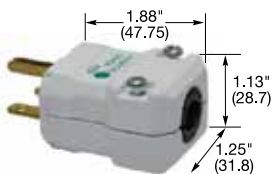
HBL8219C



HBL8219CT



HBL8119V



HBL8666V

IP20
SUITABILITY



15A 125V
NEMA 5-15P
UL CSA



20A 125V
NEMA 5-20P
UL CSA

Hospital Grade Plugs

Insulgrip®

Description	Cord Diameter	Catalog Number	
Black and white nylon.	.230"-.720" (5.8-18.3)	HBL8215C	HBL8315C
Transparent housing.	.230"-.720" (5.8-18.3)	HBL8215CT	HBL8315CT
8 position angle plug, transparent housing.	.250"-.655" (6.4-16.6)	HBL8215CAT*	HBL8315CAT*

Valise®

Description	Cord Diameter	Catalog Number	
White nylon.	.300"-.660" (7.6-16.8)	HBL8115V	HBL8364V
Insulation displacement, white nylon.	.300"-.360" (7.6-9.1)	HBL8013V*	-

IP20
SUITABILITY



15A 125V
NEMA 5-15R
UL CSA
0.5 HP



20A 125V
NEMA 5-20R
UL CSA
1 HP

Hospital Grade Connector Bodies

Insulgrip®

Description	Cord Diameter	Catalog Number	
Black and white nylon.	.230"-.720" (5.8-18.3)	HBL8219C	HBL8319C
Transparent housing.	.230"-.720" (5.8-18.3)	HBL8219CT	HBL8319CT

Valise®

Description	Cord Diameter	Catalog Number	
White nylon.	.300"-.660" (7.6-16.8)	HBL8119V	-

Note: *Not Fed. Spec. Listed.
See page A-47 for accessories.

IP20
SUITABILITY



15A 250V
NEMA 6-15P
UL CSA
1.5 HP



20A 250V
NEMA 6-20P
UL CSA
2 HP

Hospital Grade Plugs

Valise®

Description	Cord Diameter	Catalog Number	
Valise plug, white nylon.	.300"-.660" (7.6-16.8)	HBL8666V	HBL8464V

Note: HP ratings listed above are based on 208 to 240V AC only.



15A 250V
NEMA 6-15R
UL CSA
1.5 HP



20A 250V
NEMA 6-20R
UL CSA
2 HP

Hospital Grade Connector Bodies

Valise®

Description	Cord Diameter	Catalog Number	
White nylon.	.300"-.660" (7.6-16.8)	-	HBL8469V

Dimensions in Inches (mm)



15A 125V
NEMA 5-15P
UL CSA




20A 125V
NEMA 5-20P
UL CSA

IP20
SUITABILITY

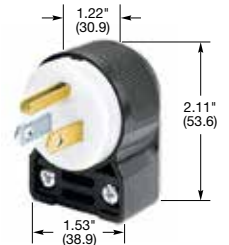
Plugs

Insulgrip®

Description	Cord Diameter	Catalog Number	
Black and white nylon.	.230"-.720" (5.8-18.3)	HBL5266C	HBL5366C
Blue and white nylon.	.230"-.720" (5.8-18.3)	HBL5266CBL	-
Black nylon extra large cord clamp.	.360"-.720" (9.1-18.3)	HBL5266EBK	HBL5366EBK
Corrosion resistant yellow nylon.	.230"-.720" (5.8-18.3)	HBL52CM66C	HBL53CM66C
8-position angle plug, black and white nylon.	.325"-.655" (8.3-16.6)	HBL5266CA	HBL5366CA
8-position angle plug, transparent enclosure.	.325"-.655" (8.3-16.6)	HBL5266CAT	-
Anchor lock, black and white nylon.	.230"-.720" (5.8-18.3)	HBL5280C*	-
Anchor lock, corrosion resistant yellow nylon.	.230"-.720" (5.8-18.3)	HBL52CM80C*	-
Finger grip, black neoprene, combination screws. CSA only.	.31"-.43" (7.9-10.9)	HBL5921	-
Fusible, black vinyl housing, slotted screws. CSA only.	.296"-.625" (7.5-15.9)	HBL5299	-



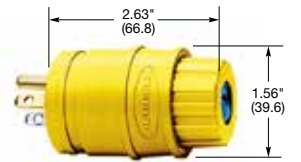
HBL5266C



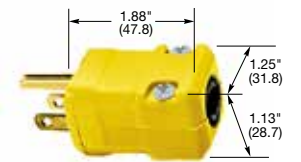
HBL5266CA



HBL1447



HBL14W47



HBL5965VY

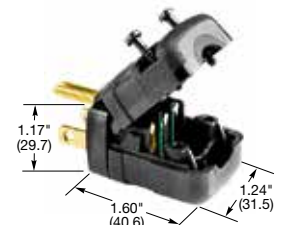
Elastogrip®

Description	Cord Diameter	Catalog Number	
Yellow elastomer, dust tight. IP20 and IP55 SUITABILITY.	.300"-.655" (7.6-16.6)	HBL1447	HBL1433
Yellow elastomer, watertight. IP20 and IP55 SUITABILITY.	.300"-.655" (7.6-16.6)	HBL14W47**	HBL14W33**
Yellow elastomer, watertight. IP65, 66, 67 SUITABILITY.	.375"-.625" (9.5-15.9)	HBL14W47A	HBL14W33A

IP20
SUITABILITY

Valise®

Description	Cord Diameter	Catalog Number	
Yellow nylon.	.220"-.660" (5.6-16.8)	HBL5965VY	HBL5364VY
Black nylon.	.220"-.660" (5.6-16.8)	HBL5965VBLK	HBL5364VBK
Gray nylon.	.220"-.660" (5.6-16.8)	HBL5965VGY	-
Orange nylon, sold in bulk pack of 50.	.220"-.660" (5.6-16.8)	HBL515PVO	-
Insulation displacement terminals, black nylon.	.230"-.360" (5.8-9.1)	HBL5966VBLK	-
Insulation displacement terminals, yellow nylon.	.230"-.360" (5.8-9.1)	HBL5966VY	-



HBL5966VBLK


Note: *UL Component Listed only. Not for general use applications.

**Watertight plugs IP55 suitability when installed and used properly with mating Elastogrip watertight connector bodies.

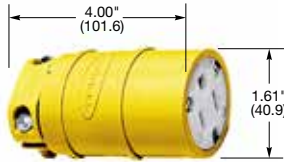
Horsepower ratings listed are AC only.

See page A-47 for accessories.

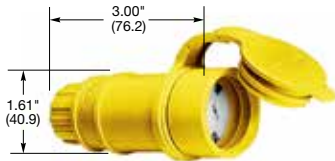
Dimensions in Inches (mm)



HBL5269C



HBL1547



HBL15W47



HBL5969VY



HBL5963VY



Dimensions in Inches (mm)

IP20
SUITABILITY



15A 125V
NEMA 5-15R
UL CSA
0.5 HP



20A 125V
NEMA 5-20R
UL CSA
1 HP

Connector Bodies

Insulgrip®

Description	Cord Diameter	Catalog Number	
Black and white nylon.	.230"-.720" (5.8-18.3)	HBL5269C	HBL5369C
Blue and white nylon.	.230"-.720" (5.8-18.3)	HBL5269CBL	-
Black nylon extra large cord clamp.	.360"-.720" (9.1-18.3)	HBL5269EBK	HBL5369EBK
Corrosion resistant yellow nylon.	.230"-.720" (5.8-18.3)	HBL52CM69C	HBL53CM69C

Note: See page A-47 for accessories.

Elastogrip®

Description	Cord Diameter	Catalog Number	
Yellow elastomer, dust tight. IP20 and IP55 SUITABILITY.	.300"-.655" (7.6-16.6)	HBL1547	HBL1533
Yellow elastomer, watertight. IP20 and IP55 SUITABILITY.	.300"-.655" (7.6-16.6)	HBL15W47*	HBL15W33*
Yellow elastomer, watertight. IP65, 66, 67 SUITABILITY.	.375"-.625" (9.5-15.9)	HBL15W47A	HBL15W33A

IP20
SUITABILITY

Valise®

Description	Cord Diameter	Catalog Number	
Yellow nylon.	.220"-.660" (5.6-16.8)	HBL5969VY	HBL5369VY
Black nylon.	.220"-.660" (5.6-16.8)	HBL5969VBLK	HBL5369VBK
Gray nylon.	.220"-.660" (5.6-16.8)	HBL5969VGY	-
Orange nylon, sold in bulk pack of 50.	.220"-.660" (5.6-16.8)	HBL515CVO	-
Insulation displacement terminals, black nylon.	.230"-.360" (5.8-9.1)	HBL5963VBK	-
Insulation displacement terminals, yellow nylon.	.230"-.360" (5.8-9.1)	HBL5963VY	-

Note: *Watertight connectors IP55 suitability when closure plug inserted or when installed and used properly with mating Elastogrip watertight plug.
Connector bodies are not HP rated.
See page A-47 for accessories.

For quick visual identification of circuits or configurations.

Colored Cord Clamps*

Description	Color	Catalog Number
For use with 15A and 20A, 2 pole/3 wire, insulgrip plugs and connectors with cord diameter range of .230"-.720" (5.8-18.3) only.	Blue	HBLCORDCLAMPBL
	Green	HBLCORDCLAMPGN
	Orange	HBLCORDCLAMPOR
	Purple	HBLCORDCLAMPPP
	Red	HBLCORDCLAMPR
	Yellow	HBLCORDCLAMPY

Note: *Clamp only. Contains no screws. Order in increments of 10. Not UL Listed or CSA Certified.



15A 125V
NEMA 5-15P
UL CSA



20A 125V
NEMA 5-20P
UL CSA

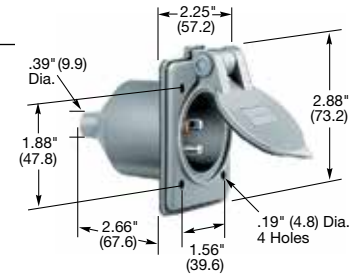
Flanged Inlets

Description	Catalog Number	
Nylon casing, back wired.	HBL5278C	HBL5378C
Weatherproof, gray, with lift cover and multiple drive screws.	HBL61CM64	-
Weatherproof, black, with lift cover and boot, multiple drive screws.	HBL61CM64BK	-
Stainless steel flange, phenolic body, miniature style, for molded on connectors only, multiple drive screws.	HBL5240*	-

Note: *Specially designed to accept "molded-on" connector bodies. Catalog number HBL5240 will not accept re-wireable size connector bodies listed in this catalog or molded connectors having a "rejection obstruction" as required by Underwriters Laboratories Inc. standard #817 cord sets and power supply cords" effective 7/1/81. See pages A-46 and A-47 for accessories.



HBL5278C



HBL61CM64



15A 125V
NEMA 5-15R
UL CSA
0.5 HP



20A 125V
NEMA 5-20R
UL CSA
1 HP

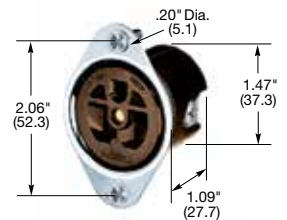
Flanged Receptacles

Description	Catalog Number	
Nylon casing, back wired.	HBL5279C	HBL5379C
Stainless steel flange, phenolic body, covered terminals, multiple drive screws.	HBL5279	-
Stainless steel flange, brown phenolic (mounting screws packed separately).	HBL5256	-
Weatherproof, gray nylon, with lift cover and boot, multiple drive screws.	-	HBL61CM65**

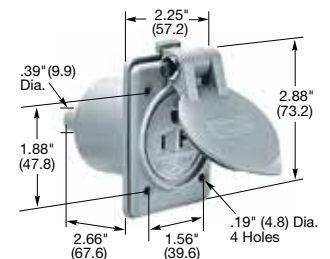
Note: **Not CSA Certified. See pages A-46 and A-47 for accessories.



HBL5279C




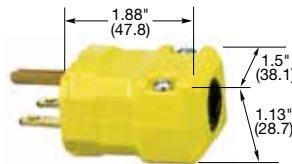

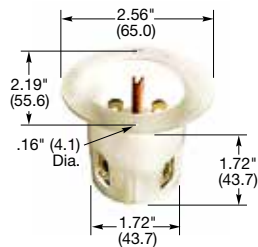
HBL5256



HBL61CM65

Dimensions in Inches (mm)


HBL5666C

HBL5669C

HBL5666CA

HBL5666VY

HBL5669VY

HBL5678C


Dimensions in Inches (mm)

Plugs

Description	Cord Diameter	Catalog Number	
Insulgrip® Plug, black and white nylon.	.230"-.720" (5.8-18.3)	HBL5666C	HBL5466C
Insulgrip® Plug, corrosion resistant, yellow nylon.	.230"-.720" (5.8-18.3)	HBL566CM66C	HBL546CM66C
8-Position Insulgrip® Angle Plug, black and white nylon.	.325"-.655" (8.3-16.6)	HBL5666CA	HBL5466CA
Valise® Plug, yellow nylon.	.220"-.660" (5.6-16.8)	HBL5666VY	HBL5464VY



Connector Bodies

Description	Cord Diameter	Catalog Number	
Insulgrip® Connector Body, black and white nylon, multiple drive screws.	.230"-.720" (5.8-18.3)	HBL5669C	HBL5469C
Valise® Connector Body, yellow nylon.	.220"-.660" (5.6-16.8)	HBL5669VY	HBL5469VY

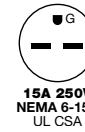


Note: See page A-47 for accessories.

Insulgrip® Flanged Inlets

Description	Catalog Number	
Nylon casing, back wired.	HBL5678C	HBL5478C

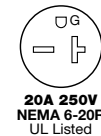
Note: Flanged inlets are not HP rated. See page A-47 for accessories.



Flanged Receptacles

Description	Catalog Number	
Nylon casing, multiple drive screws.	HBL5679C	HBL5479C
Stainless steel flange, brown phenolic housing (mounting screws packaged separately).	HBL5656	-

Note: Connector bodies are not HP rated. See pages A-46 and A-47 for accessories.



For quick visual identification of circuits or configurations.

Colored Cord Clamps*

Description	Color	Catalog Number
For use with 15A and 20A, 2 pole/3 wire, insulgrip plugs and connectors with cord diameter range of .230"-.720" (5.8-18.3) only.	Blue	HBLCORDCLAMPBL
	Green	HBLCORDCLAMPGN
	Orange	HBLCORDCLAMPOR
	Purple	HBLCORDCLAMPP
	Red	HBLCORDCLAMP R
	Yellow	HBLCORDCLAMPY

Note: *Clamp only. Contains no screws. Order in increments of 10. Not UL Listed or CSA Certified.

Straight Blade Devices



15A, 125V, 2 Pole, 2 Wire Non-Grounding, Valise® Plugs

IP20
SUITABILITY




15A 125V
NEMA 1-15R
UL CSA
0.5 HP

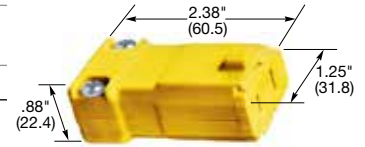


15A 125V
NEMA 1-15P
UL CSA
0.5 HP

Description	Cord Diameter	Catalog Number
Yellow nylon, non-polarized.	.218"-.385" (5.5-9.8)	- HBL5865VY
Yellow nylon, polarized.	.218"-.385" (5.5-9.8)	- HBL5866VY
Black nylon, polarized.	Type 17/2 "SVT" cord	- HBL5867VBLK



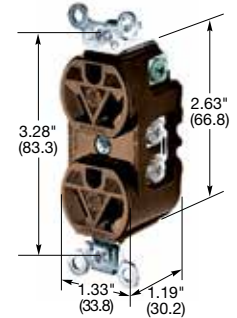
HBL5865VY



HBL5866VY

Valise® Connector Bodies

Description	Cord Diameter	Catalog Number
Yellow nylon.	.218"-.385" (5.5-9.8)	HBL5869VY -



HBL5302



15A, 277V AC, 2 Pole, 3 Wire Grounding, Plugs

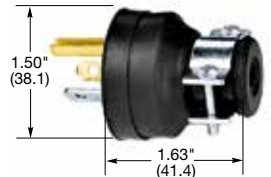


15A 277V AC
NEMA 7-15R
UL CSA
2 HP



15A 277V AC
NEMA 7-15P
UL CSA
2 HP

Description	Cord Diameter	Catalog Number
Finger grip, black elastomer.	.31"-.43" (7.9-10.9)	- HBL5929*



HBL5929

Receptacles and Connector Bodies

Description	Cord Diameter	Catalog Number
Receptacle, flush duplex, brown, back and side wired.	-	HBL5302 -
Connector Body, phenolic and steel body.	.296"-.625" (7.5-15.9)	HBL5324 -

Note: *Not UL Listed.
Horsepower ratings are AC only.
See pages A-46 and A-47 for accessories.



20A, 250V, 2 Pole, 2 Wire Non-Grounding, Valise® Plugs

IP20
SUITABILITY



20A 250V
NEMA 2-20R
UL Listed
2 HP



20A 250V
NEMA 2-20P
UL Listed
2 HP

Description	Cord Diameter	Catalog Number
Yellow nylon.	.220"-.660" (5.6-16.8)	- HBL9758VY

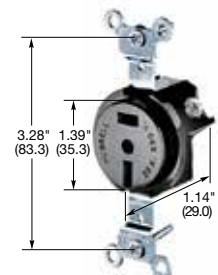


HBL9758VY

Receptacle, Single

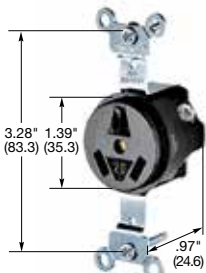
Description	Catalog Number
Black phenolic.	HBL5552B -

Note: Horsepower ratings are AC only and apply to plugs and receptacles only.
See pages A-46 and A-47 for accessories.



HBL5552B

Dimensions in Inches (mm)



HBL6810



**20A, 125/250V,
3 Pole, 3 Wire Non-Grounding,
Receptacles and Plugs**

IP20
SUITABILITY



**20A 125V/250V
NEMA 10-20R**
UL Listed
2(1) HP



**20A 125V/250V
NEMA 10-20P**
UL Listed
2(1) HP

Description	Cord Diameter	Catalog Number
Receptacle, black phenolic.	-	HBL6810
Plug, Insulgrip®, nylon.	.385"-.780" (9.8-19.8)	HBL9977C

*Note: Horsepower ratings listed above are AC only.
Horsepower ratings not in parentheses are phase to phase (208 to 240V AC).
Those in parentheses are phase to neutral (120V AC).
See pages A-46 and A-47 for accessories.*



HBL9977C



**20A, 125/250V,
3 Pole, 4 Wire Grounding,
Receptacles and Plugs**

IP20
SUITABILITY




**20A 125V/250V
NEMA 14-20R**
UL CSA
2(1) HP



**20A 125V/250V
NEMA 14-20P**
UL CSA
2(1) HP

Description	Cord Diameter	Catalog Number
Receptacle, black nylon body, back and side wired.	-	HBL8410
Plug, nylon, angle 4-position.	.390"-.775" (9.9-19.7)	HBL8411C

Note: See pages A-46 and A-47 for accessories.



HBL8410



**20A, 3Ø 250V AC,
3 Pole, 4 Wire Grounding,
Receptacles and Plugs**

IP20
SUITABILITY



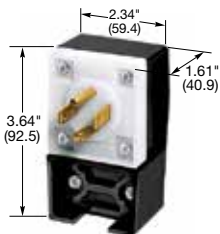
**20A 3Ø 250V AC
NEMA 15-20R**
UL CSA
3 HP



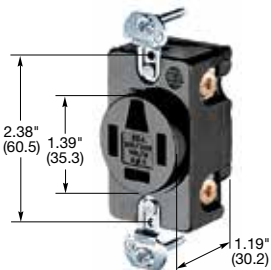
**20A 3Ø 250V AC
NEMA 15-20P**
UL CSA
3 HP

Description	Cord Diameter	Catalog Number
Receptacle, black nylon body, back and side wired.	-	HBL8420
Plug, nylon, angle 4-position.	.390"-.775" (9.9-19.7)	HBL8421C

*Note: Horsepower ratings listed above are AC only.
Horsepower ratings not in parentheses are phase to phase (208 to 240V AC).
Horsepower ratings in parentheses are phase to neutral (120V AC).
See pages A-46 and A-47 for accessories.*



HBL8411C



HBL7250



**20A, 3ØY 120/208V AC,
4 Pole, 4 Wire Non-Grounding,
Receptacles and Plugs**

IP20
SUITABILITY



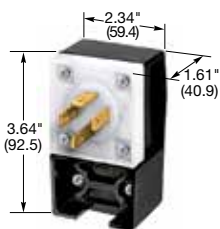
**20A 3ØY 120/208V AC
NEMA 18-20R**
UL Listed
2 HP



**20A 3ØY 120/208V AC
NEMA 18-20P**
UL Listed
2 HP

Description	Cord Diameter	Catalog Number
Receptacle, black nylon body.	-	HBL7250
Plug, nylon, angle, 4-position.	.390"-.775" (9.9-19.7)	HBL7251C

*Note: Horsepower ratings are phase to phase (208 to 240V AC).
Weatherproof boots for plugs not available.
See pages A-46 and A-47 for accessories.*



HBL7251C


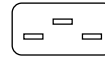
Dimensions in Inches (mm)



Receptacle IEC 320 Compatible

Description	Catalog Number
20/16A 250V AC IEC straight blade.	H320R
For Ring Terminal connection.	H320RRT*

Note: *Not UL Listed.




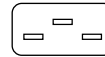
H320R



Connectora

IP20
SUITABILITY

Description	Catalog Number
20/16A 250V AC IEC straight blade.	H320C




H320C



Plug IEC 320 Compatible

IP20
SUITABILITY

Description	Catalog Number
20/16A 250V AC IEC straight blade.	H320P


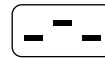


H320P




Inlets

Description	Catalog Number
20/16A 250V AC IEC straight blade.	H320B
20/16A 250V AC IEC straight blade with retention clamp.	H320BL



H320B



H320BL

Dimensions in Inches (mm)



UGRO20231



Accepter® Hazardous Location Receptacles



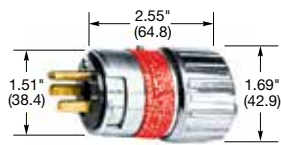
15A 125V
NEMA 5-15R
UL CSA
0.5 HP



20A 125V
NEMA 5-20R
UL CSA
1 HP

Description	Catalog Number
Explosion and dust ignition proof. Class I, Div. 1 & 2, Groups C, D Class II, Div. 1 & 2, Groups F, G Class III NEMA® 3, 7 B C D, 9 F G	- UGRO20231 - UGRA20231*

*Note: *UGRA version includes an adapter plate for mounting to Crouse-Hinds® EDS series and Appleton® EFD series back boxes.
UL Listed for Class 1, Div. 2, Groups B, C, D.*



UGP15231



Accepter® Hazardous Location Plugs




15A 125V
NEMA 5-15P
UL CSA



20A 125V
NEMA 5-20P
UL CSA

Description	Catalog Number
Explosion and dust ignition proof. Class I, Div. 1 & 2, Groups B, C, D Class II, Div. 1 & 2, Groups E, F, G Class III NEMA® 3, 7 B C D, 9 F G	UGP15231 UGP20231



SWB1

SWB Series Boxes

Hub Size	1-Gang Dead End	1-Gang Feed Thru
½ in. NPT	SWB1	SWB4
¾ in. NPT	SWB2	SWB5
Class I, Div. 1 & 2, Groups C, D Class II, Div. 1 & 2, Groups E, F, G Class III NEMA® 7 C D, 9 E F G		

Note: SWB series boxes will only accommodate Accepter Series receptacles, not standard weatherproof covers.



SWB5

30A, 125V, 2 Pole, 3 Wire Grounding, Receptacles and Plugs

IP20
SUITABILITY




30A 125V
NEMA 5-30R
UL CSA
2 HP



30A 125V
NEMA 5-30P
UL CSA
2 HP

Description	Cord Diameter	Catalog Number
Receptacle, black RTP.	-	HBL9308
Receptacle, orange, isolated ground ^A .	-	IG9308
Plug, nylon, angle, 4-position.	.625"-1.187" (15.9-30.1)	- HBL9309*



HBL9308

30A, 125V, 2 Pole, 3 Wire Grounding, Receptacles and Plugs

IP20
SUITABILITY

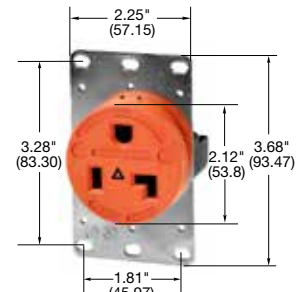


30A 125V
NEMA TT-30R
UL Listed
2 HP



30A 125V
NEMA TT-30P
UL Listed
2 HP

Description	Cord Diameter	Catalog Number
Receptacle, black RTP. Travel Trailer use only.	-	HBLTT30R
Plug, nylon, angle. Travel Trailer use only.	.625"-1.187" (15.9-30.1)	- HBLTT30P



IG9308

30A, 250V, 2 Pole, 3 Wire Grounding, Receptacles and Plugs

IP20
SUITABILITY

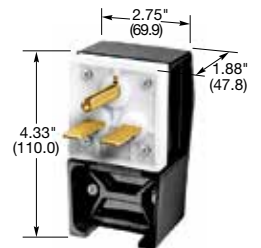


30A 250V
NEMA 6-30R
UL CSA
2 HP



30A 250V
NEMA 6-30P
UL CSA
2 HP

Description	Cord Diameter	Catalog Number
Receptacle, black RTP.	-	HBL9330
Receptacle, orange, isolated ground ^A .	-	IG9330
Plug, nylon, angle, 4-position	.625"-1.187" (15.9-30.1)	- HBL9331*



HBL9331

30A, 277V AC, 2 Pole, 3 Wire Grounding, Receptacles and Plugs

IP20
SUITABILITY



30A 277V AC
NEMA 7-30R
UL CSA
3 HP



30A 277V AC
NEMA 7-30P
UL CSA
3 HP

Description	Cord Diameter	Catalog Number
Receptacle, black RTP.	-	HBL9315
Plug, nylon, angle, 4-position.	.625"-1.187" (15.9-30.1)	- HBL9319*



HBL9395

30A, 125/250V, 3 Pole, 3 Wire Non-Grounding, Receptacles and Plugs

IP20
SUITABILITY

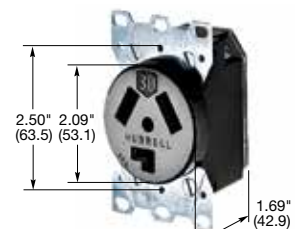


30A 125/250V
NEMA 10-30R
UL Listed
2(2) HP



30A 125/250V
NEMA 10-30P
UL Listed
2(2) HP


Description	Cord Diameter	Catalog Number
Receptacle, black phenolic.	-	HBL9350
Receptacle, surface mount aluminum housing.	-	HBL9395
Plug, Insulgrip®, nylon.	.625"-1.00" (15.9-25.4)	- HBL9337C
Plug, nylon, angle, 4-position.	.625"-1.187" (15.9-30.1)	- HBL9333



HBL9350

Note: RTP is an abbreviation for reinforced thermoplastic polyester.
^ASee section M for additional information on isolated ground devices.
 *Not Fed. Spec. Listed.
 See page A-48 for accessories.

Dimensions in Inches (mm)



HBL9430A

30A, 125/250V, 3 Pole, 4 Wire Grounding, Receptacles and Plugs

IP20
SUITABILITY

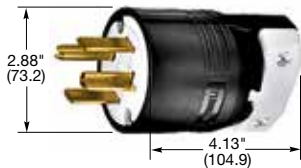


**30A 125/250V
NEMA 14-30R
2(2) HP**



**30A 125/250V
NEMA 14-30P
2(2) HP**

Description	Cord Diameter	Catalog Number	
Receptacle, black RTP.	-	HBL9430A	-
Plug, nylon.	.625"-1.310" (15.9-33.3)	-	HBL9431C
Plug, nylon, angle, 4-position.	.625"-1.310" (15.9-33.3)	-	HBL9432C



HBL9431C

30A, 3Ø 250V AC, 3 Pole, 4 Wire Grounding, Receptacles and Plugs

IP20
SUITABILITY



**30A 3Ø 250V AC
NEMA 15-30R
3 HP**



**30A 3Ø 250V AC
NEMA 15-30P
3 HP**

Description	Cord Diameter	Catalog Number	
Receptacle, black RTP.	-	HBL8430A	-
Plug, nylon.	.625"-1.310" (15.9-33.3)	-	HBL8431C
Plug, nylon, angle, 4-position	.625"-1.310" (15.9-33.3)	-	HBL8432C



HBL9432C



30A, 3ØY 120/208V AC, 4 Pole, 4 Wire Non-Grounding, Receptacles and Plugs

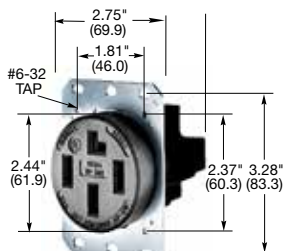
IP20
SUITABILITY



**30A 3ØY
120/208V AC
NEMA 18-30R
UL Listed
3 HP**



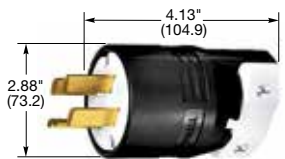
**30A 3ØY
120/208V AC
NEMA 18-30P
UL Listed
3 HP**



HBL8330A

Description	Cord Diameter	Catalog Number	
Receptacle, black RTP.	-	HBL8330A	-
Plug, nylon.	.625"-1.310" (15.9-33.3)	-	HBL8331C

*Note: RTP is an abbreviation for reinforced thermoplastic polyester.
See page A-49 for accessories.*



HBL8331C

Dimensions in Inches (mm)

50A, 125V, 2 Pole, 3 Wire Grounding, Receptacles and Plugs

IP20
SUITABILITY




50A 125V
NEMA 5-50R
UL CSA
2 HP



50A 125V
NEMA 5-50P
UL CSA
2 HP

Description	Cord Diameter	Catalog Number	
Receptacle, black RTP.	-	HBL9360	-
Plug, nylon, angle, 4-position.	.625"-1.187" (15.9-30.2)	-	HBL9361



HBL9361

50A, 250V, 2 Pole, 3 Wire Grounding, Receptacles and Plugs

IP20
SUITABILITY




50A 250V
NEMA 6-50R
UL CSA
3 HP



50A 250V
NEMA 6-50P
UL CSA
3 HP

Description	Cord Diameter	Catalog Number	
Receptacle, black RTP.	-	HBL9367	-
Plug, nylon, angle, 4-position.	.625"-1.187" (15.9-30.2)	-	HBL9368



HBL9367

50A, 277V AC, 2 Pole, 3 Wire Grounding, Receptacles and Plugs

IP20
SUITABILITY

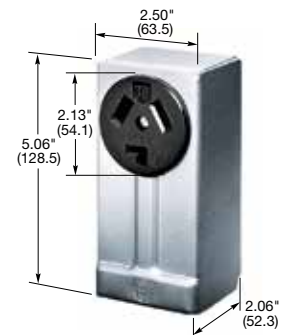


50A 277V AC
NEMA 7-50R
UL CSA
5 HP



50A 277V AC
NEMA 7-50P
UL CSA
5 HP

Description	Cord Diameter	Catalog Number	
Receptacle, black RTP.	-	HBL9365	-
Plug, nylon, angle, 4-position.	.625"-1.187" (15.9-30.2)	-	HBL9379



Representative of surface mount receptacle

50A, 125/250V, 3 Pole, 3 Wire Non-Grounding, Receptacles, Connector Body and Plugs

IP20
SUITABILITY




50A 125/250V
NEMA 10-50R
UL Listed
3(2) HP

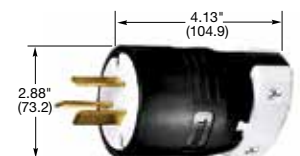


50A 125/250V
NEMA 10-50P
UL Listed
3(2) HP

Description	Cord Diameter	Catalog Number	
Receptacle, black phenolic.	-	HBL7962	-
Receptacle, surface mount aluminum housing.	-	HBL7940	-
Connector body, Insulgrip, nylon.	.625"-1.218" (15.9-30.9)	HBL7515C	-
Plug, Insulgrip, nylon.	.625"-1.218" (15.9-30.9)	-	HBL7513C
Plug, nylon, angle, 4-position.	.625"-1.187" (15.9-30.2)	-	HBL7977




HBL7515C



HBL7513C

Note: RTP is an abbreviation for reinforced thermoplastic polyester.
See page A-48 for accessories.


Dimensions in Inches (mm)




HBL9450A



HBL9451C



HBL9452C



HBL8350A

50A, 125/250V, 3 Pole, 4 Wire Grounding, Receptacles and Plugs

IP20
SUITABILITY



50A 125/250V
NEMA 14-50R
UL CSA
3(2) HP



50A 125/250V
NEMA 14-50P
UL CSA
3(2) HP

Description	Cord Diameter	Catalog Number
Receptacle, black RTP.	-	HBL9450A
Plug, nylon.	.625"-1.310" (15.9-33.3)	- HBL9451C
Plug, nylon, angle, 4-position.	.625"-1.310" (15.9-33.3)	- HBL9452C

50A, 3Ø 250V AC, 3 Pole, 4 Wire Grounding, Receptacles and Plugs

IP20
SUITABILITY



50A 3Ø 250V AC
NEMA 15-50R
UL CSA
7.5 HP



50A 3Ø 250V AC
NEMA 15-50P
UL CSA
7.5 HP

Description	Cord Diameter	Catalog Number
Receptacle, black RTP.	-	HBL8450A
Plug, nylon.	.625"-1.310" (15.9-33.3)	- HBL8451C
Plug, nylon, angle, 4-position.	.625"-1.310" (15.9-33.3)	- HBL8452C



50A, 3ØY 120/208V AC, 4 Pole, 4 Wire Non-Grounding, Receptacles and Plugs

IP20
SUITABILITY



50A 3ØY
120/208V AC
NEMA 18-50R
UL Listed
7.5 HP



50A 3ØY
120/208V AC
NEMA 18-50P
UL Listed
7.5 HP

Description	Cord Diameter	Catalog Number
Receptacle, black RTP.	-	HBL8350A
Plug, nylon, angle, 4-position.	.625"-1.310" (15.9-33.3)	- HBL8352C

*Note: RTP is an abbreviation for reinforced thermoplastic polyester.
See page A-49 for accessories.*

Dimensions in Inches (mm)

60A, 125/250V, 3 Pole, 4 Wire Grounding, Receptacles and Plugs

IP20
SUITABILITY




**60A 125/250V
NEMA 14-60R
UL CSA
3(2) HP**



**60A 125/250V
NEMA 14-60P
UL CSA
3(2) HP**

Description	Cord Diameter	Catalog Number
Receptacle, black RTP.	-	HBL9460A
Plug, nylon.	.625"-1.310" (15.9-33.3)	- HBL9461C
Plug, nylon, angle, 4-position.	.625"-1.310" (15.9-33.3)	- HBL9462C



HBL9460A

60A, 3Ø 250V AC, 3 Pole, 4 Wire Grounding, Receptacles and Plugs

IP20
SUITABILITY



**60A 3Ø 250V AC
NEMA 15-60R
UL CSA
10 HP**



**60A 3Ø 250V AC
NEMA 15-60P
UL CSA
10 HP**

Description	Cord Diameter	Catalog Number
Receptacle, black RTP.	-	HBL8460A
Plug, nylon.	.625"-1.310" (15.9-33.3)	- HBL8461C
Plug, nylon, angle, 4-position.	.625"-1.310" (15.9-33.3)	- HBL8462C



HBL8461C



HBL8462C

60A, 3ØY 120/208V AC, 4 Pole, 4 Wire Non-Grounding, Receptacles and Plugs

IP20
SUITABILITY




**60A 3ØY
120/208V AC
NEMA 18-60R
UL Listed
7.5 HP**



**60A 3ØY
120/208V AC
NEMA 18-60P
UL Listed
7.5 HP**

Description	Cord Diameter	Catalog Number
Receptacle, black RTP.	-	HBL7301A
Plug, nylon.	.625"-1.310" (15.9-33.3)	- HBL7303C
Plug, nylon, angle, 4-position.	.625"-1.310" (15.9-33.3)	- HBL7302C



HBL7301A

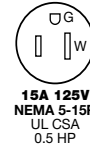
Note: RTP is an abbreviation for reinforced thermoplastic polyester.
See page A-49 for accessories.

Dimensions in Inches (mm)



Miscellaneous and Combination Receptacles

2 Pole, 3 Wire Grounding



Miscellaneous Receptacles



HBL5236

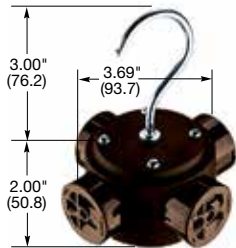


HBL5235

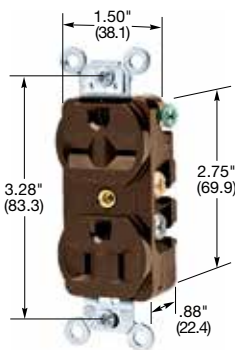
Description	Catalog Number
Receptacle, display type, brown phenolic with .060 in. brass plate and blank flush plug.	HBL5236
Replacement receptacle for HBL5236.	HBL5236M2
Replacement threaded plug for HBL5236.	HBL5236PLUG*
Receptacle, wooden floors, brown phenolic with .060 in. brass plate, blank flush plug and box.	HBL6236
Receptacle, clock hanger, brown with stainless steel plate.	HBL5235
Four outlet cluster, brown phenolic, steel cover, swivel hook. Cord grip range .296-.562 in. (7.5-14.3) cord not supplied.	HBL9259*

Note: *Not UL Listed or CSA certified.












Special Combination Duplex Receptacles



HBL9259



HBL5292

Description	Catalog Number
15A, 125V  Brown RTP, 1 feed, 1 return, back/side wired	HBL4792
 Brown RTP, 2 feeds, 1 return, side wired	HBL4794
15A, 125V  Brown RTP, 2 feeds, 2 returns, side wired	HBL4795
15A, 250V  Brown nylon face, 2 circuit, back and side wired	HBL5292
15A, 125V  Ivory nylon face, 2 circuit, back and side wired	HBL5292I
20A, 250V  Brown nylon face, 2 circuit, back and side wired	HBL5492
 Ivory nylon face, 2 circuit, back and side wired	HBL5492I
20A, 125V  Brown RTP, 2 feeds, 1 return, common ground	HBL7371
10A, 250V  15A, 125V  Brown nylon, side and back wired	HBL5392
20A, 125V  <i>Note: This device will only accept 20A grounding plugs.</i>	

Note: RTP is an abbreviation for reinforced thermoplastic polyester.

*Not UL Listed or CSA certified.
See page A-46 for accessories.

Dimensions in Inches (mm)

Straight Blade Devices



Accessories

For 15 and 20 Ampere, 125 and 250 Volts and 277 Volts AC Devices



Wallplates, 1-Gang

Description	Color	Duplex Receptacles Catalog Number	Style Line® Receptacles Catalog Number	Single Receptacle Plate 1.40 in. (35.6) Dia. Catalog Number
Nylon, smooth.	Almond	NP8AL	NP26AL	NP7AL
	Black	NP8BK	NP26BK	NP7BK
	Brown	NP8	NP26	NP7
	Gray	NP8GY	NP26GY	NP7GY
	Ivory	NP8I	NP26I	NP7I
	Light Almond	NP8LA	NP26LA	NP7LA
	Office White	NP8OW	NP26OW	NP7OW
	Orange	NP8OR	-	-
	Red	NP8R	NP26R	NP7R
	White	NP8W	NP26W	NP7W
Stainless steel 302/304, .035 in. (0.9) horizontal brushed finish.		SS8	SS26	SS7
Brass .04 in. (1.0), horizontal brushed finish.		SB8	SB26	SB7
Aluminum .05 in. (1.3), horizontal brushed finish.		SA8	-	SA7



NP8



NP26I



SS7

Weatherproof Covers

Description	Duplex Receptacles Catalog Number	Single Receptacle Plate 1.40 in. (35.6) Dia. Catalog Number
RTP, gray, for FS/FD box mounting.	HBL5221	HBL7423WO
RTP, yellow, for FS/FD box mounting.	HBL52CM21	HBL74CM23WO
RTP, gray, for device mounting.	HBL5222	-
RTP, yellow, for device mounting.	HBL52CM22	-
Cast aluminum for FS/FD box mounting.	HBL5206WO	HBL7420
Cast aluminum for device mounting.	HBL5205WO	-

Note: All weatherproof plates are UL Listed for Wet Locations.
 Those with suffix WO are listed for use with cover open, all others with cover closed.
 RTP is an abbreviation for reinforced thermoplastic polyester.
 See section N for additional information on cover plates.



HBL52CM22



HBL5206WO



HBL7423WO

Dimensions in Inches (mm)



Accessories

For 15 and 20 Ampere, 125 and 250 Volts and 277 Volts AC Devices



WP1



IP44
SUITABILITY

Weatherproof Covers For Nylon Flanged Inlets and Flanged Receptacles

Description	Catalog Number
RTP, gray, for FS/FD box mounting.	WP1

*Note: RTP is an abbreviation for reinforced thermoplastic polyester.
See page N-23 for additional information on weatherproof covers.*



HBL6017

IP55*
SUITABILITY

Weatherproof Boots

Description	Catalog Number
Seal-Tite® triple seal, black elastomer cover for Insulgrip® plugs (HBL5266C style), when used in a cord set, and connector bodies (HBL5269C style), when used with flanged inlets.	HBL6017
Same as above except yellow.	HBL60CM17
Seal-Tite® triple seal black elastomer cover for Insulgrip® connector bodies when used in a cord set.	HBL6018
Same as above except yellow.	HBL60CM18
Closure plug, black.	HBL6019
Closure plug, yellow.	HBL60CM19

*Note: *IP55 when installed and used properly with mating components.
Boots are not UL Listed or CSA Certified.*



HBL60CM19
Shown with HBL6018



HLDMP

PLUGOUT® Device

Description	Catalog Number
Electrical plug lockout devices for 15 and 20A straight blade plugs.	HLDMP**
PLUGOUT® Lockout device for 20 and 30A Hubbell plugs and others.	HLD**

*Note: **Not UL Listed or CSA Certified.
See section Z for additional information on lockout devices.*



HLD

Inserts

Description	Catalog Number
Replacement cord grip inserts for Valise® device, (bag of 40).	HBLVCGBK**

*Note: **Not UL Listed or CSA Certified.*

Dimensions in Inches (mm)

Straight Blade Devices



Accessories

For 3 Wire 30 and 50 Ampere, 125 and 250 Volts and 277 Volts AC



Wallplates

Description	Color	Single Receptacle Plate 2.16 in. (54.9) Dia. Catalog Number
Nylon, smooth, 1-gang.	Black	NP724BK
Nylon, smooth, 2-gang.	Black	NP703BK
Aluminum, .05 in. (1.3), 1-gang, smooth horizontal brushed finish.		SA723
Stainless steel 302/304, .035 in. (0.9), 1-gang, smooth horizontal brushed finish.		SS723
Stainless steel 302/304, .035 in. (0.9), 2-gang, smooth horizontal brushed finish.		SS703



SS723



SS703



IP44
SUITABILITY

Weatherproof Lift Covers

Description	Catalog Number
Cast aluminum for FS/FD box mounting for 30A.	HBL9420
Cast aluminum for FS/FD box mounting for 50A.	HBL9425



HBL9420

PLUGOUT® Device

Description	Catalog Number
Electrical plug lockout device for 30, 50 and 60A devices.	HLD2

Note: See section Z for additional information on lockout devices.



HLD2

Dimensions in Inches (mm)



Accessories

For 4 Wire 30, 50 and 60 Ampere, 125/250 Volts, 3Ø 250 and 3ØY 120/208 Volts AC



SS701



Wallplates, 2-Gang

Description	Catalog Number
Single Receptacle Plate 2.48 in. (63.0) Dia.	SB701
Brass .04 in. (1.0), brushed, smooth.	SS701
Stainless steel 302/304, .035 in. (0.9), smooth horizontal brushed finish.	



HBL7777A



IP44
SUITABILITY

Weatherproof Lift Covers

Description	Catalog Number
RTP, gray, lift cover plate. Will fit FS/FD boxes having plate mounting hole 3.25 in. x 3.75 in. (82.5 x 95.2), centers. Only for use with receptacles on pages A-40 to A-43 with "A" suffix.	HBL7777A
Same as above except yellow.	HBL77CM77A

Note: RTP is an abbreviation for reinforced thermoplastic polyester.



HLD2

PLUGOUT® Device

Description	Catalog Number
Electrical plug lockout device for 30, 50 and 60A devices.	HLD2

Note: See section Z for additional information on lockout devices.

Dimensions in Inches (mm)



Technical Information

HBL® Extra Heavy Duty, Straight Blade Hospital Grade Duplex Receptacles



HBL8200GY

Specifications

Receptacles	Part	Description
Typical Specification – Catalog No. HBL8200	Receptacle	15A
Manufacturer’s Identification – Hubbell HBL8200	Top	PBT*
Description – Hospital Grade, Straight Blade Duplex Receptacle	Base	RTP**
Type – 2 Pole, 3 Wire, Grounding	By-Pass Power Contacts	.037 in. (.9) Brass – Nickel Finish
Rating – 15A, 125V	Clamping Plate	.031 in. (.8) Brass – Nickel Finish
Certification: UL Listed to UL 498 File E2186, Fed. Spec. WC596,	Mounting Strap	.050 in. (1.3) Brass – Nickel Finish
Hospital Grade, NEMA® WD-6 Compliant	Line Terminal Screws	#10-32 Silicone Bronze, Multiple Drive
Certified to CSA, C22.2, No. 42 File 285	Hex Head Grounding Screw	#10-32 (Green) Silicon Bronze, Multiple Drive
	Center Assembly Rivet	Silicon Bronze
	Automatic Self-Grounding Clip	Stainless Steel
	Flat Head Mounting Screws	Stainless Steel

Performance

Electrical	
Dielectric Voltage	Withstands 2,000V minimum.
Max. Working Voltage	125V or 250V as rated.
Current Interrupting	Certified for current interrupting at full rated current.
Temperature Rise	Max 30°C temperature rise at full rated current after 50 cycles of overload at 150% of rated current at a power factor of 75%.
Mechanical	
Terminal Identification	Terminals identified in accordance with UL 498 and CSA (Brass, White, Green).
Terminal Accommodation	#14-10 AWG stranded or solid copper conductor only.
Product Identification	Ratings are a permanent part of the device.
Environmental – Material	
Flammability	UL 94V-0 and UL 94-5 VA.
Operating Temperature	Maximum continuous 75°C; minimum -40°C (w/o impact).

Note: *Polybutylene Terephthalate.

**Reinforced Thermoplastic Polyester.



Technical Information

HBL® Extra Heavy Duty, Straight Blade Specification Grade Duplex Receptacles



HBL5262

Specifications

Receptacles	Part	Description
Typical Specification – Catalog No. HBL5262	Receptacle	15A
Manufacturer's Identification – Hubbell HBL5262	Top	Nylon
Description – Heavy Duty Straight Blade Duplex Receptacle	Base	RTP*
Type – 2 Pole, 3 Wire, Grounding	By-Pass Power Contacts	.037 in. (.9) Brass
Rating – 15A, 125V	Wire Clamps	.031 in. (.8) Brass
Certification: UL Listed to UL498 File E2186, Guide RTRT	Mounting Strap	.050 in. (1.3) Brass
Fed. Spec. WC596, Meets NEMA® WD-6 Compliant	Line Terminal Screws	#10-32 Brass, Multiple Drive
Certified to CSA, C22.2, No. 42 File 285	Ground Screw	#10-32 Brass, Multiple Drive (Green)
	Center Assembly Rivet	Brass
	Automatic Self-Grounding Clip	Stainless Steel
	Flat Head Mounting Screws	Steel-Zinc Plated
	Ground Tension Clips	Steel-Nickel Finish

Performance

Electrical	
Dielectric Voltage	Withstands 2,000V minimum.
Max. Working Voltage	125V or 250V as rated.
Current Interrupting	Certified for current interrupting at full rated current.
Temperature Rise	Max 30°C temperature rise at full rated current after 50 cycles of overload at 150% of rated current at a power factor of 75%.
Mechanical	
Terminal Identification	Terminals identified in accordance with UL 498 and CSA (Brass, White, Green).
Terminal Accommodation	#14-10 AWG stranded or solid copper conductor only.
Product Identification	Ratings are a permanent part of the device.
Environmental – Material	
Flammability	Top: UL 94V-2. Base: UL 94V-0 and UL 94-5 VA.
Operating Temperature	Maximum continuous 75°C; minimum -40°C (w/o impact).

Note: *Reinforced Thermoplastic Polyester.



Technical Information

HBL® Compact Extra Heavy Duty, Specification Grade Receptacles



HBL5252

Specifications

Receptacles	Part	Description
Typical Specification – Catalog No. HBL5252	Receptacle	15A
Manufacturer’s Identification – Hubbell HBL5252	Top	Nylon
Description – Straight Blade Duplex Receptacle	Base	RTP*
Type – 2 Pole, 3 Wire, Grounding	Triple Wipe Power Contacts	.032 in. (.8) Brass
Rating – 15A, 125V	Wire Clamps	.062 in. (1.8) Steel
Certification – UL Listed to UL 498 File E2186, Fed. Spec. WC596, Certified to CSA 22.2, No. 42 File 285	Mounting Strap	.050 in. (1.3) Brass
	Line Terminal Screws	#8-32 Brass, Multiple Drive
	Ground Screw	#8-32 Brass, Multiple Drive (Green)
	Center Assembly Rivet	Brass
	Automatic Self-Grounding Clip	Stainless Steel
	Flat Head Mounting Screws	Steel-Zinc Plated

Performance

Electrical	
Dielectric Voltage	Withstands 2,000V minimum.
Max. Working Voltage	125V or 250V as rated.
Current Interrupting	Certified for current interrupting at full rated current.
Temperature Rise	Max 30°C temperature rise at full rated current after 50 cycles of overload at 150% of rated current at a power factor of 75%.
Mechanical	
Terminal Identification	Terminals identified in accordance with UL 498 (Brass, White, Green).
Terminal Accommodation	#14-10 AWG stranded or solid copper conductor only.
Product Identification	Ratings are a permanent part of the device.
Environmental – Material	
Flammability	UL 94V-2.
Operating Temperature	Maximum continuous 75°C; minimum -40°C (w/o impact).

Note: *Reinforced Thermoplastic Polyester.

Please consult the factory for product dimensions and specifications of other products listed in this catalog.



Technical Information

HBL® Compact Heavy Duty Style Line®, Specification Grade and Hospital Grade Straight Blade Duplex Receptacles



HBL2152



HBL2172

Specifications

Receptacle	Part	Description
Typical Specification – Catalog No. HBL2152 Manufacturer's Identification – Hubbell HBL2152 Receptacle Description – Straight Blade Duplex Receptacle Type – 2 Pole, 3 Wire Grounding Rating – 15A, 125V Certification – UL File No. E2186 Certified to CSA File No. 285	Receptacle	15A
	Top	Nylon
	Base	Nylon
	Triple Wipe Power Contacts	.031 in. (.8) Brass
	Wire Clamp	.062 in. (1.8) Steel-Nickel Finish
	Mounting Strap	.050 in. (1.3) Galvanized Steel
	Ground Contact	.031 in. (.8) Brass
	Line Terminal Screws	#8-32 Brass, Multiple Drive
	Ground Screw	#8-32 Brass, Multiple Drive
	Automatic Self-Grounding Staple	Stainless Steel
	Mounting Screws	Zinc Plated Steel
	Receptacle	Part
Typical Specification – Catalog No. HBL2172 Manufacturer's Identification – Hubbell HBL2182 Receptacle Description – Straight Blade Duplex Receptacle Type – 2 Pole, 3 Wire Grounding Rating – 15A, 125V Certification – UL Listed to UL498 File E2186, Fed. Spec. WC596, Certified to CSA File No. 285	Receptacle	15A
	Top	Nylon
	Base	RTP*
	Triple Wipe Power Contacts	.031 in. (.8) Brass
	Wire Clamp	.062 in. (1.8) Steel-Nickel Finish
	Mounting Strap	.050 in. (1.3) Galvanized Steel
	Ground Contact	.031 in. (.8) Brass
	Line Terminal Screws	#8-32 Brass, Multiple Drive
	Ground Screw	#8-32 Brass, Multiple Drive
	Automatic Self-Grounding Staple	Stainless Steel
	Mounting Screws	Zinc Plated Steel

Performance

Electrical	
Dielectric Voltage	Withstands 2,000V minimum.
Max. Working Voltage	125V.
Current Interrupting	Certified for current interrupting at full rated current.
Temperature Rise	Max 30°C temperature rise at full rated current after 50 cycles of overload at 150% of rated current at a power factor of 75%.
Mechanical	
Terminal Identification	Terminals identified in accordance with UL 498 and CSA (Brass, White, Green).
Terminal Accommodation	#14-10 AWG stranded or solid copper conductor only.
Product Identification	Ratings are a permanent part of the device.
Environmental – Material	
Flammability	UL 94V-2.
Operating Temperature	Maximum continuous 75°C; minimum -40°C (w/o impact).

Note: *Reinforced Thermoplastic Polyester.

Please consult the factory for product dimensions and specifications of other products listed in this catalog.



Technical Information



SNAPConnect® Straight Blade Duplex Receptacles Specification Grade and Hospital Grade

Specifications

Receptacle	Part	Description
Typical Specification – Catalog No. SNAP8200	Receptacle	15A
Manufacturer's Identification – Hubbell SNAP8200	Top	Nylon
Description – Straight Blade Duplex Receptacle	Base	Nylon
Type – 2 Pole, 3 Wire, Grounding	Triple Wipe Power Contacts	Brass
Rating – 15A, 125V	Mounting Strap	Galvanized Steel; Brass (HG)
Certification – UL Listed to UL 498	Automatic Self-Grounding Clip	Stainless Steel
Fed. Spec. WC596, Certified to CSA 22.2, No. 42	Flat Head Mounting Screws	Steel-Zinc Plated/Self Tapping

Connector	Contact	Connector Body	Wire
SNAP1RA	Brass	Clear Polycarbonate	6" Solid copper #12 AWG THHN/THWN-2 600V, T90 Nylon FT-1, PVC 90°C (min).
SNAP2RA	Brass	Clear Polycarbonate	6" Stranded copper #12 AWG THHN/THWN-2 600V, T90 Nylon FT-1, PVC 90°C (min).

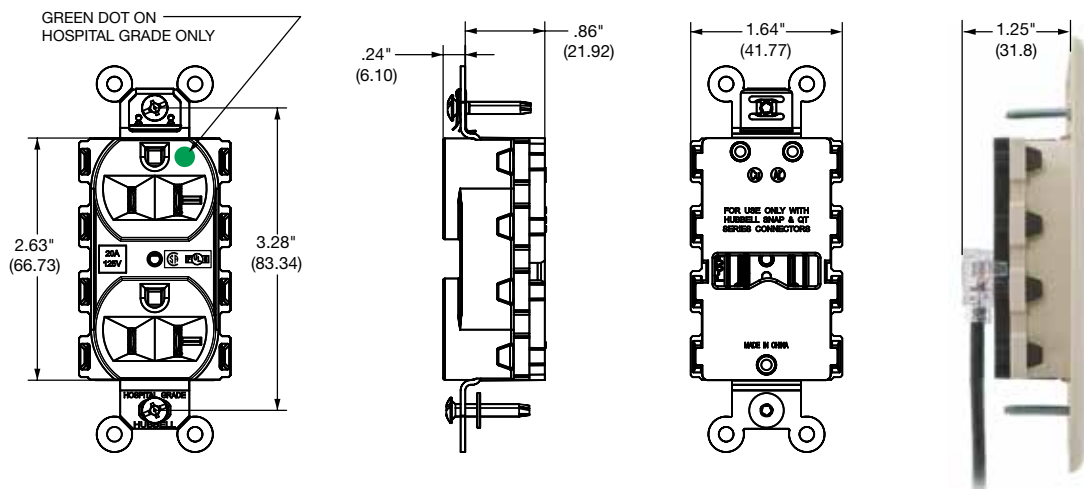
Performance

Electrical	
Dielectric Voltage	Withstands 2,000V minimum.
Max. Working Voltage	125V as rated.
Current Interrupting	Receptacle certified for current interrupting at full rated current with equivalently rated NEMA® plug.
Temperature Rise	Max 30°C temperature rise at full rated current after 50 cycles of overload at 150% of rated DC current.

Mechanical	
Terminal Wire Leads Identification	Terminal wire leads identified in accordance with UL 498 (Black, White, Green).
Product Identification	Ratings are a permanent part of the device.

Environmental – Material	
Flammability	UL 94V-2.
Operating Temperature	Maximum continuous 75°C; minimum -40°C (without impact).

Dimensions



NEMA® is a registered trademark of the National Electrical Manufacturers Association.



Technical Information

Hubbell-PRO Heavy Duty, Straight Blade Hospital Grade Duplex Receptacles



8200REDLTRA



2182IVLTRA

Specifications

Receptacle	Part	Description
Typical Specification - Catalog No. 8200	Receptacle	15A
Manufacturer's Identification - Hubbell-PRO 8200	Top	Nylon
Description - Straight Blade Hospital Grade Duplex Receptacle	Base	Nylon
Type - 2 Pole, 3 Wire, Grounding	Triple Wipe Power Contacts	.0295 in. Brass
Rating - 15A, 125V	Clamping Plate	Plated Steel
Certification - UL Listed to UL 498, Fed. Spec. WC596	Mounting Strap	.040 in. Galvanized Steel
Hospital Grade, NEMA® WD-6 Compliant	Terminal Screws	Plated Steel
Certified to CSA	Hex Head Grounding Screw	Plated Steel
	Automatic Self-Grounding Staple	Stainless Steel
	Mounting Screws	Zinc Plated Steel

Performance

Electrical	
Dielectric Voltage	Withstands 2,000V minimum.
Max. Working Voltage	125V.
Current Interrupting	Certified for current interrupting at full rated current.
Temperature Rise	Max 30°C temperature rise at full rated current after 50 cycles of overload at 150% of rated current at a power factor of 75%.
Mechanical	
Terminal Identification	Terminals identified in accordance with UL 498 and CSA (Brass, White, Green)
Terminal Accommodation	#14-10 AWG stranded or solid copper conductor only.
Product Identification	Ratings are a permanent part of the device.
Environmental – Material	
Flammability	UL 94V-2.
Operating Temperature	Maximum continuous 75°C; minimum -40°C (w/o impact).

NEMA® is a registered trademark of the National Electrical Manufacturers Association.



Technical Information

USB Charger Tamper-Resistant, Straight Blade Hospital Grade and Specification Grade Duplex Receptacles



USB8300C5R



USB15AC5W

Specifications

USB Charger Receptacle	Part	Description
Typical Specification - Catalog No. USB8300A5	Charger Receptacle	Electrical 20 Amp 125V AC USB 5.0 Amp 5V DC
Manufacturer's Identification - Hubbell USB8300A5	Ports	Type A, 2.0
Available Type USB Charger: A, A&C and C	LED	Green Indicator
Receptacle	Top	Nylon
Description - Hospital Grade, Straight Blade Duplex Receptacle	Base	Nylon
Type - 2 Pole, 3 Wire, Grounding	Triple Wipe Power Contacts	.030 in. Cooper Alloy
Rating - 20 Amp, 125V AC, USB 3 Amp, 5V DC	Clamping Plate	Plated Steel
Certification - cULus Listed to UL498 and UL1310	Mounting Strap	.040 in. Galvanized Steel
Hospital Grade, NEMA® WD-6 Compliant (USB8200 and 8300 series only)	Terminal Screws	Plated Steel
Complies with battery charging specification USB BC1.2	Hex Head Grounding Screw	Plated Steel
Complies with Part 15 of the FCC rules	Automatic Self-Grounding Staple	Stainless Steel
Compatible with USB 1.1/2.0/3.0 devices, including Apple products	Mounting Screws	Zinc Plated Steel

Performance

Electrical	
Dielectric Voltage	Withstands 2,000V minimum.
Max. Working Voltage	125V.
Current Interrupting	Certified for current interrupting at full rated current.
Temperature Rise	Max 30°C temperature rise at full rated current after 50 cycles of overload at 150% of rated current at a power factor of 75%.
Mechanical	
USB Port	Stainless Steel Rated for 10,000 plug insertions and removal
Terminal Identification	Terminals identified in accordance with UL 498 and CSA (Brass, White, Green)
Terminal Accommodation	#14-10 AWG stranded or solid copper conductor only.
Product Identification	Ratings are a permanent part of the device.
Circuit Feed-Through	20 Amp 125 Volt
Environmental - Material	
Flammability	UL 94V-2.
Operating Temperature	Maximum continuous 75°C; minimum -40°C (w/o impact).

NEMA® is a registered trademark of the National Electrical Manufacturers Association.



Technical Information

Hubbell-PRO Heavy Duty, Straight Blade Specification Grade Duplex Receptacles



Specifications

Receptacle, Smooth Nylon Face	Part	Description
Typical Specification – Catalog No. 5252A	Receptacle	15A
Manufacturer's Identification – Hubbell 5252A Receptacle	Top	Nylon
Description – Straight Blade Duplex Receptacle	Base	RTP*
Type – 2 Pole, 3 Wire, Grounding	Triple Wipe Power Contacts	.031 in. (.8) Brass
Rating – 15A, 125V	Wire Clamp	.062 in. (1.8) Steel-Nickel Finish
Certification – UL Listed to UL498 File E2186	Mounting Strap	.040 in. (1) Galvanized Steel
Certified to CSA File No. 285	Ground Contact	.031 in. (.8) Brass
NEMA® WD-6 Compliant	Line Terminal Screws	#8-32 Brass, Multiple Drive
	Ground Screw	#8-32 Brass, Multiple Drive
	Center Assembly Staple	.040 in. (1) Galvanized Steel
	Automatic Self-Grounding Staple	Stainless Steel
	Mounting Screws	Zinc Plated Steel
Receptacle, Finder Groove Face	Part	Description
Typical Specification – Catalog No. 5262	Receptacle	15A
Manufacturer's Identification – Hubbell 5262 Receptacle	Top	Nylon
Description – Straight Blade Duplex Receptacle	Base	RTP*
Type – 2 Pole, 3 Wire, Grounding	Triple Wipe Power Contacts	.031 in. (.8) Brass
Rating – 15A, 125V	Wire Clamp	.062 in. (1.8) Steel-Nickel Finish
Certification – UL Listed to UL498 File E2186,	Mounting Strap	.040 in. (1) Galvanized Steel
Fed. Spec. WC596, Certified to CSA C22.2, No. 42	Ground Contact	.031 in. (.8) Brass
NEMA® WD-6 Compliant	Line Terminal Screws	#8-32 Brass, Multiple Drive
	Ground Screw	#8-32 Brass, Multiple Drive
	Center Assembly Staple	.040 in. (1) Galvanized Steel
	Automatic Self-Grounding Staple	Stainless Steel
	Mounting Screws	Zinc Plated Steel

Performance

Electrical	
Dielectric Voltage	Withstands 2,000V minimum.
Max. Working Voltage	125V.
Current Interrupting	Certified for current interrupting at full rated current.
Temperature Rise	Max 30°C temperature rise at full rated current after 50 cycles of overload at 150% of rated current at a power factor of 75%.
Mechanical	
Terminal Identification	Terminals identified in accordance with UL 498 and CSA (Brass, White, Green)
Terminal Accommodation	#14-10 AWG stranded or solid copper conductor only.
Product Identification	Ratings are a permanent part of the device.
Environmental – Material	
Flammability	UL 94V-2.
Operating Temperature	Maximum continuous 75°C; minimum -40°C (w/o impact).

Note: *Reinforced Thermoplastic Polyester.

Please consult the factory for product dimensions and specifications of other products listed in this catalog.



Technical Information



Commercial Specification Grade Receptacles

Specifications

Part	Standard	Weather Resistant
Top	Nylon	Nylon (UV Rated)
Base	Nylon	Nylon
Double Wipe Power Contacts	.030 in. (.8) Brass	.030 in. (.8) Brass
Wire Clamp	.062 in. (1.6) Steel-Nickel Plated	.062 in. (1.6) Steel-Nickel Plated
Finish		
Mounting Strap	.040 in. (1) Steel (Galvanized)	.040 in. (1) Galvanized Steel
Ground Contact	.031 in. (.8) Brass	.031 in. (.8) Brass
Line Terminal Screws	#8-32 Plated Steel, Multiple Drive	#8-32 Stainless Steel, Multiple Drive
Ground Screw	#8-32 Plated Steel, Multiple Drive	#8-32 Stainless Steel, Multiple Drive
Automatic Self-Grounding Staple	Stainless Steel	Stainless Steel
Mounting Screws	Zinc Plated Steel	Stainless Steel
Certification		
UL Listed	UL498	UL498
Fed. Spec.	WC596*	WC596*
Certified to CSA	C22.2, No. 42	C22.2, No. 42

Performance

Electrical		
Dielectric Voltage	Withstands 2,000V minimum.	Withstands 2,000V minimum.
Max. Working Voltage	125V.	125V.
Current Interrupting	Certified for current interrupting at full rated current.	Certified for current interrupting at full rated current.
Temperature Rise	Max 30°C temperature rise at full rated current after 100 cycles of overload at 150% of rated current.	Max 30°C temperature rise at full rated current after 100 cycles of overload at 150% of rated current.
Mechanical		
Terminal Identification	Terminals identified in accordance with UL 498 and CSA (Brass, White, Green).	Terminals identified in accordance with UL 498 and CSA (Brass, White, Green).
Terminal Accommodation	#14-10 AWG stranded or solid copper conductor only.	#14-10 AWG stranded or solid copper conductor only.
Product Identification	Ratings are a permanent part of the device.	Ratings are a permanent part of the device.
Environmental – Material		
Flammability	UL 94V-2.	UL 94V-2.
Operating Temperature	Maximum continuous 75°C; minimum -40°C (w/o impact).	Maximum continuous 75°C; minimum -40°C (w/o impact).

Note: *Decorator and Commercial Tamper-Resistant devices are not Fed. Spec. Listed.



Technical Information



HBL415I

4-PLEX® Receptacles

Specifications

Receptacle	Part	Description
Typical Specification – Catalog No. HBL415	Receptacle	15 or 20A
Manufacturer's Identification – Hubbell 4-PLEX HBL415	Top	Polycarbonate
Description – Straight Blade, Multiple Outlet Receptacle	Base	Polycarbonate
Type – 2 Pole, 3 Wire, Grounding	Power Contacts	.032 in. (.8) Brass
Rating 15A, 125V	Ground Contacts	.031 in. (.8) Brass
Certification – Listed to UL Standard 498 File E2186	Ground Plate	.032 in. (.8) Plated Steel
Certified to CSA 22.2, No. 42 File 285	(Hospital Grade)	.050 in. (1.3) Plated Steel
	Line and Neutral Terminal Plate	.031 in. (.8) Brass
	Line Terminal Screw	#8-32 Brass
	Ground Screw	#8-32 Brass (Green)

Performance

Electrical	
Dielectric Voltage	Withstands 2,000V minimum.
Max. Working Voltage	125V.
Current Interrupting	Capable of withstanding a fault level of 1000A, per UL498.
Temperature Rise	Max 30°C temperature rise at full rated current after 50 cycles of overload current at 150% of rated current at a power factor of 75%.
Mechanical	
Terminal Identification	Terminals identified in accordance with UL498 and CSA (Brass, White, Green).
Terminal Accommodation	#14-12 AWG stranded or solid copper conductor only.
Product Identification	Ratings are a permanent part of the device.
Environmental	
Flammability	UL 94V-2.
Operating Temperature	Maximum continuous 75°C; minimum -40°C (w/o impact).



Technical Information

Insulgrip® Plugs and Connector Bodies



HBL5266C



HBL5269C

Specifications

Plugs	Part	Description
Typical Specification – Catalog No. HBL5266C		Plug
Manufacturer's Identification – Hubbell HBL5266C		Housing
Description – Straight Body Plug		Blade Holder
Type – 2 Pole, 3 Wire, Grounding		Retainer
Rating – 15A, 125V		Cord Clamp
Verified to Fed. Spec. WC596		Contact Blades
Certification – UL Listed to UL498 File E1706, CSA Certified to C22.2 No. 42 File 280		Ground Contact Blade
IP Suitability – IP20		Line Terminal Screws
		Ground Screw
		Wire Clamps
		15A
		Nylon – Black
		Nylon – Natural
		Polycarbonate – Clear
		Nylon – Natural
		.060 in. (1.5) Brass
		.040 in. (1.0) Copper Alloy
		#8-32 Brass, Multiple Drive
		#8-32 Brass, Multiple Drive (Green)
		.062 in. (1.6) Steel – Nickel Finish
Connector Bodies	Part	Description
Typical Specification – Catalog No. HBL5269C		Connector Body
Manufacturer's Identification – Hubbell HBL5269C		Housing
Description – Straight Body Connector		Contact Holder
Type – 2 Pole, 3 Wire, Grounding		Retainer
Rating – 15A, 125V		Cord Clamp
Verified to Fed. Spec. WC596		Power Contacts
Certification – UL Listed to UL498 File E1706, CSA Certified to C22.2 No. 42 File 280		Line Terminal Screws
IP Suitability – IP20		Ground Screw
		Wire Clamps
		15A
		Nylon – Black
		Nylon – Natural
		Polycarbonate – Clear
		Nylon – Natural
		.040 in. (1.0) Copper Alloy
		#8-32 Brass, Multiple Drive
		#8-32 Brass, Multiple Drive (Green)
		.062 in. (1.6) Steel – Nickel Finish

Performance

Electrical	
Dielectric Voltage	Withstands 2,000V minimum.
Max. Working Voltage	125V or 250V as rated.
Current Interrupting	Certified for current interrupting at full rated current.
Temperature Rise	Max 30°C temperature rise at full rated current after 50 cycles of overload at 150% of rated current at a power factor of 75%.
Mechanical	
Terminal Identification	Terminals identified in accordance with UL498 and CSA (Brass, White, Green).
Terminal Accommodation	#18-10 AWG copper conductors only.
Product Identification	Ratings are a permanent part of the device.
Torque Range	12 in./lb. terminal screws, 7 in./lb. assembly screws.
Cord Diameter Range	.230–.720 in. (5.8–18.3) integral cord grip.
Environmental – Material	
Flammability	UL 94HB or better.
Operating Temperature	Maximum continuous 75°C; minimum – 40°C (w/o impact).



Technical Information

Valise® Plugs and Connectors



HBL5965VY



HBL5969VY

Specifications

Plugs	Part	Description
Typical Specification – Catalog No. HBL5965VY	Plug	15A
Manufacturer's Identification – Hubbell HBL5965VY	Housing	Nylon
Description – Straight Body Plug	Contact Blades	Brass
Type – 2 Pole, 3 Wire, Grounding	Ground Blade	Brass
Rating – 15A, 125V	Line Terminal Screws	Steel-Copper, Multiple Drive
Verified to Fed. Spec. WC596	Ground Screw	Steel (Green), Multiple Drive
Certification – UL Listed to UL 498 File E1706, CSA Certified to C22.2 No. 42 File 280C	Cable Inserts	Poly Phenylene Oxide
IP Suitability – IP20	Wire Clamps	Steel
	Body Holding Screws	Steel, Multiple Drive
Connector Bodies	Part	Connector
Typical Specification – Catalog No. HBL5969VY	Connector Body	15A
Manufacturer's Identification – Hubbell HBL5969VY	Housing	Nylon
Description – Straight Body Connector	Contact and Ground Springs	Brass
Type – 2 Pole, 3 Wire, Grounding	Line Terminal Screws	Steel-Copper, Multiple Drive
Rating – 15A, 125V	Ground Screw	Steel (Green), Multiple Drive
Verified to Fed. Spec. WC596	Cable Inserts	Poly Phenylene Oxide
Certification – UL Listed to UL 498 File E1706, CSA Certified to C22.2 No. 42 File 280C	Wire Clamps	Steel
IP Suitability – IP20	Body Holding Screws	Steel, Multiple Drive

Performance

Electrical	
Dielectric Voltage	Withstands 2,000V minimum.
Max. Working Voltage	125V or 250V as rated.
Current interrupting	Certified for current interrupting at full rated current.
Temperature Rise	Max 30°C temperature rise at full rated current after 50 cycles of overload at 150% of rated current at a power factor of 75%.
Mechanical	
Terminal Identification	Terminals identified in accordance with UL 498 and CSA (Brass, White, Green).
Terminal Accommodation	Copper conductors only. 2 Wire 15A Only #18-14 AWG, 2 Wire 20A & 3 Wire #18-12 AWG, Hospital Grade #16-12 AWG, I.D. Valise #18-16 AWG.
Product Identification	Molded Rating on Device Face.
Torque	12 in./lb. terminal screws, 7 in./lb. assembly screws.
Cord Diameter Range	2-Wire 15A Only .218–.385 in. (5.5–9.8), 2-Wire 20A & 3 Wire .220–.660 in. (5.6–16.8), Hospital Grade .300–.660 in. (7.6–16.8), I.D. Valise .230–.360 in. (5.8–9.1).
Environmental – Material	
Flammability	UL 94V-2.
Operating Temperature	Maximum continuous 75°C; minimum -40°C (w/o impact).
Standards	
NEMA® WD1	
NEMA® Configurations	
Listed to UL Standard UL498	
Certified to CSA Standard C22.2 No. 42	
Verified to Federal Spec WC596	

NEMA® is a registered trademark of the National Electrical Manufacturers Association.



Technical Information



IEC 320 Devices

Specifications

Receptacle	
Catalog Number	H320R
Description	IEC Configuration compatible straight blade panel mount receptacle.
Type	2 Pole + earth.
Rating	16A 250V AC for European service; 20A 250V AC for North American service.
Certification	UL Listed 20A 250V AC – File No. E2186; CSA Certified 20A 250V AC – File No. 17337.
Terminal Accommodation	North American – #16-12 AWG stranded or solid copper conductor only. International – 1.55mm ² –2.5mm ² .
Connector	
Catalog Number	H320C
Description	IEC Detachable straight blade connector.
Type	2 Pole + earth.
Rating	16A 250V AC for European service; 20A 250V AC for North American service.
Configuration	IEC 60320-1 Style appliance coupler, C19.
Certification	UL Listed 20A 250V AC – File No. E1706; CSA Certified 20A 250V AC – File No. 17337; UL Classified to IEC 320, 16A 250V AC – File No. E111246;
Cord Accommodation	North American – 16/3SJ-12/3SJ (.325–.475 in. dia.); International – (HAR cord) 3x1.5mm ² –3x2.5mm ² (8mm–12mm dia.).
IP Suitability	IP20.
Plug	
Catalog Number	H320P
Description	IEC Configuration compatible straight blade Valise® plug.
Type	2 Pole + earth.
Rating	16A 250V AC for European service; 20A 250V AC for North American service.
Certification	UL Listed 20A 250V AC – File No. E1706; CSA Certified 20A 250V AC – File No. 17337.
Cord Accommodation	North American – 16/3 SJ-12/3SJ (.325–.475 in. dia.); International – (HAR cord) 3x1.5mm ² 3x2.5mm ² (8–12mm dia.).
IP Suitability	IP20.
Inlet	
Catalog Number	H320B and H320BL
Description	IEC Straight blade panel mount power inlet.
Type	2 Pole + earth.
Rating	16A 250V AC for European service; 20A 250V AC for North American service.
Configuration	IEC 60320-1 Style appliance coupler, C20.
Certification	UL Listed 20A 250V AC – File No. E1706; CSA Certified 20A 250V AC – File No. 17337; UL Classified to IEC 320, 16A 250V AC – File No. E111246;
Terminal Accommodation	VDE Certified at 16A 250V AC – File No. 12469 1550 1002. North American – #16-12 AWG stranded or solid copper conductor only. International – 1.5mm ² –2.5mm ² .



Technical Information

Heavy Duty Insulgrip® Plugs and Receptacles



HBL9431C



HBL9430A

Specifications

Plug	Part	Description
Typical Specification - Catalog No. HBL9431C	Plug	30A
Manufacturer's identification - Hubbell HBL9431C	Housing	Supertough Nylon
Description - Straight Body Plug	Blade Holder & Retainer	Reinforced Thermoplastic Polyester
Type - 3 Pole, 4 Wire, Grounding	Blades	Brass
Rating - 30A, 125/250V	Terminal Screws	3/8 in. Allen Head, Plated Steel
Certification - UL Listed File E1706, CSA Certified*	Box Terminals	Copper Alloy
IP Suitability - IP20	Cord Clamps	Reinforced Thermoplastic Polyester
	Mounting and Clamp Screws	Stainless Steel
	Cord Grip Range	.625–1.310 in. (15.9–33.3)

Receptacle	Part	Description
Typical Specification - Catalog No. HBL9430A	Receptacle	30A
Manufacturer's Identification - Hubbell HBL9430A	Housing Construction	Reinforced Thermoplastic Polyester
Description - Single Receptacle	Mounting Plate	.062 in. (1.5) Pre-Plated Steel
Type - 3 Pole, 4 Wire, Grounding	Contacts	Brass
Rating - 30A, 125/250V	Ground Shunt	Brass
Certification - UL Listed File E2186, CSA Certified	Terminal Screws	3/8 in. Allen Head, Plated Steel
	Box Terminals	Copper

Performance

Electrical	
Dielectric Voltage	Withstands 2,000V minimum.
Max. Working Voltage	125V or 250V as rated.
Current Interruption	Certified for current interrupting at full rated current.
Temperature Rise	Max 30°C temperature rise at full rated current after 50 cycles of overload at 150% of rated current at a power factor of 75%.
Mechanical	
Terminal Identification	Terminals identified in accordance with UL 498 (Brass, White, Green).
Terminal Accommodation	#12 AWG through #4 AWG copper wire only.
Production Identification	Ratings are a permanent part of the device.
Environmental	
Flammability	Receptacle: UL 94 VO. Plug: UL 94 HB (Housing), UL 94 VO (Blade Holder and Retainer).
Operating Temperature	Maximum continuous 60°C, minimum -40°C (w/o impact).

Note: *Listed to UL Standard 498 (Attachment Plugs and Receptacles), Certified to CSA Standard 42M (General Use Receptacles, Attachments, Plugs and Singular Wiring Devices) where applicable.