

# SECTION A

## Table of Contents



**HBL® Extra Heavy Duty Hospital Grade**



**Extra Heavy Duty SNAPConnect® Receptacles**



**Permanently Marked Receptacles**



Product	Page	Product	Page
Products at a Glance	A-2	USB Charger Receptacles and Outlets	
HBL® Extra Heavy Duty Devices		Features and Benefits	A-7
Hospital Grade Receptacles	A-8	Hospital and Commercial Grade Receptacles	A-27
Specification Grade Receptacles	A-9	4 Port and 2 Ports Outlets	A-27
SNAPConnect® Extra Heavy Duty Devices		4-PLEX® Receptacles and Accessories	A-28
Hospital Grade Receptacles	A-12	15 & 20A Plugs and Connectors	
Specification Grade Receptacles	A-14	Hospital Grade 125V & 250V Devices	A-32
GFCI, USB and Surge Receptacles	A-16	Standard 125V Devices	A-33
Permanently Marked Receptacles	A-18	Standard 250V Devices	A-36
Switched Receptacles for Automatic Receptacle Control		16A, 250V AC International	A-39
Wired and Wireless	A-20	Hazardous Location Receptacles, Plugs and Boxes	A-40
Codes and Standards	A-21	Heavy Duty Insulgrip® Devices	
Hubbell-PRO Heavy Duty Devices		30A Receptacles and Plugs	A-41
Hospital Grade Receptacles	A-22	50A Receptacles and Plugs	A-43
Specification Grade Receptacles	A-23	60A Receptacles and Plugs	A-45
Commercial Specification Grade Devices		Miscellaneous and Combination Receptacles	A-46
Permanently Marked Receptacles	A-19	Accessories	A-47
Duplex Receptacles	A-24	Technical Information	A-51
Style Line® Decorator Receptacles	A-26		

# Straight Blade Devices

## Products at a Glance



### HBL® Extra Heavy Duty Hospital Grade

- Deep nylon body design increases impact and chemical resistance
- One-piece nickel-plated brass ground strap
- ID marking surface for quick circuit identification
- Square head, 10-thread bronze center rivet
- External back wire clamp



### HBL® Extra Heavy Duty

- One-piece brass ground strap
- Exclusive bypass contact design for greater contact force and reduced heat buildup
- Barbed assembly arms reduce possibility of face/base separation
- Deep face design



### SNAPConnect® Extra Heavy Duty

- Hospital and Specification Grade
- SNAPConnect® modular wiring device system saves installation time
- Eliminates screw terminations
- Steel mounting strap, self-grounding
- Compact size requires minimal space
- Single receptacles available



### Hubbell-PRO Heavy Duty

- Specification Grade and Hospital Grade
- Tamper-Resistant... **NOT** Plug Resistant™
- Power indicating LED feature optional
- Circuit ID marking area on Hospital Grade
- Steel mounting strap, self-grounding



### USB Charger Receptacles

- Two Type-C, Type A&C and Type A port configurations, high power 5 Amp, 5 Volt DC USB output
- Heavy duty stainless steel USB ports; rated for 10,000 cord insertions and removals
- Patented Hubbell Tamper-Resistant technology uses cam action shutters; the friction-free design of the mechanism's doors requires much less force to open
- 4 Port and 2 Port outlet available



### Commercial Specification Grade

- Installation ease
  - Single tab breakoff ears
  - Self-grounding staple
  - Easy access split circuit tab
- Tamper-Resistant... **NOT** Plug Resistant™
- Wrap-around galvanized steel straps



### 4-PLEX Receptacles

- Hospital Grade and Surge styles
- Mounts directly to 4-inch square box
- "A" and "B" circuit ID molded into face
- Removable knockouts for mounting to octagon concrete ring or box
- Heavy duty, triple wipe, brass power and ground contacts

# Straight Blade Devices

## Features and Benefits

### Hubbell "Hospital Grade" Devices

UL requirements for Hospital Grade devices is more stringent than those for standard devices. Hubbell receptacles are designed to meet and exceed the standards.

- Exclusive nickel-plated bypass contact design increases contact pressure, lowering the operating temperature
- Four point grounding system provides redundant grounding for low resistance ground continuity in high abuse areas
- Impact resistant deep face design prevents breakage

Because of these features and others, the benefit is performance, reliability and value for any health care facility.



HBL8200GY



#### Housing Design

- Reinforced thermoplastic base provides superior thermal, electrical and mechanical properties
- Providing contact stability, this high performance material will reduce heat buildup giving you long lasting performance
- Deep body design increases impact and chemical resistance




#### Terminals

- External wiring clamps allow for visual inspection of the terminals
- Unique strand containment feature on the terminal "bundles" the wire, ensuring 100% clamping of wire strands and reducing heat from the termination



#### One-Piece Mounting Strap

- Back wired ground terminal allows faster, easier installation
- One-piece nickel-plated brass integral ground strap for greater corrosion resistance
- Patented ground contact provides redundant grounding



#### Contacts

- Exclusive bypass contacts are made of nickel-plated brass alloy, increasing blade retention, insuring reliable uninterrupted flow of power
- Barbed assembly arms reduce possibility of face/base separation



#### Identification

- I.D. marking surface provides quick, sure circuit identification
- All Hospital Grade devices are marked with the green dot symbol, required by UL



#### Center Rivet

- Square head, 10-thread bronze center rivet won't rotate, reduces stripping and resists corrosion

# Straight Blade Devices

## Features and Benefits

### HBL® Extra Heavy Duty Industrial Series

Hubbell's commitment to quality continually reinforces a philosophy of unrivaled performance. No Hubbell device exemplifies this philosophy more than the HBL5262. While all Hubbell receptacles are designed and manufactured to withstand even the harshest environments, none match the total performance of the HBL5262.

Whether in a factory, office building or school, the Hubbell HBL5262 is the receptacle of choice when people are depending on the safety and reliability of a receptacle.

- One-piece nickel-plated brass ground strap
- Patented bypass contacts
- Back wired ground terminal reduces installation time and increases convenience

The safest, most reliable design for a low resistance flow of fault currents. Oversized "bell" shaped ground contacts, along with nickel plated steel retaining shields, help minimize damage to the grounding system during abrupt pullout.



HBL5262




#### Housing Design

- RTP base offers greater heat resistance, plus contact stability
- Providing contact stability, this high tech material will reduce heat buildup, giving you long lasting performance
- Deep nylon body design delivers increased impact resistance



#### Terminals

- External bundling terminals contain wire strands and are designed for quick inspection
- Unique strand containment feature on the terminal "bundles" the wire, ensuring 100% clamping of wire strands and reducing heat from the termination



#### One-Piece Mounting Strap

- Back wired ground terminal allows faster, easier installation
- One-piece nickel-plated brass ground strap for low resistance of fault currents
- Patented ground contact provides redundant grounding



#### Contacts

- Patented "bypass" contacts are made of high grade brass alloy, increasing blade retention, insuring reliable uninterrupted flow of power
- Barbed brass locking arms keep the face locked in place to diminish potential for face/base separation



#### Identification

- I.D. marking surface provides quick, sure circuit identification



#### Center Rivet

- Square head, 10-thread brass center rivet won't rotate, reduces stripping and resists corrosion




# Straight Blade Devices

## Features and Benefits

### SNAPConnect® Extra Heavy Duty Receptacles

- Modular wiring system eliminates screw terminals
- Speeds installation and trim-out
- Clear polycarbonate terminal housing to inspect contacts
- Available in standard, tamper-resistant and power indicating LED versions
- Abuse resistant nylon for extra heavy use applications
- Stainless steel autoground



### Labor Savings



#### Housing Design

- Reinforced thermoplastic base provides superior thermal, electrical and mechanical properties
- Compact size, requires minimal box space
- Clean finished look



#### Save One Minute!

- Rough-in the SNAPConnect® terminal instead of pigtails



#### Installation Ease

- Self-grounding clip
- Modular receptacle which requires pigtailed connector below



#### Save Over Three Minutes!

- Remove protective packaging and SNAPConnect® device to the circuit



#### Identification

- Clear terminal housing for easy inspection of power contacts
- No exposed metal
- Audible SNAP, indicates solid connection
- Secure, easy grip latch



#### Complete Trim-Out in Less Than One Minute!

- Secure mounting screws, attach wallplate, job complete

# Straight Blade Devices

## Features and Benefits

### Commercial Specification Grade Receptacles

The Hubbell Tamper-Resistant Mechanism eliminates the frustration and difficulty experienced using TR receptacles with plugs that have sharp, or bent blades. Hubbell TR receptacles work so well there is virtually no perceptible difference in the feel between the TR receptacles and our conventional non-TR receptacles. Trust Hubbell to deliver TamperResistant protection that feels like it's not even there.

- Patented TR design eliminates plug-in difficulty and TR complaints
- Perfect for residential TR applications involving tenants with limited dexterity or hand strength
- For use in locations requiring TamperResistant receptacles
- Best-in-class TR mechanism



**Tamper-Resistant**



BR15I



DR20GRYTR

## Tamper-Resistant... **NOT** Plug Resistant™



### Housing Design

- Durable nylon face and base construction
- Modern architectural appearance, Style Line® decorator face



### Tamper-Resistant... NOT Plug Resistant®

- Patented Cam Action TR Mechanism
- Difficulties due to problematic plugs are minimized



### One-Piece Mounting Strap

- Sturdy construction, wrap-around galvanized steel straps
- Installation ease
- Single tab breakoff ears
- Self-grounding staple



### Contacts

- Easy access split circuit tab
- Fork terminal capable
- Oversized terminal screws



### Permanently Marked Receptacles for Automatic Outlet Control Systems

- These receptacles are embossed with the universally recognized power symbol and the word "CONTROLLED" remains clearly visible after installation
- Available in SNAPConnect® and conventionally wired versions



### Nightlight Receptacle

- Two nightlight LEDs for 0.5 Lumens total
- Tamper-resistant shutters complies with NEC article 406.12
- Back and side wired

# Straight Blade Devices

## Features and Benefits

### USB Charger Receptacles and Outlets

More Ways to Charge Faster with Hubbell's line of USB Chargers, available in Type-C, Combination Type A&C or the legacy Type A, all with a USB high power output of 5 Amp 5 Volt DC. Hubbell's USB Charger Duplex Receptacle provides both USB and electrical power in a standard single gang opening. Designed to provide maximum charging for portable electronics, the USB ports are capable of charging two tablets simultaneously.

The 4 Port and 2 Port Charger Outlet feature a USB port door, which when open enables power. When closed, all power is switched OFF. This eliminates all current flow for a "zero" no-load draw. Buildings looking to provide 100% green efficiency in power delivery will maximize LEED and energy efficient design.

### Common Features

- Green LED indicator to show USB power available
- USB stainless steel ports rated for minimum 10,000 insertions and removals
- Complies with battery charging specification BC1.2
- Designed for commercial, industrial and home use
- Compatible with USB 1.1/2.0/3.0 devices, including Apple® products



USB15AC5W



USB4W



### Types of USB Chargers

- Two Type-C port configurations
- One Type A and one Type-C port configurations
- Two Type A port configurations
- High power 5 Amp, 5 Volt DC USB output



### SNAPConnect® Receptacle

- SNAPConnect® devices reduce labor time during installation and when being serviced in the future
- Installation ease
- Self-grounding staple



### USB Charger Receptacle

- Standard and Hospital Grade
- Provides both USB and electrical power in a standard single gang opening
- Back and side wired



### 4 Port and 2 Port Outlets

- 4 Port - 5 Amp, 5V DC, Type A, class 2.0
- 2 Port - 3 Amp, 5V DC, Type A, class 2.0
- Switch activated port door; when open enables power. When closed, all power is switched off, for a "zero" no-load draw
- Shallow depth design for 2 port



### Identification

- Patented Hubbell Tamper-Resistant technology uses cam action shutters; the friction-free design of the mechanism's doors requires much less force to open
- Green LED indicator to show USB power available




### Switch Combo Outlets


- Two USB ports 2.1 Amp, 5 Volt DC, type A, class 2.0
- Isolated 15 Amp, 120V AC single pole/3-way switch

Apple® is a registered trademark of Apple Inc.


## 15 and 20 Ampere, 125 Volts



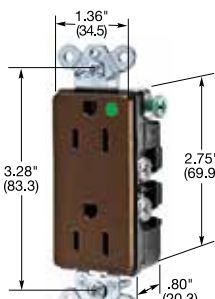
**HBL8200GY**



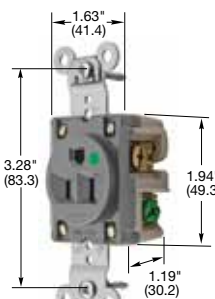
**HBL8300SGA**



**HBL8200ILW**



**HBL2172**



**HBL8210GY**

Dimensions in Inches (mm)

**IP20**  
SUITABILITY



**15A 125V**  
NEMA 5-15R  
UL CSA  
0.5 HP



**20A 125V**  
NEMA 5-20R  
UL CSA  
1 HP

### HBL® Extra Heavy Duty Hospital Grade ● Receptacles

#### Duplex

Flush, thermoplastic polyester face, back and side wired.

Color	Catalog Number	
Black	<b>HBL8200BK</b>	-
Blue	-	<b>HBL8300BL</b>
Brown	<b>HBL8200</b>	<b>HBL8300</b>
Gray	<b>HBL8200GY</b>	<b>HBL8300GY</b>
Ivory	<b>HBL8200I</b>	<b>HBL8300I</b>
Light Almond	<b>HBL8200LA</b>	<b>HBL8300LA</b>
Red	<b>HBL8200RED</b>	<b>HBL8300RED</b>
White	<b>HBL8200W</b>	<b>HBL8300W</b>

Flush, LED illuminated face, back and side wired.

Gray	<b>HBL8200ILGY</b>	<b>HBL8300ILGY</b>
Ivory	<b>HBL8200ILI</b>	<b>HBL8300ILI</b>
Red	<b>HBL8200ILR</b>	<b>HBL8300ILR</b>
White	<b>HBL8200ILW</b>	<b>HBL8300ILW</b>



Tamper-Resistant receptacle with wire leads. Complies with requirements of NEC® article 517-18(c).

Brown	<b>HBL8200SGA</b>	<b>HBL8300SGA</b>
Gray	<b>HBL8200SGGYA</b>	<b>HBL8300SGGYA</b>
Ivory	<b>HBL8200SGIA</b>	<b>HBL8300SGIA</b>
Light Almond	-	<b>HBL8300SGLA</b>
Red	<b>HBL8200SGRA</b>	<b>HBL8300SGRA</b>
White	<b>HBL8200SGWA</b>	<b>HBL8300SGWA</b>

Isolated ground<sup>A</sup>.

Orange	<b>IG8200</b>	<b>IG8300</b>
Red	<b>IG8200R</b>	<b>IG8300R</b>

#### MRI Receptacle, Duplex

MRI receptacle, flush, thermoplastic polyester face, back and side wired. 100% non-ferrous.

Ivory	<b>HBL8200IMRI</b>	<b>HBL8300IMRI</b>
Light Almond	<b>HBL8200LAMRI</b>	<b>HBL8300LAMRI</b>
Red	<b>HBL8200RMRI</b>	<b>HBL8300RMRI</b>
White	<b>HBL8200WMRI</b>	<b>HBL8300WMRI</b>

#### Slender/Compact, Duplex

Flush, thermoplastic polyester face, back, and side wired, Fed. Spec. verified.

Brown	<b>HBL8200H</b>	<b>HBL8300H</b>
Gray	<b>HBL8200HG</b>	<b>HBL8300HG</b>
Green	-	<b>HBL8300HGN</b>
Ivory	<b>HBL8200HI</b>	<b>HBL8300HI</b>
Light Almond	<b>HBL8200HLA</b>	<b>HBL8300HLA</b>
Red	<b>HBL8200HRED</b>	<b>HBL8300HRED</b>
White	<b>HBL8200HW</b>	<b>HBL8300HW</b>

#### Style Line® Decorator\*

Flush, nylon face, back and side wired.

Brown	<b>HBL2172</b>	<b>HBL2182</b>
Gray	<b>HBL2172GY</b>	<b>HBL2182GY</b>
Ivory	<b>HBL2172I</b>	<b>HBL2182I</b>
Office White	-	<b>HBL2182OW</b>
Red	<b>HBL2172R</b>	<b>HBL2182R</b>
White	<b>HBL2172WA</b>	<b>HBL2182WA</b>

Isolated ground<sup>A</sup>.

Ivory	-	<b>IG2182I</b>
Orange	-	<b>IG2182</b>
White	-	<b>IG2182WA</b>

#### Single

Flush, nylon face, back and side wired, Fed. Spec. verified.

Almond	-	<b>HBL8310AL</b>
Brown	<b>HBL8210</b>	<b>HBL8310</b>
Gray	<b>HBL8210GY</b>	<b>HBL8310GY</b>
Ivory	<b>HBL8210I</b>	<b>HBL8310I</b>
Red	<b>HBL8210R</b>	<b>HBL8310R</b>
White	<b>HBL8210W</b>	<b>HBL8310W</b>

Panel mount on 1.94 in. (49.2) centers.

Brown	<b>HBL8284</b>	-
Ivory	<b>HBL8284I</b>	<b>HBL8384I</b>

Isolated ground<sup>A</sup>.

Orange	<b>IG8210</b>	<b>IG8310</b>
--------	---------------	---------------

Note: <sup>A</sup>See section N for additional information on isolated ground devices.

\*Not Fed. Spec. Listed.

See pages A-47 and A-48 for accessories.

See page Tech-10 for Tamper-Resistant description.

See section M for additional information on Hospital Grade products.

See section O for wallplates.

NEC® is a registered trademark of the National Fire Protection Association (NFPA).



# Straight Blade Devices



## 15 and 20 Ampere, 125 and 250 Volts

### HBL® Extra Heavy Duty Hospital Grade Receptacles




**15A 250V**  
NEMA 6-15R  
UL CSA  
1.5 HP



**20A 250V**  
NEMA 6-20R  
UL CSA  
2 HP

Duplex	Color	Catalog Number	
Flush, thermoplastic polyester face, back and side wired.	Brown	<b>HBL8600</b>	<b>HBL8400</b>
	Ivory	<b>HBL8600I</b>	<b>HBL8400I</b>

Note: See page A-48 for accessories.  
See section N for wallplates.



**HBL8600I**

### HBL® Extra Heavy Duty, Specification Grade Receptacles

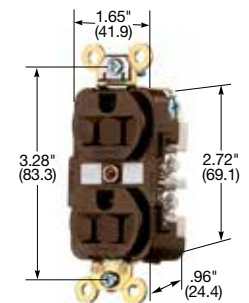


**15A 125V**  
NEMA 5-15R  
UL CSA  
0.5 HP

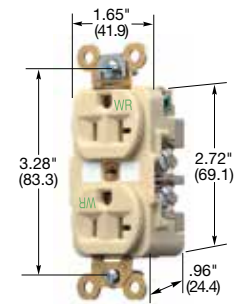


**20A 125V**  
NEMA 5-20R  
UL CSA  
1 HP

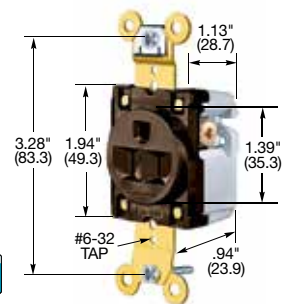
Duplex	Color	Catalog Number		
Flush, nylon face, back and side wired.	Black	<b>HBL5262BK</b>	<b>HBL5362BK</b>	
	Blue	-	<b>HBL5362BL</b>	
	Brown	<b>HBL5262</b>	<b>HBL5362</b>	
	Gray	<b>HBL5262GY</b>	<b>HBL5362GY</b>	
	Ivory	<b>HBL5262I</b>	<b>HBL5362I</b>	
	Red	<b>HBL5262R</b>	<b>HBL5362R</b>	
	White	<b>HBL5262W</b>	<b>HBL5362W</b>	
	Isolated ground <sup>A</sup> .	Gray	<b>IG5262GY</b>	<b>IG5362GY</b>
		Ivory	<b>IG5262I</b>	<b>IG5362I</b>
		Orange	<b>IG5262</b>	<b>IG5362</b>
Red		<b>IG5262R</b>	<b>IG5362R</b>	
White		-	<b>IG5362W</b>	
Non-isolated ground, bulk pack of 100.	Orange	-	<b>HBL5362M4</b>	
Weather Resistant, flush, nylon face, back and side wired.	Black	<b>HBL5262BKWR</b>	<b>HBL5362BKWR</b>	
	Brown	<b>HBL5262WR</b>	<b>HBL5362WR</b>	
	Gray	<b>HBL5262GYWR</b>	<b>HBL5362GYWR</b>	
	Ivory	<b>HBL5262IWR</b>	<b>HBL5362IWR</b>	
	Red	<b>HBL5262RWR</b>	<b>HBL5362RWR</b>	
	White	<b>HBL5262WWR</b>	<b>HBL5362WWR</b>	
Corrosion resistant.	Ivory	<b>HBL52CM62I</b>	-	
	Yellow	<b>HBL52CM62</b>	<b>HBL53CM62</b>	
Weather Resistant, Isolated ground <sup>A</sup> .	Gray	<b>IG5262GYWR</b>	<b>IG5362GYWR</b>	
	Ivory	<b>IG5262IWR</b>	<b>IG5362IWR</b>	
	Orange	<b>IG5262WR</b>	<b>IG5362WR</b>	
	Red	<b>IG5262RWR</b>	<b>IG5362RWR</b>	
	White	-	<b>IG5362WWR</b>	
On 4 in. (101.6) round cover.	Brown	<b>HBL5282</b>	-	



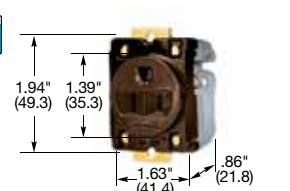
**HBL5262**



**HBL5362IWR**



**HBL5261**



**HBL5284**

### Single

Flush, nylon face, back and side wired.	Black	<b>HBL5261BK</b>	<b>HBL5361BK</b>
	Brown	<b>HBL5261</b>	<b>HBL5361</b>
	Gray	-	<b>HBL5361GRY</b>
	Ivory	<b>HBL5261I</b>	<b>HBL5361I</b>
	White	-	<b>HBL5361W</b>
Isolated ground <sup>A</sup> .	Orange	<b>IG5261</b>	<b>IG5361</b>
Weather Resistant, Isolated ground <sup>A</sup> .	Orange	<b>IG5261WR</b>	<b>IG5361WR</b>
Ring terminal connection.	Brown	<b>HBL5261RT</b>	<b>HBL5361RT</b>
	White	<b>HBL5261WRT</b>	-
	Yellow	<b>HBL5261YRT</b>	-
Weather Resistant, flush, nylon face, back and side wired.	Brown	<b>HBL5261WR</b>	<b>HBL5361WR</b>
	Gray	-	<b>HBL5361GRYWR</b>
Corrosion resistant.	Ivory	<b>HBL5261IWR</b>	<b>HBL5361IWR</b>
	Yellow	<b>HBL52CM61</b>	<b>HBL53CM61</b>
Panel mount on 1.94 in. (49.3) centers.	Brown	<b>HBL5284</b>	<b>HBL5357</b>

Note: <sup>A</sup>See section N for additional information on isolated ground devices.  
See pages A-47 and A-48 for accessories.  
See page Tech-10 for Weather Resistant descriptions.  
See section O for wallplates.

Dimensions in Inches (mm)

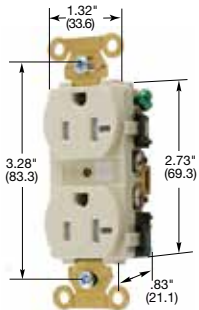
## 15 and 20 Ampere, 125 Volts



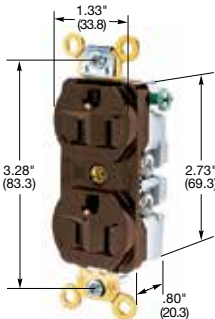
15A 125V  
NEMA 5-15R  
UL CSA  
0.5 HP



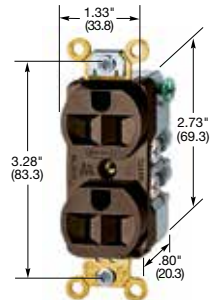
20A 125V  
NEMA 5-20R  
UL CSA  
1 HP



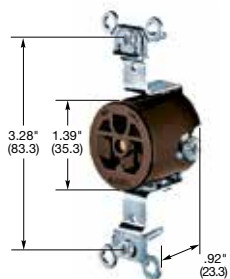
**HBL53621TR**



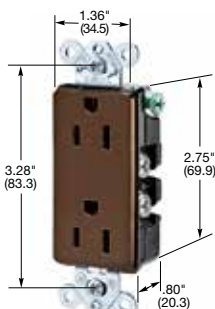
**HBL5252**



**HBL5242**



**HBL5251**



**HBL2152**

Dimensions in Inches (mm)

### HBL® Extra Heavy Duty Tamper-Resistant Receptacles

#### Duplex

Description	Color	Catalog Number	
Flush, nylon face, back and side wired.	Black	<b>HBL5262BKTR</b>	<b>HBL5362BKTR</b>
	Blue	<b>HBL5262BLTR</b>	<b>HBL5362BLTR</b>
	Brown	<b>HBL5262TR</b>	<b>HBL5362TR</b>
	Gray	<b>HBL5262GYTR</b>	<b>HBL5362GYTR</b>
	Ivory	<b>HBL5262ITR</b>	<b>HBL5362ITR</b>
	Light Almond	<b>HBL5262LATR</b>	<b>HBL5362LATR</b>
	Red	<b>HBL5262RTR</b>	<b>HBL5362RTR</b>
	White	<b>HBL5262WTR</b>	<b>HBL5362WTR</b>

### HBL® Extra Heavy Duty Compact Receptacles

#### Duplex

Description	Color	Catalog Number	
Flush, nylon face, back and side wired.	Black	<b>HBL5252BK</b>	<b>HBL5352BK</b>
	Blue	-	<b>HBL5352BL</b>
	Brown	<b>HBL5252</b>	<b>HBL5352</b>
	Gray	<b>HBL5252GY</b>	<b>HBL5352GY</b>
	Ivory	<b>HBL5252I</b>	<b>HBL5352I</b>
	Red	<b>HBL5252R</b>	<b>HBL5352R</b>
	White	<b>HBL5252W</b>	<b>HBL5352W</b>
	On a 4 in. (101.6) round cover.	Brown	<b>HBL5253</b>
Flush, nylon face, side wired only.	Brown	<b>HBL5242</b>	<b>HBL5342</b>
	Gray	<b>HBL5242GY</b>	<b>HBL5342GY</b>
	Ivory	<b>HBL5242I</b>	<b>HBL5342I</b>
	White	<b>HBL5242W</b>	<b>HBL5342W</b>
Ring terminal connection.	Brown	<b>HBL5242RT</b>	<b>HBL5342RT</b>

#### Single

Description	Color	Catalog Number	
Flush, side wired only.	Brown	<b>HBL5251</b>	-
	Ivory	<b>HBL5251I</b>	-
Panel mount 1.75 in. (44.5) centers.	Brown	<b>HBL5258</b>	<b>HBL5358</b>
	Ivory	<b>HBL5258I</b>	-

### Style Line® Decorator\*

Description	Color	Catalog Number	
Flush, nylon face, back and side wired.	Almond	<b>HBL2152AL</b>	<b>HBL2162AL</b>
	Black	<b>HBL2152BK</b>	<b>HBL2162BK</b>
	Brown	<b>HBL2152</b>	<b>HBL2162</b>
	Gray	<b>HBL2152GY</b>	<b>HBL2162GY</b>
	Ivory	<b>HBL2152I</b>	<b>HBL2162I</b>
	Office White	<b>HBL2152OW</b>	<b>HBL2162OW</b>
	White	<b>HBL2152WA</b>	<b>HBL2162WA</b>
Isolated ground <sup>A</sup> .	Gray	-	<b>IG2162GY</b>
	Orange	<b>IG2152</b>	<b>IG2162</b>

Note: <sup>A</sup>See section N for additional information on isolated ground devices.

\*Style Line Duplex devices are not Fed. Spec. Listed.

See page A-47 for accessories.

See section O for wallplates.

# Straight Blade Devices



## 15 and 20 Ampere, 250 Volts



**15A 250V**  
NEMA 6-15R  
UL CSA  
1.5 HP



**20A 250V**  
NEMA 6-20R  
UL CSA  
2 HP

### HBL® Extra Heavy Duty, Specification Grade Receptacles

#### Duplex

Description	Color	Catalog Number	
Flush, nylon face, back and side wired, multiple drive screws.	Black	-	<b>HBL5462BK</b>
	Brown	<b>HBL5662</b>	<b>HBL5462</b>
	Gray	-	<b>HBL5462GY</b>
	Ivory	<b>HBL5662I</b>	<b>HBL5462I</b>
	Red	-	<b>HBL5462R</b>
Isolated ground <sup>A</sup> .	Orange	<b>IG5662</b>	<b>IG5462</b>

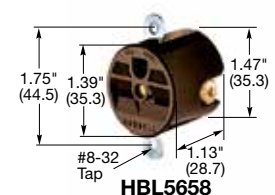
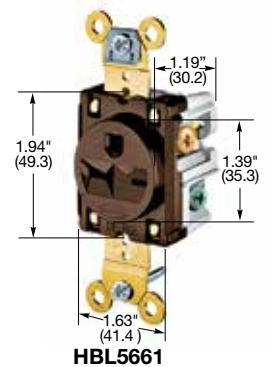


#### Single

Description	Color	Catalog Number	
Flush, nylon face, back and side wired.	Brown	<b>HBL5661</b>	<b>HBL5461</b>
	Gray	-	<b>HBL5461GY</b>
	Ivory	<b>HBL5661I</b>	<b>HBL5461I</b>
	Red	-	<b>HBL5461R</b>
	White	-	<b>HBL5461W</b>
Isolated ground <sup>A</sup> .	Orange	<b>IG5661</b>	<b>IG5461</b>
Panel mount 1.94 in. (49.3) centers.	Brown	<b>HBL5684</b>	-
Ring terminal connection.	Brown	<b>HBL5661RT</b>	-

#### Duplex and Single Panel Mount

Description	Color	Catalog Number	
Flush, nylon duplex face, side wired only.	Brown	<b>HBL5652</b>	-
	Ivory	<b>HBL5652I</b>	-
Panel mount 1.75 in. (44.5) centers.	Brown	<b>HBL5658</b>	-

Note: <sup>A</sup>See section N for additional information on isolated ground devices.  
HP ratings are AC only.  
See page A-47 for accessories.

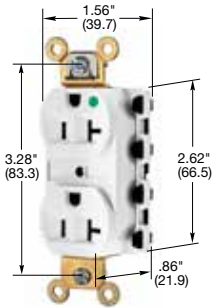


Dimensions in Inches (mm)


# Straight Blade Devices



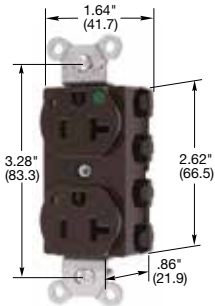
15 and 20 Ampere, 125 Volts



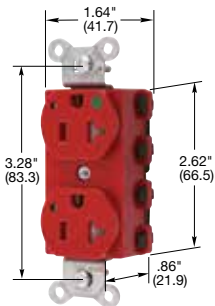
SNAP8300WA




SNAP8300LATRA



SNAP8300L



SNAP8300RLTRA



SNAP8310GY

Dimensions in Inches (mm)

**IP20**  
SUITABILITY



15A 125V  
NEMA 5-15R  
UL CSA  
0.5 HP



20A 125V  
NEMA 5-20R  
UL CSA  
1 HP

## SNAPConnect® Extra Heavy Duty Hospital Grade Receptacles

### Duplex

Description	Color	Catalog Number	Catalog Number	
Hospital grade, finder groove, nylon face, modular receptacle which requires pigtailed connector on page A-15.	Black	SNAP8200BKA	SNAP8300BKA	
	Brown	SNAP8200A	SNAP8300A	
	Gray	SNAP8200GYA	SNAP8300GYA	
	Ivory	SNAP8200IA	SNAP8300IA	
	Light Almond	SNAP8200LAA	SNAP8300LAA	
	Red	SNAP8200RA	SNAP8300RA	
Hospital grade, smooth nylon face, modular receptacle which requires pigtailed connector on page A-15. Assembled in USA.	Black	SNAP8200BKNA	SNAP8300BKNA	
	Brown	SNAP8200NA	SNAP8300NA	
	Gray	SNAP8200GYNA	SNAP8300GYNA	
	Ivory	SNAP8200INA	SNAP8300INA	
	Light Almond	SNAP8200LANA	SNAP8300LANA	
	Red	SNAP8200RNA	SNAP8300RNA	
Hospital grade, Tamper-Resistant, smooth nylon face, modular receptacle which requires pigtailed connector on page A-15. Assembled in USA.	Black	SNAP8200BKTRA	SNAP8300BKTRA	
	Brown	SNAP8200TRA	SNAP8300TRA	
	Gray	SNAP8200GYTRA	SNAP8300GYTRA	
	Ivory	SNAP8200ITRA	SNAP8300ITRA	
	Light Almond	SNAP8200LATRA	SNAP8300LATRA	
	Red	SNAP8200RTRA	SNAP8300RTRA	
Hospital grade, Tamper-Resistant, Split Circuit, smooth nylon face, modular receptacle which requires pigtailed connector on page A-15. Assembled in USA.	Black	SNAP8200BKSCTRA	SNAP8300BKSCTRA	
	Brown	SNAP8200SCTRA	SNAP8300SCTRA	
	Gray	SNAP8200GYSCTRA	SNAP8300GYSCTRA	
	Ivory	SNAP8200ISCTRA	SNAP8300ISCTRA	
	Light Almond	SNAP8200LASCTRA	SNAP8300LASCTRA	
	Red	SNAP8200RSCTRA	SNAP8300RSCTRA	
Isolated ground <sup>4</sup> , Hospital grade, Tamper-Resistant.	Orange	SNAP8200IGTRA	SNAP8300IGTRA	
	Red	SNAP8200RIGTRA	SNAP8300RIGTRA	
	Hospital grade, with Power Indicating LED, smooth nylon face, modular receptacle which requires pigtailed connector on page A-15. Assembled in USA.	Black	SNAP8200BKL	SNAP8300BKL
		Brown	SNAP8200L	SNAP8300L
		Gray	SNAP8200GYL	SNAP8300GYL
		Ivory	SNAP8200IL	SNAP8300IL
Light Almond		SNAP8200LAL	SNAP8300LAL	
Red		SNAP8200RL	SNAP8300RL	
Isolated ground <sup>4</sup> , Hospital grade, with Power Indicating LED.	Orange	SNAP8200IGL	SNAP8300IGL	
	Red	SNAP8200RIGL	SNAP8300RIGL	
	Hospital grade, Tamper-Resistant, with Power Indicating LED, smooth nylon face, modular receptacle which requires pigtailed connector on page A-15. Assembled in USA.	Black	SNAP8200BKLTRA	SNAP8300BKLTRA
		Brown	SNAP8200LTRA	SNAP8300LTRA
		Gray	SNAP8200GYLTRA	SNAP8300GYLTRA
		Ivory	SNAP8200ILTRA	SNAP8300ILTRA
Light Almond		SNAP8200LALTRA	SNAP8300LALTRA	
Red		SNAP8200RLTRA	SNAP8300RLTRA	
Isolated ground <sup>4</sup> , Hospital grade, TR with Power Indicating LED.	Orange	SNAP8200IGLTRA	SNAP8300IGLTRA	
	Red	SNAP8200RIGLTRA	SNAP8300RIGLTRA	

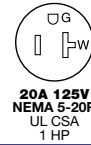
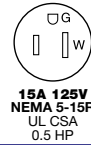
## SNAPConnect® Extra Heavy Duty Hospital Grade Single Receptacles

Color	Hospital Grade		Hospital Grade Tamper-Resistant	
	15A 125V	20A 125V	15A 125V	20A 125V
Almond	SNAP8210AL	SNAP8310AL	SNAP8210ALTR	SNAP8310ALTR
Black	SNAP8210BK	SNAP8310BK	SNAP8210BKTR	SNAP8310BKTR
Blue	SNAP8210BL	SNAP8310BL	SNAP8210BLTR	SNAP8310BLTR
Brown	SNAP8210	SNAP8310	SNAP8210TR	SNAP8310TR
Gray	SNAP8210GY	SNAP8310GY	SNAP8210GYTR	SNAP8310GYTR
Ivory	SNAP8210I	SNAP8310I	SNAP8210ITR	SNAP8310ITR
Light Almond	SNAP8210LA	SNAP8310LA	SNAP8210LATR	SNAP8310LATR
Red	SNAP8210R	SNAP8310R	SNAP8210RTR	SNAP8310RTR
White	SNAP8210W	SNAP8310W	SNAP8210WTR	SNAP8310WTR



## 15 and 20 Ampere, 125 Volts

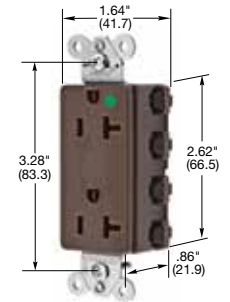
**IP20**  
SUITABILITY




### SNAPConnect® Extra Heavy Duty Hospital Grade Receptacles

#### Style Line® Decorator

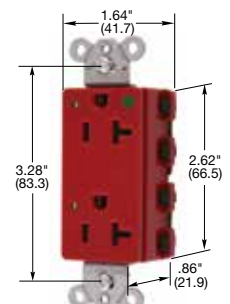
Description	Color	Catalog Number	
Hospital grade, Style Line® decorator, flush, nylon face, modular receptacle which requires pigtailed connector on page A-15.	Black	<b>SNAP2172BKA</b>	<b>SNAP2182BKA</b>
	Brown	<b>SNAP2172A</b>	<b>SNAP2182A</b>
	Gray	<b>SNAP2172GYA</b>	<b>SNAP2182GYA</b>
	Ivory	<b>SNAP2172IA</b>	<b>SNAP2182IA</b>
	Light Almond	<b>SNAP2172LAA</b>	<b>SNAP2182LAA</b>
	Red	<b>SNAP2172RA</b>	<b>SNAP2182RA</b>
Hospital grade, Style Line® decorator, flush, nylon face, modular receptacle which requires pigtailed connector on page A-15. Assembled in USA.	White	<b>SNAP2172WA</b>	<b>SNAP2182WA</b>
	Black	<b>SNAP2172BKNA</b>	<b>SNAP2182BKNA</b>
	Brown	<b>SNAP2172NA</b>	<b>SNAP2182NA</b>
	Gray	<b>SNAP2172GYNA</b>	<b>SNAP2182GYNA</b>
	Ivory	<b>SNAP2172INA</b>	<b>SNAP2182INA</b>
	Light Almond	<b>SNAP2172LANA</b>	<b>SNAP2182LANA</b>
Hospital grade, Tamper-Resistant, Style Line® decorator, flush, nylon face, modular receptacle which requires pigtailed connector on page A-15. Assembled in USA.	Red	<b>SNAP2172RNA</b>	<b>SNAP2182RNA</b>
	White	<b>SNAP2172WNA</b>	<b>SNAP2182WNA</b>
	Black	<b>SNAP2172BKTRA</b>	<b>SNAP2182BKTRA</b>
	Brown	<b>SNAP2172TRA</b>	<b>SNAP2182TRA</b>
	Gray	<b>SNAP2172GYTRA</b>	<b>SNAP2182GYTRA</b>
	Ivory	<b>SNAP2172ITRA</b>	<b>SNAP2182ITRA</b>
Hospital grade, Tamper-Resistant, Split Circuit, Style Line® decorator, flush, nylon face, modular receptacle which requires pigtailed connector on page A-15. Assembled in USA.	Light Almond	<b>SNAP2172LATRA</b>	<b>SNAP2182LATRA</b>
	Red	<b>SNAP2172RTRA</b>	<b>SNAP2182RTRA</b>
	White	<b>SNAP2172WTRA</b>	<b>SNAP2182WTRA</b>
	Black	<b>SNAP2172BKSCTRA</b>	<b>SNAP2182BKSCTRA</b>
	Brown	<b>SNAP2172SCTRA</b>	<b>SNAP2182SCTRA</b>
	Gray	<b>SNAP2172GYSCTRA</b>	<b>SNAP2182GYSCTRA</b>
Hospital grade, with Power Indicating LED, Style Line® decorator, flush, nylon face, modular receptacle which requires pigtailed connector on page A-15. Assembled in USA.	Ivory	<b>SNAP2172ISCTRA</b>	<b>SNAP2182ISCTRA</b>
	Light Almond	<b>SNAP2172LASCTRA</b>	<b>SNAP2182LASCTRA</b>
	Red	<b>SNAP2172RSCTRA</b>	<b>SNAP2182RSCTRA</b>
	White	<b>SNAP2172WSCTRA</b>	<b>SNAP2182WSCTRA</b>
	Orange	<b>SNAP2172IGTRA</b>	<b>SNAP2182IGTRA</b>
	Red	<b>SNAP2172RIGTRA</b>	<b>SNAP2182RIGTRA</b>
Hospital grade, with Power Indicating LED, Style Line® decorator, flush, nylon face, modular receptacle which requires pigtailed connector on page A-15. Assembled in USA.	Black	<b>SNAP2172BKL</b>	<b>SNAP2182BKL</b>
	Brown	<b>SNAP2172L</b>	<b>SNAP2182L</b>
	Gray	<b>SNAP2172GYL</b>	<b>SNAP2182GYL</b>
	Ivory	<b>SNAP2172IL</b>	<b>SNAP2182IL</b>
	Light Almond	<b>SNAP2172LAL</b>	<b>SNAP2182LAL</b>
	Red	<b>SNAP2172RL</b>	<b>SNAP2182RL</b>
Hospital grade, with Power Indicating LED, Style Line® decorator, flush, nylon face, modular receptacle which requires pigtailed connector on page A-15. Assembled in USA.	White	<b>SNAP2172WL</b>	<b>SNAP2182WL</b>
	Orange	<b>SNAP2172IGL</b>	<b>SNAP2182IGL</b>
	Red	<b>SNAP2172RIGL</b>	<b>SNAP2182RIGL</b>
	Black	<b>SNAP2172BKLTRA</b>	<b>SNAP2182BKLTRA</b>
	Brown	<b>SNAP2172LTRA</b>	<b>SNAP2182LTRA</b>
	Gray	<b>SNAP2172GYLTRA</b>	<b>SNAP2182GYLTRA</b>
Hospital grade, Tamper-Resistant, with Power Indicating LED, Style Line® decorator, flush, nylon face, modular receptacle which requires pigtailed connector on page A-15. Assembled in USA.	Ivory	<b>SNAP2172ILTRA</b>	<b>SNAP2182ILTRA</b>
	Light Almond	<b>SNAP2172LALTRA</b>	<b>SNAP2182LALTRA</b>
	Red	<b>SNAP2172RLTRA</b>	<b>SNAP2182RLTRA</b>
	White	<b>SNAP2172WLTRA</b>	<b>SNAP2182WLTRA</b>
	Orange	<b>SNAP2172IGLTRA</b>	<b>SNAP2182IGLTRA</b>
	Red	<b>SNAP2172RIGLTRA</b>	<b>SNAP2182RIGLTRA</b>



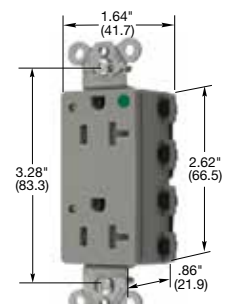
SNAP2182A




SNAP2182ITRA



SNAP2182RL



SNAP2182GYLTRA



SNAPCTG


Dimensions in Inches (mm)

Note: <sup>A</sup>See section N additional information on isolated ground devices and section O for wallplates.  
See page A-5 for additional information on SNAPConnect features and page A-16 for SNAPConnect pigtailed connectors.  
See page Tech-10 for Tamper-Resistant and LED Power Indicators descriptions.  
See pages A-47 and A-48 for accessories.


### SNAPConnect® Tester

Description	Catalog Number
Circuit Tester for SNAPConnect receptacle terminals, GFCI and standard receptacles	<b>SNAPCTG</b>

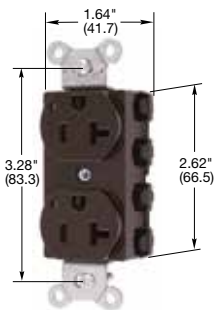
## 15 and 20 Ampere, 125 Volts




**SNAP53621A**




**SNAP5362LATRA**



**SNAP5362L**



**SNAP5362GYLTRA**



**SNAP52611**

Dimensions in Inches (mm)

### SNAPConnect® Extra Heavy Duty Receptacles

#### Duplex

Description	Color	Catalog Number	Catalog Number	
Specification grade, finder groove, nylon face, modular receptacle which requires pigtailed connector on page A-15.	Black	<b>SNAP5262BKA</b>	<b>SNAP5362BKA</b>	
	Brown	<b>SNAP5262A</b>	<b>SNAP5362A</b>	
	Gray	<b>SNAP5262GYA</b>	<b>SNAP5362GYA</b>	
	Ivory	<b>SNAP5262IA</b>	<b>SNAP5362IA</b>	
	Light Almond	<b>SNAP5262LAA</b>	<b>SNAP5362LAA</b>	
	Red	<b>SNAP5262RA</b>	<b>SNAP5362RA</b>	
Specification grade, smooth, nylon face, modular receptacle which requires pigtailed connector on page A-15. Assembled in USA.	Black	<b>SNAP5262BKNA</b>	<b>SNAP5362BKNA</b>	
	Brown	<b>SNAP5262NA</b>	<b>SNAP5362NA</b>	
	Gray	<b>SNAP5262GYNA</b>	<b>SNAP5362GYNA</b>	
	Ivory	<b>SNAP5262INA</b>	<b>SNAP5362INA</b>	
	Light Almond	<b>SNAP5262LANA</b>	<b>SNAP5362LANA</b>	
	Red	<b>SNAP5262RNA</b>	<b>SNAP5362RNA</b>	
Specification grade, Tamper-Resistant, smooth nylon face, modular receptacle which requires pigtailed connector on page A-15. Assembled in USA.	Black	<b>SNAP5262BKTRA</b>	<b>SNAP5362BKTRA</b>	
	Blue	<b>SNAP5262BLTRA</b>	<b>SNAP5362BLTRA</b>	
	Brown	<b>SNAP5262TRA</b>	<b>SNAP5362TRA</b>	
	Gray	<b>SNAP5262GYTRA</b>	<b>SNAP5362GYTRA</b>	
	Ivory	<b>SNAP5262ITRA</b>	<b>SNAP5362ITRA</b>	
	Light Almond	<b>SNAP5262LATRA</b>	<b>SNAP5362LATRA</b>	
Specification grade, Tamper-Resistant, Split Circuit, smooth nylon face, modular receptacle which requires pigtailed connector on page A-15. Assembled in USA.	Black	<b>SNAP5262BKSCTRA</b>	<b>SNAP5362BKSCTRA</b>	
	Blue	<b>SNAP5262BLSCTRA</b>	<b>SNAP5362BLSCTRA</b>	
	Brown	<b>SNAP5262SCTRA</b>	<b>SNAP5362SCTRA</b>	
	Gray	<b>SNAP5262GYSCTRA</b>	<b>SNAP5362GYSCTRA</b>	
	Ivory	<b>SNAP5262ISCTRA</b>	<b>SNAP5362ISCTRA</b>	
	Light Almond	<b>SNAP5262LASCTRA</b>	<b>SNAP5362LASCTRA</b>	
Isolated ground <sup>A</sup> , Specification grade, Tamper-Resistant.	Red	<b>SNAP5262RSCTRA</b>	<b>SNAP5362RSCTRA</b>	
	White	<b>SNAP5262WSCTRA</b>	<b>SNAP5362WSCTRA</b>	
	Orange	<b>SNAP5262IGTRA</b>	<b>SNAP5362IGTRA</b>	
	Specification grade, with Power Indicating LED, smooth nylon face, modular receptacle which requires pigtailed connector on page A-15. Assembled in USA.	Black	<b>SNAP5262BKL</b>	<b>SNAP5362BKL</b>
		Blue	<b>SNAP5262BLL</b>	<b>SNAP5362BLL</b>
		Brown	<b>SNAP5262L</b>	<b>SNAP5362L</b>
Gray		<b>SNAP5262GYL</b>	<b>SNAP5362GYL</b>	
Ivory		<b>SNAP5262IL</b>	<b>SNAP5362IL</b>	
Light Almond		<b>SNAP5262LAL</b>	<b>SNAP5362LAL</b>	
Isolated ground <sup>A</sup> , Specification grade, with Power Indicating LED.	Red	<b>SNAP5262RL</b>	<b>SNAP5362RL</b>	
	White	<b>SNAP5262WL</b>	<b>SNAP5362WL</b>	
	Orange	<b>SNAP5262IGL</b>	<b>SNAP5362IGL</b>	
	Specification grade, Tamper-Resistant, with Power Indicating LED, smooth nylon face, modular receptacle which requires pigtailed connector on page A-15. Assembled in USA.	Black	<b>SNAP5262BKLTRA</b>	<b>SNAP5362BKLTRA</b>
		Blue	<b>SNAP5262BLLTRA</b>	<b>SNAP5362BLLTRA</b>
		Brown	<b>SNAP5262LTRA</b>	<b>SNAP5362LTRA</b>
Gray		<b>SNAP5262GYLTRA</b>	<b>SNAP5362GYLTRA</b>	
Ivory		<b>SNAP5262ILTRA</b>	<b>SNAP5362ILTRA</b>	
Light Almond		<b>SNAP5262LALTRA</b>	<b>SNAP5362LALTRA</b>	
Isolated ground <sup>A</sup> , Specification grade, TR with Power Indicating LED.	Red	<b>SNAP5262RLTRA</b>	<b>SNAP5362RLTRA</b>	
	White	<b>SNAP5262WLTRA</b>	<b>SNAP5362WLTRA</b>	
	Orange	<b>SNAP5262IGLTRA</b>	<b>SNAP5362IGLTRA</b>	

### SNAPConnect® Extra Heavy Duty Standard Single Receptacles

Color	Standard Duplex		Standard Duplex Tamper-Resistant	
	15A 125V	20A 125V	15A 125V	20A 125V
Almond	<b>SNAP5261AL</b>	<b>SNAP5361AL</b>	<b>SNAP5261ALTR</b>	<b>SNAP5361ALTR</b>
Black	<b>SNAP5261BK</b>	<b>SNAP5361BK</b>	<b>SNAP5261BKTR</b>	<b>SNAP5361BKTR</b>
Blue	<b>SNAP5261BL</b>	<b>SNAP5361BL</b>	<b>SNAP5261BLTR</b>	<b>SNAP5361BLTR</b>
Brown	<b>SNAP5261</b>	<b>SNAP5361</b>	<b>SNAP5261TR</b>	<b>SNAP5361TR</b>
Gray	<b>SNAP5261GY</b>	<b>SNAP5361GY</b>	<b>SNAP5261GYTR</b>	<b>SNAP5361GYTR</b>
Ivory	<b>SNAP5261I</b>	<b>SNAP5361I</b>	<b>SNAP5261ITR</b>	<b>SNAP5361ITR</b>
Light Almond	<b>SNAP5261LA</b>	<b>SNAP5361LA</b>	<b>SNAP5261LATR</b>	<b>SNAP5361LATR</b>
Red	<b>SNAP5261R</b>	<b>SNAP5361R</b>	<b>SNAP5261RTR</b>	<b>SNAP5361RTR</b>
White	<b>SNAP5261W</b>	<b>SNAP5361W</b>	<b>SNAP5261WTR</b>	<b>SNAP5361WTR</b>

# Straight Blade Devices



15 and 20 Ampere, 125 Volts



15A 125V  
NEMA 5-15R  
UL CSA  
0.5 HP


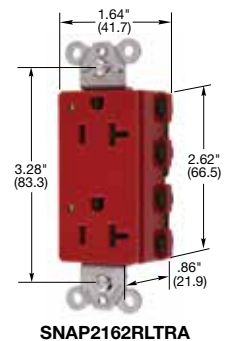
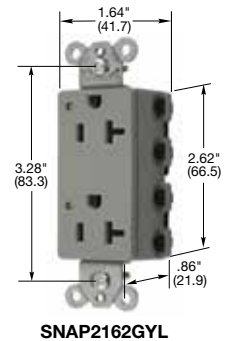

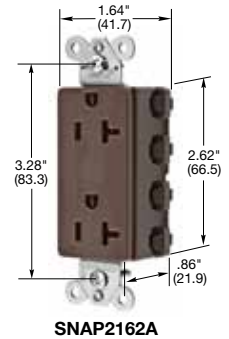


20A 125V  
NEMA 5-20R  
UL CSA  
1 HP

## SNAPConnect® Extra Heavy Duty Receptacles

### Style Line® Decorator

Description	Color	Catalog Number	Catalog Number
Specification grade, Style Line® decorator, flush, nylon face, modular receptacle which requires pigtailed connector below.	Black	<b>SNAP2152BKA</b>	<b>SNAP2162BKA</b>
	Brown	<b>SNAP2152A</b>	<b>SNAP2162A</b>
	Gray	<b>SNAP2152GYA</b>	<b>SNAP2162GYA</b>
	Ivory	<b>SNAP2152IA</b>	<b>SNAP2162IA</b>
	Light Almond	<b>SNAP2152LAA</b>	<b>SNAP2162LAA</b>
	Red	<b>SNAP2152RA</b>	<b>SNAP2162RA</b>
Specification grade, Style Line® decorator, flush, nylon face, modular receptacle which requires pigtailed connector below. Assembled in USA.	White	<b>SNAP2152WA</b>	<b>SNAP2162WA</b>
	Black	<b>SNAP2152BKNA</b>	<b>SNAP2162BKNA</b>
	Brown	<b>SNAP2152NA</b>	<b>SNAP2162NA</b>
	Gray	<b>SNAP2152GYNA</b>	<b>SNAP2162GYNA</b>
	Ivory	<b>SNAP2152INA</b>	<b>SNAP2162INA</b>
	Light Almond	<b>SNAP2152LANA</b>	<b>SNAP2162LANA</b>
Specification grade, Tamper-Resistant, Style Line® decorator, flush, nylon face, modular receptacle which requires pigtailed connector below. Assembled in USA.	Red	<b>SNAP2152RNA</b>	<b>SNAP2162RNA</b>
	White	<b>SNAP2152WNA</b>	<b>SNAP2162WNA</b>
	Black	<b>SNAP2152BKTRA</b>	<b>SNAP2162BKTRA</b>
	Blue	<b>SNAP2152BLTRA</b>	<b>SNAP2162BLTRA</b>
	Brown	<b>SNAP2152TRA</b>	<b>SNAP2162TRA</b>
	Gray	<b>SNAP2152GYTRA</b>	<b>SNAP2162GYTRA</b>
Specification grade, Tamper-Resistant, Split Circuit, Style Line® decorator, flush, nylon face, modular receptacle which requires pigtailed connector below. Assembled in USA.	Ivory	<b>SNAP2152ITRA</b>	<b>SNAP2162ITRA</b>
	Light Almond	<b>SNAP2152LATRA</b>	<b>SNAP2162LATRA</b>
	Red	<b>SNAP2152RTRA</b>	<b>SNAP2162RTRA</b>
	White	<b>SNAP2152WTRA</b>	<b>SNAP2162WTRA</b>
	Black	<b>SNAP2152BKSCTRA</b>	<b>SNAP2162BKSCTRA</b>
	Blue	<b>SNAP2152BLSCTRA</b>	<b>SNAP2162BLSCTRA</b>
Isolated ground <sup>A</sup> , Specification grade, Tamper-Resistant.	Brown	<b>SNAP2152SCTRA</b>	<b>SNAP2162SCTRA</b>
	Gray	<b>SNAP2152GYSCTRA</b>	<b>SNAP2162GYSCTRA</b>
	Ivory	<b>SNAP2152ISCTRA</b>	<b>SNAP2162ISCTRA</b>
	Light Almond	<b>SNAP2152LASCTRA</b>	<b>SNAP2162LASCTRA</b>
	Red	<b>SNAP2152RSCTRA</b>	<b>SNAP2162RSCTRA</b>
	White	<b>SNAP2152WSCTRA</b>	<b>SNAP2162WSCTRA</b>
Specification grade, with Power Indicating LED, Style Line® decorator, flush, nylon face, modular receptacle which requires pigtailed connector below. Assembled in USA.	Orange	<b>SNAP2152IGTRA</b>	<b>SNAP2162IGTRA</b>
	Black	<b>SNAP2152BKL</b>	<b>SNAP2162BKL</b>
	Blue	<b>SNAP2152BLL</b>	<b>SNAP2162BLL</b>
	Brown	<b>SNAP2152L</b>	<b>SNAP2162L</b>
	Gray	<b>SNAP2152GYL</b>	<b>SNAP2162GYL</b>
	Ivory	<b>SNAP2152IL</b>	<b>SNAP2162IL</b>
Isolated ground <sup>A</sup> , Specification grade, with Power Indicating LED.	Light Almond	<b>SNAP2152LAL</b>	<b>SNAP2162LAL</b>
	Red	<b>SNAP2152RL</b>	<b>SNAP2162RL</b>
	White	<b>SNAP2152WL</b>	<b>SNAP2162WL</b>
	Black	<b>SNAP2152BKLTRA</b>	<b>SNAP2162BKLTRA</b>
	Blue	<b>SNAP2152BLLTRA</b>	<b>SNAP2162BLLTRA</b>
	Brown	<b>SNAP2152LTRA</b>	<b>SNAP2162LTRA</b>
Specification grade, Tamper-Resistant, with Power Indicating LED, Style Line® decorator, flush, nylon face, modular receptacle which requires pigtailed connector below. Assembled in USA.	Gray	<b>SNAP2152GYLTRA</b>	<b>SNAP2162GYLTRA</b>
	Ivory	<b>SNAP2152ILTRA</b>	<b>SNAP2162ILTRA</b>
	Light Almond	<b>SNAP2152LALTRA</b>	<b>SNAP2162LALTRA</b>
	Red	<b>SNAP2152RLTRA</b>	<b>SNAP2162RLTRA</b>
	White	<b>SNAP2152WLTRA</b>	<b>SNAP2162WLTRA</b>
	Orange	<b>SNAP2152IGLTRA</b>	<b>SNAP2162IGLTRA</b>



Note: <sup>A</sup>See section N additional information on isolated ground devices.  
See page Tech-10 for Tamper-Resistant and LED Power Indicators descriptions.  
See pages A-47 and A-48 for accessories.  
See section O for wallplates.

## SNAPConnect® Right Angle Pigtailed Connector

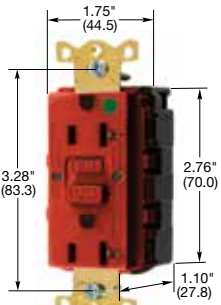
Description	Wire Type	General Use	Assembled in USA
Clear right angle terminal with 6 inch leads #12 AWG THHN/THWN-2; Polycarbonate housing material.	Solid	<b>SNAP1RA</b>	<b>SNAP1RNA</b>
	Stranded	<b>SNAP2RA</b>	<b>SNAP2RNA</b>

Note: For Assembled in USA products, must order connector with NA suffix.


Dimensions in Inches (mm)

# Straight Blade Devices


15 and 20 Ampere, 125 Volts



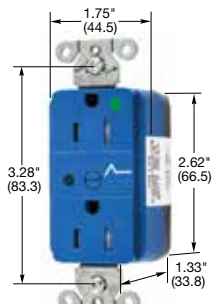
GFRST83SNAPR




GFTWRST83SNAPI



SNAP8300USBW



SNAP8262S



SNAP1RA

Dimensions in Inches (mm)



## SNAPConnect® GFCI LED Hospital Grade ●


Description	Color	Catalog Number	
Hospital Grade SNAPConnect GFCI LED, self-grounding staple, requires connector below, sold separately. Add "NA" suffix for devices Assembled in USA.	Almond	<b>GFRST82SNAPAL</b>	<b>GFRST83SNAPAL</b>
	Black	<b>GFRST82SNAPBK</b>	<b>GFRST83SNAPBK</b>
	Brown	<b>GFRST82SNAP</b>	<b>GFRST83SNAP</b>
	Gray	<b>GFRST82SNAPGY</b>	<b>GFRST83SNAPGY</b>
	Ivory	<b>GFRST82SNAPI</b>	<b>GFRST83SNAPI</b>
	Light Almond	<b>GFRST82SNAPLA</b>	<b>GFRST83SNAPLA</b>
	Red	<b>GFRST82SNAPR</b>	<b>GFRST83SNAPR</b>
	White	<b>GFRST82SNAPW</b>	<b>GFRST83SNAPW</b>

## SNAPConnect® GFCI LED Hospital Grade ● Tamper and Weather Resistant



Description	Color	Catalog Number	
Hospital Grade SNAPConnect GFCI TR/WR, self-grounding staple, requires connector below, sold separately. Add "NA" suffix for devices Assembled in USA.	Almond	<b>GFTWRST82SNAPAL</b>	<b>GFTWRST83SNAPAL</b>
	Black	<b>GFTWRST82SNAPBK</b>	<b>GFTWRST83SNAPBK</b>
	Brown	<b>GFTWRST82SNAP</b>	<b>GFTWRST83SNAP</b>
	Gray	<b>GFTWRST82SNAPGY</b>	<b>GFTWRST83SNAPGY</b>
	Ivory	<b>GFTWRST82SNAPI</b>	<b>GFTWRST83SNAPI</b>
	Light Almond	<b>GFTWRST82SNAPLA</b>	<b>GFTWRST83SNAPLA</b>
	Red	<b>GFTWRST82SNAPR</b>	<b>GFTWRST83SNAPR</b>
	White	<b>GFTWRST82SNAPW</b>	<b>GFTWRST83SNAPW</b>


Note: GFCI type receptacles should not be used in critical care patient areas or for electrical life support equipment applications because of the possibility of power interruption. All GFCI receptacles are furnished with a matching color nylon wallplate, 20 amp feed-through capability.



## SNAPConnect® USB Charger Hospital Grade ● Duplex Receptacles



Description	Color	Catalog Number	
Hospital Grade SNAPConnect USB Charger, Tamper-Resistant Style Line® decorator duplex receptacle, two USB type 2.0 ports 3 Amp, 5 Volt DC, 15 or 20 Amp, 125 Volt AC.	Black	<b>SNAP8200USBBK</b>	<b>SNAP8300USBBK</b>
	Brown	<b>SNAP8200USB</b>	<b>SNAP8300USB</b>
	Gray	<b>SNAP8200USBGY</b>	<b>SNAP8300USBGY</b>
	Ivory	<b>SNAP8200USBI</b>	<b>SNAP8300USBI</b>
	Light Almond	<b>SNAP8200USBLA</b>	<b>SNAP8300USBLA</b>
	Red	<b>SNAP8200USBR</b>	<b>SNAP8300USBR</b>
	White	<b>SNAP8200USBW</b>	<b>SNAP8300USBW</b>



## SNAPConnect® Surge Protection Hospital Grade ● Tamper-Resistant Receptacle with Power Indicating LED



Description	Color	Catalog Number	
Hospital Grade SNAPConnect Surge suppression, Tamper-Resistant, smooth face, duplex receptacle.	Blue	<b>SNAP8262S</b>	<b>SNAP8362S</b>
	Gray	<b>SNAP8262GYS</b>	<b>SNAP8362GYS</b>
	Ivory	<b>SNAP8262IS</b>	<b>SNAP8362IS</b>
	Light Almond	<b>SNAP8262LAS</b>	<b>SNAP8362LAS</b>
	Red	<b>SNAP8262RS</b>	<b>SNAP8362RS</b>
	White	<b>SNAP8262WS</b>	<b>SNAP8362WS</b>

## SNAPConnect® Right Angle Pigtailed Terminal

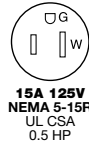
Description	Wire Type	General Use Catalog Number	Assembled in USA Catalog Number
Clear right angle terminal with 6 inch leads #12 AWG THHN/THWN-2; Polycarbonate housing material.	Solid	<b>SNAP1RA</b>	<b>SNAP1RNA</b>
	Stranded	<b>SNAP2RA</b>	<b>SNAP2RNA</b>

Note: See page Tech-10 for Tamper-Resistant, Weather Resistant and LED Power Indicators descriptions.




# Straight Blade Devices

15 and 20 Ampere, 125 Volts



## SNAPConnect® GFCI LED


Description	Color	Catalog Number	
SNAPConnect GFCI LED, self-grounding staple, requires connector below, sold separately. Add "NA" suffix for devices Assembled in USA.	Almond	<b>GFRST15SNAPAL</b>	<b>GFRST20SNAPAL</b>
	Black	<b>GFRST15SNAPBK</b>	<b>GFRST20SNAPBK</b>
	Brown	<b>GFRST15SNAP</b>	<b>GFRST20SNAP</b>
	Gray	<b>GFRST15SNAPGY</b>	<b>GFRST20SNAPGY</b>
	Ivory	<b>GFRST15SNAPI</b>	<b>GFRST20SNAPI</b>
	Light Almond	<b>GFRST15SNAPLA</b>	<b>GFRST20SNAPLA</b>
	Red	<b>GFRST15SNAPR</b>	<b>GFRST20SNAPR</b>
	White	<b>GFRST15SNAPW</b>	<b>GFRST20SNAPW</b>



**GFRST15SNAPGY**

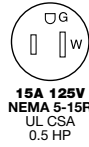
## SNAPConnect® GFCI LED, Tamper and Weather Resistant

Description	Color	Catalog Number	
SNAPConnect GFCI TR/WR, self-grounding staple, requires connector below, sold separately. Add "NA" suffix for devices Assembled in USA.	Almond	<b>GFTWRST15SNAPAL</b>	<b>GFTWRST20SNAPAL</b>
	Black	<b>GFTWRST15SNAPBK</b>	<b>GFTWRST20SNAPBK</b>
	Brown	<b>GFTWRST15SNAP</b>	<b>GFTWRST20SNAP</b>
	Gray	<b>GFTWRST15SNAPGY</b>	<b>GFTWRST20SNAPGY</b>
	Ivory	<b>GFTWRST15SNAPI</b>	<b>GFTWRST20SNAPI</b>
	Light Almond	<b>GFTWRST15SNAPLA</b>	<b>GFTWRST20SNAPLA</b>
	Red	<b>GFTWRST15SNAPR</b>	<b>GFTWRST20SNAPR</b>
	White	<b>GFTWRST15SNAPW</b>	<b>GFTWRST20SNAPW</b>




**GFTWRST20SNAPI**

Note: GFCI type receptacles should not be used in critical care patient areas or for electrical life support equipment applications because of the possibility of power interruption. All GFCI receptacles are furnished with a matching color nylon wallplate, 20 amp feed-through capability.

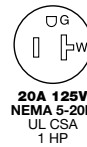
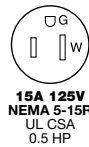


## SNAPConnect® USB Charger, Duplex Receptacles

Description	Color	Catalog Number	
SNAPConnect USB Charger, Tamper-Resistant Style Line® decorator duplex receptacle, two USB type 2.0 ports 3 Amp, 5 Volt DC, 15 or 20 Amp, 125 Volt AC.	Black	<b>SNAP15USBK</b>	<b>SNAP20USBK</b>
	Brown	<b>SNAP15USB</b>	<b>SNAP20USB</b>
	Gray	<b>SNAP15USBGY</b>	<b>SNAP20USBGY</b>
	Ivory	<b>SNAP15USB</b>	<b>SNAP20USB</b>
	Light Almond	<b>SNAP15USBLA</b>	<b>SNAP20USBLA</b>
	White	<b>SNAP15USBW</b>	<b>SNAP20USBW</b>

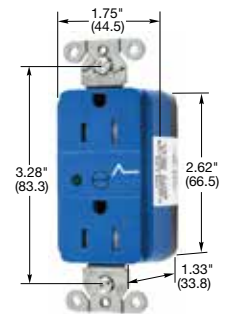


**SNAP15USBW**



## SNAPConnect® Surge Protection, Tamper-Resistant Receptacle with Power Indicating LED

Description	Color	Catalog Number	
SNAPConnect Surge suppression, Tamper-Resistant, smooth face, duplex receptacle.	Blue	<b>SNAP5262S</b>	<b>SNAP5362S</b>
	Gray	<b>SNAP5262GYS</b>	<b>SNAP5362GYS</b>
	Ivory	<b>SNAP5262IS</b>	<b>SNAP5362IS</b>
	Light Almond	<b>SNAP5262LAS</b>	<b>SNAP5362LAS</b>
	White	<b>SNAP5262WS</b>	<b>SNAP5362WS</b>




**SNAP5262S**

## SNAPConnect® Tester

Description	Catalog Number
Circuit Tester for SNAPConnect receptacle terminals, GFCI and standard receptacles.	<b>SNAPCTG</b>

Note: See page Tech-10 for Tamper-Resistant, Weather Resistant and LED Power Indicators descriptions.



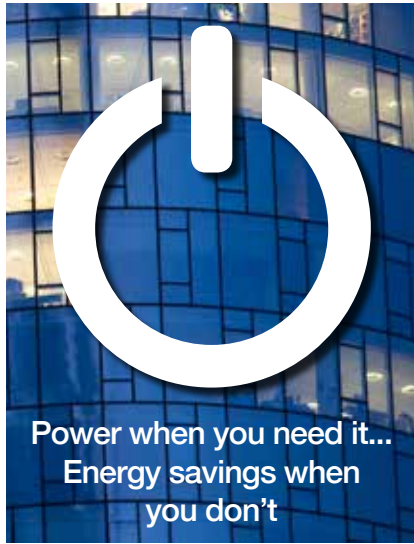
**SNAPCTG**

Dimensions in Inches (mm)

# Straight Blade Devices




15 and 20 Ampere, 125 Volts




- Ⓞ Permanent power symbol remains clearly visible after installation
- Ⓞ Control both outlets per device for 100% controlled applications or just one outlet for 50% controlled applications
- Ⓞ Ideal for commercial buildings, retail, schools, hotel rooms
- Ⓞ Part of the Hubbell Load:Logic™ Plug Control system

## SNAPConnect® Permanently Marked Receptacles




SNAP5362C1W

Duplex	Color	One Controlled Face Split Circuit Hot Tab		Two Controlled Faces		
		15 Amp	20 Amp	15 Amp	20 Amp	
SNAPConnect® standard duplex, permanently marked for use with automatic plugload controls.	Black	SNAP5262C1BK	SNAP5362C1BK	SNAP5262C2BK	SNAP5362C2BK	
	Blue	SNAP5262C1BL	SNAP5362C1BL	SNAP5262C2BL	SNAP5362C2BL	
	Brown	SNAP5262C1	SNAP5362C1	SNAP5262C2	SNAP5362C2	
	Gray	SNAP5262C1GY	SNAP5362C1GY	SNAP5262C2GY	SNAP5362C2GY	
	Green	SNAP5262C1GN	SNAP5362C1GN	SNAP5262C2GN	SNAP5362C2GN	
	Ivory	SNAP5262C1I	SNAP5362C1I	SNAP5262C2I	SNAP5362C2I	
	Lt. Almond	SNAP5262C1LA	SNAP5362C1LA	SNAP5262C2LA	SNAP5362C2LA	
	Red	SNAP5262C1R	SNAP5362C1R	SNAP5262C2R	SNAP5362C2R	
	White	SNAP5262C1W	SNAP5362C1W	SNAP5262C2W	SNAP5362C2W	
	SNAPConnect® Tamper-Resistant, standard duplex, permanently marked for use with automatic plugload controls.	Black	SNAP5262C1BKTRA	SNAP5362C1BKTRA	SNAP5262C2BKTRA	SNAP5362C2BKTRA
		Brown	SNAP5262C1TRA	SNAP5362C1TRA	SNAP5262C2TRA	SNAP5362C2TRA
Gray		SNAP5262C1GYTRA	SNAP5362C1GYTRA	SNAP5262C2GYTRA	SNAP5362C2GYTRA	
Green		SNAP5262C1GNTRA	SNAP5362C1GNTRA	SNAP5262C2GNTRA	SNAP5362C2GNTRA	
Ivory		SNAP5262C1ITRA	SNAP5362C1ITRA	SNAP5262C2ITRA	SNAP5362C2ITRA	
Lt. Almond		SNAP5262C1LATRA	SNAP5362C1LATRA	SNAP5262C2LATRA	SNAP5362C2LATRA	
White	SNAP5262C1WTRA	SNAP5362C1WTRA	SNAP5262C2WTRA	SNAP5362C2WTRA		



SNAP2162C2I

Style Line® Decorator	Color	One Controlled Face Split Circuit Hot Tab		Two Controlled Faces		
		15 Amp	20 Amp	15 Amp	20 Amp	
SNAPConnect® decorator duplex, permanently marked for use with automatic plugload controls.	Black	SNAP2152C1BK	SNAP2162C1BK	SNAP2152C2BK	SNAP2162C2BK	
	Blue	SNAP2152C1BL	SNAP2162C1BL	SNAP2152C2BL	SNAP2162C2BL	
	Brown	SNAP2152C1	SNAP2162C1	SNAP2152C2	SNAP2162C2	
	Gray	SNAP2152C1GY	SNAP2162C1GY	SNAP2152C2GY	SNAP2162C2GY	
	Green	SNAP2152C1GN	SNAP2162C1GN	SNAP2152C2GN	SNAP2162C2GN	
	Ivory	SNAP2152C1I	SNAP2162C1I	SNAP2152C2I	SNAP2162C2I	
	Lt. Almond	SNAP2152C1LA	SNAP2162C1LA	SNAP2152C2LA	SNAP2162C2LA	
	Red	SNAP2152C1R	SNAP2162C1R	SNAP2152C2R	SNAP2162C2R	
	White	SNAP2152C1W	SNAP2162C1W	SNAP2152C2W	SNAP2162C2W	
	SNAPConnect® Tamper-Resistant, decorator duplex, permanently marked for use with automatic plugload controls.	Black	SNAP2152C1BKTRA	SNAP2162C1BKTRA	SNAP2152C2BKTRA	SNAP2162C2BKTRA
		Brown	SNAP2152C1TRA	SNAP2162C1TRA	SNAP2152C2TRA	SNAP2162C2TRA
Gray		SNAP2152C1GYTRA	SNAP2162C1GYTRA	SNAP2152C2GYTRA	SNAP2162C2GYTRA	
Green		SNAP2152C1GNTRA	SNAP2162C1GNTRA	SNAP2152C2GNTRA	SNAP2162C2GNTRA	
Ivory		SNAP2152C1ITRA	SNAP2162C1ITRA	SNAP2152C2ITRA	SNAP2162C2ITRA	
Lt. Almond		SNAP2152C1LATRA	SNAP2162C1LATRA	SNAP2152C2LATRA	SNAP2162C2LATRA	
White	SNAP2152C1WTRA	SNAP2162C1WTRA	SNAP2152C2WTRA	SNAP2162C2WTRA		



SNAP1RA

## SNAPConnect® Right Angle Pigtailed Connector

Description	Solid Wire	Stranded Wire
Clear right angle terminal with 6 inch leads, 600V, #12 AWG THHN/THWN-2; Polycarbonate housing material.	SNAP1RA	SNAP2RA

## Permanent Controlled Receptacle Label

Description	Catalog Number
For use in retrofit applications where indication of a controlled receptacle is required. This label is UL approved for marking and labeling. 60 labels of each per pack.	CL60

Dimensions in Inches (mm)

# Straight Blade Devices





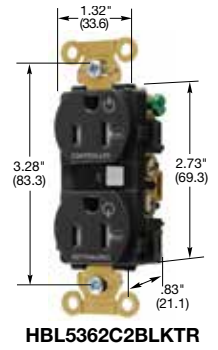


15 and 20 Ampere, 125 Volts

## Industrial Grade, Permanently Marked Tamper-Resistant Receptacles



Duplex	Color	One Controlled Face Split Circuit Hot Tab		Two Controlled Faces	
		15 Amp	20 Amp	15 Amp	20 Amp
Smooth nylon face, duplex, permanently marked for use with automatic outlet control systems, back and side wired.	Black	HBL5262C1BLKTR	HBL5362C1BLKTR	HBL5262C2BLKTR	HBL5362C2BLKTR
	Blue	HBL5262C1BLTR	HBL5362C1BLTR	HBL5262C2BLTR	HBL5362C2BLTR
	Brown	HBL5262C1TR	HBL5362C1TR	HBL5262C2TR	HBL5362C2TR
	Gray	HBL5262C1GRYTR	HBL5362C1GRYTR	HBL5262C2GRYTR	HBL5362C2GRYTR
	Ivory	HBL5262C1ITR	HBL5362C1ITR	HBL5262C2ITR	HBL5362C2ITR
	Lt. Almond	HBL5262C1LATR	HBL5362C1LATR	HBL5262C2LATR	HBL5362C2LATR
	Red	HBL5262C1RTR	HBL5362C1RTR	HBL5262C2RTR	HBL5362C2RTR
	White	HBL5262C1WHITR	HBL5362C1WHITR	HBL5262C2WHITR	HBL5362C2WHITR



## Permanently Marked Receptacles

Duplex	Color	One Controlled Face Split Circuit Hot Tab		Two Controlled Faces	
		15 Amp	20 Amp	15 Amp	20 Amp
Smooth nylon face, duplex, permanently marked for use with automatic outlet control systems, back and side wired.	Black	BR15C1BLK	BR20C1BLK	BR15C2BLK	BR20C2BLK
	Blue	BR15C1BL	BR20C1BL	BR15C2BL	BR20C2BL
	Brown	BR15C1	BR20C1	BR15C2	BR20C2
	Gray	BR15C1GRY	BR20C1GRY	BR15C2GRY	BR20C2GRY
	Green	BR15C1GN	BR20C1GN	BR15C2GN	BR20C2GN
	Ivory	BR15C1I	BR20C1I	BR15C2I	BR20C2I
	Lt. Almond	BR15C1LA	BR20C1LA	BR15C2LA	BR20C2LA
	Red	BR15C1R	BR20C1R	BR15C2R	BR20C2R
	White	BR15C1WHI	BR20C1WHI	BR15C2WHI	BR20C2WHI
	Smooth nylon face, Tamper-Resistant, duplex, permanently marked for use with automatic outlet control systems, back and side wired.	Black	BR15C1BLKTR	BR20C1BLKTR	BR15C2BLKTR
Blue		BR15C1BLTR	BR20C1BLTR	BR15C2BLTR	BR20C2BLTR
Brown		BR15C1TR	BR20C1TR	BR15C2TR	BR20C2TR
Gray		BR15C1GRYTR	BR20C1GRYTR	BR15C2GRYTR	BR20C2GRYTR
Green		BR15C1GNTR	BR20C1GNTR	BR15C2GNTR	BR20C2GNTR
Ivory		BR15C1ITR	BR20C1ITR	BR15C2ITR	BR20C2ITR
Lt. Almond		BR15C1LATR	BR20C1LATR	BR15C2LATR	BR20C2LATR
Red		BR15C1RTR	BR20C1RTR	BR15C2RTR	BR20C2RTR
White		BR15C1WHITR	BR20C1WHITR	BR15C2WHITR	BR20C2WHITR

## Style Line® Decorator

Smooth nylon face, decorator duplex, permanently marked for use with automatic outlet control systems, back and side wired.	Black	DR15C1BLK	DR20C1BLK	DR15C2BLK	DR20C2BLK
	Blue	DR15C1BL	DR20C1BL	DR15C2BL	DR20C2BL
	Brown	DR15C1	DR20C1	DR15C2	DR20C2
	Gray	DR15C1GRY	DR20C1GRY	DR15C2GRY	DR20C2GRY
	Green	DR15C1GN	DR20C1GN	DR15C2GN	DR20C2GN
	Ivory	DR15C1I	DR20C1I	DR15C2I	DR20C2I
	Lt. Almond	DR15C1LA	DR20C1LA	DR15C2LA	DR20C2LA
	Red	DR15C1R	DR20C1R	DR15C2R	DR20C2R
	White	DR15C1WHI	DR20C1WHI	DR15C2WHI	DR20C2WHI
	Smooth nylon face, Tamper-Resistant, decorator duplex, permanently marked for use with automatic outlet control systems, back and side wired.	Black	DR15C1BLKTR	DR20C1BLKTR	DR15C2BLKTR
Blue		DR15C1BLTR	DR20C1BLTR	DR15C2BLTR	DR20C2BLTR
Brown		DR15C1TR	DR20C1TR	DR15C2TR	DR20C2TR
Gray		DR15C1GRYTR	DR20C1GRYTR	DR15C2GRYTR	DR20C2GRYTR
Green		DR15C1GNTR	DR20C1GNTR	DR15C2GNTR	DR20C2GNTR
Ivory		DR15C1ITR	DR20C1ITR	DR15C2ITR	DR20C2ITR
Lt. Almond		DR15C1LATR	DR20C1LATR	DR15C2LATR	DR20C2LATR
Red		DR15C1RTR	DR20C1RTR	DR15C2RTR	DR20C2RTR
White		DR15C1WHITR	DR20C1WHITR	DR15C2WHITR	DR20C2WHITR

## Permanent Controlled Receptacle Label

Description	Catalog Number
For use in retrofit applications where indication of a controlled receptacle is required. This label is UL approved for marking and labeling. 60 labels of each per pack.	CL60

Dimensions in Inches (mm)



# Straight Blade Devices

## Features and Benefits

### Switched Receptacles for Automatic Receptacle Control

The Load Control Switched Duplex Receptacle is the latest addition to Hubbell Wiring Device-Kellems' comprehensive offering for automatic receptacle control requirements. Featuring Hubbell's exclusive and patented tamper-resistant mechanism as standard, the unit is capable of controlling other receptacles downstream in the branch circuit.

Hubbell offers this innovative device in wired and wireless options, which are both fully compatible with existing systems. This allows for easy additions and changes to meet current energy codes and standards in current facilities.

#### Common Features

- Half Controlled or Fully Controlled 15A or 20A Options
- Hubbell's Exclusive Tamper-Resistant Mechanism
- Downstream Branch Circuit Control
- Brass Strap
- Permanent NEC 406.3 (E) Markings
- UL498B SA Listed Receptacles with Integral Switching Comply with Supplement SA
- Fed Spec W596G
- Hospital Grade Series Available



#### Wired Switched Receptacles

- The wired series is designed to be automatically controlled by a low voltage signal from either occupancy sensors, or any other type of control device capable of performing this task, such as a time-of-day control device



#### Wireless Switched Receptacles

- The Clear Connect™ enabled wireless series is a wireless receiver that is controlled by the corresponding occupancy sensor

### Wired Switched Receptacles for Automatic Receptacle Control

Description	Color	15A		20A	
		Split Circuit	Fully Controlled	Split Circuit	Fully Controlled
Auto ON/Auto OFF control. Capable of controlling additional receptacles downstream.	Black	<b>HBL5262LC1BK</b>	<b>HBL5262LC2BK</b>	<b>HBL5362LC1BK</b>	<b>HBL5362LC2BK</b>
	Brown	<b>HBL5262LC1</b>	<b>HBL5262LC2</b>	<b>HBL5362LC1</b>	<b>HBL5362LC2</b>
	Gray	<b>HBL5262LC1GY</b>	<b>HBL5262LC2GY</b>	<b>HBL5362LC1GY</b>	<b>HBL5362LC2GY</b>
	Green	<b>HBL5262LC1GN</b>	<b>HBL5262LC2GN</b>	<b>HBL5362LC1GN</b>	<b>HBL5362LC2GN</b>
	Ivory	<b>HBL5262LC1I</b>	<b>HBL5262LC2I</b>	<b>HBL5362LC1I</b>	<b>HBL5362LC2I</b>
	Lt. Almond	<b>HBL5262LC1LA</b>	<b>HBL5262LC2LA</b>	<b>HBL5362LC1LA</b>	<b>HBL5362LC2LA</b>
	White	<b>HBL5262LC1W</b>	<b>HBL5262LC2W</b>	<b>HBL5362LC1W</b>	<b>HBL5362LC2W</b>

Note: See Section E, page E-31 for technical information. Special order for hospital grade devices.



HBL5362LC2W

### Wireless Switched Receptacles for Automatic Receptacle Control

Description	Color	15A		20A	
		Split Circuit	Fully Controlled	Split Circuit	Fully Controlled
Wireless receiver Auto ON/Auto OFF. Capable of controlling additional receptacles downstream.	Black	<b>HBL5262RFC1BK</b>	<b>HBL5262RFC2BK</b>	<b>HBL5362RFC1BK</b>	<b>HBL5362RFC2BK</b>
	Brown	<b>HBL5262RFC1</b>	<b>HBL5262RFC2</b>	<b>HBL5362RFC1</b>	<b>HBL5362RFC2</b>
	Gray	<b>HBL5262RFC1GY</b>	<b>HBL5262RFC2GY</b>	<b>HBL5362RFC1GY</b>	<b>HBL5362RFC2GY</b>
	Green	<b>HBL5262RFC1GN</b>	<b>HBL5262RFC2GN</b>	<b>HBL5362RFC1GN</b>	<b>HBL5362RFC2GN</b>
	Ivory	<b>HBL5262RFC1I</b>	<b>HBL5262RFC2I</b>	<b>HBL5362RFC1I</b>	<b>HBL5362RFC2I</b>
	Lt. Almond	<b>HBL5262RFC1LA</b>	<b>HBL5262RFC2LA</b>	<b>HBL5362RFC1LA</b>	<b>HBL5362RFC2LA</b>
	White	<b>HBL5262RFC1W</b>	<b>HBL5262RFC2W</b>	<b>HBL5362RFC1W</b>	<b>HBL5362RFC2W</b>

Note: See Section E, page E-31 for technical information. Special order for hospital grade devices.



HBL5362RFC2W



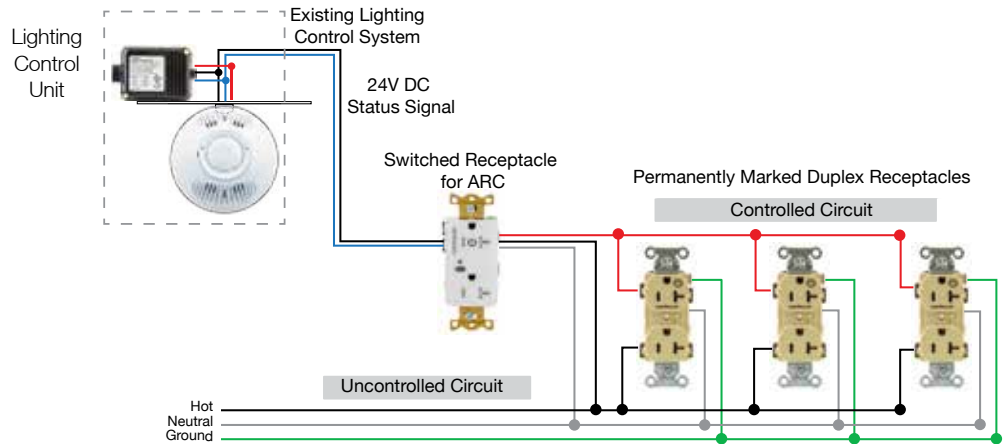
# Straight Blade Devices



New Codes and Standards mandates that 50% of all receptacles in private offices, open offices and computer classrooms must be automatically controlled by occupancy or time based schedules. This also includes outlets in modular furniture. Hubbell provides solutions for compliance that are cost effective and installer friendly. Find out more design resources at [www.hubbell-wiring.com/energy.aspx](http://www.hubbell-wiring.com/energy.aspx)

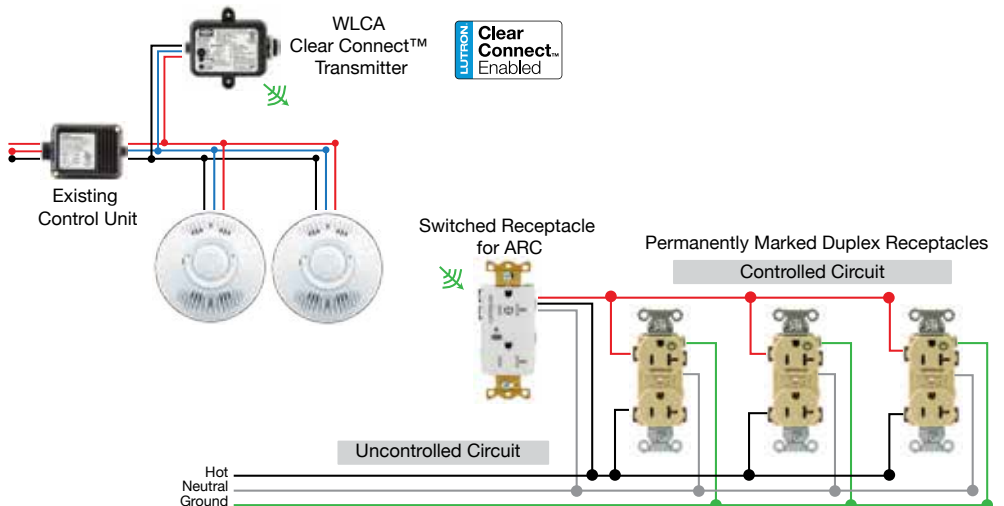
## Wired

Utilizing low voltage wiring provides installers with a familiar method of wiring and installation. Specify Hubbell's new load control receptacle to meet this requirement. Utilize alternating outlet or split receptacle wiring as required to control at least 50% of the outlets in the space.



## Wireless

Wireless communication takes complexity out of retrofit and difficult installations by eliminating low voltage wires running between lighting and receptacle control units. This gives installers flexibility to quickly deploy, add additional devices, and configure and re-configure the system as needed. Hubbell's WL series controls utilize Clear Connect™ communication and are compatible with other Clear Connect™ devices, such as Hubbell's wireless occupancy sensors.



## Codes and Standards

### ASHRAE 90.1

ASHRAE 90.1 is the leading energy building efficiency standard for commercial buildings in North America. Section 8.4.2, ASHRAE 90.1-2010 instituted the requirement that in certain spaces at least 50% of all receptacles are to be controlled by either time of day control device, an occupancy sensor or by an automated signal from another control or alarm system.

Clear Connect™ is a registered trademark of Lutron Electronics Co., Inc.



### California Energy Commission Title 24

Section 130.5(d) of California Energy Commission Title 24, Part 6 - 2013 code requires receptacles to have automatic shutoff controls in certain spaces in all buildings.




### NEC 2017

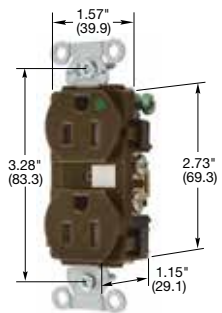
Article 406.3(E) of the NEC® 2017 edition selected the standby (⏻) symbol as the marking for a receptacle connected to an automatic control system.



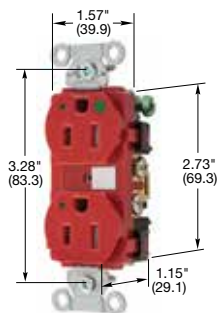
## 15 and 20 Ampere, 125 Volts




**8200LA**




**8200TRA**



**8200REDLTRA**



**2172LATRA**



**2182IVLTRA**

Dimensions in Inches (mm)

### Hubbell-PRO Heavy Duty Hospital Grade Receptacles



**15A 125V**  
NEMA 5-15R  
UL CSA  
0.5 HP



**20A 125V**  
NEMA 5-20R  
UL CSA  
1 HP

#### Duplex

	Color	Catalog Number	
Hospital grade, smooth nylon face, back and side wired. Assembled in USA.	Black	<b>8200BK</b>	<b>8300BK</b>
	Brown	<b>8200</b>	<b>8300</b>
	Gray	<b>8200GY</b>	<b>8300GY</b>
	Ivory	<b>8200IV</b>	<b>8300IV</b>
	Light Almond	<b>8200LA</b>	<b>8300LA</b>
	Red	<b>8200RED</b>	<b>8300RED</b>
White	<b>8200WHI</b>	<b>8300WHI</b>	
Hospital grade, Tamper-Resistant, smooth nylon face, back and side wired. Assembled in USA.	Black	<b>8200BKTRA</b>	<b>8300BKTRA</b>
	Brown	<b>8200TRA</b>	<b>8300TRA</b>
	Gray	<b>8200GYTRA</b>	<b>8300GYTRA</b>
	Ivory	<b>8200IVTRA</b>	<b>8300IVTRA</b>
	Light Almond	<b>8200LATRA</b>	<b>8300LATRA</b>
	Red	<b>8200REDTRA</b>	<b>8300REDTRA</b>
White	<b>8200WTRA</b>	<b>8300WTRA</b>	
Hospital grade, with Power Indicating LED, smooth nylon face, back and side wired. Assembled in USA.	Black	<b>8200BKL</b>	<b>8300BKL</b>
	Brown	<b>8200L</b>	<b>8300L</b>
	Gray	<b>8200GYL</b>	<b>8300GYL</b>
	Ivory	<b>8200IVL</b>	<b>8300IVL</b>
	Light Almond	<b>8200LAL</b>	<b>8300LALM</b>
	Red	<b>8200REDL</b>	<b>8300REDL</b>
White	<b>8200WL</b>	<b>8300WL</b>	
Hospital grade, Tamper-Resistant, with Power Indicating LED, smooth nylon face, back and side wired. Assembled in USA.	Black	<b>8200BKLTRA</b>	<b>8300BKLTRA</b>
	Brown	<b>8200LTRA</b>	<b>8300LTRA</b>
	Gray	<b>8200GYLTRA</b>	<b>8300GYLTRA</b>
	Ivory	<b>8200IVLTRA</b>	<b>8300IVLTRA</b>
	Light Almond	<b>8200LALTRA</b>	<b>8300LALTRA</b>
	Red	<b>8200REDLTRA</b>	<b>8300REDLTRA</b>
White	<b>8200WLTRA</b>	<b>8300WLTRA</b>	

#### Style Line® Decorator

Hospital grade, Style Line® decorator, flush, nylon face, back and side wired. Assembled in USA.	Black	<b>2172BK</b>	<b>2182BK</b>
	Brown	<b>2172</b>	<b>2182</b>
	Gray	<b>2172GY</b>	<b>2182GY</b>
	Ivory	<b>2172IV</b>	<b>2182IV</b>
	Light Almond	<b>2172LA</b>	<b>2182LA</b>
	Red	<b>2172RED</b>	<b>2182RED</b>
White	<b>2172W</b>	<b>2182W</b>	
Hospital grade, Tamper-Resistant, Style Line® decorator, flush, nylon face, back and side wired. Assembled in USA.	Black	<b>2172BKTRA</b>	<b>2182BKTRA</b>
	Brown	<b>2172TRA</b>	<b>2182TRA</b>
	Gray	<b>2172GYTRA</b>	<b>2182GYTRA</b>
	Ivory	<b>2172IVTRA</b>	<b>2182IVTRA</b>
	Light Almond	<b>2172LATRA</b>	<b>2182LATRA</b>
	Red	<b>2172REDTRA</b>	<b>2182REDTRA</b>
White	<b>2172WTRA</b>	<b>2182WTRA</b>	
Hospital grade, with Power Indicating LED, Style Line® decorator, flush, nylon face, back and side wired. Assembled in USA.	Black	<b>2172BKL</b>	<b>2182BKL</b>
	Brown	<b>2172L</b>	<b>2182L</b>
	Gray	<b>2172GYL</b>	<b>2182GYL</b>
	Ivory	<b>2172IVL</b>	<b>2182IVL</b>
	Light Almond	<b>2172LAL</b>	<b>2182LAL</b>
	Red	<b>2172REDL</b>	<b>2182REDL</b>
White	<b>2172WL</b>	<b>2182WL</b>	
Hospital grade, Tamper-Resistant, with Power Indicating LED, Style Line® decorator, flush, nylon face, back and side wired. Assembled in USA.	Black	<b>2172BKLTRA</b>	<b>2182BKLTRA</b>
	Brown	<b>2172LTRA</b>	<b>2182LTRA</b>
	Gray	<b>2172GYLTRA</b>	<b>2182GYLTRA</b>
	Ivory	<b>2172IVLTRA</b>	<b>2182IVLTRA</b>
	Light Almond	<b>2172LALTRA</b>	<b>2182LALTRA</b>
	Red	<b>2172REDLTRA</b>	<b>2182REDLTRA</b>
White	<b>2172WLTRA</b>	<b>2182WLTRA</b>	

Note: See pages A-47 and A-48 for accessories.

See page Tech-10 for Tamper-Resistant and LED Power Indicators descriptions.

See section O for wallplates.

# Straight Blade Devices



## 15 and 20 Ampere, 125 and 250 Volts

### Hubbell-PRO Heavy Duty Specification Grade Receptacles



15A 125V  
NEMA 5-15R  
UL CSA  
0.5 HP



20A 125V  
NEMA 5-20R  
UL CSA  
1 HP

Duplex	Color	Catalog Number	Catalog Number
Smooth nylon face, duplex, back and side wired.	Almond	5252AAL	5352AAL
	Black	5252ABLK	5352ABLK
	Brown	5252AB	5352AB
	Gray	5252AG	5352AG
	Ivory	5252AI	5352AI
	Light Almond	5252ALA	5352ALA
	Office White	5252AOW	5352AOW
	Red	5252AR	5352AR
	White	5252AW	5352AW
Isolated ground <sup>A</sup> , smooth face, duplex, back and side wired.	Almond	IG5252AL	IG5352AL
	Gray	IG5252GY	IG5352GY
	Ivory	IG5252I	IG5352I
	Light Almond	IG5252LA	IG5352LA
	Orange	IG5252	IG5352
Isolated ground <sup>A</sup> , Tamper-Resistant, smooth face, duplex, back and side wired.	Ivory	IG5252ITR	IG5352ITR
	Orange	IG5252TR	IG5352TR
	White	IG5252WTR	IG5352WTR
Finder groove nylon face, duplex, back and side wired.	Almond	5262AL	5362AL
	Black	5262BLK	5362BLK
	Blue	-	5362BL
	Brown	5262B	5362B
	Gray	5262G	5362G
	Ivory	5262I	5362I
	Light Almond	5262LA	5362LA
	Office White	5262OW	5362OW
	Red	5262R	5362R
	White	5262W	5362W
Weather Resistant, finder groove nylon face, duplex, back and side wired.	Black	5262BKWR	5362BKWR
	Brown	5262WR	5362WR
	Gray	5262GYWR	5362GYWR
	Ivory	5262IWR	5362IWR
	White	5262WWR	5362WWR
Isolated ground <sup>A</sup> , finder groove face, duplex, back and side wired.	Black	CR5252IGBK	CR5352IGBK
	Blue	-	CR5352IGBL
	Gray	CR5252IGGY	CR5352IGGY
	Ivory	CR5252IGI	CR5352IGI
	Orange	CR5252IG	CR5352IG
	Office White	CR5252IGOW	CR5352IGOW
White	CR5252IGW	CR5352IGW	

Note: <sup>A</sup>See section N for additional information on isolated ground devices.  
See page A-47 for accessories and section O for wallplates.  
See page Tech-10 for Tamper and Weather Resistant descriptions.  
Horsepower ratings listed above are AC only.




15A 250V  
NEMA 6-15R  
UL CSA  
1.5 HP



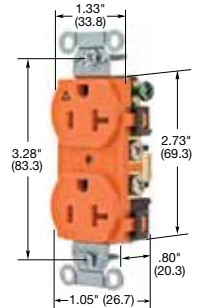
20A 250V  
NEMA 6-20R  
UL CSA  
2 HP

### Hubbell-PRO Heavy Duty Specification Grade Receptacles

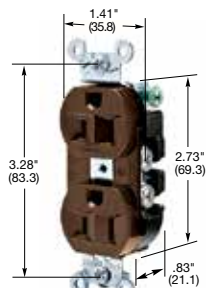
Duplex	Color	Catalog Number	Catalog Number
Smooth nylon face, duplex, back and side wired.	Almond	5662AL	5462AL
	Black	5662BK	5462BK
	Blue	5662BL	5462BL
	Brown	5662B	5462B
	Gray	5662GY	5462GY
	Ivory	5662IV	5462IV
	Light Almond	5662LA	5462LA
	Red	5662R	5462R
	White	5662WHI	5462WHI




5252AI



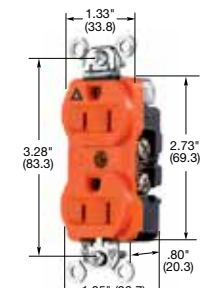
IG5352



5262B



5362IWR



CR5252IG


Dimensions in Inches (mm)




15A 125V  
NEMA 5-15R  
UL CSA  
0.5 HP



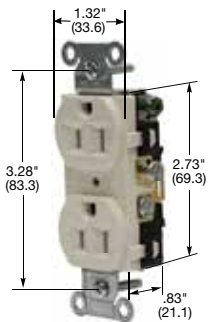
20A 125V  
NEMA 5-20R  
UL CSA  
1 HP




CR15I



CR15TR



CRF15LA



CR15IP1

### Commercial Specification Grade Receptacles

#### Duplex

Description	Color	Catalog Number	
Smooth nylon face, duplex, side wired only.	Almond	<b>CR15AL</b>	<b>CR20AL</b>
	Black	<b>CR15BLK</b>	<b>CR20BLK</b>
	Brown	<b>CR15</b>	<b>CR20</b>
	Gray	<b>CR15GRY</b>	<b>CR20GRY</b>
	Ivory	<b>CR15I</b>	<b>CR20I</b>
	Light Almond	<b>CR15LA</b>	<b>CR20LA</b>
	Office White	<b>CR15OW</b>	<b>CR20OW</b>
	White	<b>CR15WHI</b>	<b>CR20WHI</b>
Tamper-Resistant*, smooth nylon face, duplex, side wired only.	Almond	<b>CR15ALTR</b>	<b>CR20ALTR</b>
	Black	<b>CR15BLKTR</b>	<b>CR20BLKTR</b>
	Brown	<b>CR15TR</b>	<b>CR20TR</b>
	Gray	<b>CR15GRYTR</b>	<b>CR20GRYTR</b>
	Ivory	<b>CR15ITR</b>	<b>CR20ITR</b>
	Light Almond	<b>CR15LATR</b>	<b>CR20LATR</b>
	White	<b>CR15WHITR</b>	<b>CR20WHITR</b>
Finder groove, nylon face, duplex, side wired only.	Almond	<b>CRF15AL</b>	<b>CRF20AL</b>
	Black	-	<b>CRF20BLK</b>
	Brown	<b>CRF15</b>	<b>CRF20</b>
	Gray	<b>CRF15GRY</b>	<b>CRF20GRY</b>
	Ivory	<b>CRF15I</b>	<b>CRF20I</b>
	Light Almond	<b>CRF15LA</b>	<b>CRF20LA</b>
	Office White	<b>CRF15OW</b>	<b>CRF20OW</b>
	White	<b>CRF15WHI</b>	<b>CRF20WHI</b>
Pre-wired receptacles, smooth nylon face, duplex, side wired only, self-grounding, 8" solid wire leads.	Black	<b>CR15BLKP1</b>	<b>CR20BLKP1</b>
	Brown	<b>CR15P1</b>	<b>CR20P1</b>
	Gray	<b>CR15GRYP1</b>	<b>CR20GRYP1</b>
	Ivory	<b>CR15IP1</b>	<b>CR20IP1</b>
	Light Almond	<b>CR15LAP1</b>	<b>CR20LAP1</b>
	White	<b>CR15WHIP1</b>	<b>CR20WHIP1</b>
Pre-wired receptacles, smooth nylon face, duplex, side wired only, self-grounding, 8" stranded wire leads.	Black	<b>CR15BLKP2</b>	<b>CR20BLKP2</b>
	Brown	<b>CR15P2</b>	<b>CR20P2</b>
	Gray	<b>CR15GRYP2</b>	<b>CR20GRYP2</b>
	Ivory	<b>CR15IP2</b>	<b>CR20IP2</b>
	Light Almond	<b>CR15LAP2</b>	<b>CR20LAP2</b>
	White	<b>CR15WHIP2</b>	<b>CR20WHIP2</b>
Pre-wired receptacles, Tamper-Resistant*, smooth nylon face, duplex, side wired only, self-grounding, 8" solid wire leads.	Black	<b>CR15BLKTRP1</b>	<b>CR20BLKTRP1</b>
	Brown	<b>CR15TRP1</b>	<b>CR20TRP1</b>
	Gray	<b>CR15GRYTRP1</b>	<b>CR20GRYTRP1</b>
	Ivory	<b>CR15ITRP1</b>	<b>CR20ITRP1</b>
	Light Almond	<b>CR15LATRP1</b>	<b>CR20LATRP1</b>
	White	<b>CR15WHITRP1</b>	<b>CR20WHITRP1</b>
Pre-wired receptacles, Tamper-Resistant*, smooth nylon face, duplex, side wired only, self-grounding, 8" stranded wire leads.	Black	<b>CR15BLKTRP2</b>	<b>CR20BLKTRP2</b>
	Brown	<b>CR15TRP2</b>	<b>CR20TRP2</b>
	Gray	<b>CR15GRYTRP2</b>	<b>CR20GRYTRP2</b>
	Ivory	<b>CR15ITRP2</b>	<b>CR20ITRP2</b>
	Light Almond	<b>CR15LATRP2</b>	<b>CR20LATRP2</b>
	White	<b>CR15WHITRP2</b>	<b>CR20WHITRP2</b>

Note: \*Tamper-resistant devices are not Fed. Spec. Listed.  
See page A-47 for accessories.  
See page Tech-10 for Tamper-Resistant descriptions.  
See section O for wallplates.

Dimensions in Inches (mm)



# Straight Blade Devices



## 15 and 20 Ampere, 125 Volts



**15A 125V  
NEMA 5-15R  
UL CSA  
0.5 HP**




**20A 125V  
NEMA 5-20R  
UL CSA  
1 HP**

### Commercial Specification Grade Receptacles

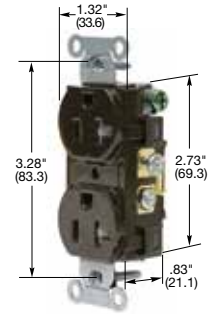
#### Duplex

Description	Color	Catalog Number		
Smooth nylon face, duplex, back and side wired.	Almond	<b>BR15AL</b>	<b>BR20AL</b>	
	Black	<b>BR15BLK</b>	<b>BR20BLK</b>	
	Blue	<b>BR15BL</b>	<b>BR20BL</b>	
	Brown	<b>BR15</b>	<b>BR20</b>	
	Gray	<b>BR15GRY</b>	<b>BR20GRY</b>	
	Ivory	<b>BR15I</b>	<b>BR20I</b>	
	Light Almond	<b>BR15LA</b>	<b>BR20LA</b>	
	Office White	<b>BR15OW</b>	<b>BR20OW</b>	
	Red	<b>BR15R</b>	<b>BR20R</b>	
	White	<b>BR15WHI</b>	<b>BR20WHI</b>	
	Tamper-Resistant*, smooth nylon face, duplex, back and side wired.	Almond	<b>BR15ALTR</b>	<b>BR20ALTR</b>
Black		<b>BR15BLKTR</b>	<b>BR20BLKTR</b>	
Blue		<b>BR15BLTR</b>	<b>BR20BLTR</b>	
Brown		<b>BR15TR</b>	<b>BR20TR</b>	
Gray		<b>BR15GRYTR</b>	<b>BR20GRYTR</b>	
Ivory		<b>BR15ITR</b>	<b>BR20ITR</b>	
Light Almond		<b>BR15LATR</b>	<b>BR20LATR</b>	
Red		<b>BR15RTR</b>	<b>BR20RTR</b>	
White		<b>BR15WHITR</b>	<b>BR20WHITR</b>	
Weather Resistant, smooth nylon face, duplex, back and side wired.		Black	<b>BR15BLKWR</b>	<b>BR20BLKWR</b>
		Brown	<b>BR15WR</b>	<b>BR20WR</b>
	Gray	<b>BR15GRYWR</b>	<b>BR20GRYWR</b>	
	Ivory	<b>BR15IWR</b>	<b>BR20IWR</b>	
	Light Almond	<b>BR15LAWR</b>	<b>BR20LAWR</b>	
	White	<b>BR15WHIWR</b>	<b>BR20WHIWR</b>	
Weather and Tamper-Resistant*, smooth nylon face, duplex, back and side wired.	Black	<b>BR15BLKWTR</b>	<b>BR20BLKWTR</b>	
	Brown	<b>BR15WRTR</b>	<b>BR20WRTR</b>	
	Gray	<b>BR15GRYWRTR</b>	<b>BR20GRYWRTR</b>	
	Ivory	<b>BR15IWRTR</b>	<b>BR20IWRTR</b>	
	Light Almond	<b>BR15LAWRTR</b>	<b>BR20LAWRTR</b>	
	White	<b>BR15WHIWRTR</b>	<b>BR20WHIWRTR</b>	
Isolated ground <sup>A</sup> , smooth nylon face, duplex, side wired only.	Almond	<b>IG15CRAL</b>	<b>IG20CRAL</b>	
	Gray	<b>IG15CRGRY</b>	<b>IG20CRGRY</b>	
	Ivory	<b>IG15CRI</b>	<b>IG20CRI</b>	
	Light Almond	<b>IG15CRLA</b>	<b>IG20CRLA</b>	
	Orange	<b>IG15CR</b>	<b>IG20CR</b>	
	White	<b>IG15CRWHI</b>	<b>IG20CRWHI</b>	
Isolated ground <sup>A</sup> , Style Line <sup>®</sup> decorator*, smooth nylon face, duplex, back and side wired.	Almond	<b>IG15DRAL</b>	<b>IG20DRAL</b>	
	Gray	<b>IG15DRGRY</b>	<b>IG20DRGRY</b>	
	Ivory	<b>IG15DRI</b>	<b>IG20DRI</b>	
	Light Almond	<b>IG15DRLA</b>	<b>IG20DRLA</b>	
	Orange	<b>IG15DR</b>	<b>IG20DR</b>	
	White	-	<b>IG20DRWHI</b>	

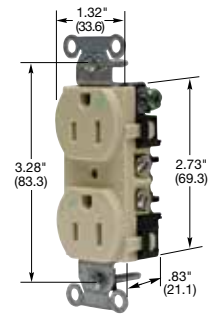
Note: <sup>A</sup>See section N for additional information on isolated ground devices.  
\*Tamper-resistant and IG decorator devices are not Fed. Spec. Listed.  
See page A-47 for accessories.  
See page Tech-10 for Tamper and Weather Resistant descriptions.  
See section O for wallplates.




**BR15I**



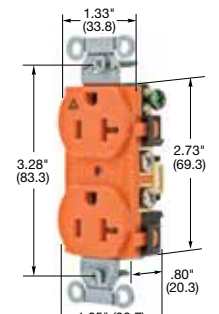
**BR20TR**



**BR15IWR**




**BR20WRTR**




**IG20CR**

Dimensions in Inches (mm)


## 15 and 20 Ampere, 125 Volts




**DR15GRY**



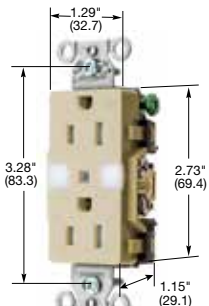
**DR20ITR**



**DR20GRYWRTR**



**DR20WHIP2**








**DR15NLIV**

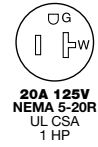
Dimensions in Inches (mm)

### Commercial Specification Grade Receptacles

#### Style Line® Decorator

Description	Color	Catalog Number	Catalog Number	
Smooth nylon face, Style Line® decorator duplex, back and side wired.	Almond	<b>DR15AL</b>	<b>DR20AL</b>	
	Black	<b>DR15BLK</b>	<b>DR20BLK</b>	
	Brown	<b>DR15</b>	<b>DR20</b>	
	Gray	<b>DR15GRY</b>	<b>DR20GRY</b>	
	Ivory	<b>DR15I</b>	<b>DR20I</b>	
	Light Almond	<b>DR15LA</b>	<b>DR20LA</b>	
	Red	<b>DR15R</b>	<b>DR20R</b>	
	White	<b>DR15WHI</b>	<b>DR20WHI</b>	
	 Tamper-Resistant*, Style Line® decorator duplex, smooth nylon face, back and side wired.	Almond	<b>DR15ALTR</b>	<b>DR20ALTR</b>
		Black	<b>DR15BLKTR</b>	<b>DR20BLKTR</b>
Brown		<b>DR15TR</b>	<b>DR20TR</b>	
Gray		<b>DR15GRYTR</b>	<b>DR20GRYTR</b>	
Ivory		<b>DR15ITR</b>	<b>DR20ITR</b>	
Light Almond		<b>DR15LATR</b>	<b>DR20LATR</b>	
White		<b>DR15WHITR</b>	<b>DR20WHITR</b>	
 Weather and Tamper-Resistant*, Style Line® decorator duplex, smooth nylon face, back and side wired.		Black	<b>DR15BLKWRTR</b>	<b>DR20BLKWRTR</b>
		Brown	<b>DR15WRTR</b>	<b>DR20WRTR</b>
		Gray	<b>DR15GRYWRTR</b>	<b>DR20GRYWRTR</b>
	Ivory	<b>DR15IWRTR</b>	<b>DR20IWRTR</b>	
Pre-wired receptacles, Style Line® decorator duplex, smooth nylon face, back and side wired, self-grounding, 8" solid wire leads.	Black	<b>DR15BLKP1</b>	<b>DR20BLKP1</b>	
	Brown	<b>DR15P1</b>	<b>DR20P1</b>	
	Gray	<b>DR15GRYP1</b>	<b>DR20GRYP1</b>	
	Ivory	<b>DR15IP1</b>	<b>DR20IP1</b>	
Pre-wired receptacles, Style Line® decorator duplex, smooth nylon face, back and side wired, self-grounding, 8" stranded wire leads.	Black	<b>DR15BLKP2</b>	<b>DR20BLKP2</b>	
	Brown	<b>DR15P2</b>	<b>DR20P2</b>	
	Gray	<b>DR15GRYP2</b>	<b>DR20GRYP2</b>	
	Ivory	<b>DR15IP2</b>	<b>DR20IP2</b>	
 Pre-wired receptacles, Tamper-Resistant*, Style Line® decorator duplex, smooth nylon face, back and side wired, self-grounding, 8" solid wire leads.	Black	<b>DR15BLKTRP1</b>	<b>DR20BLKTRP1</b>	
	Brown	<b>DR15TRP1</b>	<b>DR20TRP1</b>	
	Gray	<b>DR15GRYTRP1</b>	<b>DR20GRYTRP1</b>	
	Ivory	<b>DR15ITRP1</b>	<b>DR20ITRP1</b>	
 Pre-wired receptacles, Tamper-Resistant*, Style Line® decorator duplex, smooth nylon face, back and side wired, self-grounding, 8" stranded wire leads.	Black	<b>DR15BLKTRP2</b>	<b>DR20BLKTRP2</b>	
	Brown	<b>DR15TRP2</b>	<b>DR20TRP2</b>	
	Gray	<b>DR15GRYTRP2</b>	<b>DR20GRYTRP2</b>	
	Ivory	<b>DR15ITRP2</b>	<b>DR20ITRP2</b>	
 Nightlight receptacle, two nightlight sources for a total of 0.5 Lumens, Tamper-Resistant* shutters complies with NEC article 406.12, back and side wired	Ivory	<b>DR15NLIV</b>	-	
	Light Almond	<b>DR15NLLA</b>	-	
	White	<b>DR15NLWH</b>	-	

Note: \*Tamper-resistant devices are not Fed. Spec. Listed.  
 See page A-47 for accessories.  
 See page Tech-10 for Tamper and Weather Resistant descriptions.  
 See section O for wallplates.



## 15 and 20 Ampere, 125 Volts

### Hospital Grade ● USB Charger Type-C, Type A&C and Type A



15A 125V  
NEMA 5-15R  
UL CSA  
0.5 HP



20A 125V  
NEMA 5-20R  
UL CSA  
1 HP



Description	Color	Catalog Number	
Hospital Grade USB Charger Outlet: two Type-C port configurations, high power 5 Amp, 5 Volt USB output, Tamper-Resistant duplex receptacle, USB ports rated 10,000 cycles.	Black	<b>USB8200C5BK</b>	<b>USB8300C5BK</b>
	Brown	<b>USB8200C5</b>	<b>USB8300C5</b>
	Gray	<b>USB8200C5GY</b>	<b>USB8300C5GY</b>
	Ivory	<b>USB8200C5I</b>	<b>USB8300C5I</b>
	Light Almond	<b>USB8200C5LA</b>	<b>USB8300C5LA</b>
	Red	<b>USB8200C5R</b>	<b>USB8300C5R</b>
Hospital Grade USB Charger Outlet: one Type A and one Type-C port configurations, high power 5 Amp, 5 Volt USB output, Tamper-Resistant duplex receptacle, USB ports rated 10,000 cycles.	Black	<b>USB8200AC5BK</b>	<b>USB8300AC5BK</b>
	Brown	<b>USB8200AC5</b>	<b>USB8300AC5</b>
	Gray	<b>USB8200AC5GY</b>	<b>USB8300AC5GY</b>
	Ivory	<b>USB8200AC5I</b>	<b>USB8300AC5I</b>
	Light Almond	<b>USB8200AC5LA</b>	<b>USB8300AC5LA</b>
	Red	<b>USB8200AC5R</b>	<b>USB8300AC5R</b>
Hospital Grade USB Charger Outlet: two Type A port configurations, high power 5 Amp, 5 Volt USB output, Tamper-Resistant duplex receptacle, USB ports rated 10,000 cycles.	Black	<b>USB8200A5BK</b>	<b>USB8300A5BK</b>
	Brown	<b>USB8200A5</b>	<b>USB8300A5</b>
	Gray	<b>USB8200A5GY</b>	<b>USB8300A5GY</b>
	Ivory	<b>USB8200A5I</b>	<b>USB8300A5I</b>
	Light Almond	<b>USB8200A5LA</b>	<b>USB8300A5LA</b>
	Red	<b>USB8200A5R</b>	<b>USB8300A5R</b>
White	<b>USB8200A5W</b>	<b>USB8300A5W</b>	

### Commercial Grade USB Charger Type-C, Type A&C and Type A



Description	Color	Catalog Number	
Commercial Grade USB Charger Outlet: two Type-C port configurations, high power 5 Amp, 5 Volt USB output, Tamper-Resistant duplex receptacle, USB ports rated 10,000 cycles.	Black	<b>USB15C5BK</b>	<b>USB20C5BK</b>
	Brown	<b>USB15C5</b>	<b>USB20C5</b>
	Gray	<b>USB15C5GY</b>	<b>USB20C5GY</b>
	Ivory	<b>USB15C5I</b>	<b>USB20C5I</b>
	Light Almond	<b>USB15C5LA</b>	<b>USB20C5LA</b>
	White	<b>USB15C5W</b>	<b>USB20C5W</b>
Commercial Grade USB Charger Outlet: one Type A and one Type-C port configurations, high power 5 Amp, 5 Volt USB output, Tamper-Resistant duplex receptacle, USB ports rated 10,000 cycles.	Black	<b>USB15AC5BK</b>	<b>USB20AC5BK</b>
	Brown	<b>USB15AC5</b>	<b>USB20AC5</b>
	Gray	<b>USB15AC5GY</b>	<b>USB20AC5GY</b>
	Ivory	<b>USB15AC5I</b>	<b>USB20AC5I</b>
	Light Almond	<b>USB15AC5LA</b>	<b>USB20AC5LA</b>
	White	<b>USB15AC5W</b>	<b>USB20AC5W</b>
Commercial Grade USB Charger Outlet: two Type A port configurations, high power 5 Amp, 5 Volt USB output, Tamper-Resistant duplex receptacle, USB ports rated 10,000 cycles.	Black	<b>USB15A5BK</b>	<b>USB20A5BK</b>
	Brown	<b>USB15A5</b>	<b>USB20A5</b>
	Gray	<b>USB15A5GY</b>	<b>USB20A5GY</b>
	Ivory	<b>USB15A5I</b>	<b>USB20A5I</b>
	Light Almond	<b>USB15A5LA</b>	<b>USB20A5LA</b>
	White	<b>USB15A5W</b>	<b>USB20A5W</b>

Note: See page Tech-10 for Tamper-Resistant description.  
See section O for wallplates.


### USB Charger 4 Port Outlet




Description	Color	Catalog Number
USB Charger 4 Port Outlet, Four USB Type 2.0 Ports 5 Amp, 5 Volt DC decorator.	Black	<b>USB4BK</b>
	Brown	<b>USB4</b>
	Gray	<b>USB4GY</b>
	Ivory	<b>USB4I</b>
	Lt. Almond	<b>USB4LA</b>
	White	<b>USB4W</b>

### USB Charger 2 Port Outlet


Description	Color	Catalog Number
USB Charger 2 Port Outlet, Shallow Profile, Two USB Type 2.0 Ports 3 Amp, 5 Volt DC decorator.	Black	<b>USB2BK</b>
	Brown	<b>USB2</b>
	Gray	<b>USB2GY</b>
	Ivory	<b>USB2I</b>
	Lt. Almond	<b>USB2LA</b>
	White	<b>USB2W</b>



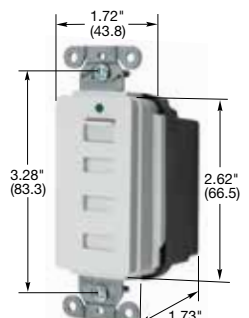
USB8300C5W




USB15AC5GY



USB20A5I



USB4W




USB2W

Dimensions in Inches (mm)


# Straight Blade Devices



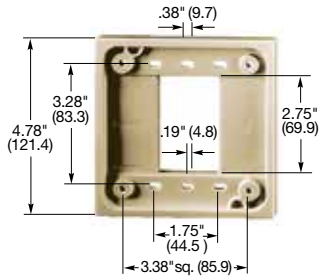
15 and 20 Ampere, 125 Volts



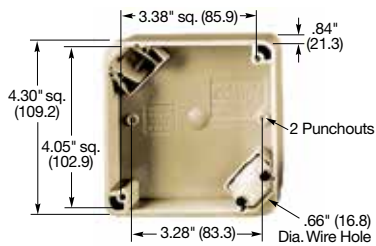
**HBL415HI**



**HBL415I**



**HBL4API**



**HBL4PBI**

## 4-PLEX® Hospital Grade ● Receptacles



**15A 125V**  
**NEMA 5-15R**  
 UL CSA  
 0.5 HP



**20A 125V**  
**NEMA 5-20R**  
 UL CSA  
 1 HP

Description	Color	Catalog Number	
4 outlet high impact resistant Polycarbonate construction. Mount to 4 in. square box.	Brown	<b>HBL415H</b>	<b>HBL420H</b>
	Gray	-	<b>HBL420HGY</b>
	Ivory	<b>HBL415HI</b>	<b>HBL420HI</b>
	Red	<b>HBL415HR</b>	<b>HBL420HR</b>
	White	<b>HBL415HW</b>	<b>HBL420HW</b>

## 4-PLEX® Receptacles Over Size Robertson/Slotted Head Terminal Screws



**15A 125V**  
**NEMA 5-15R**  
 UL CSA  
 0.5 HP



**20A 125V**  
**NEMA 5-20R**  
 UL CSA  
 1 HP

Description	Color	Catalog Number	
Specification grade.	Black	<b>HBL415BK</b>	<b>HBL420BK</b>
	Brown	<b>HBL415</b>	<b>HBL420</b>
	Gray	<b>HBL415GY</b>	<b>HBL420GY</b>
	Ivory	<b>HBL415I</b>	<b>HBL420I</b>
	White	<b>HBL415W</b>	<b>HBL420W</b>
Isolated ground <sup>A</sup> .	Orange	<b>IG415</b>	<b>IG420</b>
Surge suppression.	Blue	<b>HBL415S</b>	<b>HBL420S</b>
	Ivory	<b>HBL415IS</b>	<b>HBL420IS</b>

Note: <sup>A</sup>See section N for additional information on isolated ground devices.

Horsepower ratings are AC only.

4-PLEX Receptacles are of a non-metallic design. Product is supplied with isolated ground symbol stickers. Apply if needed. Mounts to 4-inch square box.

## 4-PLEX® Accessories

Description	Color	Catalog Number
4-PLEX adapter plates for 1- and 2-gang, device boxes.	Blue	<b>HBL4APBL</b>
	Brown	<b>HBL4AP</b>
	Gray	<b>HBL4APGY</b>
	Ivory	<b>HBL4API</b>
	Orange	<b>HBL4APO</b>
	Red	<b>HBL4APR</b>
	White	<b>HBL4APW</b>
4-PLEX Portable Box, 4 in. (101.6) square box with cord grip. Accepts up to .66 in. (16.8) diameter cord.	Black	<b>HBL4PBBK</b>
	Brown	<b>HBL4PB</b>
	Ivory	<b>HBL4PBI</b>

Note: 4-PLEX Box is not UL listed or CSA Certified. UL listing does not apply when 4-PLEX Receptacle is used with 4-PLEX Box in extension cord application. Supplied with one cord clamp.



# Straight Blade Devices

## Products at a Glance



### Hospital Grade Plugs and Connectors

- Hospital Grade with green dot symbol
- Powerful offsetting cord grips clamp on individual conductors
- Transparent angled wiring entrance holes permit "straight in" conductor insertion
- Valise® devices have unique patented clamp type terminals, provide a superior electrical connection



### Heavy Duty Insulgrip® Plugs and Connectors

- Beveled housing prevents snagging
- Integral VARI-SIZE® insert adjusts to a wide range of cord sizes: .23 to .72 inch (5.8 to 18.3).
- Individually molded face for each blade configuration keeps debris out of plug interior
- Ribbed nylon housing is impact and chemical resistant



### Watertight and Dust Tight Devices

- Multiple "U-Drive" fast lead body assembly screws
- Color coded Kellems GOTCHA® rings provide increased cord retention
- Powerful nylon cord grip prevents strain on terminals
- Dust and moisture seal keeps out liquids, metal filings and other foreign materials
- Closure plug seals connector body when disconnected from plug

# Straight Blade Devices

## Features and Benefits

### Insulgrip® 15 and 20 Ampere Plugs and Connector Bodies

Insulgrip products are synonymous with Hubbell's ongoing commitment to discovering ways to make products safer and last longer.

By encasing wiring devices in tough nylon housings, Insulgrip devices ensure high impact, heat, and chemical resistance while insulating current-carrying components from the user for maximum safety.

- The Insulgrip's cord gripping design clamps conductors, not just the cable jacket, making it the industry's most powerful cord grip with superior strain relief.
- Each Insulgrip device is manufactured with roomy, separate wiring chambers to insulate conductors and an individually molded face to keep out dust and debris that can cause contamination over time.



HBL5266C



HBL5269C



#### Housing Design

- Ribbed nylon housing provides a secure grip that's impact and chemical resistant
- Beveled housing prevents snagging when dragged across uneven surfaces
- Individually molded face for each blade configuration keeps debris out of plug interior



#### Internal Design

- Powerful cord grips clamp on individual conductors and outer cord jacket to prevent strain on terminations
- Individual wiring terminals are completely enclosed in their own separate chambers



#### Cord Range

- Integral VARI-SIZE® insert adjusts to a wide range of cord sizes: .230"-.720" (5.8-18.3)
- VARI-SIZE® pointer set to "smaller than gauge" position. Cord diameter range is .230"-.360" (5.8-9.0). Accepts slotted and Phillips head drivers



#### Assembly

- Multiple drive screw heads provide screwdriver versatility. Pocketed recess for cord grip screws deters slippage of the screwdriver



#### Identification

- Catalog number is visible on the device while in use for easy identification



#### Visual Verification

- Transparent angled wiring entrance holes permit "straight in" conductor insertion and quick visual verification for terminations

# Straight Blade Devices

## Features and Benefits

### Valise® Plugs and Connector Bodies

Hubbell Valise plugs go together in seconds but stay together securely for reliable long-term operation. Eight loadbearing, locking lugs in the impact- and crush-resistant nylon body assure a positive grip. Devices feature patented "wire bundling" terminals that are easy to wire and provide positive, reliable terminations



HBL5965VY



#### Housing Design

- Removable cord inserts to accommodate a wide range of cord sizes, .220"-.660" (5.6-16.8)
- Powerful cord grips prevent conductor slippage and strain on wiring terminals
- Eight specially designed load bearing locking lugs insure a positive fit as the blade holder and sides are closed



#### Internal Design

- Unique patented clamp-type terminals provide a superior electrical connection by "bundling" the conductor strands when clamps are tightened
- Nylon webs are provided to make wiring quick and easy during assembly
- Two captive multiple drive assembly screws

### Elastogrip® High Visibility Yellow Plugs and Connectors

Hubbell straight blade devices, female connector body, Elastogrip watertight, industrial/commercial grade, 2-pole 3-wire grounding, 15A 125V, NEMA 5-15R, yellow, single pack. Tough nylon body provides superior resistance in harsh abusive environments. IP55 suitability when closure plug inserted or when installed and used properly with mating watertight plug.



HBL15W47



#### Watertight Plug Housing Design

- Thermoplastic elastomer housing resists weathering caused by ultraviolet rays and ozone better than rubber; also oil and chemical resistant
- Nylon compression nut keeps water and dust from getting into the body around the cord



#### Watertight Plug Internal Design

- Three separate transparent wiring chambers allow for visual inspection
- Multiple drive "U-Drive" fast lead body assembly screws
- Neoprene bushing keeps water and dust out
- Color coded Kellems GOTCHA® rings provide increased cord retention



#### Watertight Connector Housing Design

- Closure plug seals connector body when disconnected from plug
- Integral weatherproofing shroud seals connection between plug and connector



#### Watertight Connector Internal Design

- Pretensioned "bypass" design female contacts for abuse resistance and reliability
- Nylon compression nut keeps water and dust from getting into the body around the cord



#### Dust Tight Plug Housing Design

- Thermoplastic elastomer housing
- Powerful nylon cord grip prevents strain on terminals

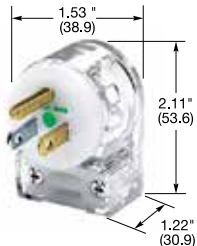


#### Dust Tight Plug Internal Design

- Multiple drive "U-Drive" fast lead body assembly screws
- Dust and moisture seal keeps out liquids, metal filings and other foreign materials



**HBL8215C**




**HBL8215CAT**



**HBL8115V**



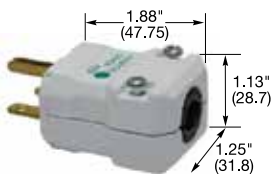
**HBL8219C**



**HBL8219CT**



**HBL8119V**



**HBL8666V**

**IP20**  
SUITABILITY



**15A 125V**  
NEMA 5-15P  
UL CSA



**20A 125V**  
NEMA 5-20P  
UL CSA

## Hospital Grade Plugs

### Insulgrip®

Description	Cord Diameter	Catalog Number	
Black and white nylon.	.230"-.720" (5.8-18.3)	<b>HBL8215C</b>	<b>HBL8315C</b>
Transparent housing.	.230"-.720" (5.8-18.3)	<b>HBL8215CT</b>	<b>HBL8315CT</b>
8 position angle plug, transparent housing.	.250"-.655" (6.4-16.6)	<b>HBL8215CAT*</b>	<b>HBL8315CAT*</b>

### Valise®

Description	Cord Diameter	Catalog Number	
White nylon.	.300"-.660" (7.6-16.8)	<b>HBL8115V</b>	<b>HBL8364V</b>
Insulation displacement, white nylon.	.300"-.360" (7.6-9.1)	<b>HBL8013V*</b>	-

**IP20**  
SUITABILITY



**15A 125V**  
NEMA 5-15R  
UL CSA  
0.5 HP



**20A 125V**  
NEMA 5-20R  
UL CSA  
1 HP

## Hospital Grade Connector Bodies

### Insulgrip®

Description	Cord Diameter	Catalog Number	
Black and white nylon.	.230"-.720" (5.8-18.3)	<b>HBL8219C</b>	<b>HBL8319C</b>
Transparent housing.	.230"-.720" (5.8-18.3)	<b>HBL8219CT</b>	<b>HBL8319CT</b>

### Valise®

Description	Cord Diameter	Catalog Number	
White nylon.	.300"-.660" (7.6-16.8)	<b>HBL8119V</b>	-

Note: \*Not Fed. Spec. Listed.  
See page A-48 for accessories.

**IP20**  
SUITABILITY



**15A 250V**  
NEMA 6-15P  
UL CSA  
1.5 HP



**20A 250V**  
NEMA 6-20P  
UL CSA  
2 HP

## Hospital Grade Plugs

### Valise®

Description	Cord Diameter	Catalog Number	
Valise plug, white nylon.	.300"-.660" (7.6-16.8)	<b>HBL8666V</b>	<b>HBL8464V</b>

Note: HP ratings listed above are based on 208 to 240V AC only.



**15A 250V**  
NEMA 6-15R  
UL CSA  
1.5 HP



**20A 250V**  
NEMA 6-20R  
UL CSA  
2 HP

## Hospital Grade Connector Bodies

### Valise®

Description	Cord Diameter	Catalog Number	
White nylon.	.300"-.660" (7.6-16.8)	-	<b>HBL8469V</b>

Dimensions in Inches (mm)





**15A 125V**  
NEMA 5-15P  
UL CSA




**20A 125V**  
NEMA 5-20P  
UL CSA

**IP20**  
SUITABILITY

## Plugs

### Insulgrip®

Description	Cord Diameter	Catalog Number	
Black and white nylon.	.230"-.720" (5.8-18.3)	<b>HBL5266C</b>	<b>HBL5366C</b>
Blue and white nylon.	.230"-.720" (5.8-18.3)	<b>HBL5266CBL</b>	-
Black nylon extra large cord clamp.	.360"-.720" (9.1-18.3)	<b>HBL5266EBK</b>	<b>HBL5366EBK</b>
Corrosion resistant yellow nylon.	.230"-.720" (5.8-18.3)	<b>HBL52CM66C</b>	<b>HBL53CM66C</b>
8-position angle plug, black and white nylon.	.325"-.655" (8.3-16.6)	<b>HBL5266CA</b>	<b>HBL5366CA</b>
8-position angle plug, transparent enclosure.	.325"-.655" (8.3-16.6)	<b>HBL5266CAT</b>	-
Anchor lock, black and white nylon.	.230"-.720" (5.8-18.3)	<b>HBL5280C*</b>	-
Anchor lock, corrosion resistant yellow nylon.	.230"-.720" (5.8-18.3)	<b>HBL52CM80C*</b>	-
Finger grip, black neoprene, combination screws. CSA only.	.31"-.43" (7.9-10.9)	<b>HBL5921</b>	-
Fusible, black vinyl housing, slotted screws. CSA only.	.296"-.625" (7.5-15.9)	<b>HBL5299</b>	-



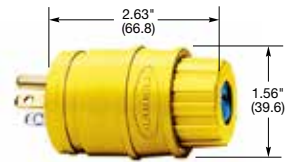
**HBL5266C**



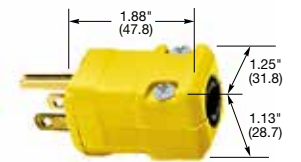
**HBL5266CA**



**HBL1447**



**HBL14W47**



**HBL5965VY**

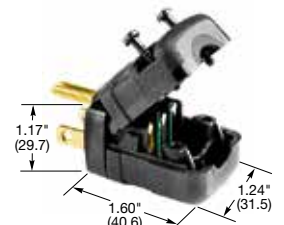
### Elastogrip®

Description	Cord Diameter	Catalog Number	
Yellow elastomer, dust tight. IP20 and IP55 SUITABILITY.	.300"-.655" (7.6-16.6)	<b>HBL1447</b>	<b>HBL1433</b>
Yellow elastomer, watertight. IP20 and IP55 SUITABILITY.	.300"-.655" (7.6-16.6)	<b>HBL14W47**</b>	<b>HBL14W33**</b>
Yellow elastomer, watertight. IP65, 66, 67 SUITABILITY.	.375"-.625" (9.5-15.9)	<b>HBL14W47A</b>	<b>HBL14W33A</b>

**IP20**  
SUITABILITY

### Valise®

Description	Cord Diameter	Catalog Number	
Yellow nylon.	.220"-.660" (5.6-16.8)	<b>HBL5965VY</b>	<b>HBL5364VY</b>
Black nylon.	.220"-.660" (5.6-16.8)	<b>HBL5965VBLK</b>	<b>HBL5364VBK</b>
Gray nylon.	.220"-.660" (5.6-16.8)	<b>HBL5965VGY</b>	-
Orange nylon, sold in bulk pack of 50.	.220"-.660" (5.6-16.8)	<b>HBL515PVO</b>	-
Insulation displacement terminals, black nylon.	.230"-.360" (5.8-9.1)	<b>HBL5966VBLK</b>	-
Insulation displacement terminals, yellow nylon.	.230"-.360" (5.8-9.1)	<b>HBL5966VY</b>	-



**HBL5966VBLK**


Note: \*UL Component Listed only. Not for general use applications.

\*\*Watertight plugs IP55 suitability when installed and used properly with mating Elastogrip watertight connector bodies.

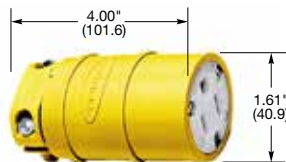
Horsepower ratings listed are AC only.

See page A-48 for accessories.

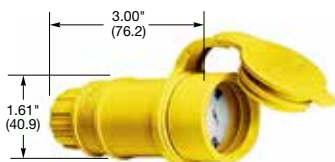
Dimensions in Inches (mm)



**HBL5269C**



**HBL1547**



**HBL15W47**



**HBL5969VY**



**HBL5963VY**



Dimensions in Inches (mm)

## IP20 SUITABILITY



**15A 125V**  
NEMA 5-15R  
UL CSA  
0.5 HP



**20A 125V**  
NEMA 5-20R  
UL CSA  
1 HP

### Connector Bodies

#### Insulgrip®

Description	Cord Diameter	Catalog Number	
Black and white nylon.	.230"-.720" (5.8-18.3)	<b>HBL5269C</b>	<b>HBL5369C</b>
Blue and white nylon.	.230"-.720" (5.8-18.3)	<b>HBL5269CBL</b>	-
Black nylon extra large cord clamp.	.360"-.720" (9.1-18.3)	<b>HBL5269EBK</b>	<b>HBL5369EBK</b>
Corrosion resistant yellow nylon.	.230"-.720" (5.8-18.3)	<b>HBL52CM69C</b>	<b>HBL53CM69C</b>

Note: See page A-48 for accessories.

#### Elastogrip®

Description	Cord Diameter	Catalog Number	
Yellow elastomer, dust tight. IP20 and IP55 SUITABILITY.	.300"-.655" (7.6-16.6)	<b>HBL1547</b>	<b>HBL1533</b>
Yellow elastomer, watertight. IP20 and IP55 SUITABILITY.	.300"-.655" (7.6-16.6)	<b>HBL15W47*</b>	<b>HBL15W33*</b>
Yellow elastomer, watertight. IP65, 66, 67 SUITABILITY.	.375"-.625" (9.5-15.9)	<b>HBL15W47A</b>	<b>HBL15W33A</b>

## IP20 SUITABILITY

### Valise®

Description	Cord Diameter	Catalog Number	
Yellow nylon.	.220"-.660" (5.6-16.8)	<b>HBL5969VY</b>	<b>HBL5369VY</b>
Black nylon.	.220"-.660" (5.6-16.8)	<b>HBL5969VBLK</b>	<b>HBL5369VBK</b>
Gray nylon.	.220"-.660" (5.6-16.8)	<b>HBL5969VGY</b>	-
Orange nylon, sold in bulk pack of 50.	.220"-.660" (5.6-16.8)	<b>HBL515CVO</b>	-
Insulation displacement terminals, black nylon.	.230"-.360" (5.8-9.1)	<b>HBL5963VBK</b>	-
Insulation displacement terminals, yellow nylon.	.230"-.360" (5.8-9.1)	<b>HBL5963VY</b>	-

Note: \*Watertight connectors IP55 suitability when closure plug inserted or when installed and used properly with mating Elastogrip watertight plug.  
Connector bodies are not HP rated.  
See page A-48 for accessories.

For quick visual identification of circuits or configurations.

### Colored Cord Clamps\*

Description	Color	Catalog Number
For use with 15A and 20A, 2 pole/3 wire, insulgrip plugs and connectors with cord diameter range of .230"-.720" (5.8-18.3) only.	Blue	<b>HBLCORDCLAMPBL</b>
	Green	<b>HBLCORDCLAMPGN</b>
	Orange	<b>HBLCORDCLAMPOR</b>
	Purple	<b>HBLCORDCLAMPP</b>
	Red	<b>HBLCORDCLAMP R</b>
	Yellow	<b>HBLCORDCLAMPY</b>

Note: \*Clamp only. Contains no screws. Order in increments of 10. Not UL Listed or CSA Certified.



**15A 125V**  
NEMA 5-15P  
UL CSA



**20A 125V**  
NEMA 5-20P  
UL CSA

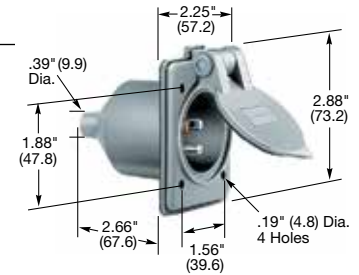
## Flanged Inlets

Description	Catalog Number	
Nylon casing, back wired.	<b>HBL5278C</b>	<b>HBL5378C</b>
Weatherproof, gray, with lift cover and multiple drive screws.	<b>HBL61CM64</b>	-
Weatherproof, black, with lift cover and boot, multiple drive screws.	<b>HBL61CM64BK</b>	-
Stainless steel flange, phenolic body, miniature style, for molded on connectors only, multiple drive screws.	<b>HBL5240*</b>	-

Note: \*Specially designed to accept "molded-on" connector bodies. Catalog number HBL5240 will not accept re-wireable size connector bodies listed in this catalog or molded connectors having a "rejection obstruction" as required by Underwriters Laboratories Inc. standard #817 cord sets and power supply cords" effective 7/1/81. See pages A-47 and A-48 for accessories.



**HBL5278C**



**HBL61CM64**



**15A 125V**  
NEMA 5-15R  
UL CSA  
0.5 HP



**20A 125V**  
NEMA 5-20R  
UL CSA  
1 HP

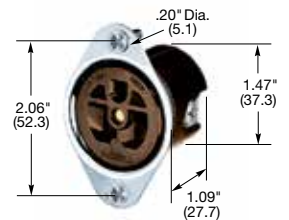
## Flanged Receptacles

Description	Catalog Number	
Nylon casing, back wired.	<b>HBL5279C</b>	<b>HBL5379C</b>
Stainless steel flange, phenolic body, covered terminals, multiple drive screws.	<b>HBL5279</b>	-
Stainless steel flange, brown phenolic (mounting screws packed separately).	<b>HBL5256</b>	-
Weatherproof, gray nylon, with lift cover and boot, multiple drive screws.	-	<b>HBL61CM65**</b>

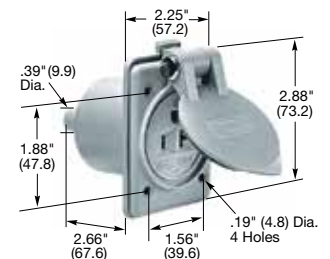
Note: \*\*Not CSA Certified. See pages A-47 and A-48 for accessories.



**HBL5279C**



**HBL5256**




**HBL61CM65**

Dimensions in Inches (mm)



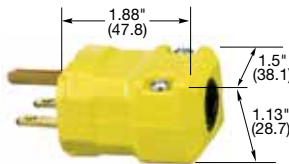
**HBL5666C**




**HBL5669C**



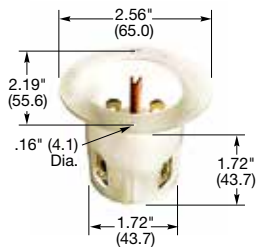
**HBL5666CA**



**HBL5666VY**



**HBL5669VY**



**HBL5678C**



Dimensions in Inches (mm)

## Plugs

Description	Cord Diameter	Catalog Number	
Insulgrip® Plug, black and white nylon.	.230"-.720" (5.8-18.3)	<b>HBL5666C</b>	<b>HBL5466C</b>
Insulgrip® Plug, corrosion resistant, yellow nylon.	.230"-.720" (5.8-18.3)	<b>HBL56CM66C</b>	<b>HBL54CM66C</b>
8-Position Insulgrip® Angle Plug, black and white nylon.	.325"-.655" (8.3-16.6)	<b>HBL5666CA</b>	<b>HBL5466CA</b>
Valise® Plug, yellow nylon.	.220"-.660" (5.6-16.8)	<b>HBL5666VY</b>	<b>HBL5464VY</b>



## Connector Bodies

Description	Cord Diameter	Catalog Number	
Insulgrip® Connector Body, black and white nylon, multiple drive screws.	.230"-.720" (5.8-18.3)	<b>HBL5669C</b>	<b>HBL5469C</b>
Valise® Connector Body, yellow nylon.	.220"-.660" (5.6-16.8)	<b>HBL5669VY</b>	<b>HBL5469VY</b>

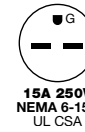
Note: See page A-48 for accessories.



## Insulgrip® Flanged Inlets

Description	Catalog Number	
Nylon casing, back wired.	<b>HBL5678C</b>	<b>HBL5478C</b>

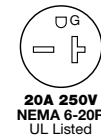
Note: Flanged inlets are not HP rated.  
See page A-48 for accessories.



## Flanged Receptacles

Description	Catalog Number	
Nylon casing, multiple drive screws.	<b>HBL5679C</b>	<b>HBL5479C</b>
Stainless steel flange, brown phenolic housing (mounting screws packaged separately).	<b>HBL5656</b>	-

Note: Connector bodies are not HP rated.  
See pages A-47 and A-48 for accessories.



For quick visual identification of circuits or configurations.

## Colored Cord Clamps\*

Description	Color	Catalog Number
For use with 15A and 20A, 2 pole/3 wire, insulgrip plugs and connectors with cord diameter range of .230"-.720" (5.8-18.3) only.	Blue	<b>HBLCORDCLAMPBL</b>
	Green	<b>HBLCORDCLAMPGN</b>
	Orange	<b>HBLCORDCLAMPOR</b>
	Purple	<b>HBLCORDCLAMPP</b>
	Red	<b>HBLCORDCLAMP R</b>
	Yellow	<b>HBLCORDCLAMPY</b>

Note: \*Clamp only. Contains no screws. Order in increments of 10. Not UL Listed or CSA Certified.



# Straight Blade Devices



## 15A, 125V, 2 Pole, 2 Wire Non-Grounding, Valise® Plugs

**IP20**  
SUITABILITY



**15A 125V**  
NEMA 1-15R  
UL CSA  
0.5 HP




**15A 125V**  
NEMA 1-15P  
UL CSA  
0.5 HP

Description	Cord Diameter	Catalog Number
Yellow nylon, non-polarized.	.218"-.385" (5.5-9.8)	- <b>HBL5865VY</b>
Yellow nylon, polarized.	.218"-.385" (5.5-9.8)	- <b>HBL5866VY</b>
Black nylon, polarized.	Type 17/2 "SVT" cord	- <b>HBL5867VBLK</b>




**HBL5865VY**



**HBL5866VY**

### Valise® Connector Bodies

Description	Cord Diameter	Catalog Number
Yellow nylon.	.218"-.385" (5.5-9.8)	<b>HBL5869VY</b> -



**HBL5302**



## 15A, 277V AC, 2 Pole, 3 Wire Grounding, Plugs



**15A 277V AC**  
NEMA 7-15R  
UL CSA  
2 HP



**15A 277V AC**  
NEMA 7-15P  
UL CSA  
2 HP

Description	Cord Diameter	Catalog Number
Finger grip, black elastomer.	.31"-.43" (7.9-10.9)	- <b>HBL5929*</b>



**HBL5929**

### Receptacles and Connector Bodies

Description	Cord Diameter	Catalog Number
Receptacle, flush duplex, brown, back and side wired.	-	<b>HBL5302</b> -
Connector Body, phenolic and steel body.	.296"-.625" (7.5-15.9)	<b>HBL5324</b> -

Note: \*Not UL Listed.  
Horsepower ratings are AC only.  
See pages A-47 and A-48 for accessories.



## 20A, 250V, 2 Pole, 2 Wire Non-Grounding, Valise® Plugs

**IP20**  
SUITABILITY



**20A 250V**  
NEMA 2-20R  
UL Listed  
2 HP



**20A 250V**  
NEMA 2-20P  
UL Listed  
2 HP

Description	Cord Diameter	Catalog Number
Yellow nylon.	.220"-.660" (5.6-16.8)	- <b>HBL9758VY</b>

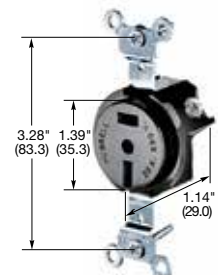


**HBL9758VY**

### Receptacle, Single

Description	Catalog Number
Black phenolic.	<b>HBL5552B</b> -

Note: Horsepower ratings are AC only and apply to plugs and receptacles only.  
See pages A-47 and A-48 for accessories.



**HBL5552B**

Dimensions in Inches (mm)


# Straight Blade Devices



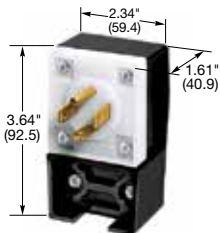
**HBL6810**



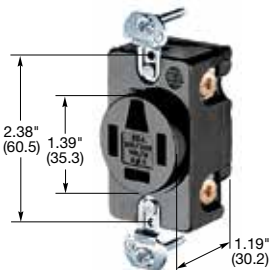
**HBL9977C**



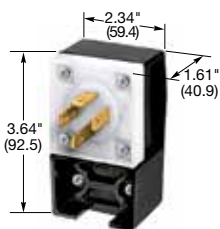
**HBL8410**



**HBL8411C**



**HBL7250**



**HBL7251C**

Dimensions in Inches (mm)



## 20A, 125/250V, 3 Pole, 3 Wire Non-Grounding, Receptacles and Plugs

**IP20**  
SUITABILITY



**20A 125V/250V  
NEMA 10-20R**  
UL Listed  
2(1) HP



**20A 125V/250V  
NEMA 10-20P**  
UL Listed  
2(1) HP

Description	Cord Diameter	Catalog Number
Receptacle, black phenolic.	–	<b>HBL6810</b>
Plug, Insulgrip®, nylon.	.385"-.780" (9.8-19.8)	– <b>HBL9977C</b>

Note: Horsepower ratings listed above are AC only.

Horsepower ratings not in parentheses are phase to phase (208 to 240V AC).

Those in parentheses are phase to neutral (120V AC).

See pages A-47 and A-48 for accessories.



## 20A, 125/250V, 3 Pole, 4 Wire Grounding, Receptacles and Plugs

**IP20**  
SUITABILITY



**20A 125V/250V  
NEMA 14-20R**  
UL CSA  
2(1) HP



**20A 125V/250V  
NEMA 14-20P**  
UL CSA  
2(1) HP

Description	Cord Diameter	Catalog Number
Receptacle, black nylon body, back and side wired.	–	<b>HBL8410</b>
Plug, nylon, angle 4-position.	.390"-.775" (9.9-19.7)	– <b>HBL8411C</b>

See pages A-47 and A-48 for accessories.



## 20A, 3Ø 250V AC, 3 Pole, 4 Wire Grounding, Receptacles and Plugs

**IP20**  
SUITABILITY



**20A 3Ø 250V AC  
NEMA 15-20R**  
UL CSA  
3 HP



**20A 3Ø 250V AC  
NEMA 15-20P**  
UL CSA  
3 HP

Description	Cord Diameter	Catalog Number
Receptacle, black nylon body, back and side wired.	–	<b>HBL8420</b>
Plug, nylon, angle 4-position.	.390"-.775" (9.9-19.7)	– <b>HBL8421C</b>

Note: Horsepower ratings listed above are AC only.

Horsepower ratings not in parentheses are phase to phase (208 to 240V AC).

Horsepower ratings in parentheses are phase to neutral (120V AC).

See pages A-47 and A-48 for accessories.



## 20A, 3ØY 120/208V AC, 4 Pole, 4 Wire Non-Grounding, Receptacles and Plugs

**IP20**  
SUITABILITY



**20A 3ØY 120/208V AC  
NEMA 18-20R**  
UL Listed  
2 HP



**20A 3ØY 120/208V AC  
NEMA 18-20P**  
UL Listed  
2 HP

Description	Cord Diameter	Catalog Number
Receptacle, black nylon body.	–	<b>HBL7250</b>
Plug, nylon, angle, 4-position.	.390"-.775" (9.9-19.7)	– <b>HBL7251C</b>

Note: Horsepower ratings are phase to phase (208 to 240V AC).

Weatherproof boots for plugs not available.


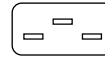
See pages A-47 and A-48 for accessories.



## Receptacle IEC 320 Compatible

Description	Catalog Number
20/16A 250V AC IEC straight blade.	<b>H320R</b>
For Ring Terminal connection.	<b>H320RRT*</b>

Note: \*Not UL Listed.




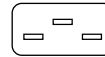
**H320R**



## Connectora

**IP20**  
SUITABILITY

Description	Catalog Number
20/16A 250V AC IEC straight blade.	<b>H320C</b>




**H320C**



## Plug IEC 320 Compatible

**IP20**  
SUITABILITY

Description	Catalog Number
20/16A 250V AC IEC straight blade.	<b>H320P</b>




**H320P**




## Inlets

Description	Catalog Number
20/16A 250V AC IEC straight blade.	<b>H320B</b>
20/16A 250V AC IEC straight blade with retention clamp.	<b>H320BL</b>



**H320B**



**H320BL**

Dimensions in Inches (mm)

# Straight Blade Devices



**UGRO20231**



## Acceptor® Hazardous Location Receptacles



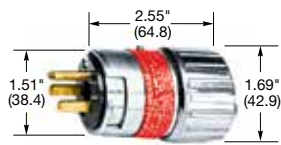
**15A 125V**  
NEMA 5-15R  
UL CSA  
0.5 HP



**20A 125V**  
NEMA 5-20R  
UL CSA  
1 HP

Description	Catalog Number	
Explosion and dust ignition proof.	-	<b>UGRO20231</b>
Class I, Div. 1 & 2, Groups C, D	-	<b>UGRA20231*</b>
Class II, Div. 1 & 2, Groups F, G		
Class III		
NEMA® 3, 7 B C D, 9 F G		

Note: \*UGRA version includes an adapter plate for mounting to Crouse-Hinds® EDS series and Appleton® EFD series back boxes.  
UL Listed for Class 1, Div. 2, Groups B, C, D.



**UGP15231**



## Acceptor® Hazardous Location Plugs




**15A 125V**  
NEMA 5-15P  
UL CSA



**20A 125V**  
NEMA 5-20P  
UL CSA

Description	Catalog Number	
Explosion and dust ignition proof.	<b>UGP15231</b>	<b>UGP20231</b>
Class I, Div. 1 & 2, Groups B, C, D		
Class II, Div. 1 & 2, Groups E, F, G		
Class III		
NEMA® 3, 7 B C D, 9 F G		



**SWB1**

## SWB Series Boxes

Hub Size	1-Gang Dead End	1-Gang Feed Thru
½ in. NPT	<b>SWB1</b>	<b>SWB4</b>
¾ in. NPT	<b>SWB2</b>	<b>SWB5</b>
Class I, Div. 1 & 2, Groups C, D		
Class II, Div. 1 & 2, Groups E, F, G		
Class III		
NEMA® 7 C D, 9 E F G		

Note: SWB series boxes will only accommodate Acceptor Series receptacles, not standard weatherproof covers.



**SWB5**

Dimensions in Inches (mm)

NEMA® is a registered trademark of the National Electrical Manufacturers Association.



## 30A, 125V, 2 Pole, 3 Wire Grounding, Receptacles and Plugs

**IP20**  
SUITABILITY




**30A 125V**  
NEMA 5-30R  
UL CSA  
2 HP



**30A 125V**  
NEMA 5-30P  
UL CSA  
2 HP

Description	Cord Diameter	Catalog Number
Receptacle, black RTP.	-	<b>HBL9308</b>
Receptacle, orange, isolated ground <sup>A</sup> .	-	<b>IG9308</b>
Plug, nylon, angle, 4-position.	.625"-1.187" (15.9-30.1)	- <b>HBL9309*</b>



**HBL9308**

## 30A, 125V, 2 Pole, 3 Wire Grounding, Receptacles and Plugs

**IP20**  
SUITABILITY

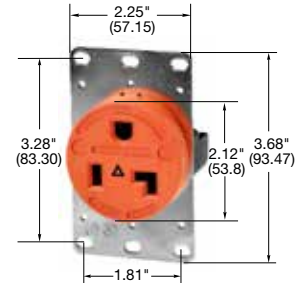


**30A 125V**  
NEMA TT-30R  
UL Listed  
2 HP



**30A 125V**  
NEMA TT-30P  
UL Listed  
2 HP

Description	Cord Diameter	Catalog Number
Receptacle, black RTP. Travel Trailer use only.	-	<b>HBLTT30R</b>
Plug, nylon, angle. Travel Trailer use only.	.625"-1.187" (15.9-30.1)	- <b>HBLTT30P</b>



**IG9308**

## 30A, 250V, 2 Pole, 3 Wire Grounding, Receptacles and Plugs

**IP20**  
SUITABILITY



**30A 250V**  
NEMA 6-30R  
UL CSA  
2 HP



**30A 250V**  
NEMA 6-30P  
UL CSA  
2 HP

Description	Cord Diameter	Catalog Number
Receptacle, black RTP.	-	<b>HBL9330</b>
Receptacle, orange, isolated ground <sup>A</sup> .	-	<b>IG9330</b>
Plug, nylon, angle, 4-position	.625"-1.187" (15.9-30.1)	- <b>HBL9331*</b>



**HBL9331**

## 30A, 277V AC, 2 Pole, 3 Wire Grounding, Receptacles and Plugs

**IP20**  
SUITABILITY

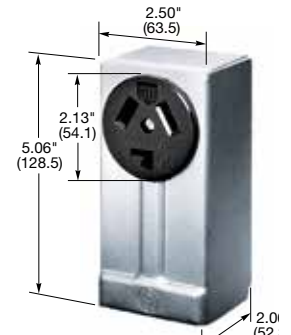


**30A 277V AC**  
NEMA 7-30R  
UL CSA  
3 HP



**30A 277V AC**  
NEMA 7-30P  
UL CSA  
3 HP

Description	Cord Diameter	Catalog Number
Receptacle, black RTP.	-	<b>HBL9315</b>
Plug, nylon, angle, 4-position.	.625"-1.187" (15.9-30.1)	- <b>HBL9319*</b>



**HBL9315**

## 30A, 125/250V, 3 Pole, 3 Wire Non-Grounding, Receptacles and Plugs

**IP20**  
SUITABILITY

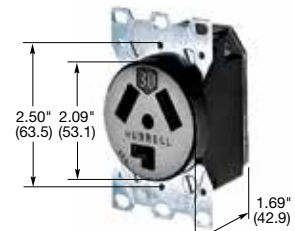


**30A 125/250V**  
NEMA 10-30R  
UL Listed  
2(2) HP



**30A 125/250V**  
NEMA 10-30P  
UL Listed  
2(2) HP


Description	Cord Diameter	Catalog Number
Receptacle, black phenolic.	-	<b>HBL9350</b>
Receptacle, surface mount aluminum housing.	-	<b>HBL9395</b>
Plug, Insulgrip®, nylon.	.625"-1.00" (15.9-25.4)	- <b>HBL9337C</b>
Plug, nylon, angle, 4-position.	.625"-1.187" (15.9-30.1)	- <b>HBL9333</b>



**HBL9350**

Note: RTP is an abbreviation for reinforced thermoplastic polyester.  
<sup>A</sup>See section N for additional information on isolated ground devices.  
 \*Not Fed. Spec. Listed.  
 See page A-49 for accessories.

Dimensions in Inches (mm)



**HBL9430A**

## 30A, 125/250V, 3 Pole, 4 Wire Grounding, Receptacles and Plugs

**IP20**  
SUITABILITY

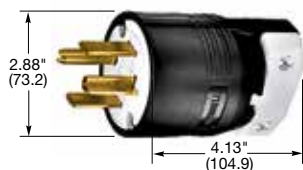


**30A 125/250V**  
NEMA 14-30R  
2(2) HP



**30A 125/250V**  
NEMA 14-30P  
2(2) HP

Description	Cord Diameter	Catalog Number	
Receptacle, black RTP.	-	<b>HBL9430A</b>	-
Plug, nylon.	.625"-1.310" (15.9-33.3)	-	<b>HBL9431C</b>
Plug, nylon, angle, 4-position.	.625"-1.310" (15.9-33.3)	-	<b>HBL9432C</b>



**HBL9431C**

## 30A, 3Ø 250V AC, 3 Pole, 4 Wire Grounding, Receptacles and Plugs

**IP20**  
SUITABILITY

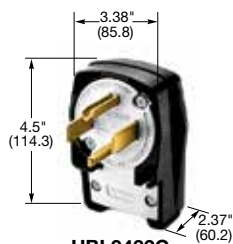


**30A 3Ø 250V AC**  
NEMA 15-30R  
3 HP



**30A 3Ø 250V AC**  
NEMA 15-30P  
3 HP

Description	Cord Diameter	Catalog Number	
Receptacle, black RTP.	-	<b>HBL8430A</b>	-
Plug, nylon.	.625"-1.310" (15.9-33.3)	-	<b>HBL8431C</b>
Plug, nylon, angle, 4-position.	.625"-1.310" (15.9-33.3)	-	<b>HBL8432C</b>



**HBL9432C**



## 30A, 3ØY 120/208V AC, 4 Pole, 4 Wire Non-Grounding, Receptacles and Plugs

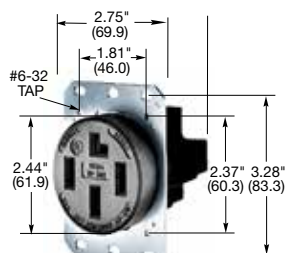
**IP20**  
SUITABILITY



**30A 3ØY**  
**120/208V AC**  
NEMA 18-30R  
UL Listed  
3 HP



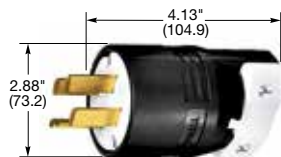
**30A 3ØY**  
**120/208V AC**  
NEMA 18-30P  
UL Listed  
3 HP



**HBL8330A**

Description	Cord Diameter	Catalog Number	
Receptacle, black RTP.	-	<b>HBL8330A</b>	-
Plug, nylon.	.625"-1.310" (15.9-33.3)	-	<b>HBL8331C</b>

*Note: RTP is an abbreviation for reinforced thermoplastic polyester.  
See pages A-49 and A-50 for accessories.*



**HBL8331C**

Dimensions in Inches (mm)

## 50A, 125V, 2 Pole, 3 Wire Grounding, Receptacles and Plugs

**IP20**  
SUITABILITY




**50A 125V**  
NEMA 5-50R  
UL CSA  
2 HP



**50A 125V**  
NEMA 5-50P  
UL CSA  
2 HP

Description	Cord Diameter	Catalog Number	
Receptacle, black RTP.	-	<b>HBL9360</b>	-
Plug, nylon, angle, 4-position.	.625"-1.187" (15.9-30.2)	-	<b>HBL9361</b>



**HBL9361**

## 50A, 250V, 2 Pole, 3 Wire Grounding, Receptacles and Plugs

**IP20**  
SUITABILITY




**50A 250V**  
NEMA 6-50R  
UL CSA  
3 HP



**50A 250V**  
NEMA 6-50P  
UL CSA  
3 HP

Description	Cord Diameter	Catalog Number	
Receptacle, black RTP.	-	<b>HBL9367</b>	-
Plug, nylon, angle, 4-position.	.625"-1.187" (15.9-30.2)	-	<b>HBL9368</b>



**HBL9367**

## 50A, 277V AC, 2 Pole, 3 Wire Grounding, Receptacles and Plugs

**IP20**  
SUITABILITY

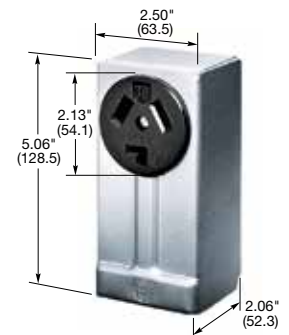


**50A 277V AC**  
NEMA 7-50R  
UL CSA  
5 HP



**50A 277V AC**  
NEMA 7-50P  
UL CSA  
5 HP

Description	Cord Diameter	Catalog Number	
Receptacle, black RTP.	-	<b>HBL9365</b>	-
Plug, nylon, angle, 4-position.	.625"-1.187" (15.9-30.2)	-	<b>HBL9379</b>



Representative of surface mount receptacle

## 50A, 125/250V, 3 Pole, 3 Wire Non-Grounding, Receptacles, Connector Body and Plugs

**IP20**  
SUITABILITY




**50A 125/250V**  
NEMA 10-50R  
UL Listed  
3(2) HP

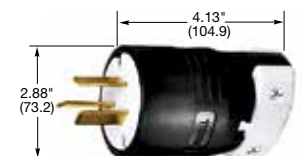


**50A 125/250V**  
NEMA 10-50P  
UL Listed  
3(2) HP

Description	Cord Diameter	Catalog Number	
Receptacle, black phenolic.	-	<b>HBL7962</b>	-
Receptacle, surface mount aluminum housing.	-	<b>HBL7940</b>	-
Connector body, Insulgrip, nylon.	.625"-1.218" (15.9-30.9)	<b>HBL7515C</b>	-
Plug, Insulgrip, nylon.	.625"-1.218" (15.9-30.9)	-	<b>HBL7513C</b>
Plug, nylon, angle, 4-position.	.625"-1.187" (15.9-30.2)	-	<b>HBL7977</b>




**HBL7515C**



**HBL7513C**

Note: RTP is an abbreviation for reinforced thermoplastic polyester.  
See pages A-49 and A-50 for accessories.


Dimensions in Inches (mm)




**HBL9450A**



**HBL9451C**



**HBL9452C**



**HBL8350A**

## 50A, 125/250V, 3 Pole, 4 Wire Grounding, Receptacles and Plugs

**IP20**  
SUITABILITY



**50A 125/250V**  
NEMA 14-50R  
UL CSA  
3(2) HP



**50A 125/250V**  
NEMA 14-50P  
UL CSA  
3(2) HP

Description	Cord Diameter	Catalog Number
Receptacle, black RTP.	-	<b>HBL9450A</b>
Plug, nylon.	.625"-1.310" (15.9-33.3)	- <b>HBL9451C</b>
Plug, nylon, angle, 4-position.	.625"-1.310" (15.9-33.3)	- <b>HBL9452C</b>

## 50A, 3Ø 250V AC, 3 Pole, 4 Wire Grounding, Receptacles and Plugs

**IP20**  
SUITABILITY



**50A 3Ø 250V AC**  
NEMA 15-50R  
UL CSA  
7.5 HP



**50A 3Ø 250V AC**  
NEMA 15-50P  
UL CSA  
7.5 HP

Description	Cord Diameter	Catalog Number
Receptacle, black RTP.	-	<b>HBL8450A</b>
Plug, nylon.	.625"-1.310" (15.9-33.3)	- <b>HBL8451C</b>
Plug, nylon, angle, 4-position.	.625"-1.310" (15.9-33.3)	- <b>HBL8452C</b>



## 50A, 3ØY 120/208V AC, 4 Pole, 4 Wire Non-Grounding, Receptacles and Plugs

**IP20**  
SUITABILITY



**50A 3ØY**  
120/208V AC  
NEMA 18-50R  
UL Listed  
7.5 HP



**50A 3ØY**  
120/208V AC  
NEMA 18-50P  
UL Listed  
7.5 HP

Description	Cord Diameter	Catalog Number
Receptacle, black RTP.	-	<b>HBL8350A</b>
Plug, nylon, angle, 4-position.	.625"-1.310" (15.9-33.3)	- <b>HBL8352C</b>

*Note: RTP is an abbreviation for reinforced thermoplastic polyester.  
See page A-50 for accessories.*

Dimensions in Inches (mm)



## 60A, 125/250V, 3 Pole, 4 Wire Grounding, Receptacles and Plugs

**IP20**  
SUITABILITY




**60A 125/250V  
NEMA 14-60R  
UL CSA  
3(2) HP**



**60A 125/250V  
NEMA 14-60P  
UL CSA  
3(2) HP**

Description	Cord Diameter	Catalog Number
Receptacle, black RTP.	-	<b>HBL9460A</b>
Plug, nylon.	.625"-1.310" (15.9-33.3)	<b>HBL9461C</b>
Plug, nylon, angle, 4-position.	.625"-1.310" (15.9-33.3)	<b>HBL9462C</b>



**HBL9460A**

## 60A, 3Ø 250V AC, 3 Pole, 4 Wire Grounding, Receptacles and Plugs

**IP20**  
SUITABILITY



**60A 3Ø 250V AC  
NEMA 15-60R  
UL CSA  
10 HP**



**60A 3Ø 250V AC  
NEMA 15-60P  
UL CSA  
10 HP**

Description	Cord Diameter	Catalog Number
Receptacle, black RTP.	-	<b>HBL8460A</b>
Plug, nylon.	.625"-1.310" (15.9-33.3)	<b>HBL8461C</b>
Plug, nylon, angle, 4-position.	.625"-1.310" (15.9-33.3)	<b>HBL8462C</b>



**HBL8461C**



**HBL8462C**

## 60A, 3ØY 120/208V AC, 4 Pole, 4 Wire Non-Grounding, Receptacles and Plugs

**IP20**  
SUITABILITY




**60A 3ØY  
120/208V AC  
NEMA 18-60R  
UL Listed  
7.5 HP**



**60A 3ØY  
120/208V AC  
NEMA 18-60P  
UL Listed  
7.5 HP**

Description	Cord Diameter	Catalog Number
Receptacle, black RTP.	-	<b>HBL7301A</b>
Plug, nylon.	.625"-1.310" (15.9-33.3)	<b>HBL7303C</b>
Plug, nylon, angle, 4-position.	.625"-1.310" (15.9-33.3)	<b>HBL7302C</b>



**HBL7301A**


Note: RTP is an abbreviation for reinforced thermoplastic polyester.  
See page A-50 for accessories.

Dimensions in Inches (mm)

# Straight Blade Devices

## Miscellaneous and Combination Receptacles

2 Pole, 3 Wire Grounding



### Miscellaneous Receptacles



HBL5236

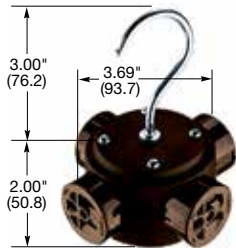


HBL5235

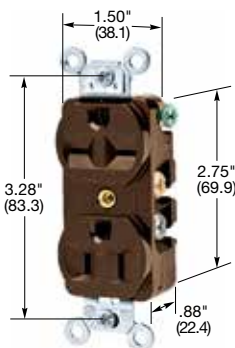
Description	Catalog Number
Receptacle, display type, brown phenolic with .060 in. brass plate and blank flush plug.	<b>HBL5236</b>
Replacement receptacle for HBL5236.	<b>HBL5236M2</b>
Replacement threaded plug for HBL5236.	<b>HBL5236PLUG*</b>
Receptacle, wooden floors, brown phenolic with .060 in. brass plate, blank flush plug and box.	<b>HBL6236</b>
Receptacle, clock hanger, brown with stainless steel plate.	<b>HBL5235</b>
Four outlet cluster, brown phenolic, steel cover, swivel hook. Cord grip range .296-.562 in. (7.5-14.3) cord not supplied.	<b>HBL9259*</b>

Note: \*Not UL Listed or CSA certified.



















### Special Combination Duplex Receptacles



HBL9259



HBL5292

Description	Catalog Number
15A, 125V  Brown RTP, 1 feed, 1 return, back/side wired	<b>HBL4792</b>
 Brown RTP, 2 feeds, 1 return, side wired	<b>HBL4794</b>
15A, 125V  Brown RTP, 2 feeds, 2 returns, side wired	<b>HBL4795</b>
15A, 250V  Brown nylon face, 2 circuit, back and side wired	<b>HBL5292</b>
15A, 125V  Ivory nylon face, 2 circuit, back and side wired	<b>HBL5292I</b>
20A, 250V  Brown nylon face, 2 circuit, back and side wired	<b>HBL5492</b>
 Ivory nylon face, 2 circuit, back and side wired	<b>HBL5492I</b>
20A, 125V  Brown RTP, 2 feeds, 1 return, common ground	<b>HBL7371</b>
10A, 250V  Brown RTP, 2 feeds, 1 return, common ground	<b>HBL7371</b>
15A, 125V  Brown RTP, 2 feeds, 1 return, common ground	<b>HBL7371</b>
20A, 125V  Brown RTP, 2 feeds, 1 return, common ground	<b>HBL7371</b>
20A, 125V  Brown RTP, 2 feeds, 1 return, common ground	<b>HBL7371</b>
20A, 125V  Brown RTP, 2 feeds, 1 return, common ground	<b>HBL7371</b>
20A, 125V  Brown RTP, 2 feeds, 1 return, common ground	<b>HBL7371</b>
20A, 125V  Brown RTP, 2 feeds, 1 return, common ground	<b>HBL7371</b>
20A, 125V  Brown RTP, 2 feeds, 1 return, common ground	<b>HBL7371</b>
20A, 125V  Brown RTP, 2 feeds, 1 return, common ground	<b>HBL7371</b>
20A, 125V  Brown RTP, 2 feeds, 1 return, common ground	<b>HBL7371</b>

Note: RTP is an abbreviation for reinforced thermoplastic polyester.

\*Not UL Listed or CSA certified.

See page A-47 for accessories.

Dimensions in Inches (mm)

# Straight Blade Devices

## Accessories

For 15 and 20 Ampere, 125 and 250 Volts and 277 Volts AC Devices



### Wallplates, 1-Gang

Description	Color	Duplex Receptacles Catalog Number	Style Line® Receptacles Catalog Number	Single Receptacle Plate 1.40 in. (35.6) Dia. Catalog Number
Nylon, smooth.	Almond	<b>NP8AL</b>	<b>NP26AL</b>	<b>NP7AL</b>
	Black	<b>NP8BK</b>	<b>NP26BK</b>	<b>NP7BK</b>
	Brown	<b>NP8</b>	<b>NP26</b>	<b>NP7</b>
	Gray	<b>NP8GY</b>	<b>NP26GY</b>	<b>NP7GY</b>
	Ivory	<b>NP8I</b>	<b>NP26I</b>	<b>NP7I</b>
	Light Almond	<b>NP8LA</b>	<b>NP26LA</b>	<b>NP7LA</b>
	Office White	<b>NP8OW</b>	<b>NP26OW</b>	<b>NP7OW</b>
	Orange	<b>NP8OR</b>	-	-
	Red	<b>NP8R</b>	<b>NP26R</b>	<b>NP7R</b>
	White	<b>NP8W</b>	<b>NP26W</b>	<b>NP7W</b>
Stainless steel 302/304, .035 in. (0.9) horizontal brushed finish.		<b>SS8</b>	<b>SS26</b>	<b>SS7</b>
Brass .04 in. (1.0), horizontal brushed finish.		<b>SB8</b>	<b>SB26</b>	<b>SB7</b>
Aluminum .05 in. (1.3), horizontal brushed finish.		<b>SA8</b>	-	<b>SA7</b>



**NP8**



**NP26I**



**SS7**

### Weatherproof Covers

Description	Duplex Receptacles Catalog Number	Single Receptacle Plate 1.40 in. (35.6) Dia. Catalog Number
RTP, gray, for FS/FD box mounting.	<b>HBL5221</b>	<b>HBL7423WO</b>
RTP, yellow, for FS/FD box mounting.	<b>HBL52CM21</b>	<b>HBL74CM23WO</b>
RTP, gray, for device mounting.	<b>HBL5222</b>	-
RTP, yellow, for device mounting.	<b>HBL52CM22</b>	-
Cast aluminum for FS/FD box mounting.	<b>HBL5206WO</b>	<b>HBL7420</b>
Cast aluminum for device mounting.	<b>HBL5205WO</b>	-

Note: All weatherproof plates are UL Listed for Wet Locations.  
 Those with suffix WO are listed for use with cover open, all others with cover closed.  
 RTP is an abbreviation for reinforced thermoplastic polyester.  
 See section O for additional information on cover plates.



**HBL52CM22**



**HBL5206WO**



**HBL7423WO**

Dimensions in Inches (mm)

# Straight Blade Devices

## Accessories

For 15 and 20 Ampere, 125 and 250 Volts and 277 Volts AC Devices



WP1



### Weatherproof Covers For Nylon Flanged Inlets and Flanged Receptacles

**IP44**  
SUITABILITY

Description	Catalog Number
RTP, gray, for FS/FD box mounting.	<b>WP1</b>

Note: RTP is an abbreviation for reinforced thermoplastic polyester.  
See page O-21 for additional information on weatherproof covers.



HBL6017

**IP55\***  
SUITABILITY

### Weatherproof Boots

Description	Catalog Number
Seal-Tite® triple seal, black elastomer cover for Insulgrip® plugs (HBL5266C style), when used in a cord set, and connector bodies (HBL5269C style), when used with flanged inlets.	<b>HBL6017</b>
Same as above except yellow.	<b>HBL60CM17</b>
Seal-Tite® triple seal black elastomer cover for Insulgrip® connector bodies when used in a cord set.	<b>HBL6018</b>
Same as above except yellow.	<b>HBL60CM18</b>
Closure plug, black.	<b>HBL6019</b>
Closure plug, yellow.	<b>HBL60CM19</b>

Note: \*IP55 when installed and used properly with mating components.  
Boots are not UL Listed or CSA Certified.



HBL60CM19  
Shown with HBL6018



HLDMP

### PLUGOUT® Device

Description	Catalog Number
Electrical plug lockout devices for 15 and 20A straight blade plugs.	<b>HLDMP**</b>
PLUGOUT® Lockout device for 20 and 30A Hubbell plugs and others.	<b>HLD**</b>

Note: \*\*Not UL Listed or CSA Certified.  
See section BB for additional information on lockout devices.



HLD

### Inserts

Description	Catalog Number
Replacement cord grip inserts for Valise® device, (bag of 40).	<b>HBLVCGBK**</b>

Note: \*\*Not UL Listed or CSA Certified.

Dimensions in Inches (mm)



# Straight Blade Devices

## Accessories

For 3 Wire 30 and 50 Ampere, 125 and 250 Volts and 277 Volts AC



### Wallplates

Description	Color	Single Receptacle Plate 2.16 in. (54.9) Dia. Catalog Number
Nylon, smooth, 1-gang.	Black	<b>NP724BK</b>
Nylon, smooth, 2-gang.	Black	<b>NP703BK</b>
Aluminum, .05 in. (1.3), 1-gang, smooth horizontal brushed finish.		<b>SA723</b>
Stainless steel 302/304, .035 in. (0.9), 1-gang, smooth horizontal brushed finish.		<b>SS723</b>
Stainless steel 302/304, .035 in. (0.9), 2-gang, smooth horizontal brushed finish.		<b>SS703</b>



**SS723**



**SS703**



**IP44**  
SUITABILITY

### Weatherproof Lift Covers

Description	Catalog Number
Cast aluminum for FS/FD box mounting for 30A.	<b>HBL9420</b>
Cast aluminum for FS/FD box mounting for 50A.	<b>HBL9425</b>



**HBL9420**

### PLUGOUT® Device

Description	Catalog Number
Electrical plug lockout device for 30, 50 and 60A devices.	<b>HLD2</b>

Note: See section BB for additional information on lockout devices.



**HLD2**

Dimensions in Inches (mm)

# Straight Blade Devices

## Accessories

For 4 Wire 30, 50 and 60 Ampere, 125/250 Volts, 3Ø 250 and 3ØY 120/208 Volts AC



SS701



### Wallplates, 2-Gang

#### Description

Brass .04 in. (1.0), brushed, smooth.  
Stainless steel 302/304, .035 in. (0.9),  
smooth horizontal brushed finish.

Single Receptacle Plate  
2.48 in. (63.0) Dia.  
Catalog Number

**SB701**

**SS701**



HBL7777A



**IP44**  
SUITABILITY

### Weatherproof Lift Covers

#### Description

RTP, gray, lift cover plate. Will fit FS/FD boxes having plate mounting  
hole 3.25 in. x 3.75 in. (82.5 x 95.2), centers. Only for use with  
receptacles on pages A-40 to A-43 with "A" suffix.

Same as above except yellow.

*Note: RTP is an abbreviation for reinforced thermoplastic polyester.*

Catalog Number

**HBL7777A**

**HBL77CM77A**



HLD2

### PLUGOUT® Device

#### Description

Electrical plug lockout device for 30, 50 and 60A devices.

*Note: See section BB for additional information on lockout devices.*

Catalog Number

**HLD2**

Dimensions in Inches (mm)

# Straight Blade Devices

## Technical Information

### HBL® Extra Heavy Duty, Straight Blade Hospital Grade Duplex Receptacles



HBL8200GY

### Specifications

Receptacles	Part	Description
Typical Specification – Catalog No. HBL8200	Receptacle	15A
Manufacturer's Identification – Hubbell HBL8200	Top	PBT*
Description – Hospital Grade, Straight Blade Duplex Receptacle	Base	RTP**
Type – 2 Pole, 3 Wire, Grounding	By-Pass Power Contacts	.037 in. (.9) Brass – Nickel Finish
Rating – 15A, 125V	Clamping Plate	.031 in. (.8) Brass – Nickel Finish
Certification: UL Listed to UL 498 File E2186, Fed. Spec. WC596,	Mounting Strap	.050 in. (1.3) Brass – Nickel Finish
Hospital Grade, NEMA® WD-6 Compliant	Line Terminal Screws	#10-32 Silicone Bronze, Multiple Drive
Certified to CSA, C22.2, No. 42 File 285	Hex Head Grounding Screw	#10-32 (Green) Silicon Bronze, Multiple Drive
	Center Assembly Rivet	Silicon Bronze
	Automatic Self-Grounding Clip	Stainless Steel
	Flat Head Mounting Screws	Stainless Steel

### Performance

Electrical	
Dielectric Voltage	Withstands 2,000V minimum.
Max. Working Voltage	125V or 250V as rated.
Current Interrupting	Certified for current interrupting at full rated current.
Temperature Rise	Max 30°C temperature rise at full rated current after 50 cycles of overload at 150% of rated current at a power factor of 75%.
Mechanical	
Terminal Identification	Terminals identified in accordance with UL 498 and CSA (Brass, White, Green).
Terminal Accommodation	#14-10 AWG stranded or solid copper conductor only.
Product Identification	Ratings are a permanent part of the device.
Environmental – Material	
Flammability	UL 94V-0 and UL 94-5 VA.
Operating Temperature	Maximum continuous 75°C; minimum -40°C (w/o impact).

Note: \*Polybutylene Terephthalate.

\*\*Reinforced Thermoplastic Polyester.

NEMA® is a registered trademark of the National Electrical Manufacturers Association.

# Straight Blade Devices

## Technical Information

### HBL® Extra Heavy Duty, Straight Blade Specification Grade Duplex Receptacles



HBL5262

### Specifications

Receptacles	Part	Description
Typical Specification – Catalog No. HBL5262	Receptacle	15A
Manufacturer's Identification – Hubbell HBL5262	Top	Nylon
Description – Heavy Duty Straight Blade Duplex Receptacle	Base	RTP*
Type – 2 Pole, 3 Wire, Grounding	By-Pass Power Contacts	.037 in. (.9) Brass
Rating – 15A, 125V	Wire Clamps	.031 in. (.8) Brass
Certification: UL Listed to UL498 File E2186, Guide RTRT	Mounting Strap	.050 in. (1.3) Brass
Fed. Spec. WC596, Meets NEMA® WD-6 Compliant	Line Terminal Screws	#10-32 Brass, Multiple Drive
Certified to CSA, C22.2, No. 42 File 285	Ground Screw	#10-32 Brass, Multiple Drive (Green)
	Center Assembly Rivet	Brass
	Automatic Self-Grounding Clip	Stainless Steel
	Flat Head Mounting Screws	Steel-Zinc Plated
	Ground Tension Clips	Steel-Nickel Finish

### Performance

Electrical	
Dielectric Voltage	Withstands 2,000V minimum.
Max. Working Voltage	125V or 250V as rated.
Current Interrupting	Certified for current interrupting at full rated current.
Temperature Rise	Max 30°C temperature rise at full rated current after 50 cycles of overload at 150% of rated current at a power factor of 75%.
Mechanical	
Terminal Identification	Terminals identified in accordance with UL 498 and CSA (Brass, White, Green).
Terminal Accommodation	#14-10 AWG stranded or solid copper conductor only.
Product Identification	Ratings are a permanent part of the device.
Environmental – Material	
Flammability	Top: UL 94V-2. Base: UL 94V-0 and UL 94-5 VA.
Operating Temperature	Maximum continuous 75°C; minimum -40°C (w/o impact).

Note: \*Reinforced Thermoplastic Polyester.

NEMA® is a registered trademark of the National Electrical Manufacturers Association.



# Straight Blade Devices

## Technical Information

### HBL® Compact Extra Heavy Duty, Specification Grade Receptacles



HBL5252

### Specifications

Receptacles	Part	Description
Typical Specification – Catalog No. HBL5252	Receptacle	15A
Manufacturer's Identification – Hubbell HBL5252	Top	Nylon
Description – Straight Blade Duplex Receptacle	Base	RTP*
Type – 2 Pole, 3 Wire, Grounding	Triple Wipe Power Contacts	.032 in. (.8) Brass
Rating – 15A, 125V	Wire Clamps	.062 in. (1.8) Steel
Certification – UL Listed to UL 498 File E2186, Fed. Spec. WC596, Certified to CSA 22.2, No. 42 File 285	Mounting Strap	.050 in. (1.3) Brass
	Line Terminal Screws	#8-32 Brass, Multiple Drive
	Ground Screw	#8-32 Brass, Multiple Drive (Green)
	Center Assembly Rivet	Brass
	Automatic Self-Grounding Clip	Stainless Steel
	Flat Head Mounting Screws	Steel-Zinc Plated

### Performance

Electrical	
Dielectric Voltage	Withstands 2,000V minimum.
Max. Working Voltage	125V or 250V as rated.
Current Interrupting	Certified for current interrupting at full rated current.
Temperature Rise	Max 30°C temperature rise at full rated current after 50 cycles of overload at 150% of rated current at a power factor of 75%.
Mechanical	
Terminal Identification	Terminals identified in accordance with UL 498 (Brass, White, Green).
Terminal Accommodation	#14-10 AWG stranded or solid copper conductor only.
Product Identification	Ratings are a permanent part of the device.
Environmental – Material	
Flammability	UL 94V-2.
Operating Temperature	Maximum continuous 75°C; minimum -40°C (w/o impact).

Note: \*Reinforced Thermoplastic Polyester.

Please consult the factory for product dimensions and specifications of other products listed in this catalog.

# Straight Blade Devices

## Technical Information

### HBL® Compact Heavy Duty Style Line®, Specification Grade and Hospital Grade Straight Blade Duplex Receptacles



HBL2152



HBL2172

### Specifications

Receptacle	Part	Description
Typical Specification – Catalog No. HBL2152	Receptacle	15A
Manufacturer's Identification – Hubbell HBL2152 Receptacle	Top	Nylon
Description – Straight Blade Duplex Receptacle	Base	Nylon
Type – 2 Pole, 3 Wire Grounding	Triple Wipe Power Contacts	.031 in. (.8) Brass
Rating – 15A, 125V	Wire Clamp	.062 in. (1.8) Steel-Nickel Finish
Certification – UL File No. E2186	Mounting Strap	.050 in. (1.3) Galvanized Steel
Certified to CSA File No. 285	Ground Contact	.031 in. (.8) Brass
	Line Terminal Screws	#8-32 Brass, Multiple Drive
	Ground Screw	#8-32 Brass, Multiple Drive
	Automatic Self-Grounding Staple	Stainless Steel
	Mounting Screws	Zinc Plated Steel
Receptacle	Part	Description
Typical Specification – Catalog No. HBL2172	Receptacle	15A
Manufacturer's Identification – Hubbell HBL2182 Receptacle	Top	Nylon
Description – Straight Blade Duplex Receptacle	Base	RTP*
Type – 2 Pole, 3 Wire Grounding	Triple Wipe Power Contacts	.031 in. (.8) Brass
Rating – 15A, 125V	Wire Clamp	.062 in. (1.8) Steel-Nickel Finish
Certification – UL Listed to UL498 File E2186,	Mounting Strap	.050 in. (1.3) Galvanized Steel
Fed. Spec. WC596, Certified to CSA File No. 285	Ground Contact	.031 in. (.8) Brass
	Line Terminal Screws	#8-32 Brass, Multiple Drive
	Ground Screw	#8-32 Brass, Multiple Drive
	Automatic Self-Grounding Staple	Stainless Steel
	Mounting Screws	Zinc Plated Steel

### Performance

Electrical	
Dielectric Voltage	Withstands 2,000V minimum.
Max. Working Voltage	125V.
Current Interrupting	Certified for current interrupting at full rated current.
Temperature Rise	Max 30°C temperature rise at full rated current after 50 cycles of overload at 150% of rated current at a power factor of 75%.
Mechanical	
Terminal Identification	Terminals identified in accordance with UL 498 and CSA (Brass, White, Green).
Terminal Accommodation	#14-10 AWG stranded or solid copper conductor only.
Product Identification	Ratings are a permanent part of the device.
Environmental – Material	
Flammability	UL 94V-2.
Operating Temperature	Maximum continuous 75°C; minimum -40°C (w/o impact).

Note: \*Reinforced Thermoplastic Polyester.

Please consult the factory for product dimensions and specifications of other products listed in this catalog.

# Straight Blade Devices

## Technical Information



### SNAPConnect® Straight Blade Duplex Receptacles Specification Grade and Hospital Grade

#### Specifications

Receptacle	Part	Description
Typical Specification – Catalog No. SNAP8200	Receptacle	15A
Manufacturer's Identification – Hubbell SNAP8200	Top	Nylon
Description – Straight Blade Duplex Receptacle	Base	Nylon
Type – 2 Pole, 3 Wire, Grounding	Triple Wipe Power Contacts	Brass
Rating – 15A, 125V	Mounting Strap	Galvanized Steel; Brass (HG)
Certification – UL Listed to UL 498	Automatic Self-Grounding Clip	Stainless Steel
Fed. Spec. WC596, Certified to CSA 22.2, No. 42	Flat Head Mounting Screws	Steel-Zinc Plated/Self Tapping

Connector	Contact	Connector Body	Wire
SNAP1RA	Brass	Clear Polycarbonate	6" Solid copper #12 AWG THHN/THWN-2 600V, T90 Nylon FT-1, PVC 90°C (min).
SNAP2RA	Brass	Clear Polycarbonate	6" Stranded copper #12 AWG THHN/THWN-2 600V, T90 Nylon FT-1, PVC 90°C (min).

#### Performance

Electrical	
Dielectric Voltage	Withstands 2,000V minimum.
Max. Working Voltage	125V as rated.
Current Interrupting	Receptacle certified for current interrupting at full rated current with equivalently rated NEMA® plug.
Temperature Rise	Max 30°C temperature rise at full rated current after 50 cycles of overload at 150% of rated DC current.

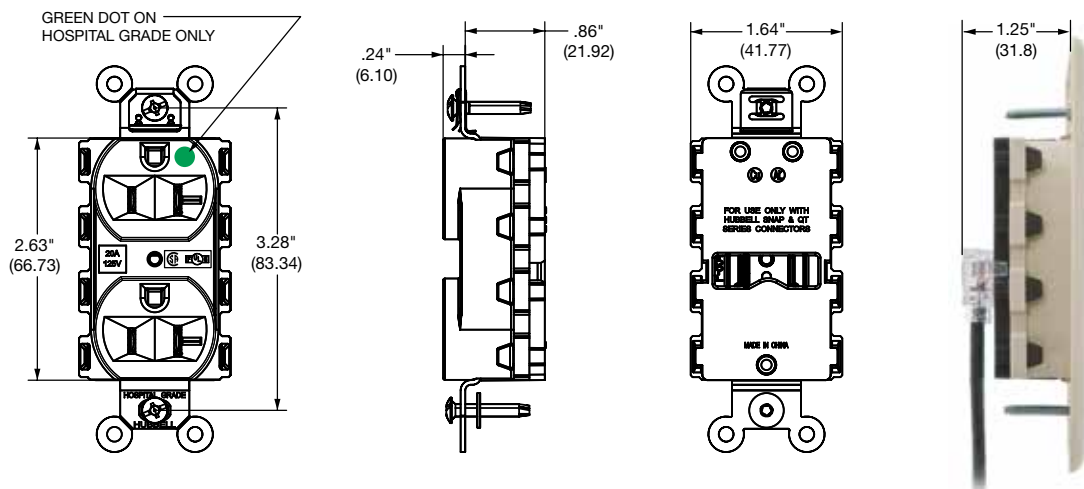
  

Mechanical	
Terminal Wire Leads Identification	Terminal wire leads identified in accordance with UL 498 (Black, White, Green).
Product Identification	Ratings are a permanent part of the device.

Environmental – Material	
Flammability	UL 94V-2.
Operating Temperature	Maximum continuous 75°C; minimum -40°C (without impact).

#### Dimensions




NEMA® is a registered trademark of the National Electrical Manufacturers Association.

# Straight Blade Devices

## Technical Information

### Hubbell-PRO Heavy Duty, Straight Blade Hospital Grade Duplex Receptacles



### Specifications

Receptacle	Part	Description
Typical Specification - Catalog No. 8200	Receptacle	15A
Manufacturer's Identification - Hubbell-PRO 8200	Top	Nylon
Description - Straight Blade Hospital Grade Duplex Receptacle	Base	Nylon
Type - 2 Pole, 3 Wire, Grounding	Triple Wipe Power Contacts	.0295 in. Brass
Rating - 15A, 125V	Clamping Plate	Plated Steel
Certification - UL Listed to UL 498, Fed. Spec. WC596	Mounting Strap	.040 in. Galvanized Steel
Hospital Grade, NEMA® WD-6 Compliant	Terminal Screws	Plated Steel
Certified to CSA	Hex Head Grounding Screw	Plated Steel
	Automatic Self-Grounding Staple	Stainless Steel
	Mounting Screws	Zinc Plated Steel

### Performance

Electrical	
Dielectric Voltage	Withstands 2,000V minimum.
Max. Working Voltage	125V.
Current Interrupting	Certified for current interrupting at full rated current.
Temperature Rise	Max 30°C temperature rise at full rated current after 50 cycles of overload at 150% of rated current at a power factor of 75%.
Mechanical	
Terminal Identification	Terminals identified in accordance with UL 498 and CSA (Brass, White, Green)
Terminal Accommodation	#14-10 AWG stranded or solid copper conductor only.
Product Identification	Ratings are a permanent part of the device.
Environmental – Material	
Flammability	UL 94V-2.
Operating Temperature	Maximum continuous 75°C; minimum -40°C (w/o impact).

NEMA® is a registered trademark of the National Electrical Manufacturers Association.

# Straight Blade Devices

## Technical Information

### USB Charger Tamper-Resistant, Straight Blade Hospital Grade and Specification Grade Duplex Receptacles



USB8300C5R



USB15AC5W

### Specifications

USB Charger Receptacle	Part	Description
Typical Specification - Catalog No. USB8300A5	Charger Receptacle	Electrical 20 Amp 125V AC USB 5.0 Amp 5V DC
Manufacturer's Identification - Hubbell USB8300A5	Ports	Type A, 2.0
Available Type USB Charger: A, A&C and C	LED	Green Indicator
Receptacle	Top	Nylon
Description - Hospital Grade, Straight Blade Duplex Receptacle	Base	Nylon
Type - 2 Pole, 3 Wire, Grounding	Triple Wipe Power Contacts	.030 in. Cooper Alloy
Rating - 20 Amp, 125V AC, USB 3 Amp, 5V DC	Clamping Plate	Plated Steel
Certification - cULus Listed to UL498 and UL1310	Mounting Strap	.040 in. Galvanized Steel
Hospital Grade, NEMA® WD-6 Compliant (USB8200 and 8300 series only)	Terminal Screws	Plated Steel
Complies with battery charging specification USB BC1.2	Hex Head Grounding Screw	Plated Steel
Complies with Part 15 of the FCC rules	Automatic Self-Grounding Staple	Stainless Steel
Compatible with USB 1.1/2.0/3.0 devices, including Apple products	Mounting Screws	Zinc Plated Steel

### Performance

Electrical	
Dielectric Voltage	Withstands 2,000V minimum.
Max. Working Voltage	125V.
Current Interrupting	Certified for current interrupting at full rated current.
Temperature Rise	Max 30°C temperature rise at full rated current after 50 cycles of overload at 150% of rated current at a power factor of 75%.
Mechanical	
USB Port	Stainless Steel Rated for 10,000 plug insertions and removal
Terminal Identification	Terminals identified in accordance with UL 498 and CSA (Brass, White, Green)
Terminal Accommodation	#14-10 AWG stranded or solid copper conductor only.
Product Identification	Ratings are a permanent part of the device.
Circuit Feed-Through	20 Amp 125 Volt
Environmental - Material	
Flammability	UL 94V-2.
Operating Temperature	Maximum continuous 75°C; minimum -40°C (w/o impact).

NEMA® is a registered trademark of the National Electrical Manufacturers Association.



# Straight Blade Devices

## Technical Information

### Hubbell-PRO Heavy Duty, Straight Blade Specification Grade Duplex Receptacles



### Specifications

Receptacle, Smooth Nylon Face	Part	Description
Typical Specification – Catalog No. 5252A	Receptacle	15A
Manufacturer's Identification – Hubbell 5252A Receptacle	Top	Nylon
Description – Straight Blade Duplex Receptacle	Base	RTP*
Type – 2 Pole, 3 Wire, Grounding	Triple Wipe Power Contacts	.031 in. (.8) Brass
Rating – 15A, 125V	Wire Clamp	.062 in. (1.8) Steel-Nickel Finish
Certification – UL Listed to UL498 File E2186	Mounting Strap	.040 in. (1) Galvanized Steel
Certified to CSA File No. 285	Ground Contact	.031 in. (.8) Brass
NEMA® WD-6 Compliant	Line Terminal Screws	#8-32 Brass, Multiple Drive
	Ground Screw	#8-32 Brass, Multiple Drive
	Center Assembly Staple	.040 in. (1) Galvanized Steel
	Automatic Self-Grounding Staple	Stainless Steel
	Mounting Screws	Zinc Plated Steel
Receptacle, Finder Groove Face	Part	Description
Typical Specification – Catalog No. 5262	Receptacle	15A
Manufacturer's Identification – Hubbell 5262 Receptacle	Top	Nylon
Description – Straight Blade Duplex Receptacle	Base	RTP*
Type – 2 Pole, 3 Wire, Grounding	Triple Wipe Power Contacts	.031 in. (.8) Brass
Rating – 15A, 125V	Wire Clamp	.062 in. (1.8) Steel-Nickel Finish
Certification – UL Listed to UL498 File E2186,	Mounting Strap	.040 in. (1) Galvanized Steel
Fed. Spec. WC596, Certified to CSA C22.2, No. 42	Ground Contact	.031 in. (.8) Brass
NEMA® WD-6 Compliant	Line Terminal Screws	#8-32 Brass, Multiple Drive
	Ground Screw	#8-32 Brass, Multiple Drive
	Center Assembly Staple	.040 in. (1) Galvanized Steel
	Automatic Self-Grounding Staple	Stainless Steel
	Mounting Screws	Zinc Plated Steel

### Performance

Electrical	
Dielectric Voltage	Withstands 2,000V minimum.
Max. Working Voltage	125V.
Current Interrupting	Certified for current interrupting at full rated current.
Temperature Rise	Max 30°C temperature rise at full rated current after 50 cycles of overload at 150% of rated current at a power factor of 75%.
Mechanical	
Terminal Identification	Terminals identified in accordance with UL 498 and CSA (Brass, White, Green)
Terminal Accommodation	#14-10 AWG stranded or solid copper conductor only.
Product Identification	Ratings are a permanent part of the device.
Environmental – Material	
Flammability	UL 94V-2.
Operating Temperature	Maximum continuous 75°C; minimum -40°C (w/o impact).

Note: \*Reinforced Thermoplastic Polyester.

Please consult the factory for product dimensions and specifications of other products listed in this catalog.

# Straight Blade Devices

## Technical Information



## Commercial Specification Grade Receptacles

### Specifications

Part	Standard	Weather Resistant
Top	Nylon	Nylon (UV Rated)
Base	Nylon	Nylon
Double Wipe Power Contacts	.030 in. (.8) Brass	.030 in. (.8) Brass
Wire Clamp	.062 in. (1.6) Steel-Nickel Plated	.062 in. (1.6) Steel-Nickel Plated
<b>Finish</b>		
Mounting Strap	.040 in. (1) Steel (Galvanized)	.040 in. (1) Galvanized Steel
Ground Contact	.031 in. (.8) Brass	.031 in. (.8) Brass
Line Terminal Screws	#8-32 Plated Steel, Multiple Drive	#8-32 Stainless Steel, Multiple Drive
Ground Screw	#8-32 Plated Steel, Multiple Drive	#8-32 Stainless Steel, Multiple Drive
Automatic Self-Grounding Staple	Stainless Steel	Stainless Steel
Mounting Screws	Zinc Plated Steel	Stainless Steel
<b>Certification</b>		
UL Listed	UL498	UL498
Fed. Spec.	WC596*	WC596*
Certified to CSA	C22.2, No. 42	C22.2, No. 42

### Performance

<b>Electrical</b>		
Dielectric Voltage	Withstands 2,000V minimum.	Withstands 2,000V minimum.
Max. Working Voltage	125V.	125V.
Current Interrupting	Certified for current interrupting at full rated current.	Certified for current interrupting at full rated current.
Temperature Rise	Max 30°C temperature rise at full rated current after 100 cycles of overload at 150% of rated current.	Max 30°C temperature rise at full rated current after 100 cycles of overload at 150% of rated current.
<b>Mechanical</b>		
Terminal Identification	Terminals identified in accordance with UL 498 and CSA (Brass, White, Green).	Terminals identified in accordance with UL 498 and CSA (Brass, White, Green).
Terminal Accommodation	#14-10 AWG stranded or solid copper conductor only.	#14-10 AWG stranded or solid copper conductor only.
Product Identification	Ratings are a permanent part of the device.	Ratings are a permanent part of the device.
<b>Environmental – Material</b>		
Flammability	UL 94V-2.	UL 94V-2.
Operating Temperature	Maximum continuous 75°C; minimum -40°C (w/o impact).	Maximum continuous 75°C; minimum -40°C (w/o impact).

Note: \*Decorator and Commercial Tamper-Resistant devices are not Fed. Spec. Listed.

# Straight Blade Devices

## Technical Information



**HBL415I**

## 4-PLEX® Receptacles

### Specifications

Receptacle	Part	Description
Typical Specification – Catalog No. HBL415	Receptacle	15 or 20A
Manufacturer's Identification – Hubbell 4-PLEX HBL415	Top	Polycarbonate
Description – Straight Blade, Multiple Outlet Receptacle	Base	Polycarbonate
Type – 2 Pole, 3 Wire, Grounding	Power Contacts	.032 in. (.8) Brass
Rating 15A, 125V	Ground Contacts	.031 in. (.8) Brass
Certification – Listed to UL Standard 498 File E2186	Ground Plate	.032 in. (.8) Plated Steel
Certified to CSA 22.2, No. 42 File 285	(Hospital Grade)	.050 in. (1.3) Plated Steel
	Line and Neutral Terminal Plate	.031 in. (.8) Brass
	Line Terminal Screw	#8-32 Brass
	Ground Screw	#8-32 Brass (Green)

### Performance

Electrical	
Dielectric Voltage	Withstands 2,000V minimum.
Max. Working Voltage	125V.
Current Interrupting	Capable of withstanding a fault level of 1000A, per UL498.
Temperature Rise	Max 30°C temperature rise at full rated current after 50 cycles of overload current at 150% of rated current at a power factor of 75%.
Mechanical	
Terminal Identification	Terminals identified in accordance with UL498 and CSA (Brass, White, Green).
Terminal Accommodation	#14-12 AWG stranded or solid copper conductor only.
Product Identification	Ratings are a permanent part of the device.
Environmental	
Flammability	UL 94V-2.
Operating Temperature	Maximum continuous 75°C; minimum -40°C (w/o impact).

# Straight Blade Devices

## Technical Information



HBL5266C



HBL5269C

### Insulgrip® Plugs and Connector Bodies

#### Specifications

Plugs	Part	Description
Typical Specification – Catalog No. HBL5266C		Plug
Manufacturer’s Identification – Hubbell HBL5266C		Housing
Description – Straight Body Plug		Blade Holder
Type – 2 Pole, 3 Wire, Grounding		Retainer
Rating – 15A, 125V		Cord Clamp
Verified to Fed. Spec. WC596		Contact Blades
Certification – UL Listed to UL498 File E1706,		Ground Contact Blade
CSA Certified to C22.2 No. 42 File 280		Line Terminal Screws
IP Suitability – IP20		Ground Screw
		Wire Clamps
		15A
		Nylon – Black
		Nylon – Natural
		Polycarbonate – Clear
		Nylon – Natural
		.060 in. (1.5) Brass
		.040 in. (1.0) Copper Alloy
		#8-32 Brass, Multiple Drive
		#8-32 Brass, Multiple Drive (Green)
		.062 in. (1.6) Steel – Nickel Finish
Connector Bodies	Part	Description
Typical Specification – Catalog No. HBL5269C		Connector Body
Manufacturer’s Identification – Hubbell HBL5269C		Housing
Description – Straight Body Connector		Contact Holder
Type – 2 Pole, 3 Wire, Grounding		Retainer
Rating – 15A, 125V		Cord Clamp
Verified to Fed. Spec. WC596		Power Contacts
Certification – UL Listed to UL498 File E1706,		Line Terminal Screws
CSA Certified to C22.2 No. 42 File 280		Ground Screw
IP Suitability – IP20		Wire Clamps
		15A
		Nylon – Black
		Nylon – Natural
		Polycarbonate – Clear
		Nylon – Natural
		.040 in. (1.0) Copper Alloy
		#8-32 Brass, Multiple Drive
		#8-32 Brass, Multiple Drive (Green)
		.062 in. (1.6) Steel – Nickel Finish

#### Performance

Electrical	
Dielectric Voltage	Withstands 2,000V minimum.
Max. Working Voltage	125V or 250V as rated.
Current Interrupting	Certified for current interrupting at full rated current.
Temperature Rise	Max 30°C temperature rise at full rated current after 50 cycles of overload at 150% of rated current at a power factor of 75%.
Mechanical	
Terminal Identification	Terminals identified in accordance with UL498 and CSA (Brass, White, Green).
Terminal Accommodation	#18-10 AWG copper conductors only.
Product Identification	Ratings are a permanent part of the device.
Torque Range	12 in./lb. terminal screws, 7 in./lb. assembly screws.
Cord Diameter Range	.230–.720 in. (5.8–18.3) integral cord grip.
Environmental – Material	
Flammability	UL 94HB or better.
Operating Temperature	Maximum continuous 75°C; minimum – 40°C (w/o impact).

# Straight Blade Devices

## Technical Information

### Valise® Plugs and Connectors



HBL5965VY



HBL5969VY

### Specifications

Plugs	Part	Description
Typical Specification – Catalog No. HBL5965VY	Plug	15A
Manufacturer's Identification – Hubbell HBL5965VY	Housing	Nylon
Description – Straight Body Plug	Contact Blades	Brass
Type – 2 Pole, 3 Wire, Grounding	Ground Blade	Brass
Rating – 15A, 125V	Line Terminal Screws	Steel-Copper, Multiple Drive
Verified to Fed. Spec. WC596	Ground Screw	Steel (Green), Multiple Drive
Certification – UL Listed to UL 498 File E1706, CSA Certified to C22.2 No. 42 File 280C	Cable Inserts	Poly Phenylene Oxide
IP Suitability – IP20	Wire Clamps	Steel
	Body Holding Screws	Steel, Multiple Drive
Connector Bodies	Part	Connector
Typical Specification – Catalog No. HBL5969VY	Connector Body	15A
Manufacturer's Identification – Hubbell HBL5969VY	Housing	Nylon
Description – Straight Body Connector	Contact and Ground Springs	Brass
Type – 2 Pole, 3 Wire, Grounding	Line Terminal Screws	Steel-Copper, Multiple Drive
Rating – 15A, 125V	Ground Screw	Steel (Green), Multiple Drive
Verified to Fed. Spec. WC596	Cable Inserts	Poly Phenylene Oxide
Certification – UL Listed to UL 498 File E1706, CSA Certified to C22.2 No. 42 File 280C	Wire Clamps	Steel
IP Suitability – IP20	Body Holding Screws	Steel, Multiple Drive

### Performance

Electrical	
Dielectric Voltage	Withstands 2,000V minimum.
Max. Working Voltage	125V or 250V as rated.
Current interrupting	Certified for current interrupting at full rated current.
Temperature Rise	Max 30°C temperature rise at full rated current after 50 cycles of overload at 150% of rated current at a power factor of 75%.
Mechanical	
Terminal Identification	Terminals identified in accordance with UL 498 and CSA (Brass, White, Green).
Terminal Accommodation	Copper conductors only. 2 Wire 15A Only #18-14 AWG, 2 Wire 20A & 3 Wire #18-12 AWG, Hospital Grade #16-12 AWG, I.D. Valise #18-16 AWG.
Product Identification	Molded Rating on Device Face.
Torque	12 in./lb. terminal screws, 7 in./lb. assembly screws.
Cord Diameter Range	2-Wire 15A Only .218–.385 in. (5.5–9.8), 2-Wire 20A & 3 Wire .220–.660 in. (5.6–16.8), Hospital Grade .300–.660 in. (7.6–16.8), I.D. Valise .230–.360 in. (5.8–9.1).
Environmental – Material	
Flammability	UL 94V-2.
Operating Temperature	Maximum continuous 75°C; minimum -40°C (w/o impact).
Standards	
NEMA® WD1	
NEMA® Configurations	
Listed to UL Standard UL498	
Certified to CSA Standard C22.2 No. 42	
Verified to Federal Spec WC596	

NEMA® is a registered trademark of the National Electrical Manufacturers Association.



# Straight Blade Devices

## Technical Information



### IEC 320 Devices

#### Specifications

##### Receptacle

Catalog Number	H320R
Description	IEC Configuration compatible straight blade panel mount receptacle.
Type	2 Pole + earth.
Rating	16A 250V AC for European service; 20A 250V AC for North American service.
Certification	UL Listed 20A 250V AC – File No. E2186; CSA Certified 20A 250V AC – File No. 17337.
Terminal Accommodation	North American – #16-12 AWG stranded or solid copper conductor only. International – 1.55mm <sup>2</sup> –2.5mm <sup>2</sup> .

##### Connector

Catalog Number	H320C
Description	IEC Detachable straight blade connector.
Type	2 Pole + earth.
Rating	16A 250V AC for European service; 20A 250V AC for North American service.
Configuration	IEC 60320-1 Style appliance coupler, C19.
Certification	UL Listed 20A 250V AC – File No. E1706; CSA Certified 20A 250V AC – File No. 17337; UL Classified to IEC 320, 16A 250V AC – File No. E111246;
Cord Accommodation	North American – 16/3SJ-12/3SJ (.325–.475 in. dia.); International – (HAR cord) 3x1.5mm <sup>2</sup> –3x2.5mm <sup>2</sup> (8mm–12mm dia.).
IP Suitability	IP20.

##### Plug

Catalog Number	H320P
Description	IEC Configuration compatible straight blade Valise® plug.
Type	2 Pole + earth.
Rating	16A 250V AC for European service; 20A 250V AC for North American service.
Certification	UL Listed 20A 250V AC – File No. E1706; CSA Certified 20A 250V AC – File No. 17337.
Cord Accommodation	North American – 16/3 SJ-12/3SJ (.325–.475 in. dia.); International – (HAR cord) 3x1.5mm <sup>2</sup> 3x2.5mm <sup>2</sup> (8–12mm dia.).
IP Suitability	IP20.

##### Inlet

Catalog Number	H320B and H320BL
Description	IEC Straight blade panel mount power inlet.
Type	2 Pole + earth.
Rating	16A 250V AC for European service; 20A 250V AC for North American service.
Configuration	IEC 60320-1 Style appliance coupler, C20.
Certification	UL Listed 20A 250V AC – File No. E1706; CSA Certified 20A 250V AC – File No. 17337; UL Classified to IEC 320, 16A 250V AC – File No. E111246; VDE Certified at 16A 250V AC – File No. 12469 1550 1002.
Terminal Accommodation	North American – #16-12 AWG stranded or solid copper conductor only. International – 1.5mm <sup>2</sup> –2.5mm <sup>2</sup> .

# Straight Blade Devices

## Technical Information

### Heavy Duty Insulgrip® Plugs and Receptacles



HBL9431C



HBL9430A

### Specifications

Plug	Part	Description
Typical Specification - Catalog No. HBL9431C	Plug	30A
Manufacturer's identification - Hubbell HBL9431C	Housing	Supertough Nylon
Description - Straight Body Plug	Blade Holder & Retainer	Reinforced Thermoplastic Polyester
Type - 3 Pole, 4 Wire, Grounding	Blades	Brass
Rating - 30A, 125/250V	Terminal Screws	3/8 in. Allen Head, Plated Steel
Certification - UL Listed File E1706, CSA Certified*	Box Terminals	Copper Alloy
IP Suitability - IP20	Cord Clamps	Reinforced Thermoplastic Polyester
	Mounting and Clamp Screws	Stainless Steel
	Cord Grip Range	.625–1.310 in. (15.9–33.3)
Receptacle	Part	Description
Typical Specification - Catalog No. HBL9430A	Receptacle	30A
Manufacturer's Identification - Hubbell HBL9430A	Housing Construction	Reinforced Thermoplastic Polyester
Description - Single Receptacle	Mounting Plate	.062 in. (1.5) Pre-Plated Steel
Type - 3 Pole, 4 Wire, Grounding	Contacts	Brass
Rating - 30A, 125/250V	Ground Shunt	Brass
Certification - UL Listed File E2186, CSA Certified	Terminal Screws	3/8 in. Allen Head, Plated Steel
	Box Terminals	Copper

### Performance

Electrical	
Dielectric Voltage	Withstands 2,000V minimum.
Max. Working Voltage	125V or 250V as rated.
Current Interruption	Certified for current interrupting at full rated current.
Temperature Rise	Max 30°C temperature rise at full rated current after 50 cycles of overload at 150% of rated current at a power factor of 75%.
Mechanical	
Terminal Identification	Terminals identified in accordance with UL 498 (Brass, White, Green).
Terminal Accommodation	#12 AWG through #4 AWG copper wire only.
Production Identification	Ratings are a permanent part of the device.
Environmental	
Flammability	Receptacle: UL 94 VO. Plug: UL 94 HB (Housing), UL 94 VO (Blade Holder and Retainer).
Operating Temperature	Maximum continuous 60°C, minimum -40°C (w/o impact).

Note: \*Listed to UL Standard 498 (Attachment Plugs and Receptacles), Certified to CSA Standard 42M (General Use Receptacles, Attachments, Plugs and Singular Wiring Devices) where applicable.