

4-PLEX  
Receptacles & Accessories  
*4 outlets in 1*

HUBBELL 



Wiring Device-Kellems



# 4-PLEX™ Receptacles



Hubbell 4-PLEX receptacles are perfect for retrofit, renovation and new construction use in institutional, industrial and commercial construction installations.

### Convenience...

4 outlets in 1-Compact design, replaces existing single or duplex receptacles.

### Cuts installation and wiring time...

Receptacle covers/wallplates are eliminated and existing conductors are used, which save time.

### Reduces labor and material costs...

4 outlets in 1-Receptacle eliminates the need to replace a duplex receptacle and wallbox with a two gang box, with two receptacles and wallplate cover.

### Flexibility...

Accessories include adapter plates for flush mounting and special applications, and a portable box with cord grip for temporary power applications. 4-PLEX receptacles accept up to four angle plugs for those installations requiring that cord and wiring device lie close

to the surface without bending or jamming the cord.

### Problem solvers...

Hubbell 4-PLEX receptacles are constructed of high impact resistant thermoplastic and are UL Listed and CSA Certified (where applicable). Specification grade, Hospital Grade, isolated ground, and surge suppression receptacles are available in a variety of colors, in 15 and 20 amp, 125V.

## Front View

"A" and "B" circuits molded into face for easy identification

Heavy duty, brass, triple wipe, T-slot power contacts for low resistance and heat rise

Heavy duty, brass ground contacts assure safe, reliable grounding


Ratings and certifications are molded in for easy identification

Removable knockouts for ease of mounting to concrete octagon ring or box

High impact resistant thermoplastic construction

Bright red LED "ON"; Green LED "OFF"-Surge protection is no longer functioning. Replace unit. Circuit is no longer protected. Receptacle will continue to function but without surge protection.

Green LED "ON"-Power is on, circuits are protected; surge suppression is functioning



4-PLEX RECEPTACLE WITH SURGE SUPPRESSION

## Back View

\*Easily accessible break-off link for split circuit wiring

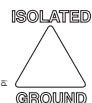
Anchor hole for fast, uniform and reliable connections

Three conductors energize all four outlets

All four outlets are internally connected for continuous power and ground

Terminal screws-oversized slotted Robertson head-Brass #8-32

Conductor strip gauge provides for consistent conductor strip length



**Isolated Ground:** All 4-Plex receptacles have inherent isolated ground (IG) capability due to their nonmetallic construction. Orange triangle stickers with the IG symbol are included with all receptacles (except IG415 and IG420). Simply install an insulated dedicated green ground wire from the ground bus at the service entrance to the receptacle and apply the label to the front surface of the 4-PLEX receptacle.

**Notes:** 1. \*Break-off link is not accessible or removable on 4-PLEX receptacle with surge suppression.

2. Grounding pigtail with ground screw is provided with each receptacle (except isolated ground) to ground receptacle to a metallic box where no grounding conductor is available.

3. Each device is supplied with two #8 x 1 and two #8 x 5/16 pan-head mounting screws.

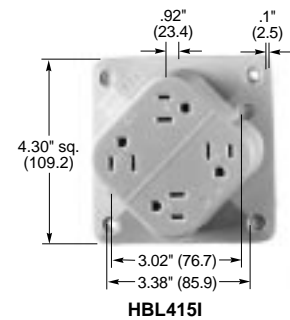
# Specifications



## Receptacle

Typical Specification	Catalog No. <b>HBL415</b>
Manufacturer's Identification	<b>Hubbell 4-PLEX HBL415</b>
Description	4 outlets internally connected with provision for split circuit wiring (except surge receptacles). Receptacle shall be designed for direct mounting to 4" square box, octagon box and concrete ring, or flush mounted to 1 and 2 gang boxes or 4" square boxes with or without plaster ring.
Type	2 Pole, 3 Wire, Grounding
Rating	15A, 125V
Certifications	UL or UL Hospital Grade Listed to UL Standard 498 (attachment plugs and receptacles, 15 and 20 amp). CSA Certified to CSA C22.2, No. 42 (General Use Receptacles, Attachment Plugs and Similar Wiring Devices) where applicable (15 amp only).  Surge Suppression UL Listed to UL 1449 (Revised July 2, 1987). ANSI/IEEE C62.41-1980, CSA TIL #1-11B/Standard C22.2 #8M1986 (15 amp only).

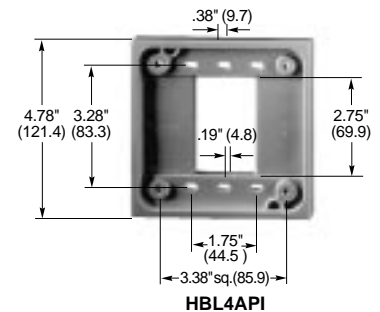
Part	Material
Receptacle	15,20 Ampere
Cover (Face)	Lexan®
Base	Lexan
Ground Plate (Hospital Grade)	.032 Plated Steel .050 Plated Steel
Ground Contacts	.032 Brass
Line Terminal Plate	.031 Brass
Neutral Terminal Plate	.031 Brass
Triple Wipe Power Contacts	.032 Brass
Terminal Screws	#8-32 Brass Oversized Slotted Robertson Head



## Adapter Plate

Typical Specification	Catalog No. <b>HBL4AP</b>
Manufacturer's Identification	<b>Hubbell 4-PLEX HBL4AP</b>
Description	Adapts 4-PLEX receptacles flush to 1 and 2 gang device box or 4" square boxes with or without plaster ring.
Certifications	UL Listed, CSA Certified File


Part	Material
Adapter Plate	Lexan



## Portable Box

Typical Specification	Catalog No. <b>HBL4PB</b>
Manufacturer's Identification	<b>Hubbell 4-PLEX HBL4PB</b>
Description	4" square box with integral cord grip which accepts up to .66" diameter cord (12/3SO).
Portable box not UL Listed.	
Lexan® is a registered trademark of General Electric Co.	

Part	Material
Portable Box	Lexan





# Performance

## Electrical

Dielectric Voltage	Withstands 2000V per UL 498
Maximum Working Voltage	125V as rated
Current Interrupting	Capable of withstanding a fault level of 1000A circuit, per UL 498
Temperature Rise	Maximum 30°C temperature rise at full rated current 50 cycles of overload at 150% of rated current at a power factor of 75%

### Surge Suppression

Transient Suppression Capacity	Peak energy 80 joules for a 10 X 1000 $\mu$ S (microseconds) pulse
Common and Normal Mode Protection	Common Mode Transients: Hot to ground and neutral to ground Normal Mode to neutral
Transients: Hot	
Maximum Clamping Voltage	Test current 100 Amperes Peak (8 x 20 $\mu$ S: 360 Volts
Varistor Peak Clamping Voltage	212 Volts Maximum, 243 Volts Maximum @ 1 Milliampere D.C.
Varistor Size	20MM
Varistor Continuous RMS Rating	150 Volts
Capacitance @ 1 KHZ	2000 pf $\pm$ 30%
Response Time	Approximately 5ns (nanoseconds)
Suppressed Voltage	530V (3000A) nominal
	436V (750A)
	412V (500A)
	400V (125A)
	212V (1 MA)
Input Voltage	125VAC, 60HZ
Current	20 Ampere Maximum Branch Circuit
Receptacle Rating	15 and 20 Ampere 125V

## Mechanical

Terminal Identification	Terminals identified in accordance with UL 498 (Brass, Silver, Green)
Terminal Accommodation	#14-12 AWG, solid or stranded copper wire
Product Identification	Ratings are a permanent part of the device

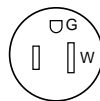
## Environmental

Flammability	UL 94 V2
Operating Temperatures	Maximum continuous 60°C minimum - 40°C (w/o impact)

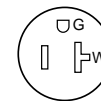


# Ordering Information 2 Pole, 3 Wire Grounding

## 4-PLEX Receptacles



NEMA 5-15R  
15A 125V  
UL, CSA  
0.5 HP



NEMA 5-20R  
20A 125V  
UL  
1 HP

	Color	Catalog Number	Catalog Number
Specification Grade	Brown	HBL415	HBL420
	Ivory	HBL415I	HBL420I
	Gray	HBL415GY	HBL420GY
	White	HBL415W	HBL420W
	Black	HBL415BK	HBL420BK
Hospital Grade	Brown	HBL415H	HBL420H
	Ivory	HBL415HI	HBL420HI
	Red	HBL415HR	HBL420HR
Isolated Ground	Orange	IG415	IG420
Surge Suppression	Blue	HBL415S	HBL420S
	Ivory	HBL415IS	HBL420IS
Surge Suppression	Blue		HBL420HS
Hospital Grade	Ivory		HBL420HIS

## 4-PLEX Adapters Plates



- Adapts 4-PLEX receptacles flush to single and two gang device boxes or 4" square boxes with or without plaster ring.
- High impact resistant thermoplastic construction.
- Supplied with two 6-32 x 7/8 inch flat head screws.
- Available in a variety of colors.

For 1 and 2 gang, and 4" square device boxes. UL Listed, CSA Certified

Color	Catalog Number
Brown	HBL4AP
Blue	HBL4APBL
Gray	HBL4APGY
Ivory	HBL4API
Orange	HBL4APO
Red	HBL4APR
White	HBL4APW

## 4-PLEX Portable Box



- Portable, nonmetallic box provides temporary power in those applications where extension cords are required.
- Lightweight, nonconductive.
- Integral cord grip accepts up to .66" diameter cord (12/3SO).
- High impact resistant thermoplastic construction.

4" square box with cord grip

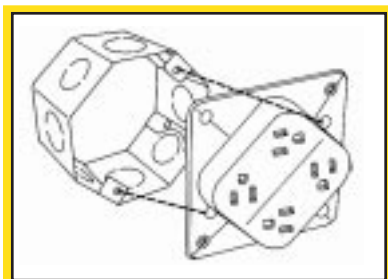
Color	Catalog Number
Brown	HBL4PB
Black	HBL4PBBK
Ivory	HBL4PBI

Note: Portable box is not UL Listed. UL listing does not apply when 4-PLEX receptacle is used with portable box in extension cord applications.



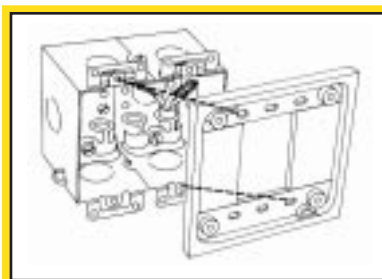
## 4-PLEX Receptacle Box Mountings

Mount receptacle to adapter plate using two #8 x 5/16 pan-head screws. Installation is complete. For optional 4 screw mounting, remove two knockouts on receptacle and complete installation using two additional pan-head screws provided.



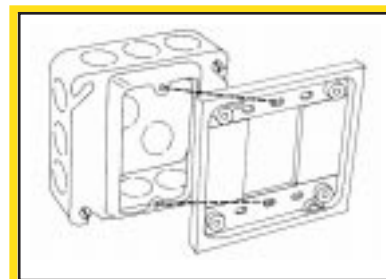
### CONCRETE OCTAGON RING (Flush Mounted)

Remove knockouts indicated and mount receptacle using two #8 x 1 inch mounting screws provided with 4-PLEX.



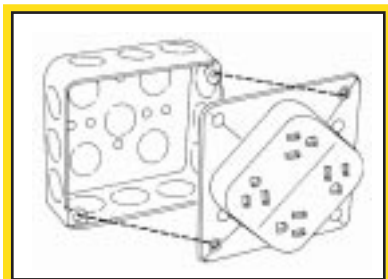
### 2 GANG

Mount adapter plate to 2 gang box using two 6-32 x 7/8 inch flat head screws provided with adapter. Mount 4-PLEX to adapter plate using two #8 x 5/16 inch pan-head screws.



### 4" SQUARE WITH PLASTER RING (Flush Mounted)

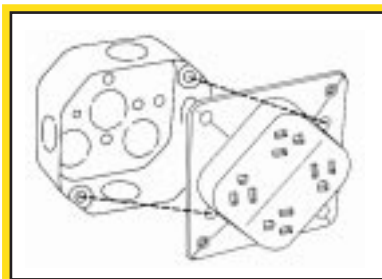
Mount adapter plate to plaster ring using two 6-32 x 7/8 inch flat head screws provided with adapter plate. Mount 4-PLEX to adapter plate using two #8 x 5/16 inch pan-head screws.



### 4" SQUARE (Surface Mounted)

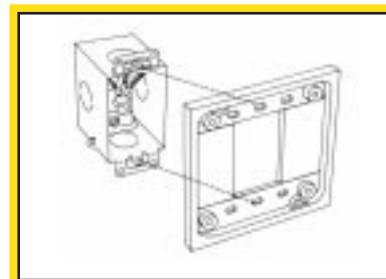
Mount receptacle using two #8 x 1 inch mounting screws provided with 4-PLEX. (Flush Mounted)

For flush mounting, mount adapter plate to box using two #8 x 1 inch mounting screws and mount 4-PLEX to adapter plate using two #8 x 5/16 inch pan-head screws provided with 4-PLEX.



### 4" OCTAGON

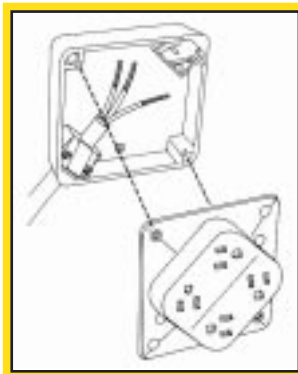
Remove knockouts indicated and mount receptacle using two #8 x 1 inch mounting screws provided with 4-PLEX.



### SINGLE GANG (Flush Mounted)

Mount adapter plate to single gang box using two 6-32 x 7/8 inch flat head screws provided with adapter. Mount 4-PLEX to adapter plate using two #8 x 5/16 inch pan-head screws.

## Hubbell Portable Nonmetallic Boxes



- Suitable for use with 4-PLEX Receptacles only.
  - For 15A, use #12-14 AWG wires.
  - For 20A, use #12 AWG wires.
  - Use stranded copper wire only.
  - Do not use tinned conductors.
- Strip cord jacket 4 inches and individual conductors 3/4 inch. Insert cord through opening in box and wire individual conductors to proper terminals; black conductor to brass screw, white conductor to silver screw, green or bare conductor to green grounding screw. Place top half of cord grip over cord allowing 1/4 inch of cord jacket to extend beyond cord grip. Tighten two assembly screws until cord is secure. Mount receptacle to box using two #8 x 5/16 inch pan-head screws.



### Wiring Device - Kellems

Hubbell Incorporated (Delaware) • 185 Plains Road • Milford, CT 06460-2420 • (203) 882-4800 • FAX (800) 255-1031  
World Wide Web URL: <http://www.hubbell-wiring.com>

#### Worldwide Locations

Hubbell Canada (905) 839-1138, Fax (905) 839-9108  
Hubbell Ltd. England (441) 234-855444, Fax (441) 234-854008  
Hubbell-Taian Co., Ltd., (886) 2 567-5995, Fax (886) 2 567-4853  
Hubbell Int'l. Inc., Korea Branch (82) 2 607-1362, Fax (82) 2 603-7386

Hubbell de Mexico, S.A. de C.V. (52) 5 575-2022, Fax (52) 5 559-8626  
Caribe Sales Agencies, Puerto Rico (809) 720-7185, Fax (809) 789-2796  
Hubbell S.E. Asia Pte., Ltd., (65) 382-1600, Fax (65) 382-3727  
Hubbell Inc. Middle East (971) 4 369-763, Fax (971) 4 360-541