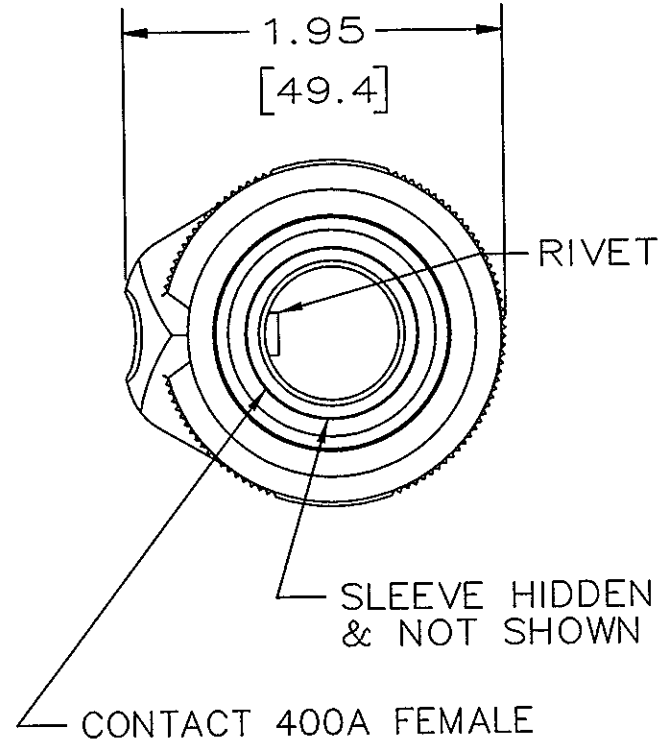
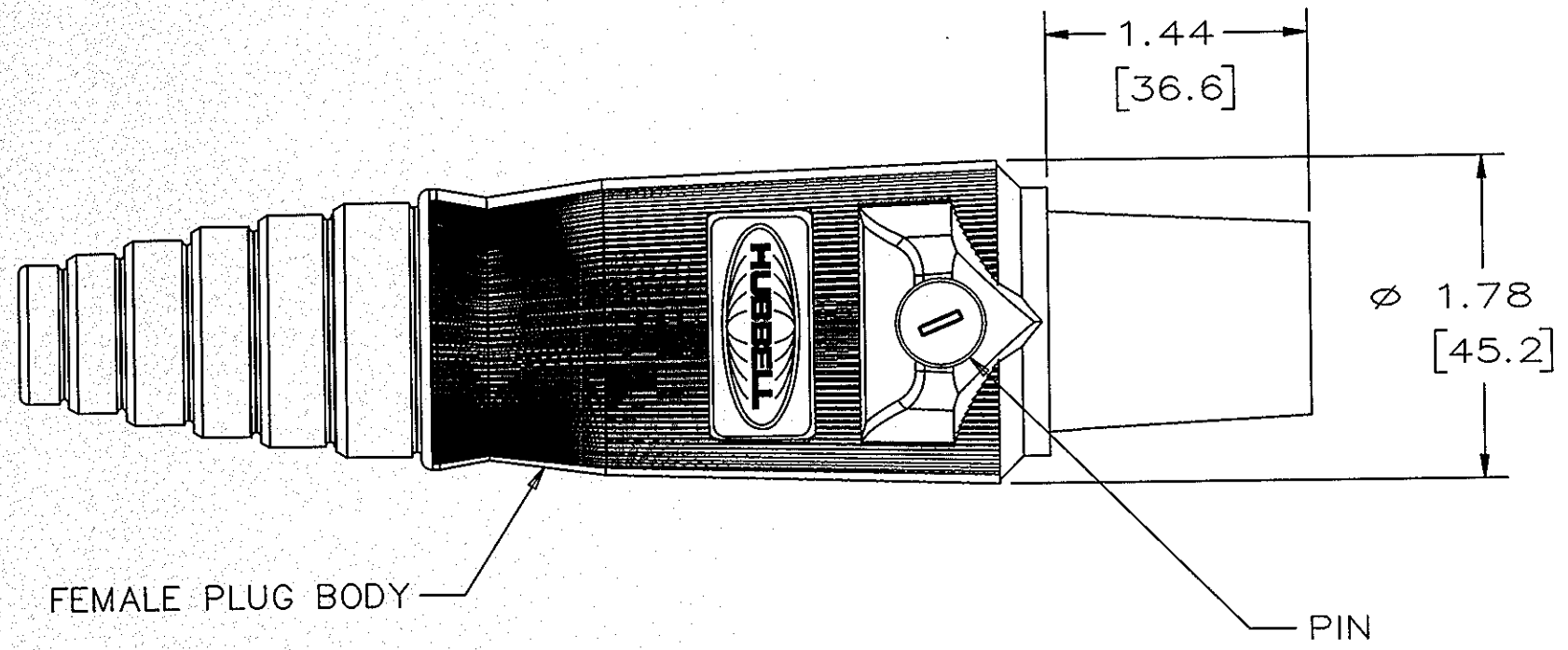
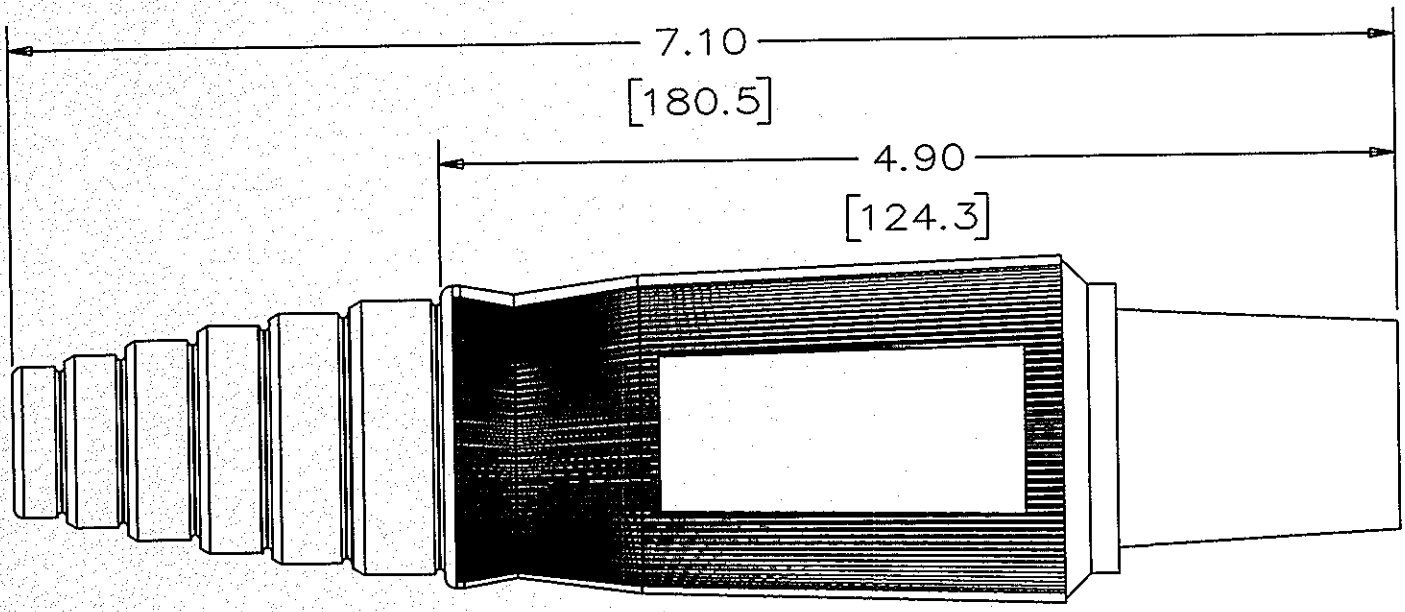
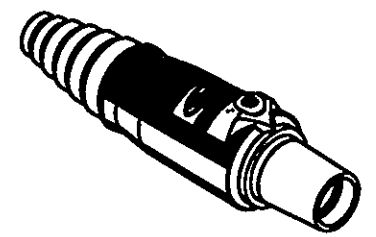


M-8911 4



LIST OF PARTS		
DESCRIPTION	MATERIAL	FINISH
FEMALE PLUG BODY	TPE	SEE TABLE
SLEEVE	NYLON	BLACK
CONTACT 400A FEMALE	BRASS	
RIVET	BRASS	
PIN	NYLON	BLACK
SET SCREW	STEEL	NICKEL
LEAD WIRE	COPPER	
COPPER SHEET	COPPER	



CATALOG NO: HBL400FBK
(NOT SHOWN TO SCALE)

SYM	REVISIONS	APP	DATE
4	ADDED ISO VIEW TO INDICATE SOLID MODEL EMBEDDED IN DRAWING. PER DCN 21895 DDL	DJP	02/25/16
3	3-21-12 DIM. 7.10 WAS 6.84 (ADDED 6th RING TO BODY) PER DCN 18725 CZH CZH	CZH	3/21/12

THE DESIGN AND DIMENSIONS OF THE PRODUCT SHOWN ON THIS DRAWING ARE SUBJECT TO CHANGE WITHOUT NOTICE

TITLE SINGLE POLE
400A
FEMALE PLUGS

TOLERANCES UNLESS OTHERWISE SPECIFIED		WIRING DEVICE-KELLEMS HUBBELL INCORPORATED SHELTON, CT	
.XX = ±.01	.XXX = ±.005	DR. BY MJM	APP. BY TWB
ANGLES = ±2°		TR. BY	SCALE 1:1
		CHK'D BY TWB	DATE 6/11/03

HUBBELL CAT. NO.	COLOR
HBL400FBK	BLACK
HBL400FW	WHITE
HBL400FGN	GREEN
HBL400FR	RED
HBL400FBL	BLUE
HBL400FO	ORANGE
HBL400FBN	BROWN
HBL400FY	YELLOW

- NOTES:
- DIMENSIONS ARE INCHES ±.02 [mm] ±.5
 - CABLE SIZE: 2/0 AWG - 4/0, COPPER ONLY
 - RATING 600VAC/250VDC 400 AMPS
 - UL/c-UL ENCLOSURE TYPES 3R, 4X, 12, SEE INSTRUCTION SHEET
 - 1/2-20 UNF-2A X 1/2 LG. 7/32 SOCKET HEAD SET SCREWS, LEAD WIRE & COPPER SHEET NOT SHOWN.

DIMENSION SHEET FOR CAT. NO. M-8911
 REPAIRABLE NON-REPAIRABLE
 SEE TABLE
 4