

LIST OF PARTS		
DESCRIPTION	MATERIAL	FINISH
HOUSING	SEE TABLE	
GASKET	NEOPRENE	
LOCK RING	POLYESTER	
INTERIOR	THERMOSET	
PINS	BRASS	
TERM. SCREWS	STAIN. STEEL	
GLAND CAP	POLYESTER	
GLANDS	NEOPRENE	
CLAMPS	POLYESTER	
CLAMP NUTS	BRASS	NICKEL
ASS'Y SCRS	STAIN. STEEL	

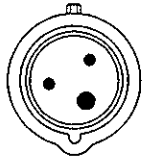
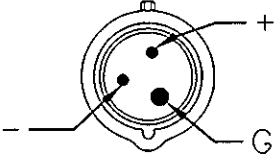
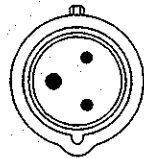
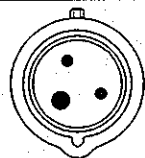
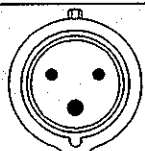
6	UPDATED GRAPHIC DCN22052 Mr.B TLS	Mr.B	4/21/16
5	ADDED POLARITY TO HBL3100P8V0DC, PER DCN16648 MYA TLS	TLS	5/11/10
4	ADDED CAT. HBL3100P8V0DC PER DCN 16502 SPN TLS	MJM	4/13/10
3	REDRAWIN ON CAD WITH CHANGES, ADDED "& 125A TO DWG TITLE, "HOUSING" AND "COMMENTS" COLUMNS TO TABLE, HOLE AND DIMS TO VIEW, AND NOTES 1& 2, IN TABLE, REMOVED CAT NO'S HBL3100P5W, & 3100P7W; "A" WAS "AMP" IN LIST OF PARTS,"SEE TABLE" WAS " NYLON" AND "NEOPRENE" WAS "RUBBER" IN (2) PLACES, "CABLE ø.1.065[ 27.05] MIN.ø1.940[49.28] MAX" WAS "CABLE DIA. 1.125 28.57 MM MIN.1.650 41.91MM MAX" "Ø" WAS"DIA."AND "(XX.X)" WAS "MM". SUPERSEDES DRAWING DATED 5/13/80 PER DCN #12944. JMN	DJP	7/31/06

SYM	REVISIONS	APP	DATE
-----	-----------	-----	------

THE DESIGN AND DIMENSIONS OF THE  
PRODUCT SHOWN ON THIS DRAWING ARE  
SUBJECT TO CHANGE WITHOUT NOTICE

TITLE	100A & 125A 2 POLE 3 WIRE PIN AND SLEEVE PLUGS
-------	--

TOLERANCES UNLESS OTHERWISE SPECIFIED  .XX = $\pm 0.1$ .XXX = $\pm 0.005$ ANGLES = $\pm 2^\circ$	WRING DEVICE-KELLEMS HUBBELL INCORPORATED SHELTON, CT			
	DR. BY	MJK	APP. BY	DJP
	TR. BY	JMN	SCALE	NONE
	CHK'D BY	DJP	DATE	7/31/

CAT. NO.	CONFIGURATION	RATING	HOUSING		CAT. NO.	CONFIGURATION	RATING	HOUSING	
			MATERIAL	COLOR				MATERIAL	COLOR
					HBL3100P7W		60 A 480 VAC	NYLON	RED
					HBL3100P8V0DC		100 A 550 VDC	PBT	BLACK
HBL3100P3W		100 A 250 VDC	NYLON	BLUE					
HBL3100P4W		100 A 125 VAC	NYLON	YELLOW					
HBL3100P6W		100 A 250 VAC	NYLON	BLUE					
HBL3125P6W		125 A 220-240 VAC							

NOTES: (UNLESS OTHERWISE SPECIFIED)

1) TOLERANCES ARE:

DECIMALS  $\pm .03$

ANGLES  $\pm 2^\circ$

2) DIMENSIONS ARE INCHES

[MILLIMETERS]

CODE 74545