

M-7900

7

NEMA NO.	RATING	POLE/WIRE	CAT. NO.	CORROSION RESISTANT <sup>[B]</sup>	VOLTAGE COLOR CODE	UL	CSA	FED SPEC.
L14-30P	125/250V	3P/4W GROUNDING	HBL2711 HBL2711BK <sup>[C]</sup>	HBL27CM11	ORANGE	YES	YES	YES
L15-30P	3 Ø 250VAC	3P/4W GROUNDING	HBL2721	HBL27CM21	BLUE	YES	YES	YES
L16-30P	3 Ø 480VAC	3P/4W GROUNDING	HBL2731	HBL27CM31	RED	YES	YES	YES
L17-30P	3 Ø 600VAC	3P/4W GROUNDING	HBL2741	HBL27CM41	BLACK	YES	YES	YES
L18-30P	3 Ø Y 120/208VAC	4P/4W NON-GROUNDING	HBL2751	---	BLUE	YES	NO	YES
L19-30P	3 Ø Y 277/480VAC	4P/4W NON-GROUNDING	HBL2761	---	RED	YES	NO	YES
L20-30P	3 Ø Y 347/600VAC	4P/4W NON-GROUNDING	HBL2771	---	BLACK	YES	YES	YES
L21-30P	3 Ø Y 120/208VAC	4P/5W GROUNDING	HBL2811 HBL2811BK <sup>[C]</sup>	HBL28CM11	BLUE	YES	NO	YES
L22-30P	3 Ø Y 277/480VAC	4P/5W GROUNDING	HBL2821	---	RED	YES	YES	YES
L23-30P	3 Ø Y 347/600VAC	4P/5W GROUNDING	HBL2831	---	BLACK	YES	YES	YES

LIST OF PARTS

DESCRIPTION	MATERIAL	FINISH
COVER	NYLON	BLACK
CORD CLAMP	NYLON	NATURAL
BLADE HOLDER	NYLON	NATURAL
RETAINER	POLYCARBONATE	CLEAR
BLADE	.070 BRASS	
CENTER GROUND BLADE & TERM LUG (5 WIRE)	BRASS	
WIRE CLAMP	.080 CRS	NICKEL PLATE
#10 TERMINAL SCREWS	BRASS	A
#10 GROUND SCREW	BRASS	GREEN
ASSEMBLY FASTENERS	STEEL	ZINC PLATE
DUST SHIELD	TPE	BLACK

DIMENSION SHEET FOR CAT. NO. SEE TABLE

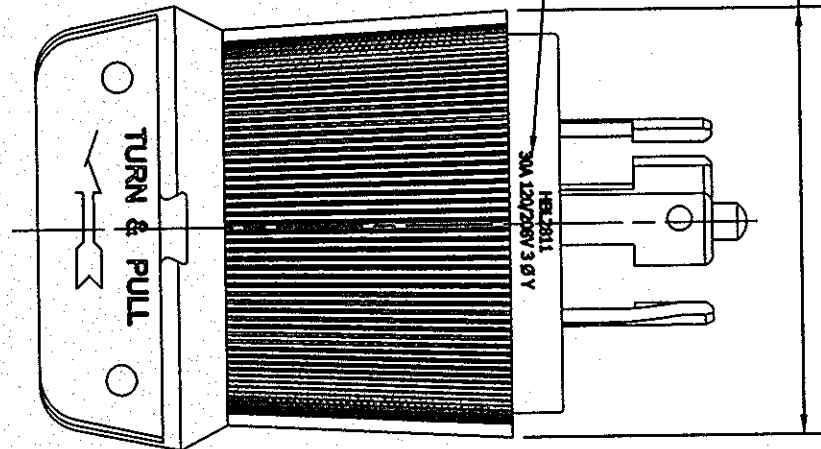
REPAIRABLE  NON-REPAIRABLE

**B**

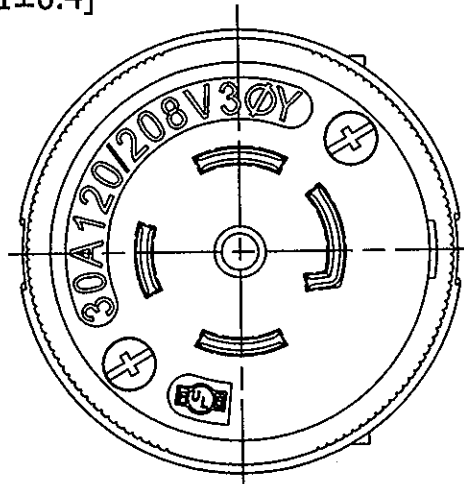
M-7900

7

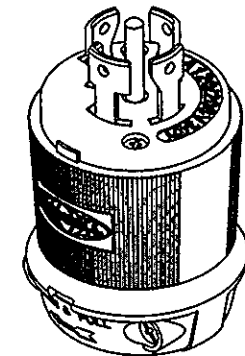
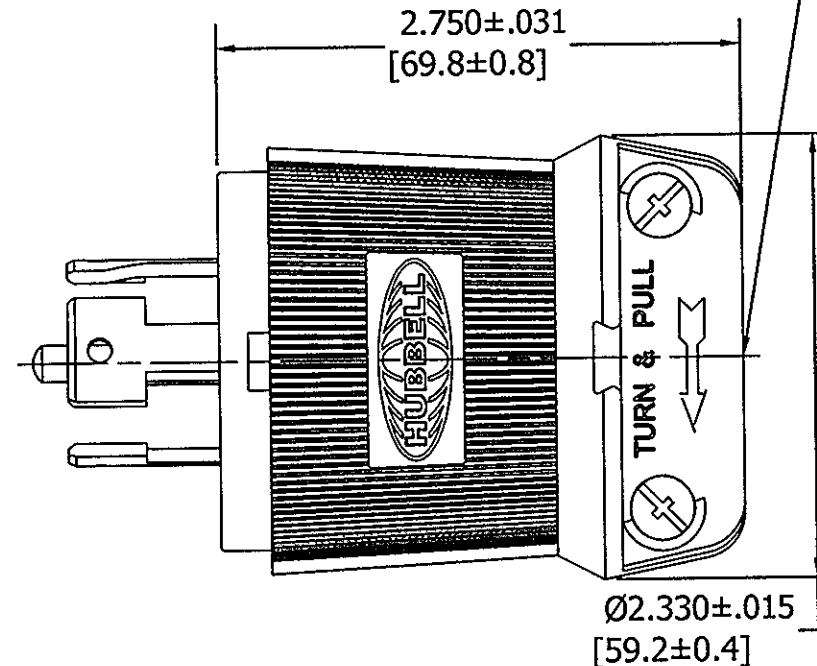
CAT. NO. & RATING PRINTED ON BLADE HOLDER, COLOR CODE BY VOLTAGE



Ø2.210±.015  
[56.1±0.4]



CORD CLAMP RANGE  
Ø.35 - 1.15  
[9.14 - 29.21]



**CATALOG NO. HBL2811  
(NOT SHOWN TO SCALE)**

NOTES:

- DIMENSIONS ARE IN INCHES [mm].
- ALL SCREWS ARE COMBINATION PHILLIPS/SLOTTED/ROBERTSON HEAD.
- COMPONENT FINISHES:
  - <sup>[A]</sup> WHITE FINISH ON NEUTRAL CONTACT WHEN USED.
  - <sup>[B]</sup> CM DEVICES SAME AS ABOVE EXCEPT:
    - COVER & CORD CLAMP YELLOW
    - TERMINAL SCREWS & CONTACT - NICKEL PLATED
    - WIRE CLAMPS - BRASS, NICKEL PLATE
    - ASSEM FASTENERS - STAINLESS STEEL
  - <sup>[C]</sup> BK DEVICES ARE SAME AS ABOVE EXCEPT ALL BLACK

7	REDRAWN WITH EMBEDDED CAD MODEL WITH NO CHANGES TO PART GEOMETRY. PER DCN 21895 SPN	DJP	2/5/16
REV	DESCRIPTION	APP	DATE

THE DESIGN AND DIMENSIONS OF THE PRODUCT SHOWN ON THIS DRAWING ARE SUBJECT TO CHANGE WITHOUT NOTICE

TITLE  
30A 4 & 5-WIRE  
TWIST-LOCK PLUG

TOLERANCES UNLESS OTHERWISE SPECIFIED  XX = ± .01 .XXX = ± .005 ANGLES = ± 2°	WIRING DEVICE-KELLEMS HUBBELL INCORPORATED SHELTON, CT	
	DR. BY <b>B.C.</b>	APP. BY <b>DJP</b>
	TR. BY	SCALE <b>1:1</b>
	CHK. BY <b>DJP</b>	DATE <b>03/02/98</b>