

SECTION B

Table of Contents



Twist-Lock® Devices



50A Twist-Lock® Devices



Hubbellock® Devices



Product	Page
Products at a Glance	B-2
Insul-Lock™ Devices	B-4
Midget Twist-Lock® Devices	B-6
Midget Twist-Lock® Accessories	B-8
Twist-Lock® Devices	
15 Amp	B-11
20 Amp	B-19
30 Amp	B-28
Compatibility and Environmental Protection Chart	B-18
Switched Safety Enclosures	B-39
Mechanical Interlock Switched Safety Enclosures	B-41
Add-A-Shroud®	B-42

Product	Page
Non-NEMA Twist-Lock® Devices	
10 Amp	B-43
20 Amp	B-44
30 Amp	B-47
Variload® Twist-Lock® Devices	B-49
Accessories	
15 Amp	B-50
20 and 30 Amp	B-52
Safety-Shroud® Boxes	B-54
50A Twist-Lock® Devices	B-56
50A Accessories	B-60
Hubbellock® Devices	B-61
Hubbellock® Accessories	B-68
Technical Information	B-69

Twist-Lock® Devices

Products at a Glance



Insul-Lock™ Devices

- Miniature 25 Amp power connections
- Connectors accept up to #12/3 AWG SO cable meeting NEC 520.68 requirements for extra-hard usage cords or cables
- Panel mount devices utilize .25 inch spade style tabs
- Interchangeable with other similar brands
- Suitable for use in UL1640 applications



Midget Twist-Lock® Devices

- Smaller body size for use in tighter fit applications where larger products can't
- Abuse resistant nylon housing

Midget Valise® Devices

- Powerful, cord-gripping jaws designed to eliminate conductor slip and strain on terminals
- Patented locking lugs interlock the two sections together providing a secure assembly



Insulgrip® Twist-Lock® Devices

- Tough ribbed nylon housing for secure gripping
- Insulated nylon construction to keep non-current carrying parts from becoming energized
- Integral dust shield protects wiring chamber from dust and contaminants
- Voltage color coding on receptacle face facilitates proper mating of devices



Safety-Shroud® Twist-Lock® Devices

- Tough nylon shroud protect blades from damage and abuse
- Prevents exposure to potential arc
- Lockout/tagout hole allows compliance with OSHA regulation 29 CFR 1910.147
- Accepts conventional NEMA locking plugs



Watertight Safety-Shroud® Devices

- Gland seal prevents water ingress at cord entrance
- Strong PBT body for heavy duty applications
- Closure cap creates environmental seal when device is not in use
- Visible color coded rating label on devices ensure proper mating



50 Amp Insulgrip® Devices

- Heavy duty design built for heavy duty applications
- Thermoplastic cord grips are designed with offset gripping jaws to hold connectors as well as the jacket
- Stainless steel shroud restricts mismatching with the wrong device
- Padlock capable shroud allows compliance to OSHA lockout/tagout regulation 29 CFR 1910.147



Hubbellock® Devices

- Enhanced safety because access to live female contacts is restricted by the spring-loaded safety shutter
- No "lazy" connections because a spring-loaded safety shutter automatically ejects the plug if it hasn't been properly locked into the female device. This eliminates teasing of the contacts, a major cause of contact burn-up

Twist-Lock® Devices

Features and Benefits

Insul-Lock™ Connectors and Panel Mount Devices

Miniature 25 Amp Power Connections.

Ideal for use with LED lighting and other applications including multiple screen video walls. The rear of the connector is black to blend in when used in visible areas.

Available in both inline and panel mount styles, Hubbell's Insul-Lock™ Connectors have a quick release, vibration resistant latch. Hubbell's connections intermate with other similar brands.

- Meets NEC 520.68 requirements for extra-hard usage cords or cables
- Panel mount devices utilize .25 inch spade style tabs
- Interchangeable with other similar brands
- Suitable for use in UL1640 applications



Housing Design

- Impact-resistant thermoplastic construction
- Industry standard mating
- Color coded blue for power in and gray for power out



Connector Housing

- Insulgrip style body design for a secure grip
- Color coded blue for power in and gray for power out



Connector Body

- Connectors accept up to #12/3 AWG SO cable
- Multiple strain relief collets to accommodate cable range



Locking Latch

- Turn and latch feature prevents nuisance disconnects
- Quick release locking latch to ensure positive connection



Contacts

- Panel mount devices accept commonly available .25 inch spade style connectors



Panel Mount

- Divided panel mounts available for use with non-insulated terminations


Insul-Lock™ Connectors and Panel Mount Devices




HBLCPIBL



HBLCPOGY



HBLPMIBL



HBLPMOgy

Inline Connectors

Description	Style	Color	Catalog Number
25 Amp	Power In	Blue	HBLCPIBL
25 Amp	Power Out	Gray	HBLCPOgy

Panel Mounts

Description	Style	Color	Catalog Number
25 Amp	Power In	Blue	HBLPMIBL
25 Amp	Power In, Divided	Blue	HBLPMIDBL
25 Amp	Power Out	Gray	HBLPMOgy
25 Amp	Power Out, Divided	Gray	HBLPMODgy

Power In



Power Out



Accessories

Description	Catalog Number
Panel Mount Retainer Plate	HBLPMRP
Panel Mount M3x.5 Screw, 8mm Long	HBLPMSC

Certifications

UL Recognized component for USA and Canada.

Note: Not for make or break under load.

Twist-Lock® Devices

Features and Benefits

Midget 15 Amp Plugs and Connector Bodies

Hubbell's Valise® insulation displacement terminal for Midget Twist-Lock® Plugs and Connector Bodies are the right choice for economy, wiring speed and long life.

- Nylon webs join two sections together which makes assembly of the Valise® style device quick and easy
- Patented locking lugs interlock the two sections together when the device is assembled providing a secure assembly
- Powerful, cord-gripping jaws designed to eliminate conductor slip and strain on terminals
- "TURN & PULL" marking is highly visible, reducing possible damage to equipment by attempting disconnection prior to unlocking



HBL7594V



HBL7593V

Note: The cut-away views below are construction elements pertaining specifically to the Valise® style series.



Housing Design

- Totally insulated body adds extra measure of safety
- Abuse resistant nylon housing



Contacts

- The insulation displacement terminal reduces the time required for wire preparation and provides uniformity in the quality of termination
- Powerful, cord-gripping jaws designed to eliminate conductor slip and strain on terminals



One-Piece Design

- Nylon webs join two sections together which makes assembly of the device quick and easy
- Patented locking lugs interlock the two sections together when the device is assembled providing a secure assembly, even in the most abusive environments



Assembly

- Assembly screws have multiple drive heads for screwdriver versatility. Only two assembly screws are needed to close this device, make the wire terminations and retain the cord



Identification

- Rating marked on surface provides quick, sure circuit identification



Markings

- "TURN & PULL" marking is highly visible, reducing possible damage to equipment by attempting disconnection prior to unlocking


Midget Plugs and Flanged Inlets



HBL7465V



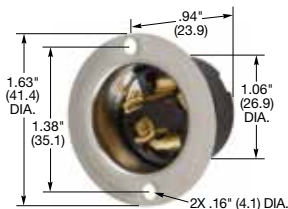
HBL7594V



HBL7594



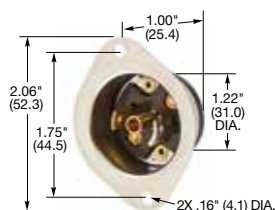
HBL7570



HBL7466, HBL7467



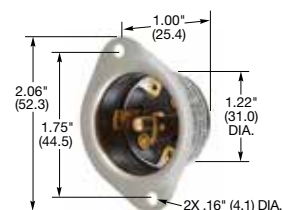
HBL7595N



HBL7595

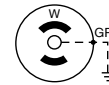


HBL7486N



HBL7486

IP20
SUITABILITY



15A 125V NEMA ML-1P	15A 125V NEMA ML-2P	15A 125/250V AC NEMA ML-3P
--------------------------------	--------------------------------	---------------------------------------

Plugs

Description	Cord Dia.	Catalog Number		
Valise® plug, black nylon, multiple drive screw terminals.	.220"-.385" (5.6-9.8)	HBL7465V*	-	-
Valise® plug, black nylon, insulation displacement terminals.	.300"-.430" (7.6-10.9)	-	HBL7594V	-
Black nylon cover, phenolic body, multiple drive screw terminals.	.281"-.421" (7.1-10.7)	-	HBL7594	-
Angle plug, black nylon cover, phenolic body, multiple drive screw terminals.	.335"-.421" (8.5-10.7)	-	HBL7570	-
Valise® plug, black nylon, with insulation displacement terminals.	.300"-.430" (7.6-10.9)	-	-	HBL7485V*
Black nylon body, phenolic base, multiple drive screw terminals, cord grip.	.281"-.421" (7.1-10.7)	-	-	HBL7485*
Same as above, except angle cord grip.	.335"-.421" (8.5-10.7)	-	-	HBL7432*

Flanged Inlets

Description	Catalog Number		
Stainless steel flange, polarized, exposed terminals.	HBL7467*	-	-
Stainless steel flange, not polarized, exposed terminals.	HBL7466*	-	-
Exposed terminals, black nylon flange.	-	HBL7595N	-
Exposed terminals, stainless steel flange.	-	HBL7595	-
Covered terminals, stainless steel flange, accepts cord .500" (12.7) dia.	-	HBL7551	-
Exposed terminals, black nylon flange.	-	-	HBL7486N*
Exposed terminals, stainless steel flange.	-	-	HBL7486*

Note: See page B-8 for accessories.

*UL Listed only.

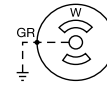
Male ML-2P devices have hollow center ground sleeves.

Male ML-3P devices have solid center neutral pins.

Dimensions in Inches (mm)


Midget Connector Bodies and Flanged Receptacles

IP20
SUITABILITY



Connector Bodies

Description	Cord Dia.	Catalog Number		
		15A 125V NEMA ML-1R	15A 125V NEMA ML-2R	15A 125/250V AC NEMA ML-3R
Valise® connector body, black nylon, polarized, multiple drive screws.	.220"-.385" (5.6-9.8)	HBL7464V*	-	-
Valise® connector body, black nylon, insulation displacement terminals.	.300"-.430" (7.6-10.9)	-	HBL7593V	-
Black nylon cover, phenolic body, screw terminals.	.281"-.421" (7.1-10.7)	-	HBL7593	-
Angle connector body, black nylon cover, phenolic body, screw terminals.	.335"-.421" (8.5-10.7)	-	HBL7571	-
Valise® type, black nylon, with insulation displacement terminals.	.300"-.430" (7.6-10.9)	-	-	HBL7484V*
Black nylon body, phenolic base, cord grip.	.281"-.421" (7.1-10.7)	-	-	HBL7484*
Same as above, except for angle cord grip.	.335"-.421" (8.5-10.7)	-	-	HBL7433*



HBL7464V




HBL7593V



HBL7593



HBL7571



HBL7484V

Flanged Receptacles

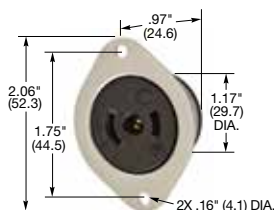
Description	Catalog Number		
Stainless steel flange, exposed terminals.	HBL7468*	-	-
Exposed terminals, black nylon flange.	-	HBL7596N	-
Exposed terminals, stainless steel flange.	-	HBL7596	-
Covered terminals, stainless steel flange, accepts cord .500" (12.7) in dia.	-	HBL7598	-
Exposed terminals, black nylon flange.	-	-	HBL7487N*
Exposed terminals, stainless steel flange.	-	-	HBL7487*
Covered terminals, stainless steel flange, accepts cord .500" (12.7) in diameter.	-	-	HBL7489*

Note: See page B-8 for accessories.

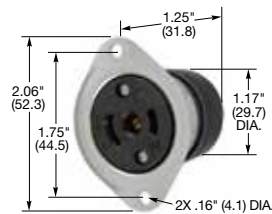
*UL Listed only.

Female ML-2R devices have solid center ground pins.


Female ML-3R devices have hollow center neutral sleeves.




HBL7596



HBL7598



HBL7596N



HBL7468

Dimensions in Inches (mm)

Midget Accessories



HBL7490V



HBL7459V



HBL4890



HBL7495V



HBL7440V



HBL4889

Weatherproof Accessories for ML-1

Description	Catalog Number
Seal-tite® cover, black elastomer, for use with a HBL7465V plug when used with a HBL7464V connector body or a HBL7464V connector when used with a flanged inlet.	HBL7490V*
Seal-tite® cover, black elastomer, for use with a HBL7464V connector body and combination of HBL7465V plug and HBL7490V cover.	HBL7459V*
Closure cover for use with HBL7466 or HBL7467. Bead chain is nickel-plated.	HBL4890

Weatherproof Accessories for ML-2

Description	Catalog Number
Seal-Tite® cover, black elastomer, for use with a HBL7594V plug when used with a HBL7593V connector body or a HBL7593V connector body when used with a flanged inlet.	HBL7495V*
Seal-Tite® cover, black elastomer, for use with a HBL7593V connector body and a combination of HBL7594V plug and HBL7495V cover.	HBL7440V*
Closure cover for use with HBL7595 or HBL7595N.	HBL4889

Weatherproof Accessories for ML-3

Description	Catalog Number
Seal-Tite® cover, black elastomer, for use with a HBL7485V or HBL7485 plug when used with a HBL7484V or HBL7484 connector body when used with a flanged inlet.	HBL7495V*
Seal-Tite® cover, black elastomer, for use with a HBL7484V or HBL7484 connector body and a combination of HBL7485V or HBL7485 plug and HBL7495V cover.	HBL7440V*
Closure cover for use with HBL7486 or HBL7486N.	HBL4889

*Note: *IP55 suitability when installed and used properly with plug and connector body combinations.*

Twist-Lock® Devices

Features and Benefits

Insulgrip® 15 Amp Plugs and Connector Bodies

Insulgrip products are synonymous with Hubbell's ongoing commitment to discovering ways to make products safer and last longer.

By encasing wiring devices in tough nylon housings, Insulgrip devices ensure high impact, heat, and chemical resistance while insulating current-carrying components from the user for maximum safety.

- The Insulgrip's cord gripping design clamps conductors, not just the cable jacket, making it the industry's most powerful cord grip with superior strain relief
- Each Insulgrip device is manufactured with roomy, separate wiring chambers to insulate conductors and an individually molded face to keep out dust and debris that can cause contamination over time



HBL4720C




HBL4729C



Housing Design

- Ribbed nylon housing provides a secure grip that's impact and chemical resistant
- Beveled housing prevents snagging when dragged across uneven surfaces
- Individually molded face for each blade configuration keeps debris out of plug interior



Internal Design

- Powerful cord grips clamp on individual conductors and outer cord jacket to prevent strain on terminations
- Individual wiring terminals are completely enclosed in their own separate chambers



Cord Range

- Integral VARI-SIZE® insert adjusts to a wide range of cord sizes: .230-.720 inch (5.8-18.3)
- VARI-SIZE® pointer set to "smaller than gauge" position. Cord diameter range is .230-.360 inch (5.8-9.0). Accepts slotted and Phillips head drivers



Assembly

- "Multiple drive" screw heads provide screwdriver versatility. Pocketed recess for cord grip screws deters slippage of the screwdriver



Identification

- Catalog number is visible on the device while in use for easy identification



Visual Verification

- Transparent angled wiring entrance holes guide conductor insertion and allow for quick visual verification of terminations

Twist-Lock® Devices

Features and Benefits

15 Amp Duplex Twist-Lock® Receptacles

Hubbell Wiring Device-Kellems line of duplex Twist-Lock® receptacles are designed to deliver premium service and longer life. This rugged product design establishes a new standard for 15 amp locking receptacles. A reinforced thermoplastic top and base encapsulates the brass alloy contacts that are locked together for unequalled assembly strength. Wiring and installation is simplified with back and side wire terminations, integral wire restraints, and combination head screws. The integral split circuit capability offers flexibility. Available in 2 pole, 3 wire configurations including isolated ground and corrosion resistant versions.

- Superior spring characteristics for increased contact force, secure connections and longer life
- High-conductivity, corrosion resistant material for reliable, low resistance to fault currents
- Easy and reliable installation for stranded and solid wire
- Features split circuit capability in the field
- The assembly locks together to make the most abuse resistant receptacle ever



HBL4700



Housing Design

- Reinforced thermoplastic construction
- High impact and heat resistance provides maximum safety and longer life



Terminals

- Single point break-off tabs
- High performance internal wiring clamps and open terminal design provide for the use of forked terminals



One-Piece Design

- Mounting strap tabs lock the body and base together
- Brass mounting strap with stainless steel grounding clip



Contacts

- Single piece, all brass contacts
- All terminals are back and side wired including the ground



Identification

- Rating marked on surface provides quick, sure circuit identification



Center Rivet

- Square head, 10-thread bronze center rivet won't rotate, reduces stripping and resists corrosion

15 Amp, 125 Volts
2 Pole, 2 Wire, Non-Grounding

IP20
 SUITABILITY




15A 125V
NEMA L1-15P
0.5 HP

Plugs

Description	Cord Dia.	Catalog Number
Black and white nylon, polarized. Multiple drive screws.	.230"-.720" (5.8-18.3)	HBL7545C

Note: See page B-51 for accessories.



HBL7545C

Flanged Inlets

Description	Catalog Number
Nylon casing, polarized, backwired, Multiple drive screws.	HBL7524C

Note: See page B-50 for accessories.

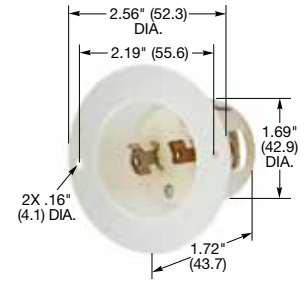


15A 125V
NEMA L1-15R
0.5 HP

Connector Bodies

Description	Cord Dia.	Catalog Number
Black and white nylon. Multiple drive screws.	.230"-.720" (5.8-18.3)	HBL7506C

Note: See page B-51 for accessories.



HBL7524C

Receptacles

Description	Catalog Number
Duplex, flush, black phenolic.	HBL7540
Single, flush, black phenolic.	HBL7535
Single, panel mount, 1 ⁵ / ₁₆ " (49.2) centers, black phenolic.	HBL7498

Note: See pages B-50 and B-51 for accessories.

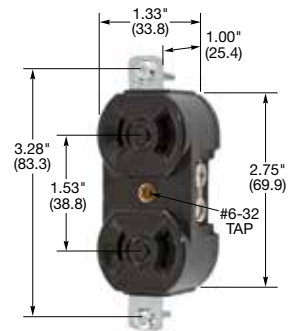


HBL7506C

Flanged Receptacles

Description	Catalog Number
Insulgrip nylon casing, backwired. Multiple drive screws.	HBL7526C
Metal flange, stainless steel casing, black phenolic, exposed terminals.	HBL7526

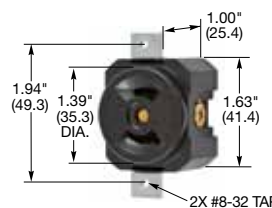
Note: See pages B-50 and B-51 for accessories.
 Only receptacles and plugs are HP rated.
 HP ratings are AC only.



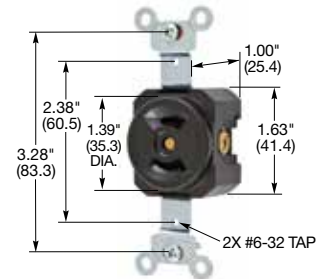
HBL7540



HBL7526C



HBL7498



HBL7535


Dimensions in Inches (mm)

**15 Amp, 125, 250 Volts and 277 Volts AC
2 Pole, 3 Wire, Grounding**

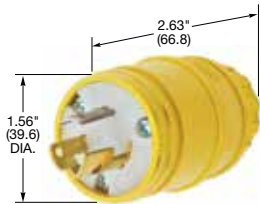
IP20
SUITABILITY




HBL4720C



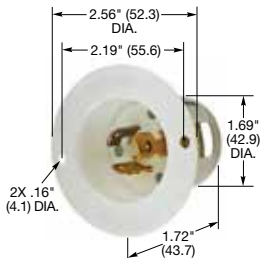
HBL4720CA




HBL24W47



HBL4723VY



HBL4716C



HBL4716

Plugs

Description	Cord Dia.	Catalog Number		
Insulgrip plug, black and white nylon. Multiple drive screws. Fed Spec WC596	.230"-.720" (5.8-18.3)	HBL4720C	HBL4570C	HBL4770C
All black nylon.	.230"-.720" (5.8-18.3)	HBL4720CBK	-	-
Insulgrip angle plug, 8 position angle, black and white nylon. Multiple drive screws.	.325"-.655" (8.3-16.6)	HBL4720CA	HBL4570CA	HBL4770CA
Insulgrip plug, corrosion resistant, yellow and white nylon. Multiple drive screws. Fed Spec WC596	.230"-.720" (5.8-18.3)	HBL47CM20C	HBL45CM70C	HBL47CM70C
Elastogrip® plug, yellow elastomer, dust tight.	300"-.655" (7.6-16.6)	HBL2447	-	-
Elastogrip plug, yellow elastomer, water/dust tight.	300"-.655" (7.6-16.6)	HBL24W47	-	-
Valise® plug, yellow nylon.	.220"-.660" (5.6-16.8)	HBL4723VY	HBL4573VY	HBL4773VY
Valise® plug, black nylon.	.220"-.660" (5.6-16.8)	HBL4723VBK	HBL4573VBK	HBL4773VBK

Note: See page B-51 for accessories.

Flanged Inlets

Description	Catalog Number		
Insulgrip flanged inlet, nylon casing, back wired.	HBL4716C	HBL4586C	HBL4786C
Stainless steel casing, brown phenolic.	HBL4716*	HBL4586*	HBL4786*
Corrosion resistant, stainless steel casing, yellow melamine.	HBL47CM16*	-	-

Note: See page B-50 for accessories.

HP ratings are AC only.

Only plugs are HP rated.

See page B-69 for technical information on Insulgrip devices.

*These flanged inlets will not accept Valise® connector bodies.

Dimensions in Inches (mm)

15 Amp, 125, 250 Volts and 277 Volts AC 2 Pole, 3 Wire, Grounding

IP20
SUITABILITY




15A 125V NEMA L5-15R 0.5 HP	15A 250V NEMA L6-15R 1.5 HP	15A 277V AC NEMA L7-15R 2 HP
-----------------------------------	-----------------------------------	------------------------------------

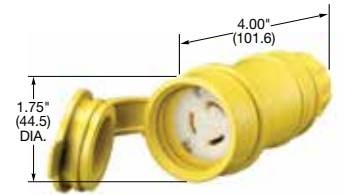
Connector Bodies

Description	Cord Dia.	Catalog Number		
Insulgrip connector body, black and white nylon. Multiple drive screws.	.230"-.720" (5.8-18.3)	HBL4729C	HBL4579C	HBL4779C
All black nylon.	.230"-.720" (5.8-18.3)	HBL4729CBK	-	-
Insulgrip connector body, 8 position angle, black and white nylon. Multiple drive screws.	.325"-.655" (8.3-16.6)	HBL4729CA	-	-
Insulgrip connector body, corrosion resistant, yellow and white nylon. Multiple drive screws.	.230"-.720" (5.8-18.3)	HBL47CM29C	HBL45CM79C	HBL47CM79C
Elastogrip connector body, yellow elastomer, dust tight.	.300"-.655" (7.6-16.6)	HBL2547	-	-
Elastogrip® connector body, yellow elastomer, water/dust tight.	.300"-.655" (7.6-16.6)	HBL25W47**	-	-
Valise® connector body, yellow nylon.	.220"-.660" (5.6-16.8)	HBL4729VY	HBL4579VY	HBL4779VY
Valise® connector body, black nylon.	.220"-.660" (5.6-16.8)	HBL4729VBK	HBL4579VBK	HBL4779VBK

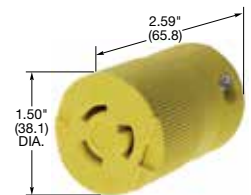
Note: See page B-49 for accessories.



HBL4729C



HBL25W47

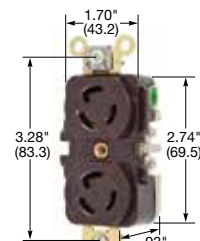


HBL4729VY

Receptacles

Description	Catalog Number		
Duplex, flush, brown RTP face, back and side wired.	HBL4700*	HBL4550*	HBL4750*
Duplex, flush, ivory RTP face, back and side wired.	HBL4700I*	-	-
Duplex, ring terminal connection.	HBL4700RT*	HBL4550RT*	-
Duplex, isolated ground, flush, orange RTP face, back and side wired.	IG4700A*	IG4550A*	-
Duplex, corrosion resistant, yellow RTP face, back and side wired.	HBL47CM00*	-	-
Single, flush, black nylon face, back and side wired.	HBL4710	HBL4560	HBL4760
Same as HBL4760 without mounting screws, ears. Terminal screws backed out, back and side wired.	-	-	HBL4760C
Single, ring terminal connection.	HBL4710RT	HBL4560RT	-
Single, isolated ground, flush, orange nylon face, back and side wired.	IG4710	IG4560	-
Single, black nylon face mounted on a 4" (101.6) round box cover, back and side wired.	HBL4711	-	HBL4761
Single, panel mount, black nylon face, side wired only, 1.75" or 1.937" (44.5 or 49.2) mounting centers.	HBL4713	HBL4563	HBL4763

Note: See pages B-50 and B-51 for accessories.



HBL4700



HBL4710

Flanged Receptacles

Description	Catalog Number		
Insulgrip flanged receptacle, nylon casing, back wired.	HBL4715C	HBL4585C	HBL4785C
Stainless steel casing, brown phenolic.	HBL4715	HBL4585	HBL4785
Corrosion resistant, stainless steel casing, yellow melamine.	HBL47CM15	-	-

Note: See pages B-50 and B-51 for accessories.

HP ratings are AC only.

RTP is an abbreviation for reinforced thermoplastic polyester.

See section M for additional information on isolated ground devices.

*Supplied with break-off tabs for split circuit wiring.

**Watertight connector body IP55 suitability when closure plug is inserted or when installed and used properly with watertight plug.



HBL4715C



HBL4715C

Dimensions in Inches (mm)

Twist-Lock® Devices

Features and Benefits

Insulgrip® 20 and 30 Amp Plugs and Connector Bodies

Our 20 and 30 amp Insulgrip® plugs and connectors maintain Hubbell's classic integrity, solid construction and safety features that make these devices the "industry standard".

Insulgrip's cord gripping design clamps the conductors, not just the cable jacket, making it the industry's most powerful cord grip. The cord grips also provide a clean, one-piece look and makes it stronger.

Insulgrip's design guards against contamination. The nylon body and housing of the plugs and connectors are resistant to industrial chemicals, solvents and hydrocarbons. The face of each plug is molded specific to the blade configuration, eliminating holes that attract debris. And finally, our dust shield provides additional protection from contamination.

Additional features that make Insulgrip the industry standard are our improved contacts that provide better terminations, an exclusive double rivet design for the female contacts and an easy to read identification system.

The Hubbell Twist-Lock® line of plugs and connectors remain the broadest in the industry. Hubbell has you covered – proven performance, innovation and selection.



HBL2311



HBL2313



Housing Design

- Tough ribbed nylon housing for secure gripping
- Insulated nylon construction to keep non-current carrying parts from becoming energized



Internal Design

- Integral dust shield protects wiring chamber from dust or contaminants. Single-piece shield/housing eliminates need for separate step at installation
- Wiring chambers separate and positively insulate conductors and promote easy inspection



Cord Range

- Two-part cord grip tightens with two screws for maximum retention force
- Broad gripping area to accommodate wide range of cable diameters



Assembly

- Self-threading screws specially designed for secure assembly



Identification

- Product identification is visible while device is in use. Markings include catalog number and ratings printed in the IEC color scheme on the current-carrying portion of the device



Contacts

- Improved terminations include #10 multiple drive screws and thicker .080 inch clamping nuts
- Funneled holes to permit "straight-in" conductor insertion
- Contoured binding plates ensures strong wire retention

Twist-Lock® Devices

Features and Benefits

Insulgrip® Standard Locking Receptacles

Twist-Lock® receptacles combine functional design features, unparalleled quality to deliver ultimate performance.

The high-impact nylon face of each Hubbell Twist-Lock receptacle has a colored ring. Keyed to an internationally recognized color coding scheme, this ring enables mating devices to be matched quickly. It's just one more example of user-oriented thinking at Hubbell.

The terminals in each Hubbell Twist-Lock receptacle are mechanically and electrically the finest available. These terminals incorporate unique design features to contain and hold conductors, including an external back wiring "wraparound" clamp, a wire restraint recess and more.

The materials used in every receptacle are of the highest quality. The all brass mounting system provides a safer, lower resistance ground path than those made of steel. The thick wall base is constructed of an engineered thermoplastic to offer the benefits of a thermoset, yet with much greater impact resistance.

Hubbell Twist-Lock Receptacles: Voltage color coding on the outside. Proven designs and quality materials on the inside. Any way you look at them, they are the standard of the industry.



HBL2310



Housing Design

- High-impact, abuse-resistant nylon face
- Glass-Reinforced thermoplastic base (PBT) has the desirable characteristics of a thermoset material, including heat, flame resistance and dimensional stability. The impact resistance it provides, however, is much greater than that of a thermoset



Wiring Design

- Wire restraint recess for both back and side wiring, greatly reduces the possibility of loosening the terminal connection



Mounting Strap

- All-brass mounting and grounding system provides a lower resistance ground path and greater resistance to corrosion than steel mounting systems



Terminals

- #10 brass terminal screw provides greater strength and resistance to corrosion and stripping
- Anti-rotational clamp has a stop to limit the amount of cocking when only one side is used. Accommodates both back and side wiring



Identification

- Face color coding by voltage facilitates locating and mating of proper devices
- Boss diameter is 1.562 inch on 20A and 30A devices for simplifying installation and accessory selection



Contacts

- One-piece contact with long spring arm (low stress) and oxide cutting nibs: prevents stress and overheating associated with riveted contact and short spring arms

Twist-Lock® Devices

Features and Benefits

Watertight Safety-Shroud® Twist-Lock® System

- Virtually eliminates bent and broken plug blades, leading to longer equipment life
- Extends life of mating receptacles by eliminating damage caused by insertion of bent blades
- Extra protection for personnel by significantly reducing chance of inadvertent contact with blades when connecting or disconnecting energized receptacles and connector bodies
- Reduces exposure to arcing when connecting or disconnecting plugs under load
- Compliance with California Code of Regulations, Title 8, Article 51, subsection 2510.7(b), which requires shrouding for devices exceeding 300 volts
- Lockout/tagout hole allows compliance with OSHA regulation 29 CFR 1910.147

Note: Works with Mechanical Interlocks, see page B-41 for additional information.



HBL2731SW



HBL2733SW




Housing Design

- One-piece, engineered thermoplastic housing is impact-resistant for heavy duty industrial environments
- Blades are recessed for protection against bending and breaking
- Closure cap is included for environmental seal when device is not in use



Assembly

- Cord grip screw recess minimizes screwdriver slippage
- All screws are #10 multiple drive head



Cord Range

- Assorted TPE seal glands can accommodate a wide range of cord sizes from #16-3 Type SJ to #8-5 Type S, SO
- Sealing gland and thermoplastic guard assure sealing when fully connected



Panel or Box Mount Receptacles and Inlets

- High impact, thermoplastic housing for heavy duty industrial environments
- Mounting screw recesses minimize screwdriver slippage
- Accepts all mating NEMA locking plugs and most connector bodies, allowing interchangeability with existing devices



Identification

- Catalog number and color-coded voltage rating are easily visible even when in use
- Alignment arrows and lock and unlock symbols provide a visual indication that devices are properly connected



Spring-Loaded Cover

- One-step, push-to-close, spring-loaded cover with latch allows for fast opening and closing of lift cover
- Result: environmental sealing is assured

Twist-Lock® Devices

Features and Benefits

Safety-Shroud® Twist-Lock® System

- Mates with most NEMA locking connector bodies
- Virtually eliminates bent and broken plug blades
- Provides protection for personnel by reducing chance of inadvertent contact with blades when connecting or disconnecting energized devices
- Reduces exposure to arcing when connecting or disconnecting under load
- Extends life of mating receptacles by eliminating damage caused by insertion of bent blades
- Complies with California Code of Regulation, which requires shrouding for devices exceeding 300 volts
- Lockout/tagout hole allows compliance to OSHA regulation 29 CFR 1910.147
- Allows engagement with Mechanical Interlock Enclosure which virtually prevents make and break under load

*Note: All screws are #10 multiple drive head.
Works with Mechanical Interlocks, see page B-41 for additional information.*



Housing Design

- Impact resistant shroud made of engineered thermoplastic protects blades against bending or breaking



Housing Design

- Engineered thermoplastic housing is impact and corrosion resistant, making it suitable for heavy duty industrial environments
- Accepts conventional NEMA locking plugs



Safety

- External keying on plug devices allows quick mating of devices
- Lockout/tagout hole allows compliance with OSHA regulation 29 CFR 1910.147



Safety-Shroud® Twist-Lock® Receptacles

- The Safety-Shroud Twist-Lock single gang receptacles were designed to mount in virtually all standard and FS/FD type boxes, allowing easy conversion of existing NEMA locking receptacles to Safety-Shroud Twist-Lock receptacles



Identification

- Catalog number and color-coded voltage rating are visible even when in use
- Alignment arrows with lock and unlock symbols provide a visual indication that devices are properly connected



Boxes Available

- The semi-flush receptacles install in (RACO type 242/255) boxes, with ½ raised 2-gang device mount covers (RACO type 778/841) and a 2-gang FD type box. Standard 4 inch and 4 1/16 in. square boxes 2 3/8 in. deep

Twist-Lock® Devices




Compatibility and Environmental Protection Chart

Twist-Lock® Receptacles



Twist-Lock® Connector Bodies



Twist-Lock® Plugs

 Watertight Safety-Shroud	YES Type 4X, Type 12	YES Type 4X, Type 12K	YES Type 1	NO	NO	YES Type 4X, Type 12	YES Type 1
 Safety-Shroud	YES Type 1	YES Type 1	YES Type 1	NO	NO	YES Type 1	YES Type 1
 Insulgrip	YES Type 1	NO	YES Type 1	YES Type 3R	YES Type 1	YES Type 1	YES Type 1

Twist-Lock® Inlets

 NEMA	NA	NA	NA	NA	NA	NO	YES Type 1
 Watertight Safety-Shroud	NA	NA	NA	NA	NA	YES Type 4X, Type 12	YES Type 1

- Type 1** Indoor
- Type 3R** Raintight
- Type 4X** Hose-directed water and corrosion resistant
- Type 12** Dust tight, drip-proof without knockouts
- Type 12K** Dust tight, drip-proof with knockouts
- YES** Interchangeable
- NO** Does not interchange
- NA** Not Applicable

Note: See Technical section for full description of enclosure types.

20 Amp, 250 Volts
2 Pole, 2 Wire, Non-Grounding




20A 250V
NEMA L2-20P
2 HP

Plugs

Description	Cord Dia.	Catalog Number
Black and white nylon, polarized, multiple drive screws.	.220"-.720" (5.6-18.3)	HBL7102C

Note: See page B-51 for accessories.



HBL7102C

Flanged Inlets

Description	Catalog Number
Nylon casing, back wired, polarized, multiple drive screws.	HBL8815C

Note: See page B-50 for accessories.



20A 250V
NEMA L2-20R
2 HP

Connector Bodies

Description	Cord Dia.	Catalog Number
Black and white nylon, multiple drive screws.	.220"-.720" (5.6-18.3)	HBL7101C

Note: See page B-51 for accessories.

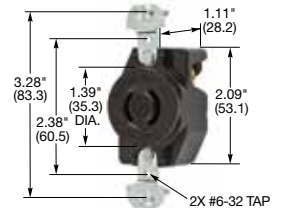


HBL7101C

Receptacles

Description	Catalog Number
Single, black phenolic.	HBL7210B
Single, mounted on 4" (101.6) round box cover, black phenolic.	HBL7217B

Note: See pages B-50 and B-51 for accessories.



HBL7210B


Flanged Receptacles

Description	Catalog Number
Insulgrip nylon casing, back wired, multiple drive screws.	HBL8809C
Metal flange, stainless steel casing, black phenolic, exposed terminals.	HBL3226

Note: See pages B-50 and B-51 for accessories.
 Only receptacles and plugs are HP rated.
 HP ratings are AC only.



HBL8809C



HBL3226

Dimensions in Inches (mm)

20 Amp, 125, 250 Volts and 277 Volts AC 2 Pole, 3 Wire, Grounding




HBL2321SW



HBL2321S



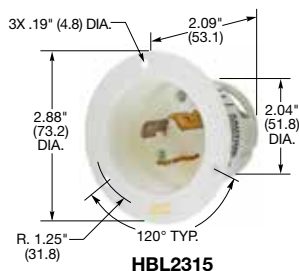
HBL2311



HBL2311VY



HBL2325SW



HBL2315

Dimensions in Inches (mm)

Plugs

Watertight Safety-Shroud®

Description	Cord Dia.	Catalog Number	IP66 SUITABILITY	UL Type 4x, 12
Black Valox® housing, white Valox® clamps.	.360"-.930" (9-24)	HBL2311SW	HBL2321SW	HBL2331SW

Safety-Shroud®

Description	Cord Dia.	Catalog Number	IP20 SUITABILITY
Black and white nylon body, white Valox® shroud. Can be used with the Insulgrip Connector Bodies.	.360"-.930" (9-24)	HBL2311S	HBL2321S HBL2331S

Insulgrip®

Description	Cord Dia.	Catalog Number	IP20 SUITABILITY
Black and white nylon.	.360"-.930" (9-24)	HBL2311	HBL2321 HBL2331
Corrosion resistant, yellow nylon.	.360"-.930" (9-24)	HBL23CM11	HBL23CM21 -
All black nylon.	.360"-.930" (9-24)	HBL2311BK	HBL2321BK -
Cord clamps with removable inserts. All black nylon.	.360"-.930" (9-24)	HBL2311EBK	HBL2321EBK -

Note: See page B-52 for accessories.

Valise®

Description	Cord Dia.	Catalog Number	IP20 SUITABILITY
Yellow nylon.	.325"-.720" (8.26-18.3)	HBL2311VY	HBL2321VY HBL2331VY
Corrosion resistant, yellow nylon.	.325"-.720" (8.26-18.3)	HBL23CM11V	- -
Black nylon.	.325"-.720" (8.26-18.3)	HBL2311VBK	HBL2321VBK HBL2331VBK

Note: See page B-53 for accessories.

Flanged Inlets

Watertight Safety-Shroud®

Description	Catalog Number	IP66 SUITABILITY	UL Type 4x, 12
Gray Valox® housing and flange.	HBL2315SW	HBL2325SW	HBL2335SW
Gray Valox® housing and flange, reverse service (Not shown).	-	HBL2325SWR	-

Note: See page B-54 for accessories.

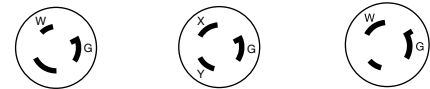
Insulgrip®

Description	Catalog Number	IP20 SUITABILITY
Nylon casing, back wired.	HBL2315	HBL2325 HBL2335

Note: See page B-52 for accessories.

See pages B-69 and B-70 for technical information on Twist-Lock and Watertight Safety-Shroud devices.

See page B-74 for technical information on Valise® plugs and connectors.



20A 125V NEMA L5-20P 1 HP	20A 250V NEMA L6-20P 2 HP	20A 277V AC NEMA L7-20P 2 HP
---------------------------------	---------------------------------	------------------------------------



HBLMITL - For use with Watertight Safety-Shroud receptacles, see page B-41.

Valox® is a trademark of SABIC Innovative Plastics, acquired from General Electric Company.

Twist-Lock® Devices



**20 Amp, 125, 250 Volts and 277 Volts AC
2 Pole, 3 Wire, Grounding**



20A 125V NEMA L5-20R 1 HP	20A 250V NEMA L6-20R 2 HP	20A 277V AC NEMA L7-20R 2 HP
---------------------------------	---------------------------------	------------------------------------

Connector Bodies

Watertight Safety-Shroud®		IP66 SUITABILITY	UL Type 4x, 12	
Description	Cord Dia.	Catalog Number		
Black Valox® housing, white Valox® clamps.	.360"-.930" (9-24)	HBL2313SW	HBL2323SW	HBL2333SW



HBL2323SW


Insulgrip®		IP20 SUITABILITY		
Description	Cord Dia.	Catalog Number		
Black and white nylon.	.360"-.930" (9-24)	HBL2313	HBL2323	HBL2333
Corrosion resistant, yellow nylon.	.360"-.930" (9-24)	HBL23CM13	HBL23CM23	-
All black nylon.	.360"-.930" (9-24)	HBL2313BK	HBL2323BK	-
Cord clamps with removable inserts. All black nylon.	.360"-.930" (9-24)	HBL2313EBK	HBL2323EBK	-



HBL2313

Note: See page B-52 for accessories.

Valise®		IP20 SUITABILITY		
Description	Cord Dia.	Catalog Number		
Yellow nylon.	.325"-.720" (8.26-18.3)	HBL2313VY	HBL2323VY	-
Black nylon.	.325"-.720" (8.26-18.3)	HBL2313VBK	HBL2323VBK	HBL2333VBK



HBL2313VY

Note: See page B-53 for accessories.

Receptacles

Watertight Safety-Shroud®		IP66 SUITABILITY	UL Type 4x, 12	
Description	Catalog Number			
Gray Valox® housing and flange, back wired.	HBL2310SW	HBL2320SW	HBL2330SW	

Note: See page B-54 for accessories.



HBL2320SW

Safety-Shroud® Twist-Lock®		IP20 SUITABILITY		
Description	Catalog Number			
Gray Valox® angle housing, one gang, back wired.	HBL2310AR	HBL2320AR	HBL2330AR	
Gray Valox® surface mounting, one gang, back wired.	HBL2310SR	HBL2320SR	HBL2330SR	
Gray Valox® semi-flush, two gang, back wired.	HBL2310SR2	HBL2320SR2	HBL2330SR2	

Single Flush Receptacles		IP20 SUITABILITY		
Description	Catalog Number			
Black nylon face, back and side wired.	HBL2310	HBL2320	HBL2330	
Blue nylon face, back and side wired.	HBL2310M7	HBL2320M4	-	
Isolated ground, orange nylon face, back and side wired.	IG2310	IG2320	-	
Corrosion resistant, yellow nylon face, back and side wired.	HBL23CM10	-	-	
Ring terminal connection.	HBL2310RT	HBL2320RT	-	




HBL2320AR

Note: See page B-52 for accessories.

Insulgrip® Flanged Receptacles

Insulgrip® Flanged Receptacles		IP20 SUITABILITY		
Description	Catalog Number			
Nylon casing, back wired.	HBL2316	HBL2326	HBL2336	



HBL2320SR

Note: See page B-52 for accessories.

Valox® is a trademark of SABIC Innovative Plastics, acquired from General Electric Company.

Dimensions in Inches (mm)

20 Amp, 125/250, 3Ø 250 and 3Ø 480 Volts AC
3 Pole, 4 Wire, Grounding



HBL2421SW



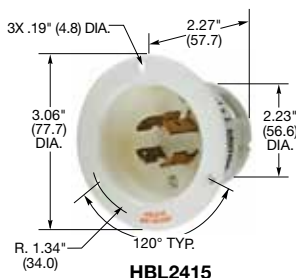
HBL2421S



HBL2411



HBL2425SW



HBL2415

Dimensions in Inches (mm)

Plugs

Watertight Safety-Shroud®

Description	Cord Dia.	Catalog Number	IP66 SUITABILITY	UL Type 4x, 12
Black Valox® housing, white Valox® clamps.	.350"-1.150" (9-29)	HBL2411SW	HBL2421SW	HBL2431SW

Safety-Shroud®

Description	Cord Dia.	Catalog Number	IP20 SUITABILITY
Black and white nylon body, white Valox® shroud. Can be used with the Insulgrip Connector Bodies.	.350"-1.150" (9-29)	HBL2411S	HBL2421S HBL2431S

Note: See page B-52 for accessories.

Insulgrip®

Description	Cord Dia.	Catalog Number	IP20 SUITABILITY
Black and white nylon.	.350"-1.150" (9-29)	HBL2411	HBL2421 HBL2431
Corrosion resistant, yellow nylon.	.350"-1.150" (9-29)	HBL24CM11	HBL24CM21 HBL24CM31
All black nylon.	.350"-1.150" (9-29)	HBL2411BK	- -

Note: See page B-52 for accessories.

Flanged Inlets

Watertight Safety-Shroud®

Description	Catalog Number	IP66 SUITABILITY	UL Type 4x, 12
Gray Valox® housing and flange.	HBL2415SW HBL2425SW HBL2435SW		

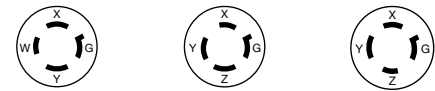
Note: See page B-54 for accessories.

Insulgrip®

Description	Catalog Number	IP20 SUITABILITY
Nylon casing, back wired.	HBL2415 HBL2425 HBL2435	

Note: See page B-52 for accessories.

See pages B-69 and B-70 for technical information on Twist-Lock and Watertight Safety-Shroud devices.



20A 125/250V AC NEMA L14-20P 2 (1) HP	20A 3Ø 250V AC NEMA L15-20P 3 HP	20A 3Ø 480V AC NEMA L16-20P 3 HP
---	--	--



HBLMITL - For use with Watertight Safety-Shroud receptacles, see page B-41.

Valox® is a trademark of SABIC Innovative Plastics, acquired from General Electric Company.

Twist-Lock® Devices



**20 Amp, 125/250, 3Ø 250 and 3Ø 480 Volts AC
3 Pole, 4 Wire, Grounding**



**20A 125/250V AC
NEMA L14-20R
2 (1) HP**

**20A 3Ø 250V AC
NEMA L15-20R
3 HP**

**20A 3Ø 480V AC
NEMA L16-20R
3 HP**

Connector Bodies

Watertight Safety-Shroud®

IP66 SUITABILITY UL Type 4x, 12

Description	Cord Dia.	Catalog Number		
Black Valox® housing, white Valox® clamps.	.350"-1.150" (9-29)	HBL2413SW	HBL2423SW	HBL2433SW



HBL2423SW

Insulgrip®

IP20 SUITABILITY

Description	Cord Dia.	Catalog Number		
Black and white nylon.	.350"-1.150" (9-29)	HBL2413	HBL2423	HBL2433
Corrosion resistant, yellow nylon.	.350"-1.150" (9-29)	HBL24CM13	HBL24CM23	HBL24CM33
All black nylon.	.350"-1.150" (9-29)	HBL2413BK	-	-



HBL2413

Receptacles

Watertight Safety-Shroud®

IP66 SUITABILITY UL Type 4x, 12

Description	Catalog Number		
Gray Valox® housing and flange, back wired.	HBL2410SW	HBL2420SW	HBL2430SW

Note: See page B-54 for accessories.



HBL2420SW

Safety-Shroud® Twist-Lock®

IP20 SUITABILITY

Description	Catalog Number		
Gray Valox® angle housing, one gang, back wired.	HBL2410AR	HBL2420AR	HBL2430AR
Gray Valox® surface mounting, one gang, back wired.	HBL2410SR	HBL2420SR	HBL2430SR
Gray Valox® semi-flush, two gang, back wired.	HBL2410SR2	HBL2420SR2	HBL2430SR2

Single Flush Receptacles

IP20 SUITABILITY

Description	Catalog Number		
Black nylon face, back and side wired.	HBL2410	HBL2420	HBL2430
Isolated ground, orange nylon face, back and side wired.	IG2410	IG2420	-
Ring terminal connection.	HBL2410RT	HBL2420RT	-

Note: See page B-52 for accessories.




HBL2420AR

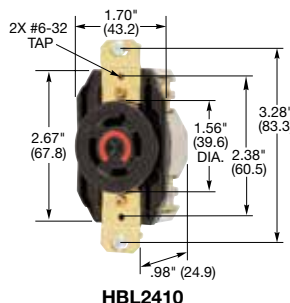
Insulgrip® Flanged Receptacles

Description	Catalog Number		
Nylon casing, back wired.	HBL2416	HBL2426	HBL2436


Note: See page B-52 for accessories.



HBL2416



HBL2410



HBL2420SR2



HBL2420SR

Valox® is a trademark of SABIC Innovative Plastics, acquired from General Electric Company.

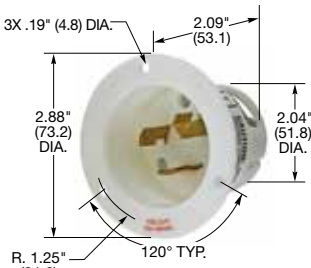
Dimensions in Inches (mm)

20 Amp, 347, 480, 600 and 125/250 Volts AC
2 Pole, 3 Wire, Grounding and 3 Pole, 3 Wire, Non-Grounding

IP20
SUITABILITY



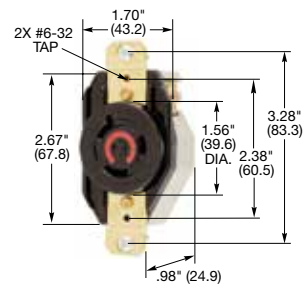
HBL2341




HBL2345



HBL2343



HBL2340



HBL2346

Dimensions in Inches (mm)

Plugs

Description	Cord Dia.	Catalog Number			
Black and white nylon.	.360"-.930" (9-24)	HBL3721	HBL2341	HBL2351	-
Black and white nylon (Not shown).	.300"-1.050" (7.6-26.7)	-	-	-	HBL2361

Note: See page B-52 for accessories.

Flanged Inlets

Description	Catalog Number			
Nylon casing, back wired.	HBL3725	HBL2345	HBL2355	HBL2365

Note: See page B-52 for accessories.

IP20
SUITABILITY



Connector Bodies

Description	Cord Dia.	Catalog Number			
Black and white nylon.	.360"-.930" (9-24)	HBL3723	HBL2343	HBL2353	-
Black and white nylon (Not shown).	.300"-1.050" (7.6-26.7)	-	-	-	HBL2363

Note: See page B-52 for accessories.

Single Flush Receptacles

Description	Catalog Number			
Black nylon face, back and side wired.	HBL3720	HBL2340	HBL2350	HBL2360
Watertight Safety-Shroud®, gray Valox® housing and flange, back and side wired, (Not shown).	-	HBL2340SW	-	-
Isolated ground, orange nylon face, back and side wired.	-	IG2340	-	-

Note: See page B-52 for accessories.

Flanged Receptacles

Description	Catalog Number			
Nylon casing, back wired.	HBL3726	HBL2346	HBL2356	HBL2366

Note: See page B-52 for accessories.

See page B-69 for technical information.
 See page B-39 for switched enclosure.
 See page B-42 for Add-A-Shroud® kit. For use with connector bodies.
 Only receptacles and plugs up to 480V AC are HP rated.
 HP ratings are AC only.

Valox® is a trademark of SABIC Innovative Plastics, acquired from General Electric Company.

20 Amp, 3ØY 120/208, 277/480 and 347/600 Volts AC 4 Pole, 4 Wire, Non-Grounding

IP20
SUITABILITY



20A 3ØY 120/208V AC
NEMA L18-20P
2 HP

20A 277/480V AC
NEMA L19-20P
5 HP

20A 347/600V AC
NEMA L20-20P

Plugs

Description	Cord Dia.	Catalog Number	Catalog Number	Catalog Number
Black and white nylon.	.350"-1.150" (9-29)	HBL2441	HBL2451	HBL2461

Note: See page B-52 for accessories.

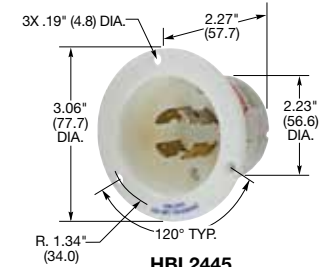


HBL2441

Flanged Inlets

Description	Catalog Number	Catalog Number	Catalog Number
Nylon casing, back wired.	HBL2445	HBL2455	HBL2465

Note: See page B-52 for accessories.



HBL2445

IP20
SUITABILITY



20A 3ØY 120/208V AC
NEMA L18-20R
2 HP

20A 277/480V AC
NEMA L19-20R
5 HP

20A 347/600V AC
NEMA L20-20R

Connector Bodies

Description	Cord Dia.	Catalog Number	Catalog Number	Catalog Number
Black and white nylon.	.350"-1.150" (9-29)	HBL2443	HBL2453	HBL2463

Note: See page B-52 for accessories.

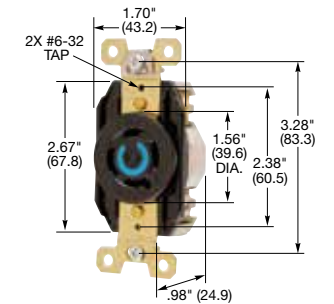


HBL2443

Single Flush Receptacles

Description	Catalog Number	Catalog Number	Catalog Number
Black nylon face, back and side wired.	HBL2440	HBL2450	HBL2460

Note: See page B-52 for accessories.



HBL2440

Flanged Receptacles

Description	Catalog Number	Catalog Number	Catalog Number
Nylon casing, back wired.	HBL2446	HBL2456	HBL2466

Note: See page B-52 for accessories.

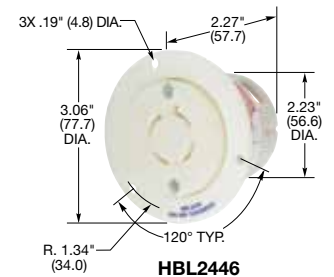
See page B-69 for technical information.

See page B-39 for switched enclosure.

See page B-42 for Add-A-Shroud® kit. For use with connector bodies.

Only receptacles and plugs up to 480V AC are HP rated.

HP ratings are AC only.



HBL2446

Dimensions in Inches (mm)

**20 Amp, 3ØY 120/208, 277/480 and 347/600 Volts AC
4 Pole, 5 Wire, Grounding**




HBL2511SW



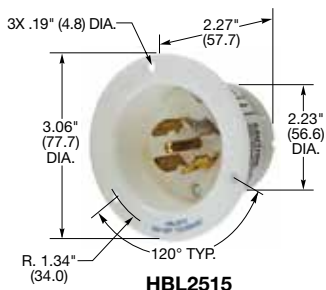
HBL2511S



HBL2511



HBL2515SW



HBL2515

Dimensions in Inches (mm)

Plugs

Watertight Safety-Shroud®

Description	Cord Dia.	Catalog Number	IP66 SUITABILITY		UL Type 4x, 12	
			20A 3ØY 120/208V AC NEMA L21-20P 2 HP	20A 3ØY 277/480V AC NEMA L22-20P 5 HP	20A 3ØY 347/600V AC NEMA L23-20P	
Black Valox® housing, white Valox® clamps.	.350"-1.150" (9-29)	HBL2511SW	-	-	-	-

Safety-Shroud®

Description	Cord Dia.	Catalog Number	IP20 SUITABILITY			
Black and white nylon body, white Valox® shroud. Can be used with the Insulgrip Connector Bodies.	.350"-1.150" (9-29)	HBL2511S	-	-	-	-

Note: See page B-40 for accessories.

Insulgrip®

Description	Cord Dia.	Catalog Number	IP20 SUITABILITY		
Black and white nylon.	.350"-1.150" (9-29)	HBL2511	HBL2521	HBL2531	
All black nylon.	.350"-1.150" (9-29)	HBL2511BK	-	-	
Corrosion resistant, yellow nylon.	.350"-1.150" (9-29)	HBL25CM11	-	-	
Black and white for flat cable.	.350"-1.150" (9-29)	HBL2511FC	-	-	

Note: See page B-52 for accessories.

Flanged Inlets

Watertight Safety-Shroud®

Description	Catalog Number	IP66 SUITABILITY		UL Type 4x, 12	
Gray Valox® housing and flange.	HBL2515SW	-	-	-	-

Note: See page B-52 for accessories.

Insulgrip®

Description	Catalog Number	IP20 SUITABILITY		
Nylon casing, back wired.	HBL2515	HBL2525	HBL2535	

Note: See page B-52 for accessories.

See pages B-69 and B-70 for technical information on Twist-Lock and Watertight Safety-Shroud devices.

Twist-Lock® 3-Phase Circuit Tester



Description	Rating	Catalog Number		
3-Phase Circuit Tester	3Ø 120/208V AC Min. Voltage: 90V AC	HBL3PT2511	-	-

Note: Testers in other NEMA configurations can be developed upon request.
See page B-53 for additional circuit testers.



HBL3PT2511

HBLMITL - For use with Watertight Safety-Shroud receptacles, see page B-41.



Valox® is a trademark of SABIC Innovative Plastics, acquired from General Electric Company.

Twist-Lock® Devices



**20 Amp, 3ØY 120/208, 277/480 and 347/600 Volts AC
4 Pole, 5 Wire, Grounding**



20A 3ØY 120/208V AC
NEMA L21-20R
2 HP

20A 3ØY 277/480V AC
NEMA L22-20R
5 HP

20A 3ØY 347/600V AC
NEMA L23-20R

Connector Bodies

Watertight Safety-Shroud®

IP66 SUITABILITY UL Type 4x, 12

Description	Cord Dia.	Catalog Number		
Black Valox® housing, white Valox® clamps.	.350"-1.150" (9-29)	HBL2513SW	-	-



HBL2513SW

Insulgrip®

IP20 SUITABILITY

Description	Cord Dia.	Catalog Number			
Black and white nylon.	.350"-1.150" (9-29)	HBL2513	HBL2523	HBL2533	
All black nylon.	.350"-1.150" (9-29)	HBL2513BK	-	-	
Corrosion resistant, yellow nylon.	.350"-1.150" (9-29)	HBL25CM13	-	-	
Black and white for flat cable.	.350"-1.150" (9-29)	HBL2513FC	-	-	



HBL2513

Note: See page B-52 for accessories.

Receptacles

Watertight Safety-Shroud®

IP66 SUITABILITY UL Type 4x, 12

Description	Catalog Number		
Gray Valox® housing and flange, back wired.	HBL2510SW	-	-

Note: See page B-54 for accessories.

Safety-Shroud® Twist-Lock®

IP20 SUITABILITY

Description	Catalog Number		
Gray Valox® angle housing, one gang, back wired.	HBL2510AR	-	-
Gray Valox® surface mounting, one gang, back wired.	HBL2510SR	-	-
Gray Valox® semi-flush, two gang, back wired.	HBL2510SR2	-	-



HBL2510SW

Single Flush Receptacles

IP20 SUITABILITY

Description	Catalog Number			
Black nylon face, back and side wired.	HBL2510	HBL2520*	HBL2530*	
Isolated ground, orange nylon face, back and side wired.	IG2510	-	-	

Note: See page B-52 for accessories.

*Not Fed Spec.


Insulgrip® Flanged Receptacles

Description	Catalog Number			
Nylon casing, back wired.	HBL2516	HBL2526	HBL2536	

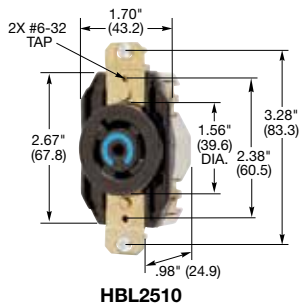
Note: See page B-52 for accessories.




HBL2510AR



HBL2516



HBL2510



HBL2510SR2



HBL2510SR

Valox® is a trademark of SABIC Innovative Plastics, acquired from General Electric Company.

Dimensions in Inches (mm)

**30 Amp, 125, 250 Volts and 277 Volts AC
2 Pole, 3 Wire, Grounding**




HBL2611SW



HBL2621S



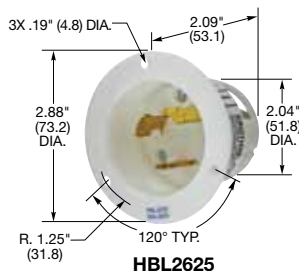
HBL2621



HBL2611VY



HBL2615SW



HBL2625

Dimensions in Inches (mm)



30A 125V NEMA L5-30P 2 HP	30A 250V NEMA L6-30P 2 HP	30A 277V AC NEMA L7-30P 3 HP
--	--	---

Plugs

Watertight Safety-Shroud®

IP66 SUITABILITY UL Type 4x, 12

Description	Cord Dia.	Catalog Number		
Black Valox® housing, white Valox® clamps.	.325"-.930" (9-24)	HBL2611SW	HBL2621SW	-

Safety-Shroud®

IP20 SUITABILITY

Description	Cord Dia.	Catalog Number		
Black and white nylon body, white Valox® shroud. Can be used with the Insulgrip Connector Bodies.	.360"-.930" (9-24)	HBL2611S	HBL2621S	-

Note: See page B-40 for accessories.

Insulgrip®

IP20 SUITABILITY

Description	Cord Dia.	Catalog Number		
Black and white nylon.	.360"-.930" (9-24)	HBL2611	HBL2621	HBL2631
Heat stabilized, gray nylon, 220° F (104° C).	.360"-.930" (9-24)	HBL2611F	HBL2621F	-
Corrosion resistant, yellow nylon.	.360"-.930" (9-24)	HBL26CM11	HBL26CM21	-
All black nylon.	.360"-.930" (9-24)	HBL2611BK	HBL2621BK	-
Cord clamps with removable inserts. All black nylon.	.360"-.930" (9-24)	-	HBL2621EBK	-

Note: See page B-52 for accessories.

Valise®

IP20 SUITABILITY

Description	Cord Dia.	Catalog Number		
Yellow nylon.	.590"-.930" (15.0-23.6)	HBL2611VY	HBL2621VY	-
Corrosion resistant, yellow nylon.	.590"-.930" (15.0-23.6)	HBL26CM11V	-	-
Black nylon.	.590"-.930" (15.0-23.6)	HBL2611VBK	HBL2621VBK	-

Note: See page B-53 for accessories.

Flanged Inlets

Watertight Safety-Shroud®

IP66 SUITABILITY UL Type 4x, 12

Description	Catalog Number		
Gray Valox® housing and flange.	HBL2615SW	HBL2625SW	-
Reverse service, gray Valox® housing and flange (use with HBL2613SR), (Not shown).	HBL2615SWR	-	-

Note: See page B-54 for accessories.

Insulgrip®

IP20 SUITABILITY

Description	Catalog Number		
Nylon casing, back wired.	HBL2615	HBL2625	HBL2635
Heat stabilized, gray nylon, 220° F (104° C).	HBL2615F	HBL2625F	-
Nylon casing, weather protective, die cast aluminum, back wired, self closing lift cover.	HBL2615M3	-	-

Note: See page B-52 for accessories.

See pages B-69 and B-70 for technical information on Twist-Lock and Watertight Safety-Shroud devices.
See page B-74 for technical information on Valise plugs and connectors.

Valox® is a trademark of SABIC Innovative Plastics, acquired from General Electric Company.

30 Amp, 125, 250 Volts and 277 Volts AC 2 Pole, 3 Wire, Grounding



Connector Bodies

Watertight Safety-Shroud®

Description	Cord Dia.	IP66 SUITABILITY		UL Type 4x, 12
		Catalog Number		
Black Valox® housing, white Valox® clamps.	.360"-.930" (9-24)	HBL2613SW	HBL2623SW	-
Reverse service, black Valox® housing, white Valox® clamps (use with HBL2615SWR), (Not shown).	.360"-.930" (9-24)	HBL2613SR	-	-



HBL2613SW

Insulgrip®

Description	Cord Dia.	IP20 SUITABILITY		
		Catalog Number		
Black and white nylon.	.360"-.930" (9-24)	HBL2613	HBL2623	HBL2633
Heat stabilized, gray nylon, 220° F (104° C).	.360"-.930" (9-24)	HBL2613F	HBL2623F	-
Corrosion resistant, yellow nylon.	.360"-.930" (9-24)	HBL26CM13	HBL26CM23	-
All black nylon.	.360"-.930" (9-24)	HBL2613BK	HBL2623BK	-

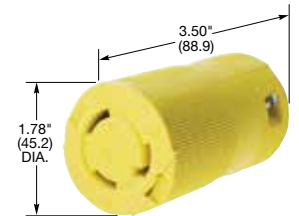


HBL2623

Note: See page B-52 for accessories.

Valise®

Description	Cord Dia.	IP20 SUITABILITY		
		Catalog Number		
Yellow nylon.	.590"-.930" (15.0-23.6)	HBL2613VY	HBL2623VY	-
Corrosion resistant, yellow nylon.	.590"-.930" (15.0-23.6)	HBL26CM13V	-	-
Black nylon.	.590"-.930" (15.0-23.6)	HBL2613VBK	HBL2623VBK	-
Cord clamps with removable inserts. All black nylon.	.360"-.930" (9-24)	-	HBL2623EBK	-



HBL2613VY

Note: See page B-53 for accessories.

Receptacles

Watertight Safety-Shroud®

Description	IP66 SUITABILITY		UL Type 4x, 12
	Catalog Number		
Gray Valox® housing and flange, back wired.	HBL2610SW	HBL2620SW	-

Note: See page B-54 for accessories.



HBL2610SW

Safety-Shroud® Twist-Lock®

Description	IP20 SUITABILITY		
	Catalog Number		
Gray Valox® angle housing, one gang, back wired.	HBL2610AR	HBL2620AR	-
Gray Valox® surface mounting, one gang, back wired.	HBL2610SR	HBL2620SR	-
Gray Valox® semi-flush, two gang, back wired.	HBL2610SR2	HBL2620SR2	-



HBL2620AR

Single Flush Receptacles

Description	IP20 SUITABILITY		
	Catalog Number		
Black nylon face, back and side wired.	HBL2610	HBL2620	HBL2630
Blue nylon face, back and side wired.	HBL2610M6	HBL2620M6	-
Isolated ground, orange nylon face, back and side wired.	IG2610	IG2620	-
Corrosion resistant, yellow nylon face, back and side wired.	HBL26CM10	HBL26CM20	-
Ring terminal connection.	HBL2610RT	HBL2620RT	-

Note: See page B-52 for accessories.



HBL2620SR

Insulgrip® Flanged Receptacles

Description	IP20 SUITABILITY		
	Catalog Number		
Nylon casing, back wired.	HBL2616	HBL2626	HBL2636
Heat stabilized, gray nylon, 220° F (104° C).	HBL2616F	HBL2626F	-

Note: See page B-52 for accessories.

Valox® is a trademark of SABIC Innovative Plastics, acquired from General Electric Company.

Dimensions in Inches (mm)

30 Amp, 125/250 and 3Ø 250 Volts AC
3 Pole, 3 Wire, Non-Grounding and 3 Pole, 4 Wire, Grounding



30A 125/250V AC NEMA L10-30P	30A 125/250V AC NEMA L14-30P 2 (2) HP	30A 3Ø 250V AC NEMA L15-30P 3 HP
---------------------------------	---	--



HBL2711SW



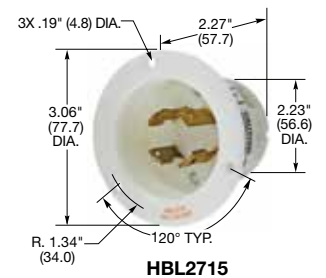
HBL2711S



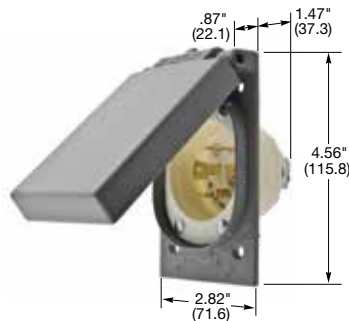
HBL2711



HBL2715SW



HBL2715



HBL2715M3

Plugs

Watertight Safety-Shroud®

Description	Cord Dia.	Catalog Number	IP66 SUITABILITY	UL Type 4x, 12
Black Valox® housing, white Valox® clamps.	.350"-1.150" (9-29)	-	HBL2711SW	HBL2721SW

Safety-Shroud®

Description	Cord Dia.	Catalog Number	IP20 SUITABILITY
Black and white nylon body, white Valox® shroud. Can be used with the Insulgrip Connector Bodies.	.350"-1.150" (9-29)	-	HBL2711S HBL2721S

Note: See page B-40 for accessories.

Insulgrip®

Description	Cord Dia.	Catalog Number	IP20 SUITABILITY
Black and white nylon.	.350"-1.150" (9-29)	-	HBL2711 HBL2721
Black and white nylon, (Not shown).	.300"-.950" (7.6-24.1)	HBL2661	- -
Corrosion resistant, yellow nylon.	.350"-1.150" (9-29)	-	HBL27CM11 HBL27CM21
All black nylon.	.350"-1.150" (9-29)	-	HBL2711BK -

Note: See page B-52 for accessories.

Flanged Inlets

Watertight Safety-Shroud®

Description	Catalog Number	IP66 SUITABILITY	UL Type 4x, 12
Gray Valox® housing and flange.	-	HBL2715SW	HBL2725SW
Reverse service, gray Valox® housing and flange (use with HBL2713SR), (Not shown).	-	HBL2715SWR	-

Note: See page B-54 for accessories.

Insulgrip®

Description	Catalog Number	IP20 SUITABILITY
Nylon casing, back wired.	-	HBL2715 HBL2725
Nylon casing, back wired, (Not shown).	HBL2665	- -
Nylon casing, weather protective, die cast aluminum, back wired, self closing lift cover.	-	HBL2715M3 -

Note: See page B-52 for accessories.

See pages B-69 and B-70 for technical information on Twist-Lock and Watertight Safety-Shroud devices.

HBLMITL - For use with Watertight Safety-Shroud receptacles and reverse service inlet, see page B-41.



Dimensions in Inches (mm)

Valox® is a trademark of SABIC Innovative Plastics, acquired from General Electric Company.

**30 Amp, 125/250 and 3Ø 250 Volts AC
3 Pole, 3 Wire, Non-Grounding and
3 Pole, 4 Wire, Grounding**



30A 125/250V AC
NEMA L10-30R

30A 125/250V AC
NEMA L14-30R
2 (2) HP

30A 3Ø 250V AC
NEMA L15-30R
3 HP

Connector Bodies

Watertight Safety-Shroud®

IP66 SUITABILITY UL Type 4x, 12

Description	Cord Dia.	Catalog Number		
Black Valox® housing, white Valox® clamps.	.350"-1.150" (9-29)	-	HBL2713SW	HBL2723SW
Reverse service, black Valox® housing, white Valox® clamps (use with HBL2715SWR), (Not shown).	.350"-1.150" (9-29)	-	HBL2713SR	-



HBL2713SW

Insulgrip®

IP20 SUITABILITY

Description	Cord Dia.	Catalog Number		
Black and white nylon.	.350"-1.150" (9-29)	-	HBL2713	HBL2723
Black and white nylon, (Not shown).	.300"-.950" (7.6-24.1)	HBL2663	-	-
Corrosion resistant, yellow nylon.	.350"-1.150" (9-29)	-	HBL27CM13	HBL27CM23
All black nylon.	.350"-1.150" (9-29)	-	HBL2713BK	-



HBL2713

Note: See page B-52 for accessories.

Receptacles

Watertight Safety-Shroud®

IP66 SUITABILITY UL Type 4x, 12

Description	Catalog Number		
Gray Valox® housing and flange, back wired.	-	HBL2710SW	HBL2720SW

Note: See page B-54 for accessories.

Safety-Shroud® Twist-Lock®

IP20 SUITABILITY

Description	Catalog Number		
Gray Valox® angle housing, one gang, back wired.	-	HBL2710AR	HBL2720AR
Gray Valox® surface mounting, one gang, back wired.	-	HBL2710SR	HBL2720SR
Gray Valox® semi-flush, two gang, back wired.	-	HBL2710SR2	HBL2720SR2



HBL2710SW

Single Flush Receptacles

IP20 SUITABILITY

Description	Catalog Number		
Black nylon face, back and side wired.	-	HBL2710	HBL2720
Black nylon face, back and side wired, (Not shown).	HBL2660	-	-
Isolated ground, orange nylon face, back and side wired.	-	IG2710	IG2720
Ring terminal connection.	-	HBL2710RT	HBL2720RT

Note: See page B-52 for accessories.




HBL2710AR

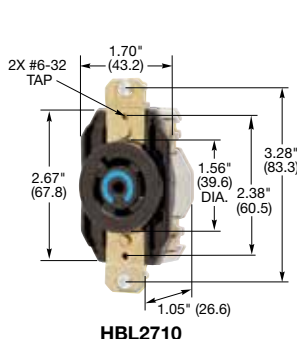
Insulgrip® Flanged Receptacles

Description	Catalog Number		
Nylon casing, back wired.	-	HBL2716	HBL2726


Note: See page B-52 for accessories.



HBL2716



HBL2710



HBL2710SR2



HBL2710SR

Valox® is a trademark of SABIC Innovative Plastics, acquired from General Electric Company.

Dimensions in Inches (mm)

**30 Amp, 3Ø 480 and 3Ø 600 Volts AC
3 Pole, 4 Wire, Grounding**



HBL2731SW



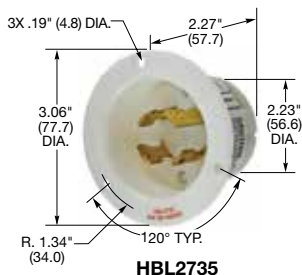
HBL2731S



HBL2731



HBL2735SW



HBL2735

Dimensions in Inches (mm)

Plugs

Watertight Safety-Shroud®

Description	Cord Dia.	IP66 SUITABILITY	UL Type 4x, 12
Black Valox® housing, white Valox® clamps.	.350"-1.150" (9-29)	HBL2731SW	HBL2741SW

Safety-Shroud®

Description	Cord Dia.	IP20 SUITABILITY	UL Type 4x, 12
Black and white nylon body, white Valox® shroud. Can be used with the Insulgrip Connector Bodies.	.350"-1.150" (9-29)	HBL2731S	HBL2741S

Note: See page B-40 for accessories.

Insulgrip®

Description	Cord Dia.	IP20 SUITABILITY	UL Type 4x, 12
Black and white nylon.	.350"-1.150" (9-29)	HBL2731	HBL2741
Corrosion resistant, yellow nylon.	.350"-1.150" (9-29)	HBL27CM31	HBL27CM41

Note: See page B-52 for accessories.

Flanged Inlets

Watertight Safety-Shroud®

Description	IP66 SUITABILITY	UL Type 4x, 12
Gray Valox® housing and flange.	HBL2735SW	HBL2745SW

Note: See page B-54 for accessories.

Insulgrip®

Description	IP20 SUITABILITY	UL Type 4x, 12
Nylon casing, back wired.	HBL2735	HBL2745

Note: See page B-52 for accessories.

See pages B-69 and B-70 for technical information on Twist-Lock and Watertight Safety-Shroud devices.



**30A 3Ø 480V AC
NEMA L16-30P
10 HP**

**30A 3Ø 600V AC
NEMA L17-30P**



HBLMITL - For use with Watertight Safety-Shroud receptacles, see page B-41.

Valox® is a trademark of SABIC Innovative Plastics, acquired from General Electric Company.

**30 Amp, 3Ø 480 and 3Ø 600 Volts AC
3 Pole, 4 Wire, Grounding**



**30A 3Ø 480V AC
NEMA L16-30R
10 HP**

**30A 3Ø 600V AC
NEMA L17-30R**

Connector Bodies

Watertight Safety-Shroud®

IP66 SUITABILITY UL Type 4x, 12

Description	Cord Dia.	Catalog Number	Catalog Number
Black Valox® housing, white Valox® clamps.	.350"-1.150" (9-29)	HBL2733SW	HBL2743SW



HBL2733SW

Insulgrip®

IP20 SUITABILITY

Description	Cord Dia.	Catalog Number	Catalog Number
Black and white nylon.	.350"-1.150" (9-29)	HBL2733	HBL2743
Corrosion resistant, yellow nylon.	.350"-1.150" (9-29)	HBL27CM33	HBL27CM43



HBL2733

Note: See page B-52 for accessories.

Receptacles

Watertight Safety-Shroud®

IP66 SUITABILITY UL Type 4x, 12

Description	Catalog Number	Catalog Number
Gray Valox® housing and flange, back wired.	HBL2730SW	HBL2740SW

Note: See page B-54 for accessories.

Safety-Shroud® Twist-Lock®

IP20 SUITABILITY

Description	Catalog Number	Catalog Number
Gray Valox® angle housing, one gang, back wired.	HBL2730AR	HBL2740AR
Gray Valox® surface mounting, one gang, back wired.	HBL2730SR	HBL2740SR
Gray Valox® semi-flush, two gang, back wired.	HBL2730SR2	HBL2740SR2



HBL2730SW

Single Flush Receptacles

IP20 SUITABILITY

Description	Catalog Number	Catalog Number
Black nylon face, back and side wired.	HBL2730	HBL2740

Note: See page B-52 for accessories.


Insulgrip® Flanged Receptacles

Description	Catalog Number	Catalog Number
Nylon casing, back wired.	HBL2736	HBL2746

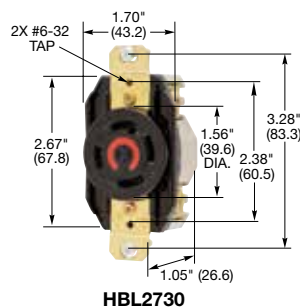
Note: See page B-52 for accessories.




HBL2730AR



HBL2736



HBL2730



HBL2730SR2



HBL2730SR

Valox® is a trademark of SABIC Innovative Plastics, acquired from General Electric Company.

Dimensions in Inches (mm)

**30 Amp, 3ØY 120/208, 277/480 and 347/600 Volts AC
4 Pole, 5 Wire, Grounding**



HBL2811SW



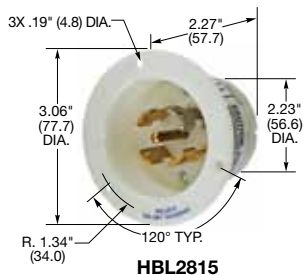
HBL2811S



HBL2811



HBL2815SW



HBL2815

Dimensions in Inches (mm)

Plugs

Watertight Safety-Shroud®

Description	Cord Dia.	Catalog Number	IP66 SUITABILITY	UL Type 4x, 12
Black Valox® housing, white Valox® clamps.	.350"-1.150" (9-29)	HBL2811SW HBL2801	HBL2821SW	HBL2831SW

Safety-Shroud®

Description	Cord Dia.	Catalog Number	IP20 SUITABILITY
Black and white nylon body, white Valox® shroud. Can be used with the Insulgrip Connector Bodies.	.350"-1.150" (9-29)	HBL2811S	-

Note: See page B-40 for accessories.

Insulgrip®

Description	Cord Dia.	Catalog Number	IP20 SUITABILITY
Black and white nylon.	.350"-1.150" (9-29)	HBL2811	HBL2821 HBL2831
Corrosion resistant, yellow nylon.	.350"-1.150" (9-29)	HBL28CM11	-
Black and white for flat cable.	.350"-1.150" (9-29)	HBL2811FC	-
All black nylon.	.350"-1.150" (9-29)	HBL2811BK	-

Note: See page B-52 for accessories.

Flanged Inlets

Watertight Safety-Shroud®

Description	Catalog Number	IP66 SUITABILITY	UL Type 4x, 12
Gray Valox® housing and flange.	HBL2815SW HBL2805	-	-

Note: See page B-54 for accessories.

Insulgrip®

Description	Catalog Number	IP20 SUITABILITY
Nylon casing, back wired.	HBL2815	HBL2825 HBL2835

Note: See page B-52 for accessories.

See pages B-69 and B-70 for technical information on Twist-Lock and Watertight Safety-Shroud devices.

Twist-Lock® 3-Phase Circuit Tester

Description	Rating	Catalog Number	IP66 SUITABILITY	UL Type 4x, 12
3-Phase Circuit Tester	3Ø 120/208V AC Min. Voltage: 90V AC	HBL3PT2811	-	-

Note: Testers in other NEMA configurations can be developed upon request. See page B-53 for additional circuit testers.



HBL3PT2811

HBLMITL - For use with Watertight Safety-Shroud receptacles, see page B-41.



Valox® is a trademark of SABIC Innovative Plastics, acquired from General Electric Company.

30 Amp, 3ØY 120/208, 277/480 and 347/600 Volts AC 4 Pole, 5 Wire, Grounding



30A 3ØY
120/208V AC
NEMA L21-30R
3 HP

30A 3ØY
240/415V AC
NEMA L26-30R

30A 3ØY
277/480V AC
NEMA L22-30R
10 HP

30A 3ØY
347/600V AC
NEMA L23-30R

Connector Bodies

Watertight Safety-Shroud®

IP66 SUITABILITY UL Type 4x, 12


Description	Cord Dia.	Catalog Number			
Black Valox® housing, white Valox® clamps.	.350"-1.150" (9-29)	HBL2813SW	HBL2803	HBL2823SW	-

Insulgrip®

IP20 SUITABILITY

Description	Cord Dia.	Catalog Number			
Black and white nylon.	.350"-1.150" (9-29)	HBL2813	-	HBL2823	HBL2833
Corrosion resistant, yellow nylon.	.350"-1.150" (9-29)	HBL28CM13	-	-	-
Black and white for flat cable.	.350"-1.150" (9-29)	HBL2813FC	-	-	-
All black nylon.	.350"-1.150" (9-29)	HBL2813BK	-	-	-

Note: See page B-52 for accessories.



HBL2813SW



HBL2813

Receptacles

Watertight Safety-Shroud®

IP66 SUITABILITY UL Type 4x, 12

Description	Catalog Number			
Gray Valox® housing and flange, back wired.	HBL2810SW	-	HBL2820SW	HBL2830SW

Note: See page B-54 for accessories.

Safety-Shroud® Twist-Lock®

IP20 SUITABILITY

Description	Catalog Number			
Gray Valox® angle housing, one gang, back wired.	HBL2810AR	-	-	-
Gray Valox® surface mounting, one gang, back wired.	HBL2810SR	-	-	-
Gray Valox® semi-flush, two gang, back wired.	HBL2810SR2	-	-	-



HBL2810SW

Single Flush Receptacles

IP20 SUITABILITY

Description	Catalog Number			
Black nylon face, back and side wired.	HBL2810	HBL2800	HBL2820	HBL2830
Isolated ground, orange nylon face, back and side wired.	IG2810	-	-	-
Ring terminal connection.	HBL2810RT	-	-	-

Note: See page B-52 for accessories.




HBL2810AR

Insulgrip® Flanged Receptacles

Description	Catalog Number			
Nylon casing, back wired.	HBL2816	-	HBL2826	HBL2836

Note: See page B-52 for accessories.



HBL2810SR

Valox® is a trademark of SABIC Innovative Plastics, acquired from General Electric Company.

Dimensions in Inches (mm)

30 Amp, 3ØY 120/208, 277/480 and 347/600 Volts AC 4 Pole, 4 Wire, Non-Grounding

IP20
SUITABILITY



30A 3ØY 120/208V AC
NEMA L18-30P
3 HP

30A 3ØY 277/480V AC
NEMA L19-30P
10 HP

30A 3ØY 347/600V AC
NEMA L20-30P

Plugs

Description	Cord Dia.	Catalog Number
Black and white nylon.	.350"-1.150" (9-29)	HBL2751 HBL2761 HBL2771

Note: See page B-53 for accessories.

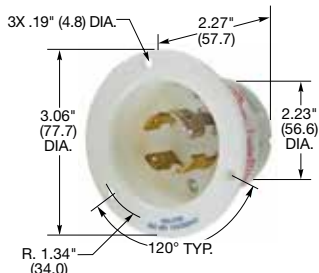


HBL2751

Flanged Inlets

Description	Catalog Number
Nylon casing, back wired.	HBL2755 HBL2765 HBL2775

Note: See page B-52 for accessories.



HBL2755

IP20
SUITABILITY



30A 3ØY 120/208V AC
NEMA L18-30R
3 HP

30A 3ØY 277/480V AC
NEMA L19-30R
10 HP

30A 3ØY 347/600V AC
NEMA L20-30R

Connector Bodies

Description	Cord Dia.	Catalog Number
Black and white nylon.	.350"-1.150" (9-29)	HBL2753 HBL2763 HBL2773

Note: See page B-52 for accessories.

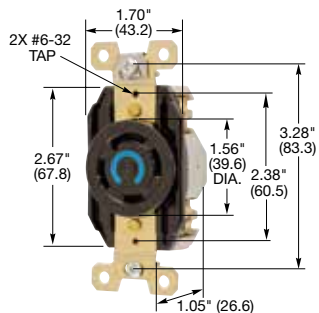


HBL2753

Single Flush Receptacles

Description	Catalog Number
Black nylon face, back and side wired.	HBL2750 HBL2760 HBL2770

Note: See page B-52 for accessories.




HBL2750

Flanged Receptacles

Description	Catalog Number
Nylon casing, back wired.	HBL2756 HBL2766 HBL2776

Note: See page B-52 for accessories.

See page B-69 for technical information on Twist-Lock devices.



HBL2756

Dimensions in Inches (mm)

30 Amp, 480 and 600 Volts AC 2 Pole, 3 Wire, Grounding

IP20
SUITABILITY



30A 240V AC
NEMA L25-30P

30A 480V AC
NEMA L8-30P
5 HP

30A 600V AC
NEMA L9-30P

Plugs

Description	Cord Dia.	Catalog Number		
Black and white nylon.	.325"-.930" (8.25-24)	HBL2601	HBL2641	HBL2651

Note: See page B-52 for accessories.

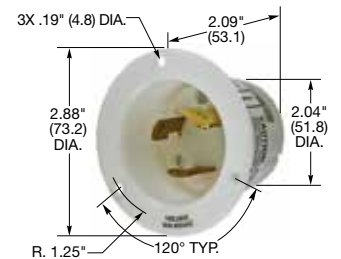


HBL2651

Flanged Inlets

Description	Catalog Number		
Nylon casing, back wired.	HBL2605	HBL2645	HBL2655

Note: See page B-52 for accessories.



HBL2655

Connector Bodies

IP20
SUITABILITY



30A 240V AC
NEMA L25-30R

30A 480V AC
NEMA L8-30R
5 HP

30A 600V AC
NEMA L9-30R

Description	Cord Dia.	Catalog Number		
Black and white nylon.	.325"-.930" (8.25-24)	HBL2603	HBL2643	HBL2653

Note: See page B-52 for accessories.



HBL2653

Single Flush Receptacles

Description	Catalog Number		
Black nylon face, back and side wired.	HBL2600	HBL2640	HBL2650

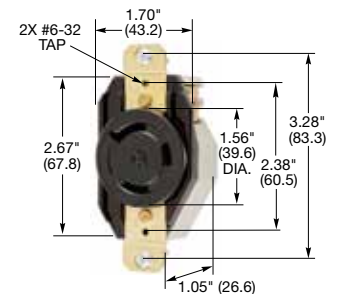
Note: See page B-52 for accessories.

Flanged Receptacles

Description	Catalog Number		
Nylon casing, back wired.	-	HBL2646	HBL2656

Note: See page B-52 for accessories.

See page B-69 for technical information on Twist-Lock devices.



HBL2650



HBL2656

Dimensions in Inches (mm)

Twist-Lock® Devices

Features and Benefits

Switched Safety Enclosures

The Switched Twist-Lock® and Hubbell® Enclosures integrate a receptacle and a switch to produce distinct advantages for the user. This enclosure replaces box, switch, cover and all in a compact design that meets Type 3R Rainproof or 12K Dust-tight requirements.

The receptacle is angled downward for a low profile, and it maintains a low profile while accommodating either a 20 or 30 Amp Twist-Lock receptacle or 30 Amp, 4 wire Hubbell receptacle. The enclosure can be used in top, bottom or back feed applications. The handle is designed to be locked in the OFF position for lockout protection.

Hubbell has developed the Switched Safety Enclosure because users want to be able to disconnect higher voltage devices confidently. Hubbell responded with a line of Switched Safety Enclosures for Twist-Lock and Hubbell receptacles.

The provision of the integral switch and the receptacle in a compact, non-metallic enclosure encourages the safe operating practice of disconnecting at the switch rather than the plug and receptacle.

For plants and factories in a wide variety of industries, as well as light industrial facilities, Hubbell's Switched Enclosures offer an upgrade that's convenient, compact and easy to install.



Housing Design

- Angled 20 or 30 amp Hubbell Twist-Lock receptacle provides low profile and helps control cable arc of bend
- Large receptacle gasketless door and hinge assembly
- Enclosure back is designed for top, bottom or back feed options



Internal Design

- Horsepower rated switch
- Heavy duty internal frame bonds conduit and all grounds and has a DIN rail to accommodate the switch



Safety

- Lockable handle provides lockout protection for greater safety and complies with OSHA lockout requirements



Wiring

- Premolded conduit entry hole is offset to prevent water condensation from falling directly on interior electrical components



Installation

- Moveable feet may be used in horizontal or vertical position or may be removed and premarked holes drilled for Type 1 or 3R installations

Twist-Lock® Devices

Switched Twist-Lock® and Hubbellock® Enclosures



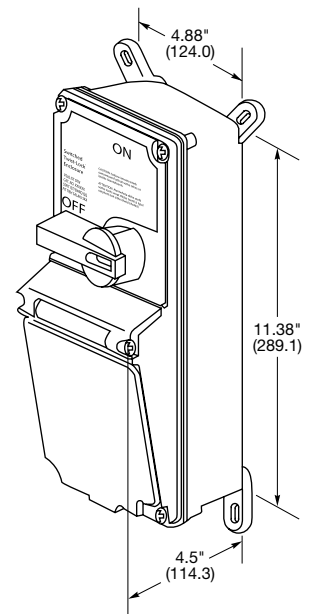
UL Listed, CSA Certified
Type 3R and 12K Enclosure Rating

IP54
SUITABILITY

Switched Enclosure Ready for Twist-Lock® Receptacle Addition

Ideal unit for stockroom. This single unit provides the complete enclosure ready to accept any Hubbell 20 or 30A Twist-Lock receptacle.

Description	Ratings	Catalog Number
Switched Twist-Lock enclosure accommodates any NEMA 2 pole, 3 wire to 4 pole, 5 wire grounding receptacle (sold separately).	Amperage, voltage, and horsepower ratings will be determined by the choice of the NEMA 20 or 30A Twist-Lock receptacle selected.	SETL3
Auxiliary contact.	"Break After Main Break", 1 set of n/o contacts, 1 set of n/c contacts.	HBLAC1
Auxiliary contact.	"Break Before Main Break", 1 set of n/o contacts.	HBLAC2



SETL3

Switched Enclosure Complete with Twist-Lock® Receptacle

Completely pre-wired with a Twist-Lock receptacle, these application oriented combinations are available to satisfy your needs.

Description	Amps	Voltage	NEMA Config.	Horsepower	Switched Enclosure	Use Twist-Lock Plug
Switched Twist-Lock enclosure with a pre-wired HBL2720 receptacle.	30	3Ø 240V AC	L15-30R	3	SE2720A	HBL2721
Switched Twist-Lock enclosure with a pre-wired HBL2730 receptacle.	30	3Ø 480V AC	L16-30R	10	SE2730A	HBL2731



SE2720A

Switched Enclosure Ready for Hubbellock® Receptacle Addition

Ideal unit for stockroom. This single unit provides the complete enclosure ready to accept your 30A, 4 wire Hubbellock receptacle choice.

Description	Ratings	Catalog Number
Switched enclosure for use with 3 pole 4 wire 30A Hubbellock receptacle (sold separately).	Amperage, voltage, and horsepower ratings will be determined by the choice of the 4 wire Hubbellock receptacle selected.	SEHBL3
Auxiliary contact.	"Break After Main Break", 1 set of n/o contacts, 1 set of n/c contacts.	HBLAC1
Auxiliary contact.	"Break Before Main Break", 1 set of n/o contacts.	HBLAC2



HBLAC1

HBLAC2

Replacement Mounting Feet

Description	Catalog Number
For 30A switches.	HBLRFT1^Δ

Note: ^Δ Package of 10 feet and 10 screws.
See page B-72 for technical information on Switched Safety Enclosures.



HBLRFT1

Dimensions in Inches (mm)

Twist-Lock® Devices

Features and Benefits

Mechanical Interlock Switched Safety Enclosures

Hubbell offers the only mechanical interlock for Twist-Lock®. This new, unfused mechanical interlock for Watertight Safety-Shroud® Twist-Lock® integrates a watertight receptacle with a linked disconnect switch to provide a mechanically interlocked receptacle. This virtually eliminates the possibility of making or breaking the circuit while under load or making a casual or “lazy” connection.

The switch cannot be turned ON until the plug is properly inserted and locked, and the plug cannot be removed until the switch is turned OFF. All these protective features are included in a compact Type 4X hose-directed water and corrosion resistant enclosure that allows for top, bottom or back feed options.

The non-metallic enclosure is nonconductive, yet has an internal frame to assure ground continuity with metallic conduit.

In addition, this interlock works with all Safety-Shroud Twist-Lock Plugs. The new unfused mechanical interlock for Watertight Safety-Shroud Twist-Lock can be locked out as a method of compliance with OSHA lockout/tagout regulations.



Housing Design

- Angled 20 or 30 amp Hubbell Watertight Safety-Shroud Twist-Lock receptacle provides watertight, low profile and mechanical interlock capabilities (ordered separately)
- Enclosure back is designed for top, bottom or back feed options



Internal Design

- Horsepower rated switch
- Heavy duty internal frame bonds conduit and all grounds and has a DIN rail to accommodate the switch



Safety

- Lockable handle provides lockout protection for greater safety and complies with OSHA lockout requirements
- Heavy duty interlock linkage prevents make and break under load



Wiring

- Premolded conduit entry hole is offset to prevent water condensation from falling directly on interior electrical components, while speeding installation by making it easier to pull conductors



Installation

- Moveable feet may be used in horizontal or vertical position or may be removed and premarked holes drilled for Type 1 or 3R installations

Twist-Lock® Devices

Mechanical Interlock Switched Safety Enclosures



UL Listed, CSA Certified TYPE 4,
4X and TYPE 12K Enclosure Rating

IP66
SUITABILITY

Mechanical Interlock Ready for Twist-Lock® Receptacle Addition

This unit is a complete enclosure ready to accept any 20 or 30A Watertight Safety-Shroud Twist-Lock Receptacle.

Description	Ratings	Catalog Number
Mechanical Interlock accommodates 20A or 30A Watertight Safety-Shroud Twist-Lock receptacles.	Amperage and voltage ratings will be determined by the choice of the Watertight Safety-Shroud Twist-Lock selected. Supplied with 3/4" NPT Hub.	HBLMITL

Accepts the following Watertight Safety-Shroud® Twist-Lock® Receptacles: 20 Amp

Rating	Voltage AC	NEMA Config.	Max. HP Rating*	Receptacle Catalog Number	Use Watertight Safety-Shroud Twist-Lock Plug
2 Pole, 3 Wire	120	L5-20	1	HBL2310SW	HBL2311SW
	208-240	L6-20	2.5	HBL2320SW	HBL2321SW
	277	L7-20	3	HBL2330SW	HBL2331SW
3 Pole, 4 Wire	120/240	L14-20	2.5	HBL2410SW	HBL2411SW
	240 3Ø	L15-20	5 (3@208V)	HBL2420SW	HBL2421SW
	480 3Ø	L16-20	10	HBL2430SW	HBL2431SW
4 Pole, 5 Wire	120/208 3ØY	L21-20	3	HBL2510SW	HBL2511SW

30 Amp

2 Pole, 3 Wire	120	L5-30	1	HBL2610SW	HBL2611SW
	208-240	L6-30	3	HBL2620SW	HBL2621SW
	277	L7-30	3	HBL2630SW	HBL2631SW
3 Pole, 4 Wire	120/240	L14-30	3	HBL2710SW	HBL2711SW
	240 3Ø	L15-30	7.5	HBL2720SW	HBL2721SW
	480 3Ø	L16-30	15	HBL2730SW	HBL2731SW
4 Pole, 5 Wire	120/208 3ØY	L21-30	7.5	HBL2810SW	HBL2811SW
	277/480	L22-30	7.5	HBL2820SW	HBL2821SW
	347/600	L23-30	7.5	HBL2830SW	HBL2831SW

30 Amp Reverse Service

2 Pole, 3 Wire	120	L5-30	1	HBL2615SWR	HBL2613SR
3 Pole, 4 Wire	120/240	L14-30	3	HBL2715SWR	HBL2713SR
3 Pole, 4 Wire	240 3Ø	L15-30	7.5	HBL2725SWR	HBL2723SR

Auxiliary Contacts

Description	Ratings	Catalog Number
Auxiliary contact.	"Break After Main Break", 1 set of n/o contacts, 1 set of n/c contacts.	HBLAC1
Auxiliary contact.	"Break Before Main Break", 1 set of n/o contacts.	HBLAC2

Replacement Parts

Description	Catalog Number
Ground block.	HBL30RGB
Neutral block.	HBL30RNB
Replacement switch.	HBLDS3RS

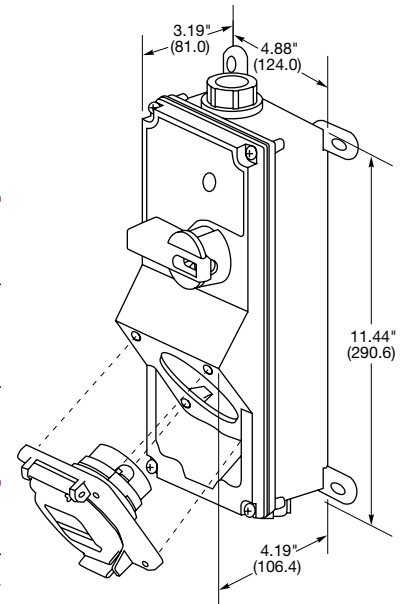
Replacement Mounting Feet

Description	Catalog Number
For 30A switches.	HBLRFT1^Δ

Note: *HP ratings for the final unit are determined by the HP rating of the switch, limited by the full load current capability of the receptacle at 80% of rated current, number of phases and line voltage. HP ratings listed above are AC only.

^ΔPackage of 10 feet and 10 screws.

See page B-73 for technical information on Mechanical Interlock Enclosures.



HBLMITL



HBL2620SW



HBL2713SR



HBLAC1



HBLAC2



HBL30RGB



HBL30RNB



HBLRFT1

Dimensions in Inches (mm)

Twist-Lock® Devices

ADD-A-SHROUD® and Adapters

Safety-Shroud® Twist-Lock® – 20 and 30 Amp

The Add-A-Shroud® devices allow conversion of existing 20A and 30A 3 to 5 wire Hubbell Insulgrip® Twist-Lock devices to a Safety-Shroud Twist-Lock plug. These devices provide a convenient and cost-effective way to convert existing Hubbell Insulgrip Twist-Lock plugs to Safety-Shroud Twist-Lock plugs. The Safety-Shroud Twist-Lock plug permits engagement with the Hubbell Mechanical Interlock Enclosure which virtually prevents make and break under load.

Add-A-Shroud® Catalog Number HBLSS3

For conversion of all 3 wire Hubbell Insulgrip Twist-Lock Devices.

Rating	Voltage AC	NEMA Config. Reference Number	Plug Catalog Number	Add-A-Shroud Catalog Number
20A, 2 Pole 3 Wire Grounding	125V	L5-20	HBL2311	HBLSS3
	250V	L6-20	HBL2321	HBLSS3
	277V AC	L7-20	HBL2331	HBLSS3
	480V AC	L8-20	HBL2341	HBLSS3
	600V AC	L9-20	HBL2351	HBLSS3
30A, 2 Pole 3 Wire Grounding	125V	L5-30	HBL2611	HBLSS3
	250V	L6-30	HBL2621	HBLSS3
	277V AC	L7-30	HBL2631	HBLSS3
	480V AC	L8-30	HBL2641	HBLSS3
	600V AC	L9-30	HBL2651	HBLSS3

Add-A-Shroud® Catalog Number HBLSS45

For conversion of all 4 and 5 wire Hubbell Insulgrip Twist-Lock Devices.

Rating	Voltage AC	NEMA Config. Reference Number	Plug Catalog Number	Add-A-Shroud Catalog Number
20A, 3 Pole 4 Wire Grounding	125/250V AC	L14-20	HBL2411	HBLSS45
	3Ø250V AC	L15-20	HBL2421	HBLSS45
	3Ø480V AC	L16-20	HBL2431	HBLSS45
30A, 3 Pole 4 Wire Grounding	125/250V AC	L14-30	HBL2711	HBLSS45
	3Ø250V AC	L15-30	HBL2721	HBLSS45
	3Ø480V AC	L16-30	HBL2731	HBLSS45
	3Ø600V AC	L17-30	HBL2741	HBLSS45
20A, 4 Pole 5 Wire Grounding	3ØY 120/208V AC	L21-20	HBL2511	HBLSS45
	3ØY 277/480V AC	L22-20	HBL2521	HBLSS45
	3ØY 347/600V AC	L23-20	HBL2531	HBLSS45
30A, 4 Pole 5 Wire Grounding	3ØY 120/208V AC	L21-30	HBL2811	HBLSS45
	3ØY 277/480V AC	L22-30	HBL2821	HBLSS45
	3ØY 347/600V AC	L23-30	HBL2831	HBLSS45

Watertight Safety Shroud - Deluxe Cord Grip and Metallic Liquidtight Conduit Fitting Adapters

Adapter for Use with ¾" NPT Fittings

Description	Cord Dia.	Catalog Number
3 Wire, Anodized Aluminum	.250" - .750"	WTSS234
3 Wire, Stainless Steel	.250" - .750"	WTSS234SS
4 and 5 Wire, Anodized Aluminum	.250" - .750"	WTSS334
4 and 5 Wire, Stainless Steel	.250" - .750"	WTSS334SS

Adapter for Use with 1" NPT Fittings

Description	Cord Dia.	Catalog Number
4 and 5 Wire, Anodized Aluminum	.375" - 1.00"	WTSS310
4 and 5 Wire, Stainless Steel	.375" - 1.00"	WTSS310SS


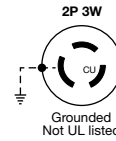


Twist-Lock® Devices

Non-NEMA 10 Amp, 250 Volts, 15 Amp 125 Volts 3 Pole, 3 Wire, Non-Grounding and 2 Pole, 3 Wire, Grounding

For Replacement Use Only

IP20
SUITABILITY



HBL7567C

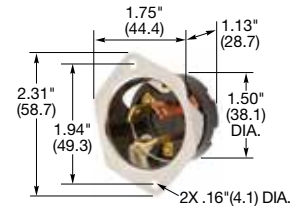
Plugs

Description	Cord Dia.	Catalog Number	
Black and white nylon. Multiple drive screws.	230"-.720" (5.8-18.3)	HBL7567C	-
Yellow and white nylon. Multiple drive screws.	230"-.720" (5.8-18.3)	HBL7567CY	-

Note: See page B-51 for accessories.

Flanged Inlets

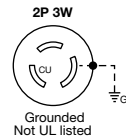
Description	Catalog Number	
Stainless steel casing.	HBL7556	HBL7556G



HBL7556

For Replacement Use Only

IP20
SUITABILITY



HBL7565C

Connector Bodies


Description	Cord Dia.	Catalog Number	
Insulgrip connector, black and white nylon. Multiple drive screws.	230"-.720" (5.8-18.3)	HBL7565C	-
Insulgrip connector, yellow and white nylon. Multiple drive screws.	230"-.720" (5.8-18.3)	HBL7565CY	-
Black phenolic.	.296"-.625" (7.5-15.9)	HBL7555	HBL7555G

Note: See page B-51 for accessories.

Receptacles

Description	Catalog Number	
Duplex, black RTP*, back and side wired.	HBL7580	HBL7580G
Single, black phenolic, back and side wired.	HBL7582	HBL7582G

Note: See page B-50 for accessories.



HBL7580

Flanged Receptacles

Description	Catalog Number	
Stainless steel casing.	HBL7557	HBL7557G

Note: *RTP is an abbreviation for reinforced thermoplastic.

The devices shown on this page are not listed by Underwriters Laboratories Inc. and are for replacement use only in existing installations.



HBL7557

CAUTION: To avoid electrical shock, review premises carefully and do not use if slot or blade configuration (design) is already in a circuit having a rating differing from the rating of this device.

Dimensions in Inches (mm)

Twist-Lock® Devices

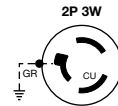
**Non-NEMA 20 Amp, 250, 125/250 Volts and 3ØY 120/208 Volts AC
2 Pole, 3 Wire, Grounding and
3 Pole, 3 Wire, Non-Grounding**



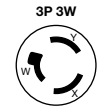
HBL9965C

For Replacement Use Only

IP20
SUITABILITY



20A 250V
Non-NEMA
Not UL Listed

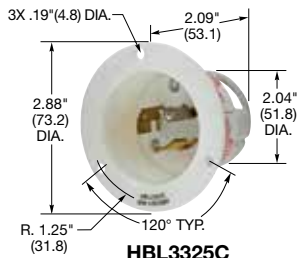


20A 125/250V
Non-NEMA
Not UL Listed

Plugs

Description	Cord Dia.	Catalog Number	
Black and white nylon.	.360"-.930" (9-24)	HBL9965GCB	HBL9965C
Corrosion resistant, yellow nylon.	.360"-.930" (9-24)	-	HBL99CM65C

Note: See page B-52 for accessories.



HBL3325C

Flanged Inlets

Description	Catalog Number
Nylon casing, back wired.	- HBL3325C

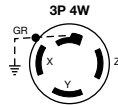
Note: See page B-52 for accessories.



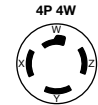
HBL7411C

For Replacement Use Only

IP20
SUITABILITY



20A 3Ø 250V AC
Non-NEMA
Not UL Listed




20A 3Ø Y
120/208V AC
Non-NEMA
Not UL Listed

Plugs

Description	Cord Dia.	Catalog Number	
Black and white nylon.	.350"-1.150" (9-29)	HBL7411GCB	HBL7411C

Note: See page B-52 for accessories.



HBL7408C

Flanged Inlets

Description	Catalog Number
Nylon casing, back wired.	- HBL7408C

Note: See page B-52 for accessories.

The devices shown on this page are not listed by Underwriters Laboratories Inc. and are for replacement use only in existing installations.

Dimensions in Inches (mm)

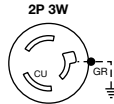
CAUTION: To avoid electrical shock, review premises carefully and do not use if slot or blade configuration (design) is already in a circuit having a rating differing from the rating of this device.

Twist-Lock® Devices

Non-NEMA 20 Amp, 250, 125/250 Volts and 3ØY 120/208 Volts AC 2 Pole, 3 Wire, Grounding and 3 Pole, 3 Wire, Non-Grounding

For Replacement Use Only

IP20
SUITABILITY



20A 250V
Non-NEMA
Not UL Listed



20A 125/250V
Non-NEMA
Not UL Listed

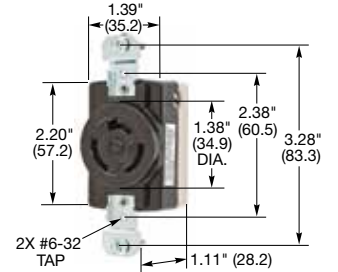
Connector Bodies

Description	Cord Dia.	Catalog Number
Black and white nylon.	.360"-.930" (9-24)	HBL7314GCB HBL7314C
Corrosion resistant, yellow nylon.	.360"-.930" (9-24)	- HBL73CM14C

Note: See page B-52 for accessories.



HBL7314C



HBL7310B

Single Flush Receptacles

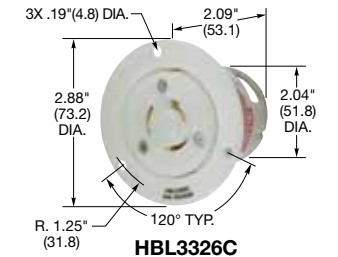
Description	Catalog Number
Black nylon face, back wired.	HBL7310BG HBL7310B

Note: See page B-52 for accessories.

Flanged Receptacles

Description	Catalog Number
Nylon casing, back wired.	- HBL3326C

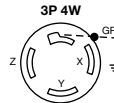
Note: See page B-52 for accessories.



HBL3326C

For Replacement Use Only

IP20
SUITABILITY



20A 3Ø 250V AC
Non-NEMA
Not UL Listed



20A 3Ø Y
120/208V AC
Non-NEMA
Not UL Listed

Connector Bodies

Description	Cord Dia.	Catalog Number
Black and white nylon.	.350"-1.150" (9-29)	HBL7413GCB HBL7413C

Note: See page B-52 for accessories.

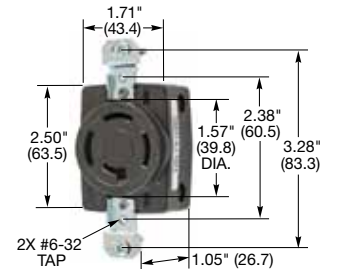


HBL7413GCB

Single Flush Receptacles

Description	Catalog Number
Black thermoset, back wired.	HBL7410BG HBL7410B
Mounted on a 4" (101.6) round metal cover.	- HBL7417B

Note: See page B-52 for accessories.



HBL7410BG

Flanged Receptacles

Description	Catalog Number
Nylon casing, back wired.	- HBL7409C

Note: See page B-52 for accessories.

The devices shown on this page are not listed by Underwriters Laboratories Inc. and are for replacement use only in existing installations.



HBL7409C

CAUTION: To avoid electrical shock, review premises carefully and do not use if slot or blade configuration (design) is already in a circuit having a rating differing from the rating of this device.

Dimensions in Inches (mm)

Non-NEMA 20 Amp, 250 Volts, 10 Amp, 600 Volts AC 4 Pole, 5 Wire, Grounding



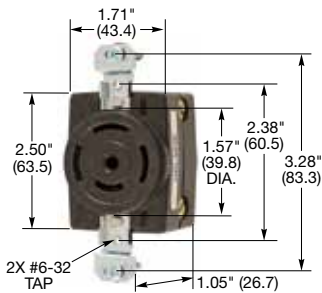
HBL3521C



HBL3524C



HBL3523C



HBL3520



HBL3525C

Dimensions in Inches (mm)

For Replacement Use Only

IP20
SUITABILITY



Plugs

Description	Cord Dia.	Catalog Number
Black and white nylon.	.350"-1.150" (9-29)	HBL3521C

Note: See page B-52 for accessories.

Flanged Inlets

Description	Catalog Number
Insulgrip nylon casing, back wired.	HBL3524C

Note: See page B-52 for accessories.

IP20
SUITABILITY



Connector Bodies

Description	Cord Dia.	Catalog Number
Black and white nylon.	.350"-1.150" (9-29)	HBL3523C

Note: See page B-52 for accessories.

Single Flush Receptacles

Description	Catalog Number
Black thermoset, back wired.	HBL3520

Note: See page B-52 for accessories.

Flanged Receptacles

Description	Catalog Number
Insulgrip nylon casing, back wired.	HBL3525C

Note: See page B-52 for accessories.

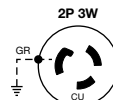
CAUTION: To avoid electrical shock, review premises carefully and do not use if slot or blade configuration (design) is already in a circuit having a rating differing from the rating of this device.

Twist-Lock® Devices

**Non-NEMA 30 Amp, 250, 125/250 Volts and 3ØY 120/208 Volts AC
2 Pole, 3 Wire, Grounding and
3 Pole, 3 Wire, Non-Grounding**

For Replacement Use Only

IP20
SUITABILITY



Insulgrip® Plugs

Description	Cord Dia.	Catalog Number
Black and white nylon.	.360"-.930" (9-24)	HBL3331GC HBL3331C

Note: See page B-52 for accessories.

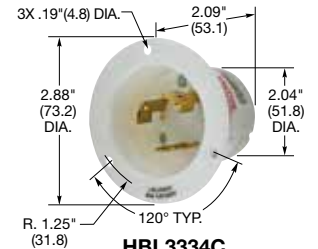


HBL3331GC

Insulgrip® Flanged Inlets

Description	Catalog Number
Nylon casing, back wired.	- HBL3334C

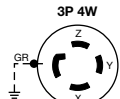
Note: See page B-52 for accessories.



HBL3334C

For Replacement Use Only

IP20
SUITABILITY



Insulgrip® Plugs

Description	Cord Dia.	Catalog Number
Black and white nylon.	.350"-1.150" (9-29)	HBL3431GCB HBL3431C

Note: See page B-52 for accessories.

The devices shown on this page are not listed by Underwriters Laboratories Inc. and are for replacement use only in existing installations.



HBL3431C

CAUTION: To avoid electrical shock, review premises carefully and do not use if slot or blade configuration (design) is already in a circuit having a rating differing from the rating of this device.

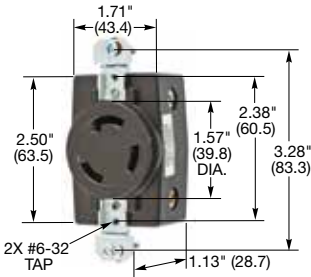
Dimensions in Inches (mm)

Twist-Lock® Devices

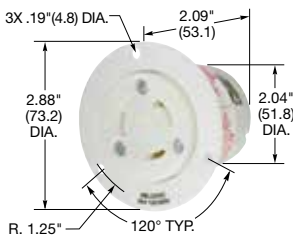
Non-NEMA 30 Amp, 250, 125/250 Volts and 3ØY 120/208 Volts AC
2 Pole, 3 Wire, Grounding and
3 Pole, 3 Wire, Non-Grounding



HBL3333GC



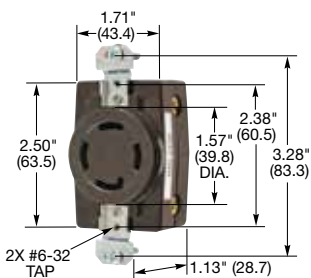
HBL3330G



HBL3335C



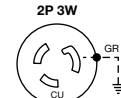
HBL3433C



HBL3430

For Replacement Use Only

IP20
SUITABILITY



30A 250V
Non-NEMA
Not UL listed



30A 125/250V
Non-NEMA
Not UL Listed

Insulgrip® Connector Bodies

Description	Cord Dia.	Catalog Number
Black and white nylon.	.360"-.930" (9-24)	HBL3333GC HBL3333C

Note: See page B-52 for accessories.

Single Flush Receptacles

Description	Catalog Number
Black thermoset, back wired.	HBL3330G HBL3330

Note: See page B-52 for accessories.

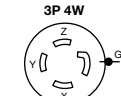
Insulgrip® Flanged Receptacles

Description	Catalog Number
Nylon casing, back wired.	- HBL3335C

Note: See page B-52 for accessories.

For Replacement Use Only

IP20
SUITABILITY



30A 3Ø 250V AC
Non-NEMA
Not UL Listed



30A 3Ø Y
120/208V AC
Non-NEMA
Not UL Listed

Insulgrip® Connector Bodies

Description	Cord Dia.	Catalog Number
Black and white nylon.	.350"-1.150" (9-29)	HBL3433GCB HBL3433C

Note: See page B-52 for accessories.

Single Flush Receptacles

Description	Catalog Number
Black thermoset, back wired.	HBL3430G HBL3430

Note: See page B-52 for accessories.

Insulgrip® Flanged Receptacles

Description	Catalog Number
Nylon casing, back wired.	HBL3435CM2 -

Note: See page B-52 for accessories.

The devices shown on this page are not listed by Underwriters Laboratories Inc. and are for replacement use only in existing installations.

Dimensions in Inches (mm)

CAUTION: To avoid electrical shock, review premises carefully and do not use if slot or blade configuration (design) is already in a circuit having a rating differing from the rating of this device.

Non-NEMA 30 Amp, 250 Volts DC Max. and 600 Volts AC Max. 50 - 400Hz
Non-NEMA 20 Amp, 3ØY 120/208 Volts AC 400Hz

Variload® Twist-Lock® Devices

In many large plants and laboratories the number of circuits of different ratings and frequency is greater than the number of blade configurations available in conventional wiring devices.

Prior to NEMA configuration standardization the solution was “Variload® Twist-Lock®” devices with four non-interchangeable center pin and slot configurations that can be assigned within the same premises to circuits of same voltage, frequency and supply (AC or DC), in accordance with NEC® 406.4(F) and 406.8 and with CE Code, Part I, Rule 26-700(3).

30A, 250V DC Max. and 600V AC Max. 50 - 400Hz

Center Pin Configuration	Plugs	Flanged Inlets	Connector Bodies	Receptacles
	HBL45115	–	HBL45135	HBL45105
	HBL45215	–	HBL45235	HBL45205
	HBL45315	–	HBL45335	HBL45305

20A 3ØY, 120/208V AC Only, 400Hz

Center Pin Configuration	Plugs	Flanged Inlets	Connector Bodies	Receptacles
	HBL45915†	HBL45985CL†	HBL45935†	HBL45905†

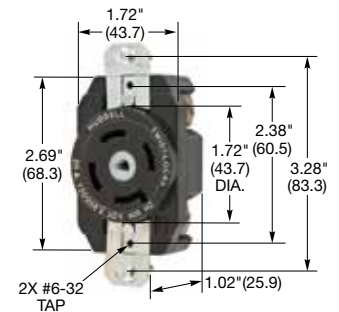
Note: †UL Listed only.



HBL45315



HBL45335



HBL45305

Receptacle Wallplates

Description	Single Receptacle with Face Dia. 1.74" (44.2) Catalog Number
Stainless steel 302/304, .035 in. (0.9), horizontal brushed finish.	SS725



SS725

IP55*
SUITABILITY

Weatherproof Boots

Description	Catalog Number
Seal-Tite® black elastomer for Variload® plugs.	HBL6027**
Seal-Tite® black elastomer for Variload® connector bodies.	HBL6028**

Note: *When installed and used properly with plug and connector body combinations.

** Weatherproof boots not UL Listed, nor CSA Certified.



HBL6027



HBL6028

CAUTION: To avoid electrical shock, review premises carefully and do not use if slot or blade configuration (design) is already in a circuit having a rating differing from the rating of this device.

Dimensions in Inches (mm)

Accessories for 15 Amp 2 and 3 Wire Devices



SS8

SS7



HBL5206WO



HBL5221



HBL7423WO



WP1

Wallplates, 1-Gang

Description	Color	Duplex Receptacles	Single Receptacles with Face Dia. 1.40" (35.6)
Nylon, smooth.	Brown Ivory	NP8 NP8I	NP7 NP7I
Stainless steel 302/304, .035 in. (0.9), horizontal brushed finish.		SS8	SS7
Stainless steel 430, .035 in. (0.9), horizontal brushed finish.		SS8L	SS7L
Brass .04 in. (1.0), horizontal brushed finish.		SB8	SB7
Aluminum .05 in. (1.3), horizontal brushed finish.		SA8	SA7

IP44
SUITABILITY

Weatherproof Covers

Description	Duplex Receptacles	Single Receptacles with Face Dia. 1.40" (35.6)
Cast aluminum, for standard horizontal box mount.	HBL5205WO	-
Same as above except FS/FD box mount.	HBL5206WO	-
Cast aluminum vertical FS/FD box mount.	-	HBL7420
Gray thermoplastic, vertical standard box mount, corrosion resistant.	HBL5222	-
Same as above except yellow.	HBL52CM22	-
Gray thermoplastic, vertical FS/FD box mount, corrosion resistant.	HBL5221	HBL7423WO
Yellow thermoplastic, vertical FS/FD box mount, corrosion resistant.	HBL52CM21	HBL74CM23WO
White thermoplastic, vertical FS/FD box mount, corrosion resistant.	HBL52CM21W	-

IP44
SUITABILITY

Weatherproof Covers for 15A Nylon Flanged Receptacles and Inlets

Description	Duplex Receptacles	Single Receptacles with Face Dia. 1.40" (35.6)
Gray thermoplastic, corrosion resistant.	-	WP1

Note: All weatherproof covers listed above are UL Listed for wet and damp locations with cover closed. Those with suffix WO are UL Listed with cover open. See page N-23 for additional information on covers.

Twist-Lock® Devices

Accessories for 15 Amp 2 and 3 Wire Devices

- Tinted lid is aesthetically pleasing in any location. High-impact, polycarbonate while-in-use cover will not rust or corrode; cover is NEMA 3R rated
- Compact 2-gang design



HBLPKL520

- Locking receptacle prevents unintentional disconnection of mating pump plug

Pool Kit Contains:

- Heavy duty, industrial grade locking receptacle NEMA L5-20, 20A 125V
- Single-pole switch (20A, 120-277V AC)
- Two gang, 2 inch deep die-cast aluminum weatherproof box with (4) 3/4 inch threaded outlets
- Two gang, weatherproof while-in-use cover
- Includes mounting hardware, gasket, wire connector and (3) closure plugs
- Complete assembly instructions

Pool Pump Kit

Description	Catalog Number
Pool pump receptacle kit.	HBLPKL520



HBL6023



HBL6024



HBL7529A

Weatherproof, Seal-Tite®, Triple Seal Boots for 15A Insulgrip® Devices

IP55*
SUITABILITY

Description	Catalog Number
Black elastomer boot for plugs when used in a cord set and connector bodies when used with a flange inlet.	HBL6023
Same as above except yellow elastomer.	HBL60CM23
Black elastomer boot for connector bodies when used in cord sets.	HBL6024
Same as above except yellow elastomer.	HBL60CM24

Note: *When installed and used properly with plug and connector body combinations.

Closure Cover

Description	Catalog Number
For use with 3 wire 15A Twist-Lock flush or flanged receptacles.	HBL7529A

PLUGOUT® Lockout Devices

Description	Catalog Number
Lockout device for 15A and 20A straight blade plugs.	HLDMP
Lockout device for attachable 20 and 30A plugs, straight body or angle types, with or without weatherproof covers.	HLD

Note: See section Z for additional information on PLUGOUT Lockout devices.



HLDMP

Dimensions in Inches (mm)

Accessories for 20 and 30 Amp 3, 4 and 5 Wire Devices



NP720BK

SS720

Wallplates, 1-Gang

Description	Color	Single Receptacles with Face Dia. 1.60" (40.6)
Nylon, smooth.	Black	NP720BK
Stainless steel 302/304, .035 in. (0.9), horizontal brushed finish.		SS720
Brass .04 in. (1.0), horizontal brushed finish.		SB720

IP44
SUITABILITY

Weatherproof Covers

Description	Single Receptacles with Face Dia. 1.60" (40.6)
Cast aluminum, for FS/FD box mounting.	HBL7420
Gray thermoplastic, for FS/FD box mounting, corrosion resistant.	HBL7425WOA
Same as above except yellow.	HBL74CM25WOA



HBL7425WOA

Weatherproof Covers for Flanged Inlets and Flanged Receptacles

IP44
SUITABILITY

Description	Single Receptacles with Face Dia. 1.60" (40.6)
Gray thermoplastic, corrosion resistant.	WP2

Note: Weatherproof covers are UL Listed for wet and damp location with cover closed. Those with suffix WOA are UL Listed with cover open. See page N-23 for additional information on covers.



HBL2899

Closure Cover for 3 Wire Flanged Inlets

Description	Catalog Number
Rubber closure plug.	HBL2899

Note: Closure cover not UL Listed, CSA Certified.



Twist-Lock® Circuit Testers



Description	Rating	20 Amp		30 Amp	
		Configuration	Catalog Number	Configuration	Catalog Number
3-Phase Circuit Tester	3Ø 120/208V AC Min. Volt.: 90V AC	NEMA L21-20P 	HBL3PT2511	NEMA L21-30P 	HBL3PT2811
Circuit Tester	125V	NEMA L5-20P 	HBLT2311	NEMA L5-30P 	HBLT2611 HBLT26CM11 (Marine)
	250V	NEMA L6-20P 	HBLT2321	NEMA L6-30P 	HBLT2621
Circuit Tester	277V	NEMA L7-20P 	HBLT2331		
	125/250V	NEMA L14-20P 	HBLT2411	NEMA L14-30P 	HBLT2711
	347V	NEMA L24-20P 	HBLT3721		



HBL3PT2511



HBLT26CM11

Dimensions in Inches (mm)

Note: Testers in other NEMA configurations can be developed upon request.

Twist-Lock® Devices

Accessories for 20 and 30 Amp 3, 4 and 5 Wire Devices

Insulgrip® Plug and Connector Body Latching Kit

The Hubbell latching kit provides both improved safety and security through a double locking feature that makes unintentional disconnection virtually impossible – even under high vibration situations. The plug and connector body lock once when first connected, then again when you push the special position locking slide into place.

Insulgrip® Latching Kit

Description	For 3 Wire Devices	For 4 & 5 Wire Devices
For all 20A and 30A Twist-Lock Insulgrip plugs and connectors.	SK2	SK3



Valise®

IP55*
SUITABILITY

Weatherproof, Seal-Tite®, Triple Seal Boots

Description	For 3 Wire Devices	For 4 & 5 Wire Devices
Yellow Seal-Tite® elastomer triple seal cover for use with Valise plugs when used in cord set and Valise connector bodies when used with flanged inlet.	HBL60CM31V	–
Yellow Seal-Tite® elastomer triple seal cover for use with Valise connector bodies.	HBL60CM32V	–




Note: *When installed and used properly with plug and connector body combinations.

Insulgrip®

IP55*
SUITABILITY

Weatherproof, Seal-Tite®, Triple Seal Boots

Description	For 3 Wire Devices	For 4 & 5 Wire Devices
Black elastomer boot for plugs when used in a cord set and connector bodies when used in flanged inlets.	HBL6031	HBL6035
Same as above except yellow.	HBL60CM31	HBL60CM35
Black elastomer boot for connector bodies when used in a cord set.	HBL6032	HBL6036
Same as above except yellow.	HBL60CM32	HBL60CM36



Angle Adapter

Description	For 3 Wire Devices	For 4 & 5 Wire Devices
Nylon, angle adapter for Insulgrip plugs and connector bodies, cord grip range .325"-.930" (8.3-24).	HBL3WAA	HBL45WAA

PLUGOUT® Lockout Devices

Description	For 3 Wire Devices	For 4 & 5 Wire Devices
Lockout device for attachable 20 and 30A locking plugs, straight body or angle types, with or without weatherproof covers.	HLD	HLD
Lockout device for 20 and 30A 3 wire angle plugs and watertight Safety-Shroud® Twist-Lock® plugs.	HLD2	HLD2

Note: See section Z for additional information on PLUGOUT Lockout devices.

*When installed and used properly with plug and connector body combinations.



For quick visual identification of circuits or configurations.

Colored Cord Clamps*

Description	Color	For 3 Wire Devices	For 4 & 5 Wire Devices
For use with 20A and 30A Insulgrip® Twist-Lock® Plugs and Connectors. Cord diameter: 3 wire .350"-.930" (9-24), 4 & 5 wire .350" – 1.150" (9-29)	Black	HBLTL2CCBK	HBLTL3CCBK
	Blue	HBLTL2CCBL	HBLTL3CCBL
	Brown	HBLTL2CCBR	HBLTL3CCBR
	Dark Blue	HBLTL2CCDB	HBLTL3CCDB
	Green	HBLTL2CCGR	HBLTL3CCGR
	Orange	HBLTL2CCOR	HBLTL3CCOR
	Red	HBLTL2CCRD	HBLTL3CCRD
	Teal	HBLTL2CCTL	HBLTL3CCTL
	White	HBLTL2CCWH	HBLTL3CCWH
	Yellow	HBLTL2CCYL	HBLTL3CCYL

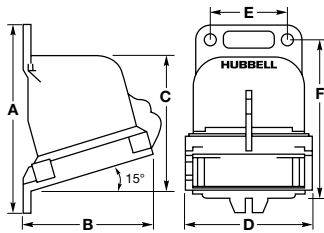


Note: *Clamp only. Contains no screws. Order in increments of 10. Not UL Listed or CSA Certified.

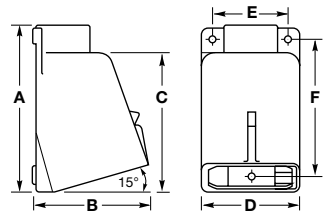
Dimensions in Inches (mm)

Twist-Lock® Devices

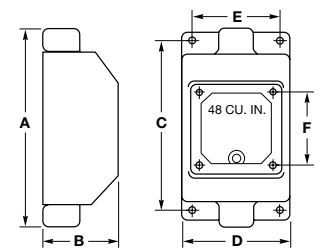
Safety-Shroud® Twist-Lock® Accessories



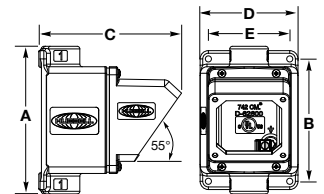
Non-Metallic Angle Box



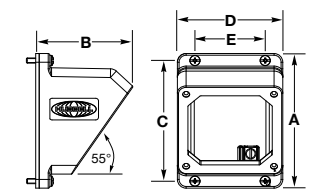
Metallic Angle Box



Metallic Feed Thru Box



AB203055



AA203055



HBL2030AP



AA2030PS

Dimensions in Inches (mm)

15° Angle Non-Metallic Back Box

Description	NPT Hub Size	A Inch (mm)	B Inch (mm)	C Inch (mm)	D Inch (mm)	E Inch (mm)	F Inch (mm)	Cubic Inch Capacity	Catalog Number
For 20A and 30A Watertight Safety-Shroud Twist-Lock Receptacles and Inlets.	1"	5.67" (144.0)	4.44" (112.8)	4.05" (102.9)	3.91" (99.3)	2.35" (59.7)	4.92" (125.0)	30.00"	BB2030N

Note: Hub is not included; order Racco part number 1704. This box meets IP67 requirement and Type 4X requirements when installed with a watertight conduit hub.

15° Angle Metallic Back Boxes

Description	NPT Hub Size	A Inch (mm)	B Inch (mm)	C Inch (mm)	D Inch (mm)	E Inch (mm)	F Inch (mm)	Cubic Inch Capacity	Catalog Number
For 20A and 30A Watertight Safety-Shroud Twist-Lock Receptacles and Inlets.	¾"	5.13" (130.2)	4.00" (101.6)	4.19" (106.4)	3.75" (95.3)	3.00" (76.2)	4.00" (101.6)	30.00"	BB201W
	1"	5.13" (130.2)	4.00" (101.6)	4.19" (106.4)	3.75" (95.3)	3.00" (76.2)	4.00" (101.6)	30.00"	BB301W

Metallic Feed Thru Back Boxes

Description	NPT Hub Size	A Inch (mm)	B Inch (mm)	C Inch (mm)	D Inch (mm)	E Inch (mm)	F Inch (mm)	Cubic Inch Capacity	Catalog Number
For 20A and 30A Watertight Safety-Shroud Twist-Lock Receptacles and Inlets.	¾"	8.25" (209.6)	3.06" (77.8)	7.14" (181.4)	4.50" (114.3)	3.75" (95.3)	3.13" (79.5)	48.00"	FT202W
	1"	8.25" (209.6)	3.06" (77.8)	7.14" (181.4)	4.50" (114.3)	3.75" (95.3)	3.13" (79.5)	48.00"	FT302W

Note: These boxes are cast aluminum and are finished with enamel paint. These boxes withstand a 500-hour salt spray test as well as UL raintight and external icing tests. NPT (metric designator).

55° Angle Metallic Adapter and Back Box

Description	NPT Hub Size	A Inch (mm)	B Inch (mm)	C Inch (mm)	D Inch (mm)	E Inch (mm)	F Inch (mm)	Cubic Inch Capacity	Catalog Number
For 20A and 30A Watertight Safety-Shroud Twist-Lock Receptacles and Inlets.	1"	6.80" (172.4)	5.63" (142.9)	6.60" (167.0)	4.50" (114.3)	3.74" (95.0)	-	45.27"	AB203055

55° Angle Metallic Adapter with Grounding Lug

Description	A Inch (mm)	B Inch (mm)	C Inch (mm)	D Inch (mm)	E Inch (mm)	F Inch (mm)	Cubic Inch Capacity	Catalog Number
For 20A and 30A Watertight Safety-Shroud Twist-Lock Receptacles and Inlets.	4.89" (124.2)	3.33" (84.6)	4.29" (109.1)	3.75" (95.3)	2.50" (63.5)	-	25.00"	AA203055

Straight Watertight Wall Box Adapter

Description	Catalog Number
Adapts 20A and 30A Watertight Safety-Shroud Twist-Lock receptacles and inlets to 2-gang, device mount, FD boxes.	HBL2030AP

Non-Watertight Angle Wall Box Adapter

Description	Catalog Number
Adapts 20A and 30A Watertight Safety-Shroud Twist-Lock receptacles to 1- or 2-gang standard wall boxes (4" or 4 1/16" square).	AA2030PS

Twist-Lock® Devices

Features and Benefits

50 Amp Plugs and Connector Bodies

Hubbell's 50 amp Twist-Lock® devices feature a heavy duty design built for heavy duty applications. These Hubbell 50 amp Twist-Lock plugs and connector bodies are built to go where you need power, even in some of the harshest environments.

On the outside, 50 amp plugs and connectors are made of super tough nylon for better impact resistance. On the plug, the stainless steel shroud not only provides protection and durability, but safety as well. That's because the rigid construction restricts distortion, thus minimizing the possibility of mating incorrect devices.

On the inside are the kinds of features that separate Hubbell from all the rest. The cord grip has been designed with offset gripping jaws to securely hold the conductors – not just the cord jacket. Hubbell's box terminals speed wiring and provide a superior termination. The plug's thermoplastic polyester interior provides excellent heat resistance without compromising strength.

In all, it's the combination of function and performance that Hubbell demands of all its products. That is why we will never add a feature that compromises performance.



CS6361C




CS6360C



Housing Design

- Housing assembly latch slotted to fit standard flat-blade screwdriver providing secure assembly and fast disassembly for wiring
- Super tough nylon housing offers better impact qualities



Internal Design

- Thermoplastic polyester interior provides heat resistance and impact strength
- 6/6 nylon nose – thermoplastic polyester terminal cover provides heat resistance in terminal area and impact strength of nose piece



Safety

- Stainless steel shroud restricts mismatching with the wrong device
- Padlock capable shroud allows compliance to OSHA lockout/tagout regulation 29 CFR 1910.147



Terminals

- Box terminal with hex socket threaded slug is superior because it permits high clamping pressure on conductors without damaging strands



Installation

- Three-piece thermoplastic cord clamp assembly with stainless steel fast lead screws provides a more consistent, durable grip. Sealed cable entry keeps out moisture and dust



Contacts

- One-piece grounding contact on 4-wire devices provides a more reliable grounding system for a safer device

50 Amp, 125, 250 Volts and 480 Volts AC



CS8265C

IP20
SUITABILITY



50A 125V
UL/CSA



50A 250V
UL/CSA




50A 480V AC
UL/CSA

Plugs

Description	Cord Dia.	Catalog Number		
Nylon housing, thermoplastic polyester interior.	.830"-1.250" (21.08-31.75)	CS6361C	CS8265C	CS8465C

Note: See page B-60 for accessories.



CS8275

Flanged Inlets

Description	Catalog Number		
Zinc plated steel casing, thermoset interior.	CS6377†	CS8275	CS8475†



CS8264C

IP20
SUITABILITY



50A 125V
UL/CSA



50A 250V
UL/CSA

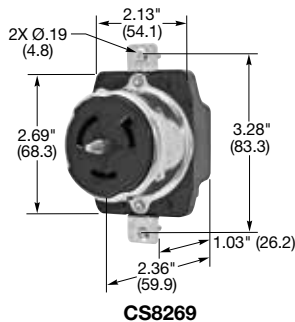


50A 480V AC
UL/CSA

Connector Bodies

Description	Cord Dia.	Catalog Number		
Nylon housing, thermoplastic polyester interior.	.830"-1.250" (21.08-31.75)	CS6360C	CS8264C	CS8464C

Note: See page B-60 for accessories.



CS8269

Receptacles

Description	Catalog Number		
Black phenolic.	CS6370	CS8269	CS8469†

Note: See page B-60 for accessories.
†Not CSA Certified.

Dimensions in Inches (mm)

50 Amp, 125/250, 3Ø 250 Volts and 3Ø 480 Volts AC

IP20
SUITABILITY



50A
125/250V AC
UL/CSA



50A
3Ø 250V AC
UL/CSA



50A
3Ø 480V AC
UL/CSA

Plugs

Description	Cord Dia.	Catalog Number		
Nylon cover, thermoplastic polyester interior.	.830"-1.250" (21.08-31.75)	CS6365C	CS8365C	CS8165C

Note: See page B-60 for accessories.



Flanged Inlets

Description	Catalog Number		
Zinc plated steel casing, thermoset interior.	CS6375	CS8375	CS8175
Zinc plated steel casing, thermoset interior with lift cover.	CS6375M2	-	-
Gray Valox® housing and flange.	HBL6375S*	-	-

Note: *Type 3R, (Not shown).



IP20
SUITABILITY



50A
125/250V AC
UL/CSA



50A
3Ø 250V AC
UL/CSA



50A
3Ø 480V AC
UL/CSA

Connector Bodies

Description	Cord Dia.	Catalog Number		
Nylon cover, thermoplastic polyester interior.	.830"-1.250" (21.08-31.75)	CS6364C	CS8364C	CS8164C
Insulgrip® Connector with conduit adapter. Capable of accepting metallic or non-metallic conduit fittings.	½" NPT Size ¾" NPT Size 1" NPT Size	-	CS8364CA05	-
		-	CS8364CA34	-
		-	CS8364CA10	-

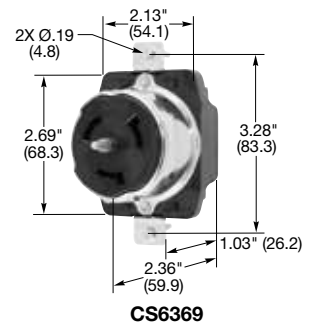
Note: See page B-60 for accessories.



Receptacles

Description	Catalog Number		
Black phenolic.	CS6369	CS8369	CS8169

Note: See page B-60 for accessories.





HBL3763C

IP20
SUITABILITY



Plugs

Description	Cord Dia.	
Nylon housing, thermoplastic polyester interior.	.830"-1.250" (21.08-31.75)	HBL3763C

Note: See page B-60 for accessories.



HBL3777

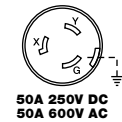
Flanged Inlets

Description	
Zinc plated steel casing, thermoset interior.	HBL3777
Zinc plated steel casing, thermoset interior with lift cover.	HBL3767



HBL3767

IP20
SUITABILITY



Connector Bodies

Description	Cord Dia.	
Nylon housing, thermoplastic polyester interior.	.830"-1.250" (21.08-31.75)	HBL3762C

Note: See page B-60 for accessories.

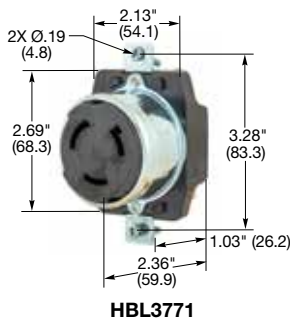
Receptacles

Description	
Black phenolic.	HBL3771

Note: See page B-60 for accessories.



HBL3762C



HBL3771

Dimensions in Inches (mm)

50 Amp, 250 Volts DC and 600 Volts AC

Plugs

Description	Cord Dia.	Catalog Number	
Nylon cover, thermoplastic polyester interior.	.830"-1.250" (21.08-31.75)	HBL3765C	HBL7765C


Note: See page B-60 for accessories.



HBL3765C

Flanged Inlets

Description	Catalog Number
Zinc plated steel casing, thermoset interior.	HBL3775 HBL7958
Zinc plated steel casing, thermoset interior with lift cover.	HBL3768 HBL7968



HBL3775

Connector Bodies

Description	Cord Dia.	Catalog Number	
Nylon cover, thermoplastic polyester interior.	.830"-1.250" (21.08-31.75)	HBL3764C	HBL7764C

Note: See page B-60 for accessories.



HBL3768

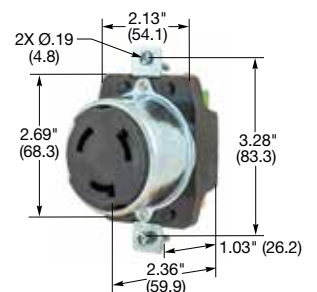
Receptacles

Description	Catalog Number
Black phenolic.	HBL3769 HBL7379

Note: See page B-60 for accessories.



HBL3764C



HBL3769

Important Note: Catalog numbers **HBL7765C**, **HBL7958**, **HBL7968**, **HBL7764C**, **HBL7379** are for replacement use only. See other singly rated 50A Twist-Lock® devices in this section. **HBL3700 series Twist-Lock devices do not interchange with any other devices in this section.**

Dimensions in Inches (mm)

IP44
SUITABILITY

Weatherproof Receptacle Lift Cover Plates for FS/FD Box Mounting

Description	Catalog Number
Corrosion resistant, gray thermoplastic.	HBL7774WO
Same as above except yellow.	HBL77CM74WO
Cast aluminum.	HBL7770

Note: See section N for additional information on weatherproof plates.

Receptacle Plates for FS/FD Box Mounting

Description	Catalog Number
Cast aluminum with lift cover.	HBL7382**
Same as above less lift cover.	HBL7383*
Stainless steel, single gang, wallplate.	SS750[▲]

Receptacle ½" Raised Cover

Description	Catalog Number
Galvanized Steel fits 4" square or 2-gang box.	HBL50SC[▲]

Conduit Adapters for 50A Twist-Lock® Plugs and Connectors

Description	NPT Thread Size	Catalog Number
Thermoplastic housing, conduit adapters for use with CS style 50A Twist-Lock® devices. Available in ½", ¾" and 1" NPT thread sizes.	½"	CS50CA05
	¾"	CS50CA34
	1"	CS50CA10

IP55**
SUITABILITY

Weatherproof Boots

Description	Catalog Number
Seal-Tite® triple seal black elastomeric cover for plugs when used in a cord set and connector bodies when used with flanged inlets.	HBL7716C[†]
Seal-Tite triple seal black elastomeric cover for connector bodies when used with cord sets.	HBL7717C[†]

Inlet Closure Plug

Description	Catalog Number
Black closure plug.	HBL4892[†]

Replacement Parts

Description	Catalog Number
Cord clamp Kit.	HBLCSCK

Note: •Will only fit non-"CS" type 50A Twist-Lock receptacles.

*Not UL Listed "WDL Closed".

**When installed and used properly with plug and connector body combinations.

▲IP20 SUITABILITY.


†Not UL Listed.



HBL7770



SS750



HBL50SC



CS50CA34



HBL7716C



HBL7717C



HBL4892



HBLCSCK

Twist-Lock® Devices

Features and Benefits

Hubbellock® Plugs and Connector Bodies

The Hubbellock devices feature an exclusive design unlike any other in the industry. The unique design is built to provide the safest heavy duty device even in some of the harshest environments. These Hubbellock plugs and connector bodies are built with a super tough nylon housing for high impact resistance and a one of kind interior design for superior safety that Hubbell is known for.

The male contacts are molded into the nose for damage resistance and completely eliminate the chance of deformity. Additionally, the plug as well as the connector retains power mechanical cord grips that not only secure the cable but also clamp down on the conductors in order to provide unrivaled strain relief.

Inside the connector is Hubbell's unique safety design. With unparalleled box terminations the connector interior holds a spring-loaded safety shutter to provide the ultimate arc protection. Furthermore the exceptional heat and impact resistance is maintained by the thermoplastic interior contributing to a longer lasting device.

In all, the one of a kind function of the Hubbellock devices provide a safe and dependable performance in the most demanding applications.



HBL21415B




HBL21414B

Note: The cut-away views below are construction elements pertaining specifically to the 30A Hubbellock series. While the Hubbellock contact interface design applies to all, there are construction elements that are different, depending on the amperage.



Housing Design

- Insulated non-metallic housing enhances safety and abuse resistance
- Impact resistance in the interior of the female device comes from a strong thermoplastic material




Internal Design

- No "lazy" connections because a spring-loaded safety shutter automatically ejects the plug if it hasn't been properly locked into the female device. This eliminates teasing of the contacts, a major cause of contact burn-up
- Arcs are snuffed out, when devices are mated or unmated under load, by spring-loaded safety shutter



Safety

- Enhanced safety because access to live female contacts is restricted by the spring-loaded safety shutter




Terminals

- Superior wire terminations are assured with box terminals and screws with pressure pads. This design captures stray wire strands and permits more clamping pressure on the wire without damaging it. Loosening of terminations and resulting heat build-up are greatly reduced



Installation


- Three-piece thermoplastic clamp assembly with fast-lead stainless screws provides a more consistent durable grip. Grommets provide a sealed cable entry that protects against the entry of moisture and dust



Contacts

- Positive locking is ensured by the nose of the plug being keyed into a detent in female device. This lock is independent of the contacts or a separate mechanical lock
- Longer contact life is assured by supplementary springs. Other devices rely just on contacts themselves to provide proper contact pressure

20 Amp, 125 Volts



HBL23035B

IP30
SUITABILITY



20A 125V

Plug

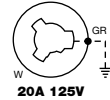
Description	Cord Dia.	Catalog Number
Nylon housing, thermoset interior.	.320"-.660" (8.12-16.5)	HBL23035B



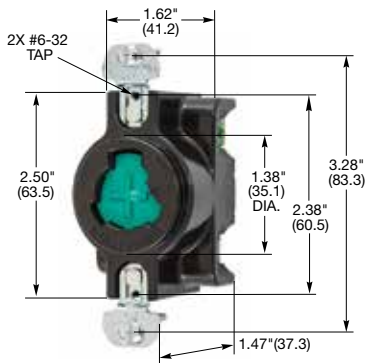
HBL23032B

Connector Body

Description	Cord Dia.	Catalog Number
Nylon housing, thermoset interior.	.320"-.660" (8.12-16.5)	HBL23032B



20A 125V



HBL23030

Receptacle

Description	Catalog Number
Black phenolic, back wired.	HBL23030

Note: Devices listed above are not interchangeable with any other Hubbell device listed in this catalog.



20A 125V

Accessories

Weatherproof Covers

Description	Catalog Number
Gray polycarbonate for FS/FD box mounting, corrosion resistant. IP44 SUITABILITY.	HBL7423WO
Same as above except yellow.	HBL74CM23WO
Cast aluminum, lift cover for indoor use only.	HBL23007
Stainless steel 302/304, single receptacle wallplate.	SS7
Stainless steel 430, single receptacle wallplate.	SS7L



HBL7423WO



HBL23007

Dimensions in Inches (mm)


Twist-Lock® Devices

20 Amp, 125 Volts AC or DC, 10 Amp, 250 Volts DC, 480 Volts AC

Plug

Description	Cord Dia.	Catalog Number
Nylon housing, thermoset interior.	.320"-.660" (8.12-16.5)	HBL23005GB

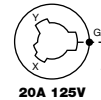
IP30
SUITABILITY



HBL23005GB

Connector Body


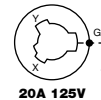
Description	Cord Dia.	Catalog Number
Nylon housing, thermoset interior.	.320"-.660" (8.12-16.5)	HBL23002GB



HBL23002GB

Receptacle

Description	Catalog Number
Black phenolic, back wired.	HBL23000G



HBL23000G

Accessories

Weatherproof Covers

Description	Catalog Number
Gray polycarbonate for FS/FD box mounting, corrosion resistant. IP44 SUITABILITY.	HBL7423WO
Same as above except yellow.	HBL74CM23WO
Cast aluminum, lift cover for indoor use only.	HBL23007
Stainless steel 302/304, single receptacle wallplate.	SS7
Stainless steel 430, single receptacle wallplate.	SS7L



HBL7423WO



HBL23007

Dimensions in Inches (mm)

30 Amp, 600 and 480 Volts AC, 20 Amp, 250 Volts DC




HBL21415B



HBL20445B

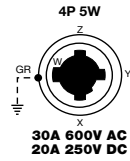
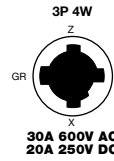


HBL25415B



HBL21447

IP30
SUITABILITY



Plugs

Description	Cord Dia.	Catalog Number		
Black nylon housing, thermoplastic interior.	.700"-1.200" (17.78-30.5)	HBL21415B	-	-
Same as above except corrosion resistant.	.700"-1.200" (17.78-30.5)	HBL21CM415B	-	-
Red nylon housing, thermoset interior.	.700"-1.200" (17.78-30.5)	-	HBL20445B[†]	-
Black nylon housing, thermoset interior, steel shroud.	.700"-1.200" (17.78-30.5)	-	-	HBL25415B

Note: See page B-68 for accessories.
[†]Not CSA Certified.

Flanged Inlets

Description	Catalog Number		
Weathertight, corrosion resistant, nickel plated brass plate, for FS/FD box mounting.	HBL22CM428	-	-
Black phenolic interior, aluminum housing, for FS/FD box mounting (not shown).	HBL20418	-	-
Aluminum angle housing, with ¼" NPT hub for surface mounting.	HBL21447	-	-

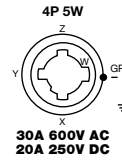
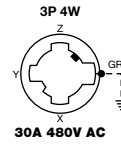
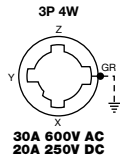


SEHBL3 - Switched enclosure for use with 3 pole 4 wire 30A Hubbellock receptacle. Receptacle not included. See page B-37 for additional information.

Dimensions in Inches (mm)

30 Amp, 600 and 480 Volts AC, 20 Amp, 250 Volts DC

IP30
SUITABILITY



Connector Bodies

Description	Cord Dia.	Catalog Number		
Black nylon housing, thermoplastic interior.	.700"-1.200" (17.78-30.5)	HBL21414B	-	-
Same as above except corrosion resistant.	.700"-1.200" (17.78-30.5)	HBL21CM414B	-	-
Red nylon housing, thermoset interior.	.700"-1.200" (17.78-30.5)	-	HBL20444B	-
Black nylon housing, thermoplastic interior.	.700"-1.200" (17.78-30.5)	-	-	HBL25414B

Note: See page B-68 for accessories.



Receptacles

Description	Catalog Number		
Black phenolic.	HBL20403		
Weathertight, corrosion resistant, nickel plated brass plate, for FS/FD box mounting. IP44 SUITABILITY.	HBL22CM427	-	-
Aluminum angle housing, with 3/4" NPT hub for surface mounting. IP44 SUITABILITY.	HBL21420		
Black phenolic, red center insert.	-	HBL20443	-
Black phenolic interior, aluminum housing, blue finish, for FS/FD box mounting.	-	-	HBL25403
Black phenolic interior, aluminum weatherproof housing, blue finish for FS/FD box mounting. IP44 SUITABILITY.	-	-	HBL25250

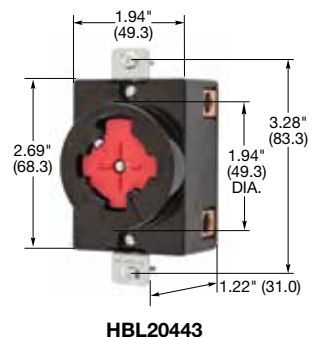
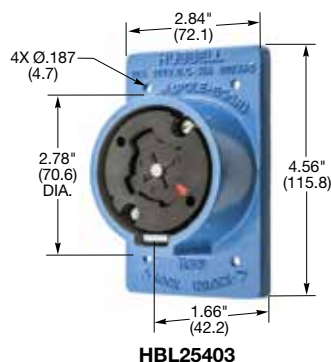

Note: See page B-68 for accessories.



Receptacle Accessories

Description	Catalog Number
Thermoplastic, wet and damp locations with cover "open", gray.	HBL7428WOG*
Thermoplastic, wet and damp locations with cover "open", yellow.	HBL7428WOY*
Thermoplastic, wet and damp locations with cover "open", red.	HBL7428WOR*
Cast aluminum, wet locations only when cover "closed" and damp locations, lift cover plate.	HBL20405
Cast aluminum, wet locations only when cover "closed" and damp locations, red finish.	HBL20446
302/304 stainless, single gang, smooth. NOT weatherproof.	SS737

Note: *Features two #6-32 threaded inserts to back mount device to cover.



Dimensions in Inches (mm)

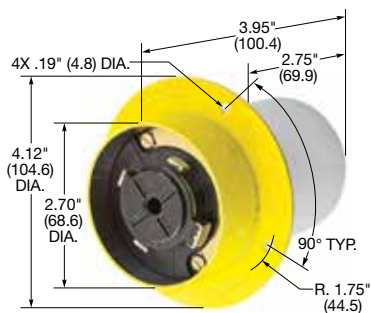
60 Amp, 600 Volts AC



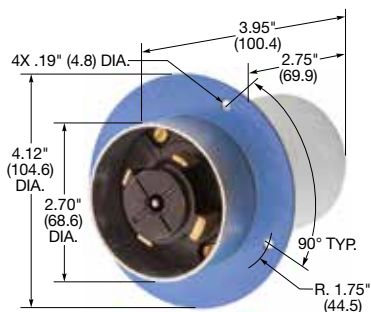
HBL26419



HBL26519

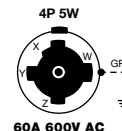
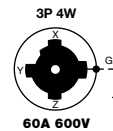


HBL26422



HBL26522

IP30
SUITABILITY



Plugs

Description	Cord Dia.	Catalog Number	
Black phenolic interior with yellow thermoplastic sleeve over steel housing.	.920"-1.450" (23.36-36.83)	HBL26419	-
Black phenolic interior with blue thermoplastic sleeve and steel housing.	1.00"-1.50" (25.40-38.10)	-	HBL26519

IP30
SUITABILITY

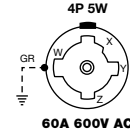
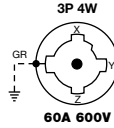
Flanged Inlets

Description	Catalog Number	
Black phenolic interior with steel housing and flange.	HBL26422	-
Black phenolic interior with steel housing and flange with blue finish.	-	HBL26522

Dimensions in Inches (mm)

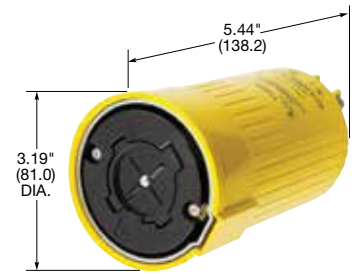
60 Amp, 600 Volts AC

IP30
SUITABILITY




Connector Bodies

Description	Cord Dia.	Catalog Number
Black phenolic interior with yellow thermoplastic sleeve over steel cover.	.920"-1.450" (23.36-36.83)	HBL26418 -
Black phenolic interior with blue thermoplastic sleeve over steel cover.	1.00"-1.50" (25.40-38.10)	- HBL26516



HBL26418

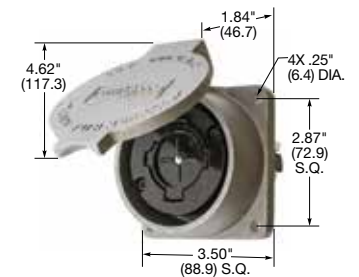


HBL26516

IP44
SUITABILITY

Receptacles

Description	Catalog Number
Black phenolic interior with short aluminum housing and lift cover.	HBL26410 -
Black phenolic interior with long aluminum housing and lift cover.	HBL26420 -
Black phenolic interior with long aluminum housing with lift cover and blue finish.	- HBL26520




HBL26410

IP30
SUITABILITY

Flanged Receptacles

Description	Catalog Number
Black phenolic interior with steel housing and flange.	HBL26421 -
Black phenolic interior with steel housing and flange with blue finish.	- HBL26521

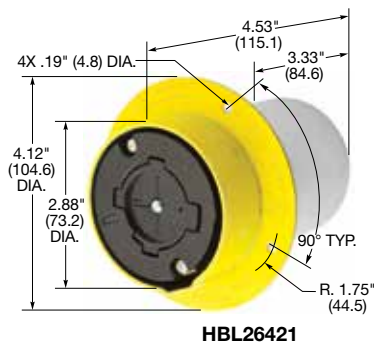


HBL26420

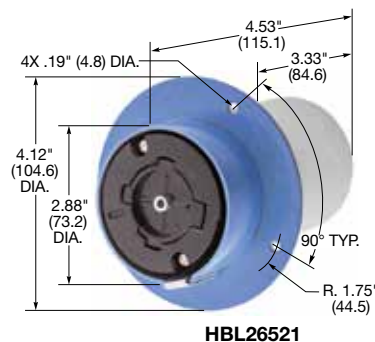
Receptacle Box and Adapter Plates (Box requires one adapter)

Description	Catalog Number
Box, cast aluminum, only for 60A Hubbelllock receptacles.	HBL26401
Straight adapter plate.	HBL26402
45° adapter plate.	HBL26404

Note: Straight or angle adapter plate must be used when mounting a 60A receptacle to HBL26401 box. Cannot be used with round flanged receptacles and inlets. See page B-68 for additional information.



HBL26421



HBL26521



HBL26520

Dimensions in Inches (mm)

Hubbellok® Accessories



HBL20405



SEHBL3



SAB34



HBL20424B



HBL20425B



H660A

30 Amp Hubbellok® Accessories

Receptacle Plates for FS/FD Box Mounting

Description	Catalog Number
Thermoplastic, wet and damp locations with cover "open", gray.	HBL7428WOG*
Thermoplastic, wet and damp locations with cover "open", yellow.	HBL7428WOY*
Thermoplastic, wet and damp locations with cover "open", red.	HBL7428WOR*
Cast aluminum, wet location only when cover "closed" and damp locations, lift cover plate.	HBL20405
Cast aluminum, wet location only when cover "closed" and damp locations, red finish.	HBL20446
302/304 stainless, single gang, smooth. NOT weatherproof.	SS737

Note: *Features two #6-32 threaded inserts to back mount device to cover.

Switched Enclosure

IP54
SUITABILITY

Description	Catalog Number
Switched enclosure for use with 30A 3 pole 4 wire Hubbellok receptacle. Receptacle not included.	SEHBL3

Note: For more information on switched enclosures see page B-37.

Liquidtight Metallic Conduit Adapters

Description	Catalog Number
Adapter for use with 1/2" NPT conduit fittings.	SAB12
Adapter for use with 3/4" NPT conduit fittings.	SAB34

Boots

Description	Catalog Number
"Mini" boot for 4 wire Hubbellok connector body.	HBL20424B†
"Mini" boot for 4 wire Hubbellok plug.	HBL20425B†

Note: †Not UL Listed or CSA Certified.

60 Amp Hubbellok® Accessories

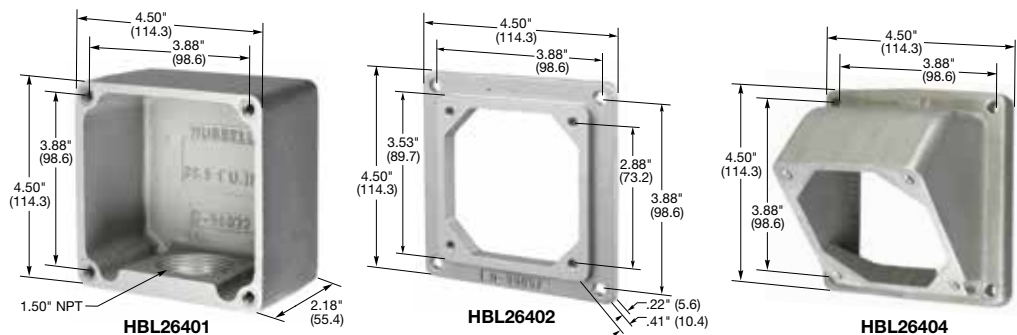
Receptacle Box and Adapter Plates (Box requires one adapter)

Description	Catalog Number
Box, cast aluminum, only for 60A Hubbellok receptacles.	HBL26401
Straight adapter plate.	HBL26402
45° adapter plate.	HBL26404

Note: Straight or angle adapter plate must be used when mounting a 60A receptacle to HBL26401 box. Cannot be used with round flanged receptacles and inlets.

Kellems® Cable Grip

Description	Cord Diameter	Catalog Number
Cable grip.	.830"-1.000" (21.1-25.4)	H660A
Cable grip (not shown).	1.000"-1.140" (25.4-28.9)	H661A
Cable grip (not shown).	1.125"-1.328 (28.6-33.7)	H662A



Dimensions in Inches (mm)

Twist-Lock® Devices

Technical Information

15-30 Amp Twist-Lock and Safety-Shroud® Devices

Specifications

Listings

Listed to UL Standard 498 (Attachment Plugs and Receptacles).

Fed. Spec. W-C-596 (Insulgrip® and Safety-Shroud®).

Certified to CSA Standard C22.2 No.42 (General Use Receptacles, Attachment Plugs and Similar Wiring Devices).

Plugs and Connector Bodies (Insulgrip®)

15-30A

Blade/Contact Carrier	Natural (white) nylon
Terminal Retainer	Clear polycarbonate
Cover (Housing)	Black nylon (yellow in "CM" devices)
Cord Clamp	Natural (white) nylon
Dust Shield	EPDM
Blades/Contacts	Brass
Terminal Clamp	Cold rolled steel – nickel plated
Terminal Screws	15A (8-32), 20-30A (10-32) Brass (white finish on neutral screw when used)
Grounding Screw	Brass (green finish)
Cord Clamp Screws	Steel, zinc plated
Body Holding Screws	Steel, zinc plated

Flanged Inlet/Receptacles

15-30A

Flanged Casing	Natural (white) nylon
Blade/Contact Carrier	Natural (white) nylon
Terminal Retainer	Clear polycarbonate
Blades/Contacts	Brass
Drive Screws	Steel, zinc plated
Terminal Clamp	Cold rolled steel, nickel plated
Terminal Screws	15A (8-32), 20-30A (10-32) Brass (white finish on neutral screw when used)
Grounding Screw	Brass (green finish)
Mounting Screws	Nickel plated brass round head screws
Screw Sizes	15A: 6-32, 3/8" long 20A and 30A: 8-32, 7/16" long

Receptacle, Single	15A	20A and 30A
--------------------	-----	-------------

Receptacle, Single	15A	20A and 30A
Cover (Top)	Nylon (Black)	Nylon (Black)
Base	RTP (Black)	RTP (Natural)
Contact Springs	.031" Brass	.040" Brass
Clamp	.031" Brass	.040" Brass
Ground Contact	.031" Brass	.040" Brass
Ground Shunt	–	.015" Brass
Bridge (Mounting Strap)	.050" Steel, zinc plated	–
End Plates (Mounting)	–	.050" Brass
Back Plate	–	.040" Brass
Terminal Screws	Brass (8-32)	Brass (10-32) (white finish on neutral screw when used)
Grounding Screw	Brass (Green)	Bronze (Green)
Flat Head Mounting Screws	Steel, zinc plated	Steel, zinc plated
Auto Ground Clip	Stainless steel	Stainless steel (Used only on IG receptacle)

Safety-Shroud® Receptacles Angle, Surface Semi-Flush

20-30A

Housing and Mounting Flange	Gray Valox®
Mounting Plate (Angle Housing Only)	Galvanized steel
Body Contact Carrier	Natural (white) nylon
Terminal Retainer	Clear polycarbonate
Body Holding Screws	Steel, zinc plated
Contact Springs	Brass
Spring Binding Plate	Brass
Terminal Clamp	Steel, nickel plated .080" curved, scalloped
Terminal Screws	10-32 Brass (white finish on neutral screw when used)
Grounding Screw	Brass (green finish)
Mounting Plate Screws	Steel, zinc plated
Wallplate Mounting Screws	Steel, zinc plated

Safety-Shroud® Twist-Lock® Plug

20-30A

Insulgrip Plug with Safety-Shroud installed	
Safety-shroud	White Valox®
Cord Clamp	White nylon

Performance (Twist-Lock® and Safety Shroud Devices)

Electrical	
Dielectric Voltage	Withstands 2,000V minimum.
Max. Working Voltage	600 Volts RMS.
Current Interrupting	Certified for current interrupting at full rated current.
Temperature Rise Fed. Spec.	Max 30°C temperature rise at full rated current after 250 cycles of overload at 200% of rated current at a power factor of 75% (WC 596).

Mechanical (Twist-Lock® and Safety Shroud Devices)

Cord Accommodation (Plugs and connectors only)	Round portable service cords of diameters commensurate with the device rating as defined in UL Standard 62, CSA C22.2 No. 49.
Cord Grip Accommodation (Insulgrip)	15A: .230"-.720" (5.8-18.3); 20A and 30A 3W: .360"-.930" (9-24); 20A and 30A 4W-5W: .350"-.1.150" (9-29).
Terminal Identification	Terminals identified in accordance with UL 498 (X, Y, Z, White, Green).
Terminal Accommodation	20A and 30A, #16-#8 AWG. 15A, #18-#10 AWG. Solid or stranded copper wire only.
Product Identification	Ratings are a permanent part of the device housing.

Environmental (Twist-Lock® and Safety Shroud Devices)

Flammability (Enclosure)	HB or better per UL94/CSA 22.2 No. 0.17.
Plugs, Connectors, Flanged Receptacles and Flanged Inlets Receptacles (Box Mount)	V2 or better.
Operating Temperatures	Maximum Continuous 75°C. Minimum -40°C (w/o impact).

Valox® is a trademark of SABIC Innovative Plastics, acquired from General Electric Company.

Twist-Lock® Devices

Technical Information

20 and 30 Amp Watertight Safety-Shroud® Twist-Lock® Devices

Specifications

Listings

Listed to UL Standard 498 (Attachment Plugs and Receptacles).

Certified to CSA Standard No.42 (General Use Receptacles, Attachment Plugs and Similar Wiring Devices).

Fed. Spec. WC-596.

UL Listed, CSA Certified to Type 4, 4X and Type 12.

Part	Materials
Watertight Safety-Shroud® Plug (Insulgrip®)	20 and 30A
Blade Holder	Natural (white) nylon
Terminal Retainer	Clear polycarbonate
Cover (Housing)	Black Valox®
Cord Clamp	White Valox®
Blades	Brass
Terminal Clamp	Steel, nickel plated .080" curved scalloped
Terminal Screws	10-32 brass (white finish on neutral screw when used) multiple drive head
Grounding Screw	Brass (green finish) combination head
Cord Clamp Screws	Stainless steel 302/304, combination head
Body Holding Screws	Stainless steel 302/304, combination head
Closure Cap and Strap	Neoprene EPDM Blend

Watertight Safety-Shroud® Connector (Insulgrip®) 20 and 30A

Body Contact Carrier	Natural (white) nylon
Terminal Retainer	Clear polycarbonate
Contact Spring	Brass
Spring Binding Plate	Brass
Cover (Housing)	Black Valox®
Cord Clamp	White Valox®
Terminal Clamp	Steel, nickel plated .080" curved scalloped
Terminal Screws	10-32 brass (white finish on neutral screws when used) multiple drive head
Grounding Screw	Brass (green finish) combination head
Cord Grip Screws	Stainless steel 302/304, combination head
Body Holding Screws	Stainless steel 302/304, combination head
Closure Cap and Strap	Polypropylene with Neoprene gasket

Watertight Safety-Shroud Receptacle, Single* 20 and 30A

Housing and Flange	Gray Valox
Body Contact Carrier	Natural (white) nylon
Terminal Retainer	Clear polycarbonate
Drive Screws	Steel, zinc plated
Contact Spring	Brass
Spring Binding Plate	Brass
Terminal Clamp	Steel, nickel plated .080" curved, scalloped
Flange Gasket	Closed-cell neoprene foam
Lid Gasket	Closed-cell neoprene foam
Cover Hinge Pin	Stainless steel 302/304
Cover Spring	Stainless steel 302/304
Terminal Screws	10-32 brass (white finish on neutral screw when used) multiple drive head
Grounding Screw	Brass (green finish) combination head
Mounting Screws	Stainless steel 302/304 combination head

Watertight Safety-Shroud® Flanged Inlet 20 and 30A

Housing and Flange	Gray Valox
Blade Holder	Natural (white) nylon
Terminal Retainer	Clear polycarbonate
Blades	Brass
Drive Screws	Steel, zinc plated
Terminal Clamp	Steel, nickel plated .080" curved scalloped
Terminal Screws	10-32 brass (white finish on neutral screw when used) multiple drive head
Grounding Screw	Brass (green finish) combination head
Closure Cap	Neoprene EPDM blend
Mounting Screws	Stainless steel 302/304 combination head

Performance

Electrical

Dielectric Voltage	Withstands 2,000V minimum.
Max. Working Voltage	600 Volts RMS.
Current Interrupting	Certified for current interrupting at full rated current.
Temperature Rise	Max 30°C temperature rise at full rated current after 250 cycles of overload at 200% of rated current at a power factor of 75% (WC 596).

Mechanical

Cord Accommodation (Plugs and connectors only)	Round portable service cords of diameters commensurate with the device rating as defined in UL Standard 62, CSA C22.2 No. 49.
Cord Grip Accommodation	20 and 30A, 3W: .32"- .93" (8.1-24.0mm) #16-3 Type SJ-#8-3 Type S, SO; 20 and 30A, 4W: .35"-1.15" (9.0-29.2mm) #16-4 Type SJ-#8-4 Type S, SO; 20 and 30A, 5W: .35"-1.15" (9.0-29.2mm) #16-5 Type S, SO - #8-5 Type S, SO.
Terminal Identification	Terminals identified in accordance with UL 498 (X, Y, Z, White, Green).
Terminal Accommodation	#16- #8 AWG solid or stranded copper wire only.
Product Identification	Ratings are a permanent part of the device blade holder, and are also labeled on device color coded by voltage, visible in use. Catalog No. I.D. is on device visible in use.

Environmental

Moisture Resistance	Type 4, 4X, 12, IP66 suitability.
Flammability (Enclosure)	V0 per UL94 or CSA 22.2 No. 0.17.
Operating Temperatures	Maximum Continuous 75°C; Minimum -40°C (w/o impact).

Note: *Suitable for use as a flanged receptacle.

Valox® is a trademark of SABIC Innovative Plastics, acquired from General Electric Company.

Twist-Lock® Devices

Technical Information

50 Amp Twist-Lock® Devices

Specifications

Listings

Listed to UL Standard 498 (Attachment Plugs and Receptacles).

Certified to CSA Standard No. 42 (General Use Receptacles, Attachment Plugs and Similar Wiring Devices).

Part	Materials
Plug (Twist-Lock)	50A
Blade Holder	Thermoplastic polyester (black)
Power Blades	Brass
Terminal Set Screw	Stainless steel
Terminal Retainer	Thermoplastic polyester
Front and Rear (housing)	Supertough nylon
Cord Clamp	Thermoplastic polyester (white)
Seal	Neoprene
Seal Cup	Nylon
Box Terminal	Copper
Latches	Supertough nylon
Ground Contact Spring	One piece copper/nickel
Cord Clamp Screws	302/304 Stainless steel
Shroud	302/304 Stainless steel

Part	Materials
Connector (Twist-Lock)	50A
Contact Nose	Nylon (black)
Terminal Retainer	Thermoplastic polyester (black)
Terminal Set Screw	302/304 Stainless steel
Contact Spring	Brass
Assembly Ring	302/304 Stainless steel
Front and Rear (housing)	Supertough nylon (black)
Latches	Supertough nylon (white)
Cord Clamp	Thermoplastic polyester (white)
Box Terminal	Copper
Contact Holder	Thermoplastic polyester (black)
Ground Contact	One piece copper/nickel
Seal Cup	Nylon
Cord Grip screws	302/304 Stainless steel
Seal	Neoprene

Part	Materials
Flanged Inlet	50A
Flanged Casing	.062" Steel, zinc plate
Blade Holder	Phenolic
Pressure Screws	Steel, zinc plate
Blades	.100" Brass
Ground Spring	.025" Bronze
Terminals	.050" Steel, brass finish
Grounding Terminal	.062" Copper, green finish
Round Head Screws	Steel, zinc plate

Part	Materials
Receptacle	50A
Body	Phenolic
Face	Phenolic
Contact Springs	.100" Brass alloy
Contact Binding Plates	.100" Brass
Ground Contact	.031" Brass
Insulator	.093" Laminated phenolic
Bridge (Mounting Strap)	.062" Steel, zinc plate
Pressure Screws	Steel, zinc plate
Terminals	.050" Steel
Casing	.062" Steel, zinc plate
Center Pin (CS Devices)	Steel, zinc plate

Product Identification

Ratings	Molded into face for all devices and stamped into stainless steel shroud on plug devices.
Catalog Number	Molded into face for plug and connector bodies and stamped into stainless steel shroud on plug devices.

Performance

Electrical

Dielectric Voltage	Withstands 2,000V minimum.
Max. Working Voltage	600 Volts RMS.
Current Interrupting	Certified for current interrupting at full rated current.
Temperature Rise	Max. 30°C temperature rise at full rated current after 50 cycles of overload at 150% rated DC current (UL 498).

Mechanical

Terminal Accommodation	#8 AWG min. - #4 AWG max. Solid or stranded copper wire only.
Cord Grip Accommodation	Round cords types: S, SO, ST .830"-1.250" (21.08-31.75).

Environmental

Flammability	UL 94 V0 for Receptacles and Inlets. HB or better for Plugs and Connectors.
Operating Temperatures	Maximum continuous 75°C; minimum -40°C (w/o impact).

Note: Please consult the factory for product dimensions and specifications for other products listed in this catalog.

Twist-Lock® Devices

Technical Information

Switched Twist-Lock® and Hubbellock® Enclosures

Specifications

Typical Specifications	
Manufacturer's Identification	Hubbell SETL3/SEHBL3-SE2730A.
Description	Lockable Switched Enclosure. This unit is a complete enclosure ready to accept any 20 or 30A Twist-Lock or 30A Hubbellock receptacle.
Electrical Type	2 Pole + Earth through 4 Pole and Earth.
Rating	20 or 30A, 125V through 3ØY 347/600V AC.
Configuration	NEMA Locking L5-20R through L23-30R.
Enclosure Type	Outdoor – Type 3R (Rainproof, Sleet, External Ice), IP54 suitability. Indoor – Type 12K (Dust-tight, Falling Dirt, Noncorrosive Liquids, with Knockout).
Enclosure Material	Non-metallic enclosure suitable for metallic conduit.

Materials

Part	Materials
Base	Valox®
Top	Valox®
Handle	Valox®
Conduit Hub	Zinc ¾" watertight
Enclosure Gasket	Neoprene
Shaft	Valox®
Shaft Seal	Molded neoprene
Frame	Galvanized steel
Lift Cover	Valox®
Enclosure Screws	Stainless steel 300 series
Hinge Spring and Pin	Stainless steel 300 series

Performance

Electrical	
Dielectric Voltage	Withstands 3,000V minimum.
Max. Working Voltage	600V RMS.
Current Interrupting	Certified for current interrupting at full rated current and voltage.
Short Circuit Withstand	Suitable for use on a circuit capable of delivering not more than 10,000 RMS symmetrical amperes at the voltage rating of the receptacle.
Operations	Mechanical 10,000 cycles; Electrical 6,000 cycles.
Mechanical	
Impact Resistance	In accordance with UL 746C.
Terminal Identification	In accordance with UL, CSA and international conventions.
Product Identification	Identification and ratings are part of external label and receptacle face.
Weight	3.5 pounds.
Mounting	External fully adjustable feet.
Environmental	
Moisture Resistance	Outdoor – Type 3R (Rainproof, Sleet, External Ice), IP54 suitability. Indoor – Type 12K (Dust-tight, Falling Dirt, Noncorrosive Liquids, with Knockout).
Flammability	UL94 – 5 VA and V0 classification.
Operating Temperature	Maximum continuous +75°C; Minimum continuous -40°C.
UV Resistance	All materials are UV stabilized.

Note: This device provides on/off switched control of a plug connected load and includes lockout provision: ON-OFF control knob (in the OFF position) accepts up to a ¾" (8.0) diameter shackle of suitable padlock lockout device to isolate energy from the receptacle and cord connected equipment as a method of compliance to OSHA Lockout/Tagout Regulation 29CFR Part 1910.147.

Valox® is a trademark of SABIC Innovative Plastics, acquired from General Electric Company.

Twist-Lock® Devices

Technical Information

Mechanical Interlock Switched Safety Enclosures

Specifications

Typical Specifications

Manufacturer's Identification	Hubbell HBLMITL.
Description	Circuit-Lock Mechanical Interlock.
Electrical Type	2 Pole + Earth through 4 Pole and Earth.
Rating	Up to 30A, 3Ø 600V AC.
Enclosure Type	Outdoor – 4X (Watertight, Washdown); Indoor – 12K (Dust-tight, Falling Dirt and noncorrosive liquids with knockout. IP66 suitability.
Enclosure Material	Non-metallic enclosure suitable for metallic conduit.

Materials

Part	Material
Base	Valox®
Top	Valox®
Handle	Valox®
Conduit Hub	Zinc ¾" watertight
Enclosure Gasket	Neoprene
Shaft	Valox®
Shaft Seal	Neoprene
Frame	Galvanized steel
Enclosure Screws	Stainless steel 300 series

Performance

Electrical

Dielectric Voltage	Withstands 3,000V Min.
Max. Working Voltage	600V RMS.
Current Interrupting	Certified for current interrupting at full rated current voltage.
Short Circuit Withstand Rating	Suitable for use on a circuit capable of delivering not more than 10,000 RMS symmetrical amperes at the voltage rating of the receptacle.
Operations	Mechanical 10,000 cycles; Electrical 6,000 cycles.

Mechanical

Impact Resistance	In accordance with UL 746C.
Terminal Identification	In accordance with UL, CSA.
Product Identification	Identification and ratings are part of the external label and receptacle face.
Weight	3.5 pounds.
Mounting	External full adjustable feet.

Environmental

Moisture Resistance	Outdoor – 4X (Hose-Directed Water, Corrosion Resistance), IP66 suitability.
Flammability	Meets UL 94V0 material classification.
Operating Temperature	Maximum continuous +75°C; Minimum continuous -40°C.
UV Resistance	All exposed materials are UV stabilized.

Valox® is a trademark of SABIC Innovative Plastics, acquired from General Electric Company.

Twist-Lock® Devices

Technical Information

Valise® Plugs and Connectors

Specifications

Plugs

Typical Specification - Catalog No. HBL4723VY.
Description - Straight Body Plug
Type - 2 Pole, 3 Wire, Grounding
Rating - 15 and 20A 125V, 250V, and 277V AC, 30A 125 and 250V
Certification - UL Listed File E1706, CSA Certified
IP SUITABILITY - **IP20**

Connector Bodies

Typical Specification- Catalog No. HBL4729VY
Description - Straight Body Connector
Type - 2 Pole, 3 Wire, Grounding
Rating - 15 and 20A 125V, 250V, and 277V AC, 30A 125 and 250V
Certification - UL Listed File E1706, CSA Certified
IP SUITABILITY - **IP20**

Part	Material
Plug	15, 20 and 30A
Housing	Nylon
Blades	Brass
Ground Blade	Brass
Terminal Screws	Steel multiple drive
Cable Inserts	Polyphenylene Oxide
Terminal Clamps	CR Steel
Body Holding Screws	Steel multiple drive

Part	Material
Connector	15, 20 and 30A
Housing	Nylon
Contact and Ground Springs	Brass
Terminal Screws	Steel multiple drive
Cable Inserts	Polyphenylene Oxide
Terminal Clamps	CR Steel
Body Holding Screws	Steel multiple drive

Performance

Electrical

Dielectric Voltage Withstands 2,000V minimum.
Max. Working Voltage 125V, 250V or 277V AC as rated.
Current Interrupting Certified for full rated current.
Temperature Rise Max. 30°C temperature rise at full rated current after 50 cycles of overload at 150% rated DC current.

Mechanical

Terminal Identification Screw Color per UL 498 (Brass, White and Green).
Terminal Accommodation 15A-18 to 12AWG. Solid or stranded copper wire only.
20A-18 to 10AWG. Solid or stranded copper wire only.
30A-14 to 8AWG. Solid or stranded copper wire only.
Product Identification Molded rating on device face.
Torque 12 in-lb terminal screws, 7 in-lb assembly screws.

Cord Range

15A .220" to .660" (5.6mm to 16.8mm).
20A .325" to .720" (8.26mm to 18.3mm).
30A .590" to .930" (15.0mm to 23.6mm).

Environmental

Flammability UL 94HB.
Operating Temperature Maximum continuous 75°C, minimum -40°C (w/o impact).

Standards

Listed to UL Standard UL498
Certified to CSA Standard C22.2 No. 42