

DIMENSION SHEET FOR CAT. NO. M-12143

SEE FIELD OF DRAWING

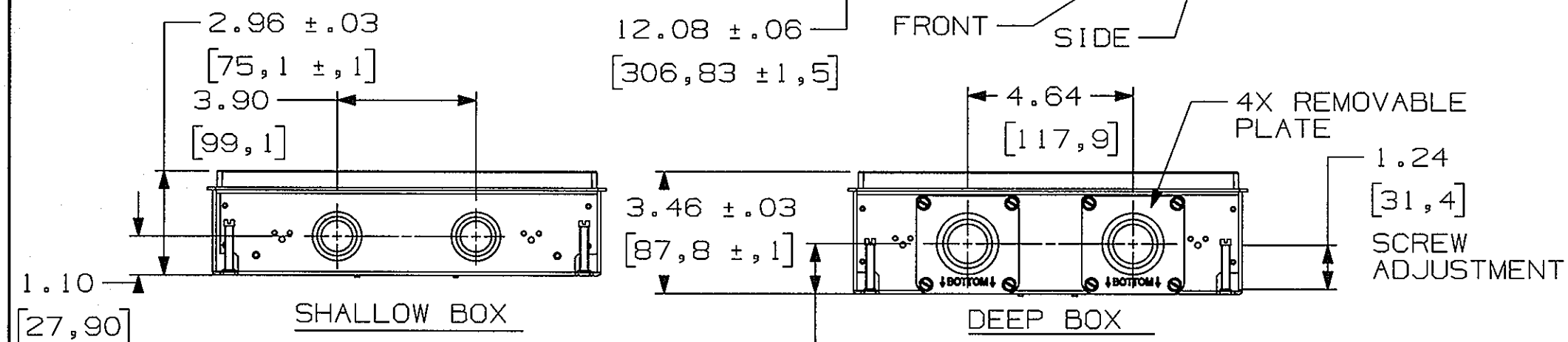
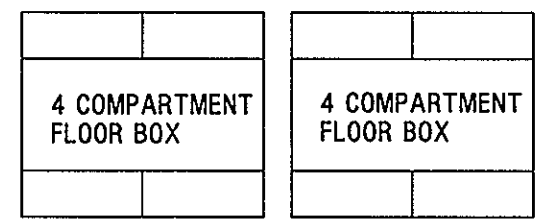
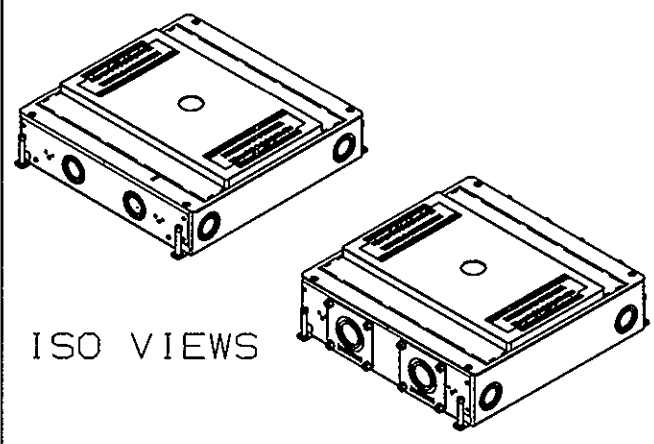
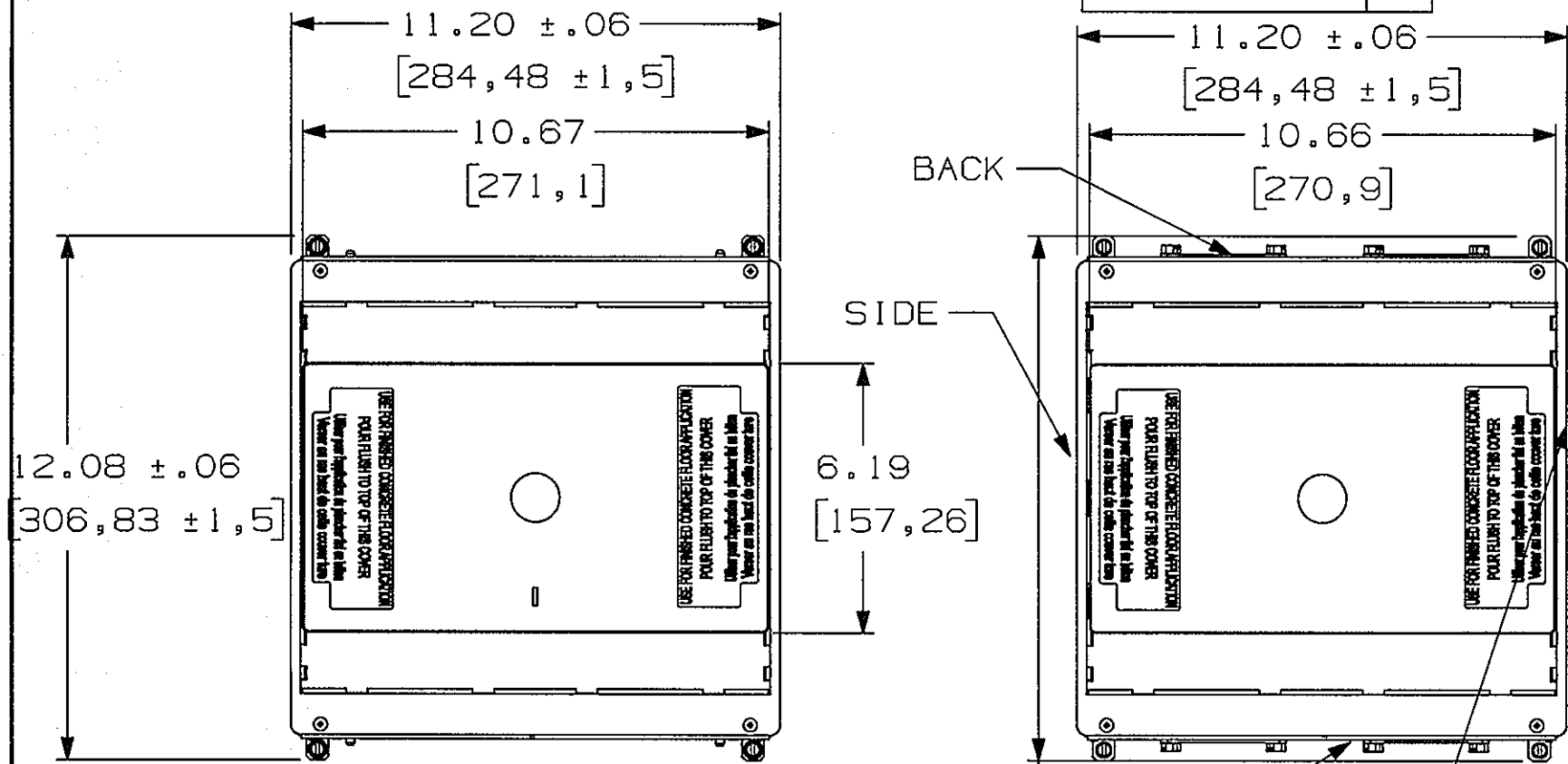
REPAIRABLE NON-REPAIRABLE

B

M-12143

3

M-12143 | 3



CATALOG NO.
CFB4G25
CFB4G25CR

CATALOG NO.
CFB4G30
CFB4G30CR

K.O. TRADE SIZE	LOCATION	QTY
1/2, 3/4, 1	FRONT	2
1/2, 3/4, 1	BACK	2
1/2, 3/4, 1	BOTTOM	8
1/2, 3/4, 1	SIDES	8

K.O. TRADE SIZE	LOCATION	QTY
1, 1-1/4, 1-1/2	FRONT	2
1, 1-1/4, 1-1/2	BACK	2
1/2, 3/4, 1	BOTTOM	2
1/2, 3/4, 1	SIDES	2

NOTES: UNLESS OTHERWISE SPECIFIED:
 1. DIMENSIONS SHOWN ON THIS DRAWING ARE NOMINAL VALUES FOR GENERAL USE ONLY. ACTUAL PART TOLERANCES MUST BE OBTAINED FROM HUBBELL ENGINEERING.
 2. PRODUCT IS cULus LISTED.
 3. DIMENSIONS ARE IN INCHES [mm].

LIST OF PARTS

DESCRIPTION	MATERIAL	FINISH
FLOOR BOX	STEEL	PRE-GALVANIZED
TOP MOUNTING ASSY.	STEEL	PRE-GALVANIZED
#8-32 FLAT HEAD SCREW	CRS	ZINC PLATE
#12 AWG GROUND WIRE & SCR ASSY.	COPPER	
PRE-POUR LEVELING SCREW	STEEL WIRE	ZINC PLATE
WIRE BARRIER	STEEL	PRE-GALVANIZED
#6-32 BINDING SCREW	STEEL	ZINC PLATE
METAL CONCRETE COVER	STEEL	PRE-GALVANIZED
PLASTIC CONCRETE COVER	POLYPROPYLENE	
DIVIDER 4 GANG	PET	

SYM	REVISIONS	APP	DATE
3	06/10/14 UPDATED MODELS ADDED COMPARTMENT 4 VIEW PER DCN 20574 CAC	TLS	06/10/14
2	10/07/13 UPDATE BOX & KO'S PER DCN 20073 CAC		10/07/13
1	1/19/12 RELEASE FOR PRODUCTION PER DCN 18427 MJM TLS	TLS	1/19/12

THE DESIGN AND DIMENSIONS OF THE PRODUCT SHOWN ON THIS DRAWING ARE SUBJECT TO CHANGE WITHOUT NOTICE

TITLE
4 GANG CONCRETE BOX ASSY. SHALLOW & DEEP

TOLERANCES UNLESS OTHERWISE SPECIFIED		WIRING DEVICE-KELLEMS HUBBELL INCORPORATED SHELTON, CT	
.XX = ± .01	.XXX = ± .005	DR. BY MJM	APP. BY
ANGLES = ± 2°		TR. BY	SCALE 1/4
		CHK. BY	DATE 1/11/12